港湾技研資料

TECHNICAL NOTE OF
THE PORT AND HARBOUR RESEARCH INSTITUTE
MINISTRY OF TRANSPORT, JAPAN

No.554 June 1986

沿岸波浪観測15か年統計（昭和45年～昭和59年）

菅原　一晃
小舟　浩治
佐々木　弘
橋本　典明
亀山　豊
成田　明

建設業総合研究所
図書室
蔵書

運輸省港湾技術研究所

港湾技研資料 No. 554

正　誤　表

ページ	表番号	誤	正
844	I−2	12月平均　83.2	83.2̇2
〃	I−3	4月平均　69.1	69.1̇7
854	I−21	12月平均　77.9	77.9̇8
〃	I−22	4月平均　80.1	80.1̇9
858	I−29	12月平均　91.8	91.8̇5
〃	I−30	4月平均　79.9	79.9̇4

目　　次

要　旨 …… 3

1. まえがき …… 3

2. 観測概要 …… 4
2.1 波浪観測施設 …… 4
2.2 波浪データの取得状況 …… 4

3. 波浪統計成果 …… 8
3.1 期間別最大有義波及び平均有義波 …… 8
3.2 波高及び周期の出現頻度 …… 8
3.3 波浪の継続時間頻度 …… 9
3.4 代表波諸元間の相関関係 …… 9
3.5 日平均有義波の出現頻度 …… 14
3.6 異常波浪時の特性 …… 14
3.7 代表的気象じょう乱時の沿岸波浪分布 …… 14

4. あとがき …… 17

参考文献 …… 17

付図及び付表
付表－1 期間別最大有義波及び平均有義波 …… 21
付図－1 期間別最大有義波及び平均有義波 …… 137
付表－2 波高・周期別出現頻度表（度数分布，出現率） …… 173
付図－2 波高，周期の出現率累年変化 …… 281
付表－3 波浪階級別継続時間頻度表（未超過，超過） …… 299
付表－4 代表波諸元間の関係 …… 407
付表－5 日平均有義波の波高・周期別出現頻度表（度数分布，出現率） …… 443
付表－6 異常波浪一覧表 …… 551
付図－3 高波をもたらした気象じょう乱の経路 …… 587
付図－4 高波時のパワースペクトル図 …… 605
付図－5 高波時のパワースペクトルの経時変化図 …… 605
付図－6 高波時の有義波及びスペクトル幅パラメータの経時変化 …… 768
付表－7 代表的気象じょう乱時の最大波とその起時 …… 800
付図－7 代表的気象じょう乱時の沿岸波浪分布図 …… 800
付図－8 代表的気象じょう乱時の代表天気図 …… 800
付図－9 代表的気象じょう乱時の隣接地点における波高，周期の時間変化図 …… 801

参考資料－Ⅰ 港別測得率一覧表 …… 841

参考資料－Ⅱ 港別長期欠測一覧表 …… 861

Wave Statistics with 15-year Data in the Coastal Wave Observation Network

Kazuteru SUGAHARA*
Koji KOBUNE**
Hiroshi SASAKI*
Noriaki HASHIMOTO***
Yutaka KAMEYAMA****
Akira NARITA****

Synopsis

Since 1970, the Port and Harbour Research Institute has been cooperating with the Bureau of Ports and Harbours, Ministry of Transport, and its associated agencies to carry out the coastal wave observation at their network stations.

The P.H.R.I. processed and analyzed the wave records obtained at these stations, and has been publishing the wave statistics in a series of reports. The title of the reports are "Annual report on wave properties at the network stations" and "Wave statistics in the coastal wave observation network" for 3-year, 5-year and 10-year data.

This Technical Note is the version arranged for 15-year data of the series, which covers the wave data obtained up to 1984 at 34 wave observation stations, where the observation has been carried out more than 3 years.

The wave statistics at each station are summerized in the following forms:

1) The mean and the maximum significant waves for each month, season and year.
2) The joint distribution of the significant wave heights and periods.
3) The persistance of sea states.
4) The correlations between various wave parameters.
5) The all-time high significant waves and maximum waves recorded at each station since the observation started.
6) The wave spectra at some severe storms.
7) The wave characteristics around Japan during some extreme sea states.

* Senior Research Engineer, Hydraulic Engineering Division.
** Chief of Coastal Observation Laboratory, Hydraulic Engineering Division.
*** Member of Storm Surge and Tsunami Laboratory, Hydraulic Engineering Division.
**** Member of Coastal Observation Laboratory, Hydraulic Engineering Division.

沿岸波浪観測15か年統計(昭和45年～昭和59年)

菅原一晃*
小舟浩治**
佐々木弘***
橋本典明****
亀山豊*****
成田明*****

要旨

運輸省港湾局を中心とする沿岸波浪観測体制では，わが国沿岸の波浪特性を把握する目的をもって，沿岸海域において継続的な波浪観測を実施している。

本資料は，昭和45年～59年の間に取得された実測データをもとに処理・解析をおこない，各種統計成果をとりまとめたものである。

対象とした港（地点）は，3年分以上の観測データが取得された下記の34地点である。

オホーツク海沿岸：紋別

日本海沿岸：留萌，瀬棚，深浦，酒田，弾崎，阿賀沖，輪島，金沢，福井，鳥取，浜田，藍島

太平洋岸：釧路，苫小牧，むつ小川原，八戸，宮古，釜石，仙台，小名浜，阿字ヶ浦，鹿島，浜金谷，波浮，潮岬，神戸，高知沖，油津，志布志湾，中城湾

東支那海沿岸：伊王島，名瀬，那覇

本資料に掲載したおもな統計成果は，期間別最大有義波及び平均有義波，波高・周期別出現頻度，波浪階級別継続時間頻度，代表波諸元間の相関関係，日平均有義波の波高・周期別出現頻度，既往の最大有義波及び最大最高波，高波時のパワースペクトル，代表的気象じょう(擾)乱時の沿岸波浪分布等である。

1. まえがき

運輸省では港湾局，第一～第五港湾建設局，北海道開発局，沖縄総合事務局（昭和48年度から参入）及び港湾技術研究所の相互協力体制のもとに，わが国における沿岸波浪の組織的な観測を実施してきている。この体制は昭和45～54年度の10年間は"波浪に関する拠点観測"，引き続く昭和55年度からは"沿岸波浪観測"として運用されている。

上述の体制において，昭和45年に14地点で開始された観測地点（集中処理対象港）が，逐次整備・拡充をおこなって昭和59年末現在では40地点で定常的な観測が実施されるに至っている。この間，得られた成果は歴年ごとに観測年報[1)～15)]としてとりまとめるとともに，3か年，5か年，10か年について累年統計報[16)～18)]を報告してきた。

本資料は一連の累年統計報に引き続き，昭和45～59年の15年間に，測得データ年数（測得データ数を年間規定観測回数で除した年数。本資料ではこう呼ぶ）が3年以

* 水工部　主任研究官（沿岸波浪担当）
** 水工部　海象観測研究室長
*** 水工部　主任研究官（海象測定技術担当）
**** 水工部　高潮津波研究室
***** 水工部　海象観測研究室

上となる34地点を対象に，図表としてとりまとめたものである。結果的に延べ観測期間が4年前後以上に相当している。既刊10か年統計報[18]では足かけ3年以上の23地点であったのに対して11地点増加しているが，10か年統計報において掲載されている宇部と端島は，この時点で観測を終了しているために割愛したので，本資料で新規に対象となったのは13地点である。3.7についてはその目的から，全集中処理対象港を対象としている。

なお，それぞれの観測地点では波高計機種や測定地点の変更があり，さらにデータ取得方式の変更に起因する分解能の差異等があって，統計に際してこれらの影響が含まれたまま作成した図表も多いが，現時点ではいまだ取得データを最大限に用いる段階であるという認識のもとに，基本的には各地点とも観測開始からのデータを対象とした。ただし，酒田及び八戸について必要と考えられる図表は観測開始から昭和59年までのものと波高計機種の変更後の期間に分けて作成している。

本資料を作成するために用いた現地取得データは，毎偶数正時前後10分間の計20分間に得られる連続記録を1観測データとしている。取得データの記録方式は，記録紙にペン書きアナログ記録として取得すると同時に，当初はさん孔紙テープ（PT）にディジタル値として収録し，現在は磁気テープ式ディジタル記録装置（DMT）によってカートリッジ磁気テープ（CMT）に収録している。それぞれの分解能は前者ではフルスケール/250 dig.，後者ではフルスケール/2,000 dig.である。サンプリング間隔は両者とも0.5秒で同じとなっている。

本資料は，利用の便を考慮し，港ごとに作成された図表は付表，付図として一括して掲載し，目次において標題をもって表示した。また，港ごとの期間別測得率表及び欠測一覧表は参考資料として巻末に示す。

2. 観測概要

2.1 波浪観測施設

昭和61年3月現在，集中処理対象港として運用され，定常的に観測をおこなっている地点は表－1(1)，(2)に示すとおりである。これらの位置を図－1に示す。ただし，図表には10か年統計報のとりまとめ後に，一時集中処理をおこなった新潟西港（－9.2）も記載してある。

表－1には，各港における波高計の機種，測定地点の水深及び位置の変更経歴と，それぞれの観測条件での観測期間を掲載するとともにDMTの導入時期を示している。表中，整理番号を付した地点が本資料で対象として掲載した観測地点であり，各種統計図表の配列順を示している。また，図－1の●印が掲載対象地点であることをあらわす。

北海道の5港については，測定地点の大水深化を機にDMTを導入して，当所での処理・解析を開始しており，それ以前は北海道開発局が処理をおこなった波浪観測台帳の値を用いて統計をおこなっている。

また，阿字ケ浦は昭和59年4月から常陸那珂港と改称しているが，ここでは観測期間の長い旧名称で表示することとした。

各港における機器・施設及び観測条件の変遷については「沿岸波浪観測施設台帳」[19]及び各年報を，[1)~10), 12)~15)]取得方法及び解析手法については，文献20），21）を参照していただきたい。

2.2 波浪データの取得状況

各港の観測期間内には，さまざまな原因と理由によって観測不能となり，あるいは不良なデータが取得され，代表波諸元を算出し得ない欠測期間を含んでいる。

表－2に各港における対象データ期間とその累年測得率，測得データ年数を示し，参考資料－Ⅰとして各港ごとの月，季，年別の測得率を巻末に示す。なお，季節区分は冬，春，夏，秋に対して順に12～2月，3～5月，6～8月，9～11月とし，冬季の12月は前年のものである。

表－2から明らかなように，各港の統計期間はまちまちであり，測得データ年数でまとめると，

10年以上 ： 酒田，金沢，むつ小川原，八戸，浜金谷，潮岬，神戸，苫小牧，留萌

5年以上 ： 弾崎，輪島，釜石，仙台，鹿島，波浮，浜田，油津，名瀬，伊王島，藍島，釧路，紋別，中城湾，那覇

となっている。本資料で対象とした34地点の平均測得データ年数は7.69年である。

参考資料－Ⅰの期間別測得率表の欄中，空白となっているのは観測開始前であり，－印は当該期間がすべて欠測であることを意味する。上述したように本資料では，代表波諸元を算出し得ないいかなる理由のものも欠測として処理している。欠測期間のうち7日間以上の連続した欠測について，参考資料－Ⅱにその期間と原因または理由を各港ごとにとりまとめたものを長期欠測一覧表として巻末に示した。

表－1.(1)　沿岸波浪観測集中処理対象港一覧表

局名	整理番号	地点名	波高計	測定地点			集中処理期間	DTM導入
			機種	水深	緯度	経度		時期
				(m)				
一建		秋田港（男鹿沖）	AW	−700	北緯 40°00′30″	東経139°35′30″	S.56.10～現在	S.56.10
	1	酒田港	PW	− 15	38°56′35″	139°48′23″	44.11～48. 9	
		〃	USW	− 20.4	38°56′47″	139°47′58″	48. 9～現在	56. 8
	2	弾崎	USW	− 54	38°20′39″	138°30′25″	53.10～現在	53.10
	3	阿賀沖	SRW	− 80	38°02′57″	139°06′33″	55. 1～56. 3	55. 1
		〃	SRW−V	〃	〃	〃	57. 1～現在	
		新潟東港	USW	− 29.8	38°01′01″	139°13′56″	58. 9～現在	58. 9
		新潟西港(−22.7)	USW	− 22.7	37°58′47″	139°05′19″	57. 9～現在	57.10
		新潟西港(− 9.2)	USW	− 9.2	37°57′21″	139°04′33″	57. 9～58. 9	57.10
	4	輪島港	USW	− 50	37°25′40″	136°54′19″	54. 1～現在	54. 1
	5	金沢港	USW	− 20	36°38′08″	136°35′25″	45. 1～46. 5	
		〃	〃	− 20.2	36°36′32″	136°34′18″	46.11～現在	55.11
	6	福井港	USW	− 21.3	36°12′39″	136°06′44″	55. 9～現在	55. 9
二建	7	深浦港	USW	− 30	40°38′49″	139°55′11″	54.12～56. 8	54.12
		〃	〃	− 49.6	40°39′25″	139°54′57″	56. 8～現在	
	8	むつ小川原港	USW	− 49	40°55′20″	141°25′40″	49. 4～現在	54.12
	9	八戸港	SGW	− 16.7	40°32′47″	141°33′41″	46. 3～48. 3	
		〃	USW	− 21	40°33′10″	141°33′35″	48. 3～現在	54.12
	10	宮古港	USW	− 23.3	39°38′13″	141°59′20″	56. 7～現在	56. 7
	11	釜石港	USW	− 49	39°15′14″	141°56′19″	53. 3～55.12	53. 3
		〃	〃	− 43	39°15′45″	141°56′17″	56. 8～58. 2	
		〃	〃	− 49	39°15′44″	141°56′19″	58. 6～現在	
	12	仙台新港	USW	− 20	38°14′44″	141°04′09″	54. 1～現在	54. 2
		相馬港	USW	− 16	37°51′19″	140°59′05″	57. 8～現在	57. 8
	13	小名浜港	USW	− 20	36°54′47″	140°55′04″	55. 1～現在	55. 1
	14	阿字ヶ浦	USW	− 30	36°23′24″	140°39′36″	54.12～59. 3	54.12
		（常陸那珂港）	〃	〃	〃	〃	59. 3～現在	
	15	鹿島港	USW	− 22	35°55′25″	140°44′12″	47. 4～57. 5	54.12
		〃	〃	− 23.4	35°53′46″	140°45′32″	59. 3～現在	
	16	浜金谷	USW	− 22	35°10′36″	139°47′48″	47. 9～現在	54.10
	17	波浮港	USW	− 49	34°40′23″	139°27′18″	48. 4～現在	54.12
三建	18	潮岬	PW	− 12.8	33°26′10″	135°45′16″	45. 8～現在	55. 1
		御坊沖	AW	−170	33°40′	135°00′	58.12～現在	58.12
	19	高知沖	AW	−120	33°15′24″	133°30′06″	55. 9～現在	56. 1
	20	鳥取港	USW	− 30	35°33′00″	134°10′00″	54. 9～現在	54.12
	21	浜田港	USW	− 51	34°54′07″	132°02′21″	49. 3～現在	55.11
	22	神戸港	USW	− 13	34°40′27″	135°15′47″	46. 5～48. 7	
		〃	〃	− 17	34°38′39″	135°16′46″	49. 9～現在	53.11

表－1.(2)　沿岸波浪観測集中処理対象港一覧表

局名	整理番号	地点名	波高計機種	測定地点 水深 (m)	測定地点 緯度	測定地点 経度	集中処理期間	DMT導入時期
四建	23	油津港	USW	－ 50	北緯 31°33′24″	東経 131°26′31″	S.50. 3～51. 1	
		〃	〃	－ 45	31°33′33″	131°26′19″	51. 8～58. 8	S. 55. 3
		〃	〃	－ 48.5	31°33′27″	131°26′32″	60. 4～	
	24	志布志湾	USW	－ 35	31°24′51″	131°06′55″	55. 4～現在	55. 4
	25	名瀬港	USW	－ 50	28°27′00″	129°31′35″	52. 3～現在	55. 3
	26	伊王島	SGW	－ 24	32°42′55″	129°45′27″	49. 12～56. 6	55. 12
		〃	USW	－ 50	32°43′09″	129°45′07″	57. 11～現在	
		玄界灘	USW	－ 51.7	33°50′50″	130°20′05″	55. 8～55. 10	55. 8
		〃	〃	－ 45	33°48′28″	130°16′49″	58. 8～現在	
	27	藍島	USW	－ 20.7	34°00′34″	130°47′36″	50. 4～現在	55. 3
北開局	28	釧路港	USW	－ 12	42°59′19″	144°19′26″	46. 3～48. 12	
		〃	〃	－ 19.2	42°57′41″	144°20′34″	51. 6～52. 6	
		〃	〃	－ 19.5	42°57′41″	144°20′34″	54. 10～現在	
	29	苫小牧港	SRW	－ 13.3	42°36′36″	141°36′21″	45. 1～52. 3	
		〃（勇払）	USW	－ 24.5	42°35′34″	141°42′15″	52. 4～57. 3	
		〃（白老）	〃	－ 50.7	42°32′31″	141°27′00″	57. 3～現在	57. 4
	30	瀬棚港	USW	－ 24	42°26′46″	139°50′06″	55. 1～57. 11	
		〃	〃	－ 52.9	42°26′30″	139°49′16″	57. 11～現在	57. 12
	31	留萌港	SRW	－ 12	43°55′27″	141°37′20″	45. 1～53. 3	
		〃	USW	－ 27	43°56′00″	141°36′40″	53. 4～56. 4	
		〃（別苅）	〃	－ 50	43°51′50″	141°28′20″	56. 4～現在	56. 4
	32	紋別港	USW	－ 18	44°23′00″	143°20′48″	50. 1～59. 7	
		〃	〃	－ 52	44°24′58″	143°26′00″	59. 9～現在	59. 9
沖総局	33	中城湾	USW	－ 53	26°13′20″	127°56′36″	48. 11～56. 8	55. 10
		〃	〃	－ 55	26°14′14″	127°58′10″	56. 8～58. 3	
		〃	〃	－ 50	26°14′15″	127°58′10″	58. 4～現在	
	34	那覇港	USW	－ 33	26°15′10″	127°39′12″	48. 7～48. 9	
		〃	〃	－ 51	26°15′19″	127°38′56″	48. 9～現在	55. 3

注）　AW ： 加速度計方式波高計　　PW ： 水圧式しゅう(摺)動抵抗型波高計
SGW ： 水圧式抵抗ひずみ線型波高計　　USW ： 超音波式波高計（水中発射型）
SRW－V ：ステップ式波高計（SRW改良型）　　SRW ： 階段抵抗式波高計
DMT ： 磁気テープ式ディジタル記録装置

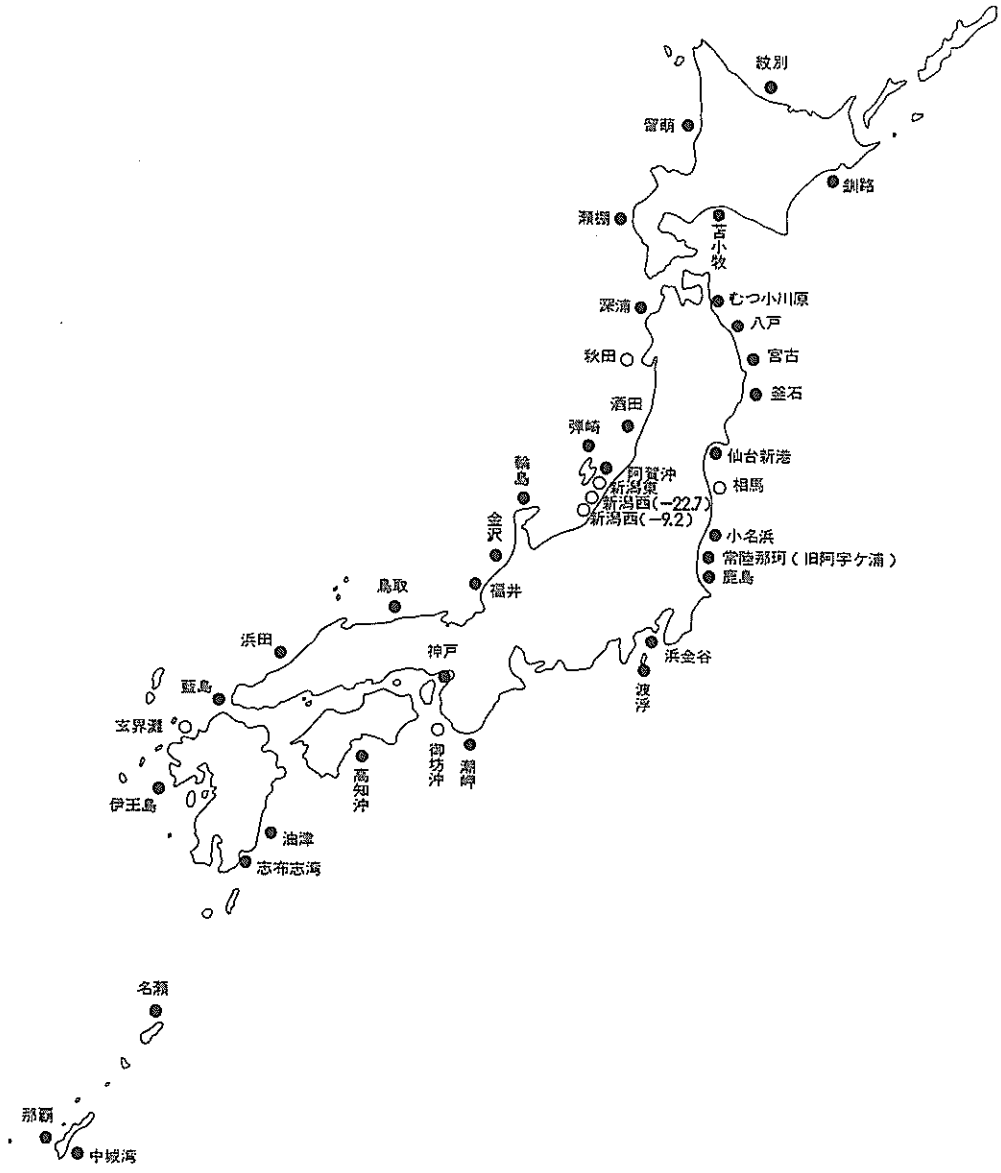

図－1　沿岸波浪観測集中処理対象港位置図

表－2　対象期間と測得率

地点名	対象期間	累年測得率	測得データ年数
	(年)(月)　(年)(月)	(%)	(年)
酒田(PW,USW)	'69.11～'84.12	79.70	12.75
〃　(USW)	73. 9～〃	84.07	10.09
弾崎	78.10～〃	80.96	5.67
阿賀沖	81. 1～〃	79.36	3.17
輪島	79. 1～〃	98.56	5.91
金沢	70. 1～〃	79.95	11.99
福井	80. 9～〃	73.61	3.68
深浦	79.12～〃	69.17	4.15
むつ小川原	74. 4～〃	94.26	10.37
八戸(SGW,USW)	71. 3～〃	87.21	12.21
〃　(USW)	73. 3～〃	88.47	10.62
宮古	81. 7～〃	83.18	3.33
釜石	78. 3～〃	78.21	5.48
仙台	79. 1～〃	87.81	5.27
小名浜	80. 1～〃	72.98	3.65
阿字ヶ浦	79.12～〃	80.03	4.80
鹿島	72. 4～〃	72.54	9.43
浜金谷	72. 9～〃	86.88	11.29
波浮	73. 4～〃	82.36	9.88
潮岬	70. 8～〃	78.90	11.84
高知沖	80. 9～〃	72.55	3.63
鳥取	79. 9～〃	82.08	4.92
浜田	74. 3～〃	72.81	8.00
神戸	71. 5～〃	73.38	10.27
油津	75. 3～〃	74.61	7.46
志布志湾	80. 4～〃	89.74	4.49
名瀬	77. 3～〃	95.16	7.61
伊王島	74.12～〃	63.53	6.99
藍島	75. 4～〃	87.60	8.76
釧路	71. 3～〃	49.91	6.99
苫小牧	70. 1～〃	92.50	13.88
瀬棚	80. 1～〃	86.29	4.31
留萌	70. 1～〃	87.57	13.14
紋別	75. 1～〃	73.80	7.38
中城湾	73.11～〃	74.23	8.91
那覇	73. 7～〃	82.13	9.86

3. 波浪統計成果

3.1　期間別最大有義波及び平均有義波

ここでは，各地点における最大有義波及び平均有義波について，統計期間別にとりまとめ，表－3，付表－1及び付図－1として示す。なお，最大有義波とは，ある期間内に得られた有義波高の最大値及びその周期をいい，平均有義波は，ある期間内に得られた有義波高，周期のそれぞれの平均値をいう。表－3は各港における累年の月別，通年の平均有義波高，周期を示す。（ ）内の数値は標準偏差である。付表－1は港ごとに各年の月，季の最大有義波及び平均有義波を一覧表としたものであり，表の構成はaの(1)，(2)の2表に月，季，年の最大有義波を，bの(1)，(2)の2表に月，季，年の平均有義波を示すものとなっている。ここで，観測開始（あるいは統計に使用したデータの最初）が昭和53年（1978年）から後の地点は，それぞれ1表のみとなっている。例えば付表－1.1(1)aにおいて酒田の1974年についてみると，1月の最大有義波高は6.21m，その周期は11.09秒すなわち11.1秒である。季節区分は2.2で記述したように，1974年の冬季は1973年12月から1974年2月の間であり，その最大有義波高は6.66m，周期は11.21秒すなわち11.2秒が示される。この値は（1973年）12月の月最大有義波であり，さらにこれが1973年の年最大有義波となっていることがわかる。参考資料－Ⅰと同様，空欄は観測開始前，－印は当該期間がすべて欠測であることをあらわす。

付図－1には，表－3及び付表－1に示した値の中から，累年月別及び各年別にそれぞれ最大有義波と平均有義波を示した。図中，●印は最大有義波を，○印は平均有義波を意味し，平均有義波をあらわす○印には標準偏差をⅠ印の長さによって表示している。ここで，波高について平均有義波は左側の縦軸に，一方最大有義波は右側の縦軸に示される目盛を用いて描いている。

3.2　波高及び周期の出現頻度

本節では，2時間ごとに得られた有義波高及び周期をもとに，波高・周期別出現頻度表を作成し，累年の季別及び年間について付表－2として各港ごとにとりまとめた。さらに，各港における出現特性について，統計年数別に波高，周期の出現率分布を求めて付図－2に示した。[22]

付表－2では，季別に対しては度数分布表を，年間に対しては度数分布表に加え，出現率表を示した。これらの表において，最上欄右端にDOSUU BUNPU HYOと表示されたものが度数分布表，RITU BUNPU HYOと表示されたものが出現率表である。度数分布表には，当該期間に出現した波高，周期（それぞれメートル，秒単位で表示）の各波浪階級の出現度数（回数）が，また出現率表は，各階級の出現度数を当該期間の総測得度数に対する百分率に換算して%単位で示している。階級区分は，波高を縦軸に示し，2m未満は25cmきざみ，2m以上7m未満は50cmきざみ，7m以上12m未満は1mきざみ，及び12m以上の計24階級，一方縦軸には周期をとり，3秒未満，3秒以上19秒未満は1秒きざみ，及び19秒以上の計18階級に分類し，波高25cm未満で周期3秒未満の階級についてはSEIONと表示されている。TOTAL欄にはそれぞれ各波高，周期階級に対する出現度数及び

出現率を，MICHO欄には当該階級の未超過出現度数（波高あるいは周期の小さい階級からの累積度数）及び未超過出現率を示す。ただし，度数分布表のTOTAL及びMICHO欄の（ ）内は0.1％単位の数値である。頻度表に描かれた曲線は，等出現度数線で，原則として10，50，100，500，1000，5000回ごとに記入してある。

なお，統計期間は表の上欄にKIHYO（季表），NEN（年表）の別が示され，付表－2.2の弾崎を例にとると，a表は季表であり，その右側の数字が統計期間で1978年～1984年までの12月～2月，すなわち冬季の累年表ということになる。またe，fは1978年10月～1984年12月の間の総測得データを対象としている。

付図－2は，統計期間を観測開始時点からそれぞれ3年，5年，10年，15年に分けて出現率曲線を描いたものである。図は通年に対するもので，各港における全観測期間のグラフは，それぞれ付表－2のf表で対象とした期間及びデータであり，同表のTOTAL欄を図化したものということになる。図中，凡例の（ ）内は統計期間と用いたデータ数である。

3.3 波浪の継続時間頻度

有義波を対象として，各港ごとに累年の季別及び通年について作成した未超過及び超過の2種類の波高階級別継続時間頻度表を付表－3として示した。

未超過の表は，静穏状況を把握するためのもので，それぞれ波高0.5m，1m，1.5m，2m，3m，4m，5m未満の各階級ごとに0.5日未満，それぞれ0.5日以上1日，1～2日，2～3日，3～4日，4～5日，5～6日，6～7日，7～10日未満及び10日以上の各継続日数の階級に対して，年平均出現回数を求めている。

他方超過の表は，荒天状況をみるためのもので，それぞれ波高1m，2m，3m，4m，5m，6m，7m以上の各階級ごとに，6時間未満，それぞれ6～12時間，12～18時間，18時間～1日，1～1.5日，1.5～2日，2～3日，3～4日，4～5日未満及び5日以上の各継続時間（または日数）ごとに年平均出現回数を示す。

両表の上欄に記載されたOBS.PERIODは，本表を作成するために用いたデータの季別，通年の各期間に対する測得データ期間を年単位で表示したものである。ただし，下記に示す基準により加算されるものは含んでいない。

付表－3.1(2)aによって酒田を例にとると，これは冬季表で，その測得データ期間は10.36年（12～2月の3か月を1年とする）である。未超過の表中，波高0.5m未満の波が0.5日未満継続したのは6.2回／年と読むことができる。

付表－3に示す波浪階級別継続時間頻度表の作成にあたっては，以下に示す考え方により統計をおこなっている。

(1) 異なる季節にまたがってある階級の波高が継続する場合には，それぞれ当該季節に含まれる時間長のみを継続時間であるとみなす。

(2) 欠測が半日以下の期間にわたって連続する場合は，この前後のデータを用いてこの間を直線補間して加算し，一方半日以上の欠測が連続する場合は，この期間は算定には使用せず，前後は別個のものとして考える。

3.4 代表波諸元間の相関関係

各港において取得されたデータの中から，有義波高が1m以上の場合について代表波諸元間の関係を求め，機種別にまとめたものを表－4に，同一地点において機種または水深の変更があったものについて，それぞれの観測条件における代表波諸元間の関係を表－5に示す。さらに付表－4として各港における波高1m以上の総データについて，周期5秒未満，5～10秒未満，10秒以上の3階級及び全出現周期に対する4種に区分して求めた代表波諸元間の関係を示す。

付表－4は代表波諸元を求めたものと，これらの関係を求めた2表を1対として掲載している。前者の表は，用いたサンプル数（NUMBER OF SAMPLES），各サンプルの波数の総平均値（MEAN NUMBER OF WAVES），各代表波諸元の平均値（AVE）及び標準偏差（STD）を記載している。後者の表は，有義波に対する各代表波の比及び標準偏差を，さらにREGRE.COEFF.，INTERCEPT及びCORRE.COEFF.は波高，周期ともに回帰直線をあてはめ，$Y = ax + b$ の形の1次式に対して最小自乗法によって算定された回帰係数（a），切片（b）及び相関係数をあらわす。例えば，付表－4.1(2)の表は酒田についてのもので，a.の上表から有義波高が1m以上でその周期が5秒未満のデータに対する各代表波諸元の結果であり，サンプル数すなわちデータ数は1,328個，波数の平均値は251波である。代表波諸元については，例えば$\overline{H}$は0.81±0.212m，$H_{1/3}$は1.27±0.310mの範囲のもので，これら代表波諸元間の関係は下表により，

$$\overline{H} / H_{1/3} = 0.638 \pm 0.029 \quad (1)$$

$$\overline{H} = 0.659 H_{1/3} - 0.027 \quad (2)$$

（相関係数は0.9644）

と読むことができる。

表－3(1)　各港の平均有義波一覧表（累 年）

地点名	項目 ＼ 累月・年	1	2	3	4	5	6	7	8	9	10	11	12	年
酒田	$H_{1/3}$	2.12(1.125)	1.90(1.228)	1.43(1.160)	0.84(0.839)	0.61(0.601)	0.40(0.395)	0.37(0.376)	0.50(0.537)	0.66(0.644)	1.16(0.982)	1.55(1.240)	2.05(1.223)	1.13(1.117)
(PW,USW)	$T_{1/3}$	6.90(1.516)	6.64(1.587)	5.78(1.887)	4.92(2.347)	4.39(2.346)	3.70(2.349)	3.90(2.388)	4.07(2.421)	4.65(2.416)	5.64(2.186)	6.35(2.112)	6.94(1.517)	5.32(2.420)
酒田	$H_{1/3}$	2.22(1.080)	1.86(1.071)	1.39(1.037)	0.91(0.843)	0.65(0.559)	0.44(0.358)	0.39(0.348)	0.52(0.509)	0.65(0.556)	1.16(0.970)	1.52(1.204)	1.97(1.162)	1.15(1.071)
(USW)	$T_{1/3}$	6.83(1.186)	6.37(1.268)	5.63(1.471)	4.91(1.973)	4.46(1.710)	3.97(1.776)	3.99(1.769)	4.17(1.811)	4.65(1.728)	5.56(1.807)	6.05(1.870)	6.69(1.312)	5.30(1.946)
彈崎	$H_{1/3}$	2.45(1.109)	2.17(1.092)	1.58(1.058)	1.02(0.771)	0.75(0.483)	0.59(0.316)	0.57(0.279)	0.70(0.515)	0.89(0.589)	1.45(1.066)	1.56(1.035)	2.16(1.158)	1.29(1.048)
	$T_{1/3}$	7.20(1.323)	6.86(1.405)	5.82(1.698)	4.70(1.784)	4.26(1.472)	3.79(1.354)	3.77(1.241)	4.15(1.613)	4.51(1.560)	5.67(1.885)	5.84(1.734)	6.86(1.507)	5.22(1.958)
阿賀沖	$H_{1/3}$	2.13(1.112)	1.89(1.014)	1.31(0.964)	0.68(0.658)	0.52(0.427)	0.46(0.300)	0.38(0.227)	0.54(0.496)	0.78(0.617)	1.15(0.874)	1.44(1.063)	1.97(1.087)	1.10(1.002)
	$T_{1/3}$	6.42(1.384)	5.98(1.355)	5.39(1.454)	4.81(1.487)	4.46(1.615)	4.29(1.299)	3.84(1.411)	3.96(1.684)	4.59(1.589)	5.32(1.774)	5.56(1.634)	6.20(1.455)	5.05(1.740)
輪島	$H_{1/3}$	2.26(1.036)	1.93(1.037)	1.39(0.931)	0.93(0.738)	0.71(0.522)	0.52(0.288)	0.52(0.317)	0.63(0.492)	0.81(0.549)	1.33(1.010)	1.54(0.935)	2.10(1.085)	1.21(0.995)
	$T_{1/3}$	7.25(1.183)	6.85(1.314)	6.15(1.477)	5.43(1.536)	5.00(1.340)	4.61(1.030)	4.72(1.113)	4.85(1.292)	5.19(1.324)	6.11(1.616)	6.41(1.345)	7.13(1.358)	5.80(1.623)
金沢	$H_{1/3}$	1.97(1.092)	1.80(1.126)	1.24(0.916)	0.78(0.668)	0.62(0.492)	0.45(0.293)	0.42(0.302)	0.55(0.441)	0.69(0.494)	1.04(0.870)	1.53(1.145)	2.00(1.218)	1.14(1.206)
	$T_{1/3}$	7.04(1.403)	6.78(1.475)	5.92(1.534)	5.05(1.385)	4.62(1.352)	4.30(1.165)	4.30(1.162)	4.64(1.364)	5.00(1.258)	5.72(1.584)	6.38(1.650)	7.06(1.481)	5.66(1.740)
福井	$H_{1/3}$	2.01(1.034)	1.79(1.014)	1.12(0.782)	0.75(0.693)	0.61(0.517)	0.40(0.268)	0.41(0.285)	0.55(0.498)	0.68(0.486)	1.13(1.012)	1.21(0.862)	2.02(1.206)	1.00(0.945)
	$T_{1/3}$	6.96(1.179)	6.72(1.147)	5.72(1.374)	4.99(1.489)	4.66(1.265)	4.15(0.937)	4.30(1.139)	4.60(1.410)	4.94(1.343)	5.81(1.656)	6.02(1.388)	6.98(1.388)	5.40(1.644)
深浦	$H_{1/3}$	2.13(1.031)	1.89(0.934)	1.44(0.921)	0.82(0.545)	0.68(0.480)	0.49(0.289)	0.45(0.257)	0.59(0.493)	0.72(0.605)	1.29(0.992)	1.56(1.163)	1.92(1.092)	1.13(0.976)
	$T_{1/3}$	6.84(1.130)	6.41(1.152)	5.76(1.222)	4.98(1.068)	4.72(1.005)	4.34(0.750)	4.41(0.908)	4.76(1.157)	4.93(1.116)	5.87(1.371)	6.05(1.440)	6.58(1.257)	5.40(1.418)
むつ小川原	$H_{1/3}$	0.80(0.617)	1.08(0.969)	1.08(0.904)	1.15(0.721)	1.06(0.623)	1.08(0.560)	1.00(0.475)	1.08(0.571)	1.09(0.594)	1.02(0.622)	0.89(0.675)	0.86(0.635)	1.02(0.678)
	$T_{1/3}$	6.87(2.835)	7.60(2.494)	7.65(2.718)	7.71(1.920)	7.50(1.424)	7.21(1.279)	7.26(1.069)	7.50(1.309)	7.63(1.533)	7.85(2.083)	7.08(2.271)	7.43(2.554)	7.44(2.043)
八戸	$H_{1/3}$	1.01(0.691)	1.06(0.838)	1.09(0.801)	0.88(0.546)	0.81(0.560)	0.83(0.504)	0.74(0.433)	0.78(0.494)	0.97(0.603)	0.89(0.500)	0.84(0.550)	0.95(0.690)	0.90(0.612)
(SGW,USW)	$T_{1/3}$	7.86(2.676)	8.05(2.752)	7.78(2.740)	7.64(2.166)	7.42(2.001)	7.24(1.900)	7.29(2.001)	7.38(2.040)	7.60(2.075)	7.83(2.447)	6.96(2.481)	7.70(2.810)	7.55(2.362)
八戸	$H_{1/3}$	0.96(0.570)	1.10(0.860)	1.07(0.784)	0.91(0.547)	0.84(0.560)	0.88(0.517)	0.78(0.440)	0.81(0.501)	0.97(0.559)	0.92(0.498)	0.87(0.562)	0.98(0.695)	0.92(0.601)
(USW)	$T_{1/3}$	7.25(2.421)	7.46(2.547)	7.37(2.523)	7.21(1.963)	6.99(1.723)	6.75(1.461)	6.86(1.582)	6.94(1.540)	7.16(1.741)	7.33(2.208)	6.41(2.037)	7.22(2.580)	7.06(2.058)
宮古	$H_{1/3}$	0.71(0.344)	0.74(0.459)	0.71(0.551)	0.52(0.389)	0.39(0.303)	0.42(0.316)	0.37(0.347)	0.36(0.270)	0.55(0.388)	0.52(0.370)	0.53(0.285)	0.61(0.432)	0.53(0.397)
	$T_{1/3}$	7.38(2.081)	6.78(1.785)	7.14(2.417)	6.75(1.853)	6.11(1.696)	5.60(1.544)	5.66(1.177)	5.90(1.329)	6.81(1.803)	6.71(2.065)	6.06(1.698)	6.41(1.798)	6.42(1.881)
釜石	$H_{1/3}$	0.83(0.568)	0.92(0.736)	0.99(0.745)	1.09(0.696)	0.81(0.492)	0.73(0.464)	0.79(0.381)	0.84(0.516)	0.94(0.564)	0.90(0.596)	0.73(0.468)	0.73(0.466)	0.85(0.564)
	$T_{1/3}$	8.17(2.246)	8.59(2.060)	8.64(2.140)	8.38(1.788)	7.70(1.376)	7.02(1.694)	7.19(1.273)	7.24(1.598)	7.24(1.576)	0.711(2.036)	6.54(2.068)	7.39(2.272)	7.50(1.974)
仙台	$H_{1/3}$	0.56(0.388)	0.66(0.505)	0.77(0.481)	1.00(0.534)	0.88(0.474)	0.82(0.335)	0.78(0.277)	0.90(0.443)	0.89(0.449)	1.04(0.646)	0.66(0.446)	0.60(0.419)	0.79(0.475)
	$T_{1/3}$	8.14(2.535)	8.64(2.335)	8.12(2.150)	7.65(1.769)	7.08(1.480)	7.00(1.257)	6.96(1.127)	7.72(1.162)	7.55(1.470)	8.44(1.970)	7.74(1.881)	7.88(2.256)	7.72(1.934)
小名浜	$H_{1/3}$	0.97(0.540)	0.97(0.590)	1.18(0.595)	1.35(0.594)	1.20(0.537)	1.07(0.352)	1.00(0.305)	1.22(0.600)	1.17(0.473)	1.12(0.589)	1.05(0.571)	0.97(0.502)	1.12(0.541)
	$T_{1/3}$	7.85(1.868)	7.93(1.917)	8.04(1.812)	7.67(1.311)	7.18(1.206)	7.01(1.029)	7.16(0.993)	8.24(1.430)	7.45(1.216)	7.50(1.536)	7.59(1.606)	7.67(1.666)	7.59(1.520)
阿字ヶ浦	$H_{1/3}$	1.13(0.547)	1.24(0.646)	1.31(0.601)	1.34(0.539)	1.18(0.527)	1.11(0.435)	1.01(0.355)	1.11(0.533)	1.24(0.618)	1.42(0.782)	1.09(0.624)	1.08(0.594)	1.19(0.587)
	$T_{1/3}$	7.86(2.013)	8.02(2.010)	7.99(1.940)	7.76(1.390)	7.35(1.328)	7.25(1.213)	7.27(1.110)	7.69(1.405)	7.37(1.345)	7.84(1.901)	7.18(1.509)	7.76(2.055)	7.61(1.667)
鹿島	$H_{1/3}$	1.36(0.619)	1.61(0.734)	1.64(0.747)	1.53(0.692)	1.26(0.602)	1.12(0.500)	1.07(0.555)	1.14(0.661)	1.37(0.648)	1.71(0.790)	1.51(0.913)	1.42(0.795)	1.39(0.723)
	$T_{1/3}$	8.25(1.979)	8.45(2.090)	7.99(1.878)	7.90(1.462)	7.81(1.303)	7.51(1.314)	7.97(1.449)	8.20(1.740)	7.55(1.661)	8.03(1.879)	7.75(1.823)	8.49(2.179)	7.97(1.756)
浜金谷	$H_{1/3}$	0.68(0.446)	0.66(0.422)	0.62(0.443)	0.62(0.418)	0.55(0.354)	0.53(0.325)	0.49(0.263)	0.58(0.383)	0.50(0.298)	0.52(0.356)	0.58(0.399)	0.63(0.453)	0.58(0.389)
	$T_{1/3}$	4.99(1.282)	4.91(1.318)	4.94(1.431)	4.84(1.284)	4.85(1.393)	4.91(1.133)	5.08(1.509)	5.53(2.021)	5.10(1.875)	4.90(1.711)	4.80(1.418)	4.84(1.176)	4.97(1.496)

表－3(2)　各港の平均有義波一覧表（累年）

地点名	項目＼累月・年	1	2	3	4	5	6	7	8	9	10	11	12	年
波浮	$H_{1/3}$	1.53(0.551)	1.67(0.604)	1.74(0.712)	1.67(0.650)	1.47(0.651)	1.30(0.502)	1.20(0.506)	1.39(0.774)	1.45(0.659)	1.72(0.790)	1.65(0.708)	1.46(0.550)	1.52(0.666)
	$T_{1/3}$	6.77(1.052)	7.19(1.242)	7.37(1.339)	7.39(1.100)	7.18(1.151)	7.07(0.984)	7.55(1.258)	7.93(1.394)	7.73(1.464)	7.90(1.566)	7.43(1.451)	6.96(1.165)	7.38(1.327)
潮岬	$H_{1/3}$	0.55(0.507)	0.56(0.530)	0.55(0.610)	0.51(0.506)	0.40(0.379)	0.51(0.465)	0.58(0.506)	0.79(0.776)	0.51(0.605)	0.44(0.473)	0.48(0.477)	0.44(0.416)	0.52(0.534)
	$T_{1/3}$	8.41(1.726)	8.64(1.575)	8.92(1.595)	8.72(2.172)	8.72(2.507)	8.36(1.981)	9.30(1.711)	9.61(1.746)	9.79(1.847)	9.72(2.210)	9.44(2.299)	8.80(1.866)	9.02(2.022)
高知沖	$H_{1/3}$	0.50(0.348)	0.55(0.295)	0.87(0.680)	1.00(0.591)	0.75(0.444)	0.90(0.482)	0.87(0.621)	1.22(1.080)	0.99(0.821)	0.94(0.687)	0.74(0.524)	0.55(0.353)	0.84(0.662)
	$T_{1/3}$	7.03(1.804)	7.28(1.614)	7.79(1.273)	7.62(1.152)	7.65(1.262)	7.53(1.125)	7.57(1.481)	8.78(1.782)	8.44(1.953)	8.66(1.931)	8.14(1.757)	7.37(1.786)	7.90(1.720)
鳥取	$H_{1/3}$	1.92(0.902)	1.71(0.914)	1.20(0.749)	0.84(0.684)	0.65(0.527)	0.51(0.345)	0.46(0.292)	0.64(0.487)	0.87(0.634)	1.16(0.827)	1.35(0.850)	1.83(0.957)	1.10(0.868)
	$T_{1/3}$	7.00(1.145)	6.66(1.236)	6.12(1.469)	5.45(1.516)	5.06(1.382)	4.76(1.090)	4.85(1.165)	5.34(1.340)	5.63(1.429)	6.13(1.619)	6.43(1.301)	6.99(1.324)	5.88(1.550)
浜田	$H_{1/3}$	2.04(0.930)	1.75(0.924)	1.29(0.826)	0.98(0.706)	0.66(0.579)	0.57(0.409)	0.52(0.380)	0.67(0.516)	0.84(0.585)	1.10(0.756)	1.49(0.913)	1.82(1.018)	1.15(0.900)
	$T_{1/3}$	7.01(1.209)	6.83(1.285)	6.02(1.388)	5.53(1.578)	4.68(2.100)	4.66(2.006)	4.39(1.884)	4.85(1.833)	5.53(1.696)	5.95(1.630)	6.46(1.439)	6.82(1.263)	5.75(1.857)
神戸	$H_{1/3}$	0.42(0.219)	0.40(0.212)	0.37(0.166)	0.39(0.205)	0.36(0.161)	0.36(0.176)	0.36(0.173)	0.39(0.210)	0.35(0.176)	0.34(0.159)	0.37(0.161)	0.42(0.204)	0.38(0.187)
	$T_{1/3}$	3.46(0.496)	3.50(0.515)	3.48(0.508)	3.54(0.515)	3.51(0.482)	3.50(0.494)	3.55(0.597)	3.70(0.756)	3.50(0.712)	3.40(0.434)	3.40(0.458)	3.46(0.414)	3.50(0.549)
油津	$H_{1/3}$	0.68(0.450)	0.78(0.448)	1.12(0.650)	1.08(0.523)	1.01(0.554)	0.91(0.452)	0.90(0.609)	1.22(0.813)	1.29(0.928)	1.39(0.848)	1.25(0.727)	0.80(0.370)	1.03(0.667)
	$T_{1/3}$	6.67(1.990)	6.77(1.714)	7.23(1.616)	7.42(1.207)	7.35(1.262)	7.15(1.116)	7.61(1.366)	8.08(1.424)	8.06(1.525)	8.03(1.682)	7.99(1.658)	7.60(1.740)	7.50(1.609)
志布志湾	$H_{1/3}$	0.37(0.262)	0.45(0.280)	0.62(0.426)	0.71(0.402)	0.59(0.314)	0.63(0.301)	0.61(0.394)	0.92(0.885)	0.73(0.740)	0.70(0.530)	0.56(0.357)	0.41(0.250)	0.62(0.500)
	$T_{1/3}$	5.75(1.948)	5.97(1.746)	6.32(1.611)	6.61(1.329)	6.58(1.319)	6.38(1.145)	6.62(1.596)	7.51(1.702)	7.31(1.934)	7.40(1.984)	7.32(1.767)	6.44(2.039)	6.72(1.782)
名瀬	$H_{1/3}$	1.66(0.967)	1.61(0.922)	1.34(0.846)	1.02(0.655)	0.78(0.460)	0.73(0.412)	0.71(0.452)	0.78(0.639)	0.91(0.655)	1.23(0.776)	1.35(0.842)	1.50(1.006)	1.13(0.815)
	$T_{1/3}$	6.43(1.354)	6.56(1.129)	6.51(1.220)	6.06(1.514)	5.87(1.466)	5.82(1.567)	5.77(1.804)	6.22(1.769)	6.37(1.454)	6.60(1.339)	6.52(1.216)	6.43(1.422)	6.26(1.483)
伊王島	$H_{1/3}$	0.23(0.370)	0.24(0.444)	0.20(0.393)	0.17(0.320)	0.11(0.214)	0.20(0.364)	0.22(0.366)	0.26(0.520)	0.17(0.393)	0.09(0.230)	0.11(0.298)	0.30(0.429)	0.20(0.376)
	$T_{1/3}$	2.44(3.294)	2.26(3.130)	1.93(2.997)	1.91(2.994)	1.54(2.609)	2.55(3.502)	2.82(3.886)	3.93(4.340)	2.32(3.736)	1.53(3.214)	1.33(2.649)	2.50(2.974)	2.26(3.357)
藍島	$H_{1/3}$	0.97(0.509)	0.87(0.547)	0.68(0.485)	0.55(0.409)	0.43(0.324)	0.35(0.213)	0.33(0.189)	0.42(0.290)	0.48(0.353)	0.55(0.411)	0.69(0.498)	0.88(0.562)	0.59(0.463)
	$T_{1/3}$	5.39(1.101)	5.25(1.174)	4.78(1.279)	4.27(1.299)	4.01(1.159)	3.84(0.909)	3.95(0.989)	4.21(1.173)	4.42(1.297)	4.64(1.396)	4.99(1.386)	5.20(1.159)	4.56(1.308)
釧路	$H_{1/3}$	0.82(0.602)	0.71(0.551)	0.86(0.573)	1.09(0.582)	0.97(0.479)	0.82(0.384)	0.83(0.353)	0.96(0.495)	1.00(0.538)	1.14(0.770)	0.99(0.572)	0.96(0.593)	0.93(0.556)
	$T_{1/3}$	7.40(2.514)	6.87(3.030)	7.00(2.414)	7.21(1.909)	7.05(1.815)	7.25(1.472)	7.47(1.672)	7.88(1.908)	7.68(1.848)	7.36(2.100)	6.58(1.979)	6.68(2.216)	7.22(2.104)
苫小牧	$H_{1/3}$	0.58(0.470)	0.64(0.593)	0.65(0.518)	0.83(0.521)	0.77(0.424)	0.72(0.382)	0.70(0.350)	0.78(0.429)	0.84(0.569)	0.81(0.616)	0.70(0.527)	0.61(0.472)	0.72(0.501)
	$T_{1/3}$	4.42(2.636)	4.57(2.654)	4.96(2.654)	5.79(2.183)	6.00(1.950)	5.86(1.744)	6.01(1.686)	6.37(1.967)	6.04(2.315)	5.93(2.585)	5.11(2.476)	4.40(2.273)	5.47(2.377)
瀬棚	$H_{1/3}$	1.87(0.950)	1.63(0.911)	1.35(0.870)	0.79(0.591)	0.62(0.465)	0.40(0.326)	0.30(0.227)	0.40(0.365)	0.68(0.558)	1.53(1.157)	1.69(1.046)	1.79(1.058)	1.15(0.987)
	$T_{1/3}$	6.49(1.089)	6.04(1.269)	5.61(1.464)	4.79(1.657)	4.57(1.638)	3.56(1.910)	3.43(2.109)	3.85(2.128)	4.74(1.511)	6.03(1.541)	6.06(1.465)	6.40(1.264)	5.24(1.906)
留萌	$H_{1/3}$	1.47(0.874)	1.26(0.838)	1.07(0.829)	0.84(0.668)	0.56(0.487)	0.35(0.382)	0.30(0.312)	0.44(0.467)	0.68(0.667)	1.23(0.973)	1.58(1.072)	1.68(0.998)	0.96(0.893)
	$T_{1/3}$	5.92(1.538)	5.59(1.833)	5.11(2.127)	4.72(2.213)	3.87(2.304)	2.92(2.347)	2.89(2.297)	3.26(2.418)	3.96(2.460)	5.20(2.164)	5.70(1.951)	5.99(1.555)	4.60(2.399)
紋別	$H_{1/3}$	1.11(0.825)	0.54(0.615)	0.55(0.564)	0.43(0.533)	0.72(0.650)	0.54(0.495)	0.34(0.371)	0.48(0.426)	0.72(0.635)	1.03(0.716)	1.22(0.808)	1.42(0.823)	0.82(0.743)
	$T_{1/3}$	6.58(2.919)	3.43(3.377)	3.30(3.128)	2.98(3.095)	4.60(2.834)	3.94(2.782)	2.88(2.766)	3.86(2.844)	5.22(2.932)	6.86(2.436)	7.25(2.240)	7.58(2.032)	5.22(3.201)
中城湾	$H_{1/3}$	0.85(0.409)	0.94(0.377)	0.93(0.411)	0.98(0.411)	0.95(0.436)	0.84(0.401)	1.00(0.826)	1.34(1.066)	1.00(0.772)	1.31(0.804)	1.39(0.618)	1.01(0.430)	1.04(0.646)
	$T_{1/3}$	6.82(1.122)	7.01(1.068)	7.21(1.118)	7.51(1.111)	7.16(1.210)	6.68(1.163)	7.28(1.571)	7.69(1.671)	7.64(2.259)	7.58(1.967)	7.73(1.338)	7.12(1.233)	7.28(1.469)
那覇	$H_{1/3}$	1.36(0.816)	1.37(0.871)	1.06(0.752)	0.78(0.602)	0.60(0.431)	0.62(0.347)	0.57(0.398)	0.77(0.707)	0.72(0.752)	1.02(0.794)	1.31(0.854)	1.38(0.948)	0.99(0.793)
	$T_{1/3}$	6.75(1.548)	6.63(1.606)	6.13(1.891)	5.47(1.902)	5.06(1.737)	5.44(1.570)	5.35(2.544)	5.75(2.473)	5.47(2.572)	6.01(2.110)	6.51(1.757)	6.56(1.958)	5.97(2.079)

表－4　機種別代表波諸元間の関係

機種 / 対象地点名（サンプル数） / 代表波諸元間の比	PW	SGW	SRW−V	AW	USW（水深35m以下）			USW（水深約50m以上）			USW
					日本海側	太平洋側	水深35m以下	日本海側	太平洋側	水深約50m以上	
	酒田，潮岬 (11,031)	八戸，伊王島 (1,802)	阿賀沖 (5,347)	秋田，御坊沖 高知沖 (12,278)	酒田，金沢，福井，新潟西，鳥取，藍島，紋別 (69,291)	八戸，宮古，仙台，小名浜，阿字ヶ浦，鹿島，浜金谷，相馬，神戸，志布志湾，釧路 (63,905)	全地点 (133,196)	弾崎，輪島，深浦，浜田，名瀬，那覇，玄界灘，伊王島，留萌，瀬棚 (87,506)	むつ小川原，釜石，波浮，油津，中城湾，苫小牧 (82,150)	全地点 (169,656)	全地点 (302,852)
$\overline{H}/H_{1/3}$	0.639 (0.053)	0.673 (0.160)	0.622 (0.022)	0.642 (0.022)	0.639 (0.030)	0.632 (0.031)	0.636 (0.031)	0.632 (0.025)	0.635 (0.025)	0.633 (0.025)	0.634 (0.028)
$H_{1/10}/H_{1/3}$	1.290 (0.159)	1.264 (0.092)	1.259 (0.037)	1.249 (0.038)	1.246 (0.042)	1.250 (0.044)	1.248 (0.043)	1.251 (0.038)	1.249 (0.040)	1.250 (0.039)	1.249 (0.041)
$H_{max}/H_{1/3}$	1.685 (0.471)	1.602 (0.266)	1.673 (0.174)	1.628 (0.166)	1.623 (0.174)	1.620 (0.167)	1.622 (0.171)	1.636 (0.170)	1.614 (0.172)	1.625 (0.171)	1.624 (0.171)
$\overline{T}/T_{1/3}$	0.988 (0.048)	0.967 (0.084)	0.797 (0.053)	0.894 (0.056)	0.843 (0.054)	0.824 (0.074)	0.834 (0.065)	0.847 (0.058)	0.849 (0.063)	0.848 (0.060)	0.842 (0.063)
$T_{1/10}/T_{1/3}$	0.996 (0.044)	0.999 (0.059)	1.048 (0.061)	1.004 (0.044)	1.018 (0.052)	1.030 (0.065)	1.024 (0.059)	1.015 (0.046)	1.020 (0.059)	1.017 (0.053)	1.020 (0.056)
$T_{max}/T_{1/3}$	0.992 (0.112)	0.984 (0.127)	1.066 (0.225)	0.994 (0.143)	1.014 (0.175)	1.034 (0.199)	1.024 (0.187)	1.010 (0.150)	1.020 (0.186)	1.015 (0.168)	1.019 (0.177)

表－5　同一地点の機種，水深別代表波諸元間の関係

対象地点名	酒田		深浦		八戸		伊王島		紋別		留萌		瀬棚		苫小牧	
機種	PW	USW	USW	USW	SGW	USW	SGW	USW	USW	USW	USW	USW	USW	USW	USW	USW
水深	−20.0	−20.2	−30.0	−49.6	−16.7	−21.0	−24.0	−50.0	−18.0	−52.0	−27.0	−50.0	−24.0	52.9	−24.5	−50.7
(サンプル数)	(14,481)	(18,916)	(2,565)	(4,623)	(1,527)	(14,283)	(275)	(1,096)	(9,886)	(443)	(5,323)	(7,645)	(4,252)	(4,003)	(3,978)	(2,741)
代表波諸元間の比																
$\overline{H}$ / $H_{1/3}$	0.637 (0.044)	0.634 (0.020)	0.629 (0.019)	0.631 (0.017)	0.681 (0.171)	0.634 (0.032)	0.627 (0.048)	0.634 (0.018)	0.675 (0.047)	0.628 (0.018)	0.651 (0.037)	0.636 (0.021)	0.569 (0.041)	0.632 (0.016)	0.603 (0.048)	0.632 (0.023)
$H_{1/10}$ / $H_{1/3}$	1.269 (0.137)	1.250 (0.044)	1.251 (0.035)	1.251 (0.034)	1.261 (0.089)	1.250 (0.045)	1.280 (0.106)	1.252 (0.031)	1.229 (0.055)	1.251 (0.034)	1.239 (0.052)	1.251 (0.036)	1.278 (0.078)	1.251 (0.031)	1.261 (0.059)	1.251 (0.035)
H_{max} / $H_{1/3}$	1.665 (0.403)	1.634 (0.179)	1.648 (0.166)	1.649 (0.162)	1.598 (0.267)	1.607 (0.171)	1.621 (0.259)	1.673 (0.164)	1.569 (0.175)	1.652 (0.172)	1.621 (0.189)	1.649 (0.165)	1.681 (0.194)	1.663 (0.162)	1.705 (0.182)	1.638 (0.164)
$\overline{T}$ / $T_{1/3}$	0.896 (0.078)	0.844 (0.044)	0.832 (0.042)	0.844 (0.037)	0.959 (0.087)	0.832 (0.070)	1.012 (0.042)	0.869 (0.051)	0.875 (0.082)	0.822 (0.052)	0.866 (0.055)	0.862 (0.042)	0.857 (0.046)	0.849 (0.033)	0.764 (0.084)	0.850 (0.060)
$T_{1/10}$ / $T_{1/3}$	1.011 (0.056)	1.018 (0.050)	1.016 (0.043)	1.014 (0.039)	1.000 (0.061)	1.033 (0.070)	0.998 (0.049)	1.009 (0.043)	1.011 (0.061)	1.032 (0.060)	1.007 (0.047)	1.008 (0.042)	1.015 (0.049)	1.012 (0.037)	1.040 (0.073)	1.017 (0.052)
T_{max} / $T_{1/3}$	1.007 (0.173)	1.013 (0.178)	1.006 (0.144)	1.002 (0.134)	0.983 (0.134)	1.036 (0.209)	0.991 (0.070)	0.995 (0.151)	1.003 (0.175)	1.033 (0.199)	1.004 (0.131)	0.999 (0.139)	1.009 (0.121)	1.005 (0.138)	1.052 (0.190)	1.012 (0.169)

3.5 日平均有義波の出現頻度

前出の3.2では，毎観測時の個々のデータを対象として，有義波の波高・周期別出現頻度表（付表－2）を作成しているが，ここではこれと同じデータを用いて日平均有義波を算出し，付表－2と同じ波高，周期の階級区分に従って作成した頻度表を付表－5に示す。本節においても累年の季別及び通年の度数分布表，さらに通年については対応出現率表を掲載した。

ただし，表の作成に際して，日平均値は1日の定時観測回数12回のうち，6回以上取得された日平均を求めており，5回以下の日は頻度表を作成するためのデータから除外している。

3.6 異常波浪時の特性

各港ごとに設定した波高値を超える異常波浪時について，累年統計をおこなったものを以下に示す。まず，表－6には昭和59年12月末現在で，各港において取得された観測史上最大の有義波と最高波について，それぞれを一覧表として示す。最大有義波には対応最高波を，最大最高波には対応有義波を示すとともに，当該波浪が観測されたときの波高計機種，測定地点の水深，発生要因[24),25)など]，集中処理開始時期を示した。なお，高知沖では集中処理開始直前の9月中旬に来襲した台風第8013号時の11日11時に$H_{1/3}=10.9$m，$T_{1/3}=14.0$sがその最大として得られていることを参考値として付記しておく。付表－6には，各港において得られた主要な異常波浪時についてその期間，最大有義波の起時，波高，周期，対応最高波，高波の継続時間，最高波高の最大有義波に対する比，及び気象要因を示す。付表－6は，それぞれ最大有義波高の大きい順に30ケースを抽出し，一覧表として示したものである。継続時間は波高3m，5m，及び7mを超えて継続した観測回数から求めている。

各港の観測期間内には中・長期の欠測を含む場合が多く，この期間中に発生した高波についてはデータが取得されていない。したがって表－6に既往最大波として示された値が，必ずしも各港において出現した最大値とはいえない。また高波は異常気象じょう乱に伴う場合がほとんどであり，砕波や機器・施設の不安定状態による異状データ，きびしい観測環境条件下での観測不能状態（たとえば停電やケーブル断線など）に起因する欠測がある。これらのことから，付表－6の最大有義波の起時に△印を付し，この前後が欠測で，必ずしも最大値ではない可能性があることを示した。

付図－3には，付表－6に示した各港の異常波浪時のうち，1～10番までのおもな発生要因となった台風または低気圧の経路[24),25)など]を示す。図中，1～5番までの経路は太い実線で，6～10番は細い実線で示し，各経路の両端にはその番号を○印の中に示した。経路中の○印は9時，●印は21時の位置を，さらに○印に付した数字は日付である。また，経路の始端または終端には年月日を付し，その気象じょう乱によって当該港にもたらされた最大有義波の波高，周期をそれぞれメートル，秒単位で記入し，このうち周期については（ ）内に示した。

付図－4は，付表－6に示した異常波浪時のうち，各港の上位数ケースについて，パワースペクトルの算定結果を示す。掲載したケースは付表－6の右欄外に＊印を付す。なお，＊印の飛んでいるケースは当所に原記録がないことを意味する。各年報及び10か年統計報にも同様な図が掲載されているが，これらについては番号を○印で囲んで参考とする。付図－4は原則としてa～cの3図とし，高波の最盛時及びその前後時刻のパワースペクトルを，付図－5には異常波浪期間についてパワースペクトルの経時変化を数値化して示した。

付図－6には，付図－4，5を作成した異常波浪時（付表－6の＊印のケース）について，有義波高，周期とともにパワースペクトル値から求めた波高及びスペクトル幅パラメータの値を下式により算定して時間変化図として示した。

$$H_{1/3} = 4.004\sqrt{m_0} \tag{3}$$

$$\varepsilon = \left(1 - \frac{m_2^2}{m_0\, m_4}\right)^{1/2} \tag{4}$$

上式においてm_0，m_2，m_4はそれぞれスペクトルの0次，2次，4次のモーメントである。εは0から1の値をとり，うねり性の幅の狭いスペクトル形をもつ波形に対しては0に近づき，風波性の波浪の場合には1に近づくようなパラメータである。付図－6において破線が平均波法による有義波高，実線が周期，○印がスペクトルによる有義波高，△印がスペクトル幅パラメータである。

3.7 代表的気象じょう乱時の沿岸波浪分布

わが国沿岸海域における波浪特性の相関関係を把握することを目的として，ここでは代表的な気象じょう乱時について高波の分布を示す。対象として抽出した気象じょう乱は，ある程度観測施設が整備された昭和54年以降とし，58年までの各年の代表的気象じょう乱時である下記の5ケースとした。

(1) 台風第7920号（昭和54年10月17日～20日）
(2) 台風第8013号（昭和55年 9 月 9 日～13日）
(3) 台風第8115号（昭和56年 8 月19日～24日）
(4) 台風第8219号（昭和57年 9 月23日～28日）
(5) 低気圧（昭和58年11月16日～21日）

表－6.1　各港における既往最大有義波（昭和59年12月現在）

地点名	既往最大有義波及び対応最高波					起時	機種 水深	発生要因	集中処理 開始年月
	$H_{1/3}$	$T_{1/3}$	H_{max}	T_{max}	波向				
	(m)	(S)	(m)	(S)		年 月 日 時	(m)		
酒田港	8.63	12.6	9.94	11.5		S.45. 2. 2. 2	PW −15	冬型	S.44.11
弾崎	7.23	10.5	11.03	8.7		54.10.19.20	USW −54	台風第7920号 くずれの低気圧	53.10
阿賀沖	6.46	9.5	10.36	9.4		57. 1.29.14	SRW−V −80	冬型	55. 1
輪島港	7.19	10.5	10.30	11.0		55. 1. 7. 8	USW −50	冬型	54. 1
金沢港	7.67	12.4	10.07	12.2		55.10.26.24	USW −20.2	二つ玉低気圧	45. 1
福井港	7.79	13.2	10.10	11.8		56.12. 2. 6	USW −21.3	冬型	55. 9
深浦港	7.31	10.3	14.03	10.7		58.12. 1.16	USW −49.6	日本海低気圧	54.12
むつ小川原港	6.10	9.3	8.93	9.0		57. 5.21.12	USW −49	二つ玉低気圧	49. 4
八戸港	6.09	13.1	8.70	12.0		58.12.27. 2	USW −21	南岸低気圧，冬型	46. 3
宮古港	3.88	9.2	7.38	8.4		58. 3.14. 2	USW −23.3	南岸低気圧	56. 7
釜石港	5.07	11.2	8.27	12.1		54. 2.25.10	USW −49	前線性低気圧	53. 3
仙台新港	5.36	9.9	8.70	11.0		57.10.20.10	USW −20	二つ玉低気圧	54. 1
小名浜港	5.89	11.7	8.44	12.4		56. 4.20.18	USW −20	二つ玉低気圧	55. 1
阿字ヶ浦	5.58	12.1	9.30	16.3	ESE	58. 2.18. 6	USW −30	二つ玉低気圧	54.12
鹿島港	7.09	13.2	9.60	10.5		50.11.12. 2	USW −22	台風第7519号	47. 4
浜金谷	4.45	8.4	7.02	7.5		54. 3.30.24	USW −22	前線性低気圧	47. 9
波浮港	8.36	10.7	11.02	9.0		56. 8.23. 2	USW −49	台風第8115号	48. 4
潮岬	6.65	13.5	9.03	15.3		57. 8.27. 4	PW −12.8	台風第8213号	45. 8
高知沖	8.60	13.1	12.29	14.0		57. 9.25. 4	加速度計 −120	台風第8219号	55. 9
鳥取港	7.51	11.2	12.57	10.3		56.12. 2. 4	USW −30	冬型	54. 9
浜田港	7.51	10.5	10.59	12.2		51. 2. 5.22	USW −51	冬型	49. 3
神戸港	2.66	5.9	5.41	7.0		58. 5.16.18	USW −17	南岸低気圧	46. 5
油津港	10.34	13.0	13.42	15.3		55. 9.10.22	USW −45	台風第8013号	50. 3
志布志湾	7.88	12.3	11.03	14.3		57. 8.26.22	USW −35	台風第8213号	55. 4
名瀬港	6.02	10.1	7.64	12.1		54.10.19. 6	USW −50	台風第7920号	52. 3
伊王島	6.73	11.0	10.50	13.6		59. 8.21.16	USW −50	台風第8410号	49.12
藍島	4.28	9.2	6.67	6.7		55.12.24.18	USW −20.7	二つ玉低気圧	50. 4
釧路港	7.19	12.3	10.50	12.0		54.10.20. 2	USW −19.5	台風第7920号 くずれの低気圧	46. 3
苫小牧港	6.10	15.5	8.10	15.0		47. 2.28.10	SRW −13.3	二つ玉低気圧	45. 1
瀬棚港	6.95	10.9	9.67	11.6		56.10.24.10	USW −24	冬型	55. 1
留萌港	7.33	10.5	11.20	9.0		57.11.25.10	USW −50	冬型	45. 1
紋別港	7.30	12.9	10.20	9.0		50.11. 9. 4	USW −18	冬型	50. 1
中城港	8.46	15.0	12.11	10.4		54. 8.22.16	USW −53	台風第7911号	48.11
那覇港	7.41	10.0	12.25	13.5		54.10.18.18	USW −51	台風第7920号	48. 7

表－6.2　各港における既往最大最高波（昭和59年12月現在）

地点名	既往最大最高波及び対応有義波					起時	機種 水深	発生要因	集中処理 開始年月
	H_{max}	T_{max}	$H_{1/3}$	$T_{1/3}$	波向				
	(m)	(S)	(m)	(S)		年 月 日 時	(m)		
酒田港	14.97	5.5	6.11	5.8		S.45. 9.26.12	PW −15	冬型	S.44.11
弾崎	13.43	15.2	6.03	11.1		55.10.31.14	USW −54	日本海低気圧	53.10
阿賀沖	12.30	9.5	6.00	10.7		59. 1.17.18	SRW-V −80	日本海低気圧,冬型	55. 1
輪島港	12.35	13.5	7.05	13.0		55. 1.31.10	USW −50	二つ玉低気圧	54. 1
金沢港	11.79	8.1	6.49	10.3		55.12.13.20	USW −20.2	二つ玉低気圧	45. 1
福井港	11.92	9.0	5.38	10.4		55.10.31.12	USW −21.3	日本海低気圧	55. 9
深浦港	14.03	10.7	7.31	10.3		58.12. 1.16	USW −49.6	日本海低気圧	54.12
むつ小川原港	11.90	11.5	5.34	9.3		55.12.24.14	USW −49	二つ玉低気圧	49. 4
八戸港	10.53	12.0	5.76	10.9		58. 2.19. 6	USW −21	二つ玉低気圧,冬型	46. 3
宮古港	7.38	8.4	3.88	9.2		58. 3.14. 2	USW −23.3	南岸低気圧	56. 7
釜石港	8.43	10.4	3.93	10.4		59. 4.21.12	USW −49	二つ玉低気圧	53. 3
仙台新港	8.99	7.1	5.14	9.9		55.12.24.14	USW −20	二つ玉低気圧	54. 1
小名浜港	9.34	12.6	5.61	11.3		58. 2.18.10	USW −20	二つ玉低気圧	55. 1
阿字ヶ浦	9.45	12.1	5.54	10.0		58. 2.18. 2	USW −30	二つ玉低気圧	54.12
鹿島港	9.60	10.5	7.09	13.2		50.11.12. 2	USW −22	台風第7519号	47. 4
浜金谷	8.67	6.4	3.90	10.5		54.10.19.12	USW −22	台風第7920号	47. 9
波浮港	14.32	13.4	6.74	13.0		56.10.23. 4	USW −49	台風第8124号	48. 4
潮岬	10.53	11.5	6.56	13.6		57. 8.27. 6	PW −12.8	台風第8213号	45. 8
高知沖	14.90	11.2	8.35	11.6		57. 8.27. 2	加速度計 −120	台風第8213号	55. 9
鳥取港	12.57	10.3	7.51	11.2		56.12. 2 4	USW −30	冬型	54. 9
浜田港	11.60	8.0	5.21	9.5		51. 9.13.20	USW −51	台風第7617号	49. 3
神戸港	5.41	7.0	2.66	5.9		58. 5.16.18	USW −17	南岸低気圧	46. 5
油津港	13.42	15.3	10.34	13.0		55. 9.10.22	USW −45	台風第8013号	50. 3
志布志湾	13.65	11.1	7.63	12.0		57. 8.26.20	USW −35	台風第8213号	55. 4
名瀬港	9.42	10.2	4.73	9.3		55. 9.11.14	USW −50	台風第8013号	52. 3
伊王島	10.80	11.2	6.69	10.2		59. 8.21.14	USW −50	台風第8410号	49.12
藍島	6.67	6.7	4.28	9.2		55.12.24.18	USW −20.7	二つ玉低気圧	50. 4
釧路港	11.20	13.2	5.90	11.5		57.10.20.24	USW −19.5	二つ玉低気圧	46. 3
苫小牧港	8.68	8.0	4.24	8.2		58. 4.29.18	USW −50.7	日本海低気圧	45. 1
瀬棚港	10.56	10.8	5.90	10.1		58.12. 1.16	USW −52.9	日本海低気圧	55. 1
留萌港	12.07	11.1	6.69	10.1		59.10. 3.20	USW −50	日本海低気圧	45. 1
紋別港	10.70	12.0	7.00	13.1		50.11. 9. 6	USW −18	冬型	50. 1
中城港	13.61	15.2	7.53	13.2		58. 9.25. 4	USW −50	台風台8310号	48.11
那覇港	12.25	13.5	7.41	10.0		54.10.18.18	USW −51	台風台7920号	48. 7

付図－7にはそれぞれのじょう乱時におけるわが国沿岸の最大有義波の出現分布を棒グラフで示し，それぞれの起時（日時）を付記するとともに，高波発生の主要因となった台風または低気圧の経路を示す。付図－8は代表天気図[25]，付表－7は各地点で得られた最大有義波及び最大最高波とその起時を示した。表中，有義波高欄に付した＊印は，欠測あるいはデータ不良のため，表に示す波高，周期が期間内における最大となっていない可能性があることを意味する。さらに各じょう乱時の波高，周期の時間変化について隣接地点の比較がしやすいように全国沿岸を8ブロックに分けて付図－9に示した。図中，折線が描かれてなく，あるいは分断している箇所は，当該地点が観測開始以前あるいは欠測の期間である。

4. あとがき

統一的技術基準のもとに長期間にわたり，かつわが国沿岸全域規模で波浪観測成果がとりまとめられた本資料が港湾，海岸，海洋における各種工事および調査の計画，施工等の多種多様な利用に対する基本情報として役立てられることを期待するものである。しかしながら，反面では15年間の長期にわたる観測成果とはいえ，これはあくまでも波浪観測体制の運用期間を指すものであり，それぞれの観測港においては，波高計の機種，測定地点の位置あるいは水深の変更などの変遷，観測開始時期の大幅な差異があって，必ずしも満足できるものではない。現在，40地点において定常的観測がおこなわれているが，取得データ期間が短いために本資料の対象とならなかった6港においても，有為なデータが蓄積されつつあり，さらに発展的，継続的な運用を展開し，基礎データの蓄積をはかることが肝要である。統計作業をおこなうに際して痛感することは欠測の存在である。中・長期の欠測が成果の信頼性に与える影響は非常に大きい。観測データの資質が向上した現在，測得率を重視した運用を一層推進すべき時期にあると思われる。

本資料において統計解析の対象とした波浪観測データは港湾局，第一～第五港湾建設局，北海道開発局，沖縄総合事務局及び港湾技術研究所の長年にわたる相互協力により得られた成果である。御尽力された関係各位に対して深謝し，今後とも沿岸波浪観測に対するご協力，ご支援をお願いする次第である。

（1986年3月31日受付）

参考文献

1）高橋智晴・副島　毅・中井徹也・佐々木弘・菅原一晃：波浪に関する拠点観測年報（昭和45年），港湾技研資料，No.137，1972年3月，276P.

2）高橋智晴・副島　毅・中井徹也：波浪に関する拠点観測年報（昭和46年），港湾技研資料，No.158，1973年3月，325P.

3）高橋智晴・副島　毅・中井徹也：波浪に関する拠点観測年報（昭和47年），港湾技研資料，No.178，1974年3月，329P.

4）高橋智晴・副島　毅・佐々木徹也：波浪に関する拠点観測年報（昭和48年），港湾技研資料，No.209，1975年3月，494P.

5）高橋智晴・佐々木徹也・金子大二郎・副島　毅：波浪に関する拠点観測年報（昭和49年），港湾技研資料，No.233，1976年3月，452P.

6）高橋智晴・佐々木徹也・広瀬宗一：波浪に関する拠点観測年報（昭和50年），港湾技研資料，No.258，1977年3月，577P.

7）高橋智晴・佐々木徹也・広瀬宗一：波浪に関する拠点観測年報（昭和51年），港湾技研資料，No.282，1978年3月，669P.

8）高橋智晴・佐々木徹也・広瀬宗一：波浪に関する拠点観測年報（昭和52年），港湾技研資料，No.311，1979年3月，682P.

9）高橋智晴・広瀬宗一・夷塚葉子・佐々木徹也：波浪に関する拠点観測年報（昭和53年），港湾技研資料，No.332，1980年3月，624P.

10）高橋智晴・広瀬宗一・菅原一晃・夷塚葉子：波浪に関する拠点観測年報（昭和54年），港湾技研資料，No.373，1981年3月，480P.

11）高橋智晴・広瀬宗一・菅原一晃・橋本典明：沿岸波浪観測年報（昭和55年），港湾技研資料，No.417，1982年3月，835P.

12）高橋智晴・広瀬宗一・菅原一晃：沿岸波浪観測年報（昭和56年），港湾技研資料，No.445，1983年3月，612P.

13）菅原一晃・広瀬宗一・橋本典明・村田　繁：沿岸波浪観測年報（昭和57年），港湾技研資料，No.480，1984年3月，320P.

14）菅原一晃・小舟浩治・橋本典明・亀山　豊・広瀬宗一：沿岸波浪観測年報（昭和58年），港湾技研資料，No.517，1985年3月，333P.

15）菅原一晃・小舟浩治・橋本典明・亀山　豊：沿岸波浪観測年報（昭和59年），港湾技研資料，No.545，1986年3月，324P.

16）高橋智晴・副島　毅・佐々木徹也・佐々木弘：波浪に関する拠点観測3ケ年統計（昭和45～47年），港湾

技研資料，No.208，1975年3月，58 P.
17) 高橋智晴・金子大二郎・佐々木徹也・広瀬宗一・佐々木弘・副島　毅：波浪に関する拠点観測五ケ年統計（昭和45～49年），港湾技研資料，No.234，1976年3月，304 P.
18) 高橋智晴・広瀬宗一・菅原一晃・橋本典明：波浪に関する拠点観測10か年統計（昭和45～昭和54年），港湾技研資料，No.401，1981年12月，711 P.
19) 高橋智晴・菅原一晃・広瀬宗一：沿岸波浪観測施設台帳，港湾技研資料，No.418，1982年3月，286 P.
20) 高橋智晴・鈴木禧實・中井徹也：波高計による観測データの処理方法，港湾技研資料，No.39，1967年12月，pp.3～233.
21) 広瀬宗一・佐々木弘・高橋智晴：波浪観測データの集中処理システムについて，港湾技研資料，No.400，1981年12月，59 P.
22) 広瀬宗一・高橋智晴：観測結果に基づく沿岸波浪の出現特性，昭和57年度港湾技術研究所講演会講演集，1982年12月，pp.1－55.
23) 合田良實：港湾構造物の耐波設計 ― 波浪工学への序説 ― 鹿島出版会，1977年，237 P.
24) 気象庁編集・発行：気象要覧
25) 気象庁監修・(財)日本気象協会発行：気象
26) Longuet-Higgins, M.S. : On the statistical distribution of sea waves, *Jour. Marine Res.*, Vol.XI, No.3, 1952年.
27) Longuet-Higgins, M.S. : On the joint distribution of the periods and amplitudes of sea waves, *Jour. Geophysical Res.*, Vol.80, No.18, 1975年.
28) 合田良實：波浪観測記録における波高と周期の結合分布について，港湾技研資料，No.272，1977年9月.
29) 合田良實：波浪統計に関する二，三の考察，港湾技研資料，No.39，1967年12月，pp.235－255.
30) 光易　恒：風波のスペクトルの発達(2)，第17回海岸工学講演会論文集，1970年12月，pp.1－7.

付図及び付表

付表－1.1(1)a　酒田港（ＰＷ，ＵＳＷ）　期間別最大有義波(1)

月別最大有義波

年	項目＼月	1	2	3	4	5	6	7	8	9	10	11	12
'70	$(H_{1/3})_{max}$	7.92	8.63	8.07	3.09	5.98	3.34	1.70	5.44	4.09	4.70	6.56	5.73
	$(T_{1/3})_{max}$	12.61	12.65	11.69	8.11	10.64	5.71	6.15	9.83	7.59	9.56	11.84	9.64
'71	$(H_{1/3})_{max}$	4.95	—	—	0.21	1.77	3.52	2.50	2.21	1.76	4.42	5.00	4.83
	$(T_{1/3})_{max}$	6.95	—	—	7.63	7.35	7.27	8.22	7.51	7.63	10.52	9.93	8.55
'72	$(H_{1/3})_{max}$	5.28	7.10	3.23	7.06	4.13	1.92	3.08	2.14	5.37	3.88	6.48	5.14
	$(T_{1/3})_{max}$	9.50	11.28	7.67	12.09	9.43	5.86	8.51	6.60	9.62	11.80	10.33	10.22
'73	$(H_{1/3})_{max}$	4.24	5.70	—	2.65	1.60	1.16	1.47	4.83	4.15	5.92	6.60	6.66
	$(T_{1/3})_{max}$	12.21	11.60	—	8.80	8.40	7.70	7.08	10.46	9.64	10.19	11.80	11.21
'74	$(H_{1/3})_{max}$	6.21	5.26	6.28	4.18	2.60	1.86	2.36	1.78	3.37	6.41	7.82	6.28
	$(T_{1/3})_{max}$	11.09	9.23	13.56	8.11	7.30	5.66	6.95	5.63	8.20	10.95	11.80	11.30
'75	$(H_{1/3})_{max}$	5.10	5.99	4.13	4.40	2.39	1.95	2.80	3.44	2.63	2.37	3.86	4.93
	$(T_{1/3})_{max}$	9.46	11.75	8.39	9.54	6.65	5.21	7.53	7.88	7.70	7.06	9.23	9.05
'76	$(H_{1/3})_{max}$	5.70	3.62	4.66	4.17	4.91	1.75	1.67	2.09	4.23	5.20	6.16	7.20
	$(T_{1/3})_{max}$	9.55	7.36	9.35	8.79	9.41	8.35	5.33	6.39	10.30	9.10	10.50	11.44
'77	$(H_{1/3})_{max}$	4.57	5.12	5.14	5.60	2.54	1.71	2.04	1.92	2.91	3.01	5.14	4.18
	$(T_{1/3})_{max}$	8.78	8.74	9.23	9.75	7.12	5.58	5.71	6.09	7.48	9.20	8.07	8.71

季別・年最大有義波

年	項目＼季・年	冬	春	夏	秋	年
'70	$(H_{1/3})_{max}$	8.63	8.07	5.44	6.56	8.63
	$(T_{1/3})_{max}$	12.65	11.69	9.83	11.84	12.65
'71	$(H_{1/3})_{max}$	5.73	1.77	3.52	5.00	5.00
	$(T_{1/3})_{max}$	9.64	7.35	7.27	9.93	9.93
'72	$(H_{1/3})_{max}$	7.10	7.06	3.08	6.48	7.10
	$(T_{1/3})_{max}$	11.28	12.09	8.51	10.33	11.28
'73	$(H_{1/3})_{max}$	5.70	2.65	4.83	6.60	6.66
	$(T_{1/3})_{max}$	11.60	8.80	10.46	11.80	11.21
'74	$(H_{1/3})_{max}$	6.66	6.28	2.36	7.82	7.82
	$(T_{1/3})_{max}$	11.21	13.56	6.95	11.80	11.80
'75	$(H_{1/3})_{max}$	6.28	4.40	3.44	3.86	5.99
	$(T_{1/3})_{max}$	11.30	9.54	7.88	9.23	11.75
'76	$(H_{1/3})_{max}$	5.70	4.91	2.09	6.16	7.20
	$(T_{1/3})_{max}$	9.55	9.41	6.39	10.50	11.44
'77	$(H_{1/3})_{max}$	7.20	5.60	2.04	5.14	5.60
	$(T_{1/3})_{max}$	11.44	9.75	5.71	8.07	9.75

付表－1.1(1)a　酒田港（ＰＷ，ＵＳＷ）　期間別最大有義波(2)

月別最大有義波

年	項目＼月	1	2	3	4	5	6	7	8	9	10	11	12
'78	$(H_{1/3})_{max}$	5.97	5.42	5.87	4.90	4.34	2.31	1.05	3.81	2.42	4.53	5.56	7.56
	$(T_{1/3})_{max}$	10.60	8.60	10.38	9.70	8.10	6.35	5.72	8.59	6.39	8.54	10.18	10.35
'79	$(H_{1/3})_{max}$	5.56	5.46	3.04	—	2.39	2.35	2.04	3.13	2.21	4.31	4.75	5.95
	$(T_{1/3})_{max}$	8.93	10.01	7.08	—	6.41	7.11	6.42	9.23	5.91	8.95	9.75	10.18
'80	$(H_{1/3})_{max}$	6.11	—	—	—	—	1.03	1.59	1.29	2.54	6.29	6.34	7.61
	$(T_{1/3})_{max}$	10.50	—	—	—	—	5.50	7.61	5.23	7.91	11.70	10.90	11.70
'81	$(H_{1/3})_{max}$	5.82	5.37	5.66	4.25	3.27	1.11	2.25	4.11	3.35	5.16	2.98	5.27
	$(T_{1/3})_{max}$	10.78	9.23	9.01	7.96	7.15	4.47	7.02	8.20	8.18	9.21	6.75	9.39
'82	$(H_{1/3})_{max}$	6.67	4.02	3.77	5.39	2.23	1.83	1.18	2.86	—	5.09	7.67	5.89
	$(T_{1/3})_{max}$	9.47	8.17	7.93	9.07	6.02	5.32	5.51	8.59	—	9.74	11.00	10.04
'83	$(H_{1/3})_{max}$	5.61	5.46	5.53	4.31	3.02	2.47	1.81	1.86	3.49	3.81	6.81	6.10
	$(T_{1/3})_{max}$	9.98	9.68	10.08	9.22	6.56	6.46	6.24	6.10	7.76	8.15	10.30	10.34
'84	$(H_{1/3})_{max}$	5.79	4.68	5.97	4.96	2.28	1.99	0.57	5.50	2.83	4.86	4.55	5.11
	$(T_{1/3})_{max}$	9.70	8.46	10.00	8.74	6.02	5.75	4.20	9.30	6.82	10.05	11.03	9.24
累月	$(H_{1/3})_{max}$	7.92	8.63	8.07	7.06	5.98	3.52	3.08	5.50	5.37	6.41	7.82	8.35
	$(T_{1/3})_{max}$	12.61	12.65	11.69	12.09	10.64	7.27	8.51	9.30	9.62	10.95	11.80	10.60

季別・年最大有義波

年	項目＼季・年	冬	春	夏	秋	年
'78	$(H_{1/3})_{max}$	5.97	5.87	3.81	5.56	7.56
	$(T_{1/3})_{max}$	10.60	10.38	8.59	10.18	10.35
'79	$(H_{1/3})_{max}$	7.56	3.04	3.13	4.75	5.95
	$(T_{1/3})_{max}$	10.35	7.08	9.23	9.75	10.18
'80	$(H_{1/3})_{max}$	6.11	—	1.59	6.34	7.61
	$(T_{1/3})_{max}$	10.50	—	7.61	10.90	11.70
'81	$(H_{1/3})_{max}$	7.61	5.66	4.11	5.16	5.82
	$(T_{1/3})_{max}$	11.70	9.01	8.20	9.21	10.78
'82	$(H_{1/3})_{max}$	6.67	5.39	2.86	7.67	7.67
	$(T_{1/3})_{max}$	9.47	9.07	8.59	11.00	11.00
'83	$(H_{1/3})_{max}$	5.89	5.53	2.47	6.81	6.81
	$(T_{1/3})_{max}$	10.04	10.08	6.46	10.30	10.30
'84	$(H_{1/3})_{max}$	6.10	5.97	5.50	4.86	5.97
	$(T_{1/3})_{max}$	10.34	10.00	9.30	10.05	10.00
累季・年	$(H_{1/3})_{max}$	8.63	8.07	5.50	7.82	8.63
	$(T_{1/3})_{max}$	12.65	11.69	9.30	11.80	12.65

付表－1.1(1)b　酒田港（ＰＷ，ＵＳＷ）　期間別平均有義波(1)

月別平均有義波

年	項目＼月	1	2	3	4	5	6	7	8	9	10	11	12
'70	$(H_{1/3})_{mean}$	1.81 (1.537)	2.44 (1.911)	2.45 (1.785)	0.47 (0.608)	0.42 (1.043)	0.36 (0.571)	0.24 (0.302)	0.39 (0.664)	1.06 (1.114)	0.98 (1.075)	1.51 (1.559)	2.42 (1.332)
	$(T_{1/3})_{mean}$	6.91 (3.330)	8.23 (1.674)	7.39 (2.571)	4.07 (3.723)	2.09 (3.616)	3.25 (3.622)	4.47 (4.063)	3.64 (4.015)	5.71 (4.131)	5.46 (3.664)	7.29 (2.474)	8.38 (1.144)
'71	$(H_{1/3})_{mean}$	2.13 (1.416)	—	—	0.10 (0.098)	0.51 (0.475)	0.30 (0.550)	0.40 (0.447)	0.29 (0.487)	0.29 (0.452)	1.28 (1.176)	1.42 (1.098)	2.43 (0.807)
	$(T_{1/3})_{mean}$	7.82 (2.789)	—	—	4.07 (4.089)	4.91 (3.363)	2.85 (3.566)	4.60 (3.700)	2.50 (3.612)	3.16 (3.784)	5.92 (3.729)	6.92 (2.719)	8.03 (1.170)
'72	$(H_{1/3})_{mean}$	1.81 (0.924)	1.76 (1.616)	0.78 (0.673)	0.64 (1.092)	0.52 (0.745)	0.27 (0.358)	0.30 (0.595)	0.52 (0.511)	0.75 (0.924)	1.18 (0.880)	1.87 (1.230)	1.87 (1.373)
	$(T_{1/3})_{mean}$	7.42 (0.951)	7.51 (2.568)	5.58 (3.238)	4.62 (3.714)	3.68 (3.588)	3.17 (3.444)	2.26 (3.441)	4.69 (3.383)	5.26 (3.728)	6.53 (2.923)	7.74 (2.323)	7.31 (2.728)
'73	$(H_{1/3})_{mean}$	1.29 (0.823)	2.02 (1.662)	—	0.65 (0.492)	0.37 (0.321)	0.13 (0.227)	0.16 (0.259)	0.78 (0.959)	0.68 (0.769)	1.29 (1.111)	2.27 (1.447)	2.56 (1.088)
	$(T_{1/3})_{mean}$	7.22 (2.172)	8.30 (1.986)	—	6.40 (1.484)	5.97 (2.972)	1.98 (2.999)	2.40 (3.213)	5.16 (3.230)	4.30 (3.052)	5.82 (1.628)	6.90 (1.723)	6.97 (1.265)
'74	$(H_{1/3})_{mean}$	2.64 (1.001)	1.78 (1.063)	1.39 (1.234)	1.20 (0.931)	0.60 (0.513)	0.48 (0.364)	0.36 (0.394)	0.47 (0.336)	0.70 (0.611)	1.32 (1.060)	1.90 (1.449)	1.97 (1.266)
	$(T_{1/3})_{mean}$	6.32 (1.323)	6.18 (1.088)	5.44 (1.812)	5.56 (2.080)	4.19 (1.925)	4.28 (1.906)	3.35 (2.113)	4.14 (1.577)	4.30 (2.234)	5.87 (1.860)	6.69 (2.591)	6.77 (1.332)
'75	$(H_{1/3})_{mean}$	2.22 (1.049)	1.74 (1.002)	1.29 (0.865)	0.69 (0.806)	0.53 (0.460)	0.34 (0.319)	0.46 (0.506)	0.40 (0.486)	0.58 (0.435)	0.88 (0.695)	1.03 (0.927)	1.72 (0.781)
	$(T_{1/3})_{mean}$	6.94 (1.143)	6.44 (1.214)	5.59 (1.367)	3.54 (2.879)	4.20 (1.738)	3.13 (2.109)	3.99 (1.938)	3.16 (2.314)	4.63 (1.463)	4.66 (2.284)	5.06 (2.553)	6.50 (1.004)
'76	$(H_{1/3})_{mean}$	2.54 (1.132)	1.37 (0.881)	1.27 (0.905)	0.74 (0.660)	0.63 (0.658)	0.45 (0.369)	0.30 (0.270)	0.55 (0.402)	0.67 (0.650)	1.19 (1.123)	1.54 (1.034)	1.98 (1.377)
	$(T_{1/3})_{mean}$	7.42 (1.257)	5.97 (1.386)	5.60 (1.441)	4.75 (1.810)	4.44 (2.189)	3.90 (2.271)	3.38 (2.113)	4.09 (1.750)	4.41 (2.206)	5.37 (2.398)	6.22 (1.349)	6.84 (1.616)
'77	$(H_{1/3})_{mean}$	2.05 (0.817)	2.11 (1.013)	1.23 (1.069)	1.10 (0.941)	0.67 (0.610)	0.33 (0.372)	0.33 (0.274)	0.45 (0.386)	0.69 (0.566)	0.75 (0.607)	1.29 (0.919)	1.63 (0.924)
	$(T_{1/3})_{mean}$	6.83 (0.973)	6.78 (1.069)	5.51 (1.811)	5.29 (2.124)	4.13 (2.192)	3.26 (2.306)	3.61 (1.914)	3.76 (1.939)	5.11 (1.726)	5.23 (1.651)	5.91 (1.704)	6.49 (1.123)

季別・年平均有義波

年	項目＼季・年	冬	春	夏	秋	年
'70	$(H_{1/3})_{mean}$	2.35 (1.784)	1.20 (1.603)	0.34 (0.547)	1.20 (1.306)	1.22 (1.500)
	$(T_{1/3})_{mean}$	7.89 (2.459)	4.79 (3.949)	3.78 (3.943)	6.21 (3.549)	5.60 (3.841)
'71	$(H_{1/3})_{mean}$	2.36 (1.356)	0.50 (0.474)	0.33 (0.500)	0.96 (1.072)	0.76 (0.991)
	$(T_{1/3})_{mean}$	8.25 (1.661)	4.90 (3.374)	3.30 (3.738)	5.24 (3.807)	4.65 (3.837)
'72	$(H_{1/3})_{mean}$	1.92 (1.316)	0.66 (0.848)	0.37 (0.515)	1.23 (1.105)	0.99 (1.135)
	$(T_{1/3})_{mean}$	7.59 (1.952)	4.70 (3.586)	3.39 (3.571)	6.43 (3.245)	5.42 (3.593)
'73	$(H_{1/3})_{mean}$	1.61 (1.227)	0.51 (0.442)	0.25 (0.515)	1.45 (1.331)	1.18 (1.239)
	$(T_{1/3})_{mean}$	7.40 (2.402)	6.19 (2.337)	2.68 (3.322)	5.74 (2.423)	5.69 (2.879)
'74	$(H_{1/3})_{mean}$	2.33 (1.119)	1.06 (0.998)	0.44 (0.369)	1.31 (1.200)	1.23 (1.165)
	$(T_{1/3})_{mean}$	6.46 (1.275)	5.06 (2.038)	3.92 (1.922)	5.62 (2.458)	5.25 (2.172)
'75	$(H_{1/3})_{mean}$	1.97 (1.135)	0.84 (0.802)	0.40 (0.449)	0.81 (0.722)	0.97 (0.932)
	$(T_{1/3})_{mean}$	6.71 (1.254)	4.46 (2.253)	3.43 (2.164)	4.77 (2.112)	4.78 (2.290)
'76	$(H_{1/3})_{mean}$	1.89 (1.063)	0.88 (0.802)	0.43 (0.366)	1.11 (1.017)	1.09 (1.070)
	$(T_{1/3})_{mean}$	6.65 (1.361)	4.93 (1.904)	3.79 (2.075)	5.27 (2.197)	5.17 (2.217)
'77	$(H_{1/3})_{mean}$	2.05 (1.089)	0.99 (0.919)	0.37 (0.352)	0.92 (0.770)	1.05 (0.962)
	$(T_{1/3})_{mean}$	6.82 (1.246)	4.96 (2.144)	3.54 (2.070)	5.43 (1.729)	5.14 (2.135)

付表－1.1(1)b　酒田港（ＰＷ，ＵＳＷ）　期間別平均有義波(2)

月別平均有義波

年	項目＼月	1	2	3	4	5	6	7	8	9	10	11	12
'78	$(H_{1/3})_{mean}$	2.07 (1.045)	2.16 (1.186)	1.41 (1.025)	1.00 (0.845)	0.60 (0.582)	0.45 (0.349)	0.27 (0.195)	0.67 (0.572)	0.61 (0.463)	1.09 (0.756)	1.31 (1.095)	1.74 (0.997)
	$(T_{1/3})_{mean}$	6.90 (1.079)	6.68 (1.170)	5.65 (1.366)	5.20 (1.830)	3.87 (2.072)	4.40 (1.906)	3.55 (1.854)	4.80 (2.081)	4.50 (1.971)	5.66 (1.443)	5.97 (1.676)	6.49 (1.207)
'79	$(H_{1/3})_{mean}$	2.04 (0.966)	1.72 (1.152)	2.49 (0.413)	—	0.69 (0.463)	0.51 (0.434)	0.49 (0.446)	0.56 (0.551)	0.59 (0417)	0.96 (0.753)	1.37 (1.074)	1.72 (1.072)
	$(T_{1/3})_{mean}$	6.96 (1.164)	6.72 (1.332)	6.97 (0.575)	—	4.90 (1.193)	3.93 (2.142)	3.80 (2.124)	3.83 (2.261)	4.39 (1552)	5.30 (1.903)	5.73 (2.124)	6.37 (1.584)
'80	$(H_{1/3})_{mean}$	2.19 (1.204)	—	—	—	—	0.55 (0.239)	0.43 (0.313)	0.37 (0.236)	0.64 (0.470)	1.15 (1.095)	1.38 (1.133)	2.20 (1.355)
	$(T_{1/3})_{mean}$	6.97 (1.203)	—	—	—	—	4.99 (0.795)	4.72 (1.004)	4.54 (0.784)	5.10 (1.061)	5.79 (1.529)	5.90 (1.418)	7.15 (1.436)
'81	$(H_{1/3})_{mean}$	2.36 (0.879)	2.03 (1.197)	1.46 (1.208)	1.00 (0.747)	0.84 (0.635)	0.37 (0.196)	0.45 (0.356)	0.66 (0.613)	0.69 (0.611)	1.39 (1.096)	1.78 (0.730)	2.11 (1.188)
	$(T_{1/3})_{mean}$	6.87 (0.932)	6.66 (1.304)	5.85 (1.448)	5.45 (0.983)	5.37 (1.021)	4.22 (0.764)	4.97 (1.319)	4.97 (1.259)	4.85 (1.401)	5.89 (1.446)	5.99 (0.727)	6.81 (1.178)
'82	$(H_{1/3})_{mean}$	2.04 (1.214)	1.66 (0.850)	1.40 (0.791)	0.96 (0.961)	0.69 (0.475)	0.55 (0.370)	0.30 (0.187)	0.67 (0.771)	—	1.24 (1.203)	1.51 (1.297)	1.87 (1.002)
	$(T_{1/3})_{mean}$	6.73 (1.130)	5.69 (1.108)	5.78 (1.168)	5.20 (1.453)	4.75 (1.014)	4.18 (0.887)	3.83 (1.107)	4.38 (1.907)	—	5.56 (1.829)	5.95 (1.577)	6.45 (0.990)
'83	$(H_{1/3})_{mean}$	2.12 (1.158)	2.00 (1.069)	1.21 (0.946)	0.92 (0.745)	0.83 (0.582)	0.52 (0.395)	0.56 (0.347)	0.49 (0.375)	0.59 (0.480)	1.46 (0.861)	1.58 (1.347)	2.28 (1.250)
	$(T_{1/3})_{mean}$	6.41 (1.260)	6.51 (1.265)	5.26 (1.266)	5.27 (1.672)	5.10 (1.131)	4.26 (0.921)	4.71 (1.122)	4.34 (1.182)	4.65 (1.252)	6.01 (1.176)	6.06 (1.699)	6.93 (1.232)
'84	$(H_{1/3})_{mean}$	2.14 (1.129)	2.03 (0.984)	1.74 (1.094)	0.56 (0.690)	0.45 (0.401)	0.42 (0.279)	0.28 (0.121)	0.58 (0.779)	0.67 (0.555)	1.29 (0.972)	1.41 (0.863)	1.98 (1.161)
	$(T_{1/3})_{mean}$	6.79 (1.137)	6.11 (1.200)	5.84 (1.356)	3.94 (1.195)	3.78 (0.928)	3.94 (0.922)	3.98 (0.717)	4.47 (1.312)	4.66 (1.402)	5.55 (1.767)	5.99 (1.271)	6.57 (1.368)
累月	$(H_{1/3})_{mean}$	2.12 (1.125)	1.90 (1.228)	1.43 (1.160)	0.84 (0.839)	0.61 (0.601)	0.40 (0.395)	0.37 (0.376)	0.50 (0.537)	0.66 (0.644)	1.16 (0.982)	1.55 (1.240)	2.05 (1.223)
	$(T_{1/3})_{mean}$	6.90 (1.516)	6.64 (1.587)	5.78 (1.887)	4.92 (2.347)	4.39 (2.346)	3.70 (2.349)	3.90 (2.388)	4.07 (2.421)	4.65 (2.416)	5.64 (2.186)	6.35 (2.112)	6.94 (1.517)

季別・年平均有義波

年	項目＼季・年	冬	春	夏	秋	年
'78	$(H_{1/3})_{mean}$	1.95 (1.081)	1.00 (0.900)	0.46 (0.437)	1.00 (0.866)	1.10 (1.012)
	$(T_{1/3})_{mean}$	6.69 (1.137)	4.90 (1.935)	4.26 (2.020)	5.39 (1.818)	5.29 (1.982)
'79	$(H_{1/3})_{mean}$	1.84 (1.049)	0.88 (0.718)	0.52 (0.481)	0.96 (0.842)	1.08 (0.980)
	$(T_{1/3})_{mean}$	6.73 (1.249)	5.12 (1.309)	3.85 (2.177)	5.12 (1.946)	5.20 (2.149)
'80	$(H_{1/3})_{mean}$	1.96 (1.164)	—	0.41 (0.279)	1.06 (0.998)	1.18 (1.172)
	$(T_{1/3})_{mean}$	6.67 (1.438)	—	4.65 (0.903)	5.60 (1.396)	5.72 (1.552)
'81	$(H_{1/3})_{mean}$	2.20 (1.167)	1.10 (0.937)	0.45 (0.378)	1.02 (0.907)	1.24 (1.099)
	$(T_{1/3})_{mean}$	6.90 (1.256)	5.56 (1.189)	4.66 (1.174)	5.29 (1.470)	5.66 (1.461)
'82	$(H_{1/3})_{mean}$	1.95 (1.121)	1.02 (0.821)	0.46 (0.419)	1.42 (1.272)	1.20 (1.054)
	$(T_{1/3})_{mean}$	6.43 (1.245)	5.24 (1.295)	4.05 (1.188)	5.82 (1.677)	5.37 (1.550)
'83	$(H_{1/3})_{mean}$	2.00 (1.083)	0.98 (0.790)	0.53 (0.374)	1.21 (1.056)	1.21 (1.072)
	$(T_{1/3})_{mean}$	6.46 (1.177)	5.21 (1.374)	4.44 (1.100)	5.58 (1.536)	5.45 (1.543)
'84	$(H_{1/3})_{mean}$	2.15 (1.133)	0.92 (0.979)	0.46 (0.545)	1.13 (0.879)	1.17 (1.077)
	$(T_{1/3})_{mean}$	6.62 (1.241)	4.53 (1.503)	4.17 (1.096)	5.40 (1.595)	5.19 (1.655)
累季・年	$(H_{1/3})_{mean}$	2.03 (1.196)	0.94 (0.949)	0.42 (0.443)	1.13 (1.055)	1.13 (1.117)
	$(T_{1/3})_{mean}$	6.85 (1.547)	5.00 (2.286)	3.89 (2.391)	5.56 (2.347)	5.32 (2.420)

付表－1.1(2)a　酒田港（ＵＳＷ）　期間別最大有義波(1)

月別最大有義波

年	項目＼月	1	2	3	4	5	6	7	8	9	10	11	12
'70	$(H_{1/3})_{max}$												
	$(T_{1/3})_{max}$												
'71	$(H_{1/3})_{max}$												
	$(T_{1/3})_{max}$												
'72	$(H_{1/3})_{max}$												
	$(T_{1/3})_{max}$												
'73	$(H_{1/3})_{max}$									4.15	5.92	6.60	6.66
	$(T_{1/3})_{max}$									9.64	10.19	11.80	11.21
'74	$(H_{1/3})_{max}$	6.21	5.26	6.28	4.18	2.60	1.86	2.36	1.78	3.37	6.41	7.82	6.28
	$(T_{1/3})_{max}$	11.09	9.23	13.56	8.11	7.30	5.66	6.95	5.63	8.20	10.95	11.80	11.30
'75	$(H_{1/3})_{max}$	5.10	5.99	4.13	4.40	2.39	1.95	2.80	3.44	2.63	2.37	3.86	4.93
	$(T_{1/3})_{max}$	9.46	11.75	8.39	9.54	6.65	5.21	7.53	7.88	7.70	7.06	9.23	9.05
'76	$(H_{1/3})_{max}$	5.70	3.62	4.66	4.17	4.91	1.75	1.67	2.09	4.23	5.20	6.16	7.20
	$(T_{1/3})_{max}$	9.55	7.36	9.35	8.79	9.41	8.35	5.33	6.39	10.30	9.10	10.50	11.44
'77	$(H_{1/3})_{max}$	4.57	5.12	5.14	5.60	2.54	1.71	2.04	1.92	2.91	3.01	5.14	4.18
	$(T_{1/3})_{max}$	8.78	8.74	9.23	9.75	7.12	5.58	5.71	6.09	7.48	9.20	8.07	8.71

季別・年最大有義波

年	項目＼季・年	冬	春	夏	秋	年
'70	$(H_{1/3})_{max}$					
	$(T_{1/3})_{max}$					
'71	$(H_{1/3})_{max}$					
	$(T_{1/3})_{max}$					
'72	$(H_{1/3})_{max}$					
	$(T_{1/3})_{max}$					
'73	$(H_{1/3})_{max}$				6.60	6.66
	$(T_{1/3})_{max}$				11.80	11.21
'74	$(H_{1/3})_{max}$	6.66	6.28	2.36	7.82	7.82
	$(T_{1/3})_{max}$	11.21	13.56	6.95	11.80	11.80
'75	$(H_{1/3})_{max}$	6.28	4.40	3.44	3.86	5.99
	$(T_{1/3})_{max}$	11.30	9.54	7.88	9.23	11.75
'76	$(H_{1/3})_{max}$	5.70	4.91	2.09	6.16	7.20
	$(T_{1/3})_{max}$	9.55	9.41	6.39	10.50	11.44
'77	$(H_{1/3})_{max}$	7.20	5.60	2.04	5.14	5.60
	$(T_{1/3})_{max}$	11.44	9.75	5.71	8.07	9.75

付表－1.1(2)a　酒田港（ＵＳＷ）　期間別最大有義波(2)

月別最大有義波

年	項目＼月	1	2	3	4	5	6	7	8	9	10	11	12
'78	$(H_{1/3})_{max}$	5.97	5.42	5.87	4.90	4.34	2.31	1.05	3.81	2.42	4.53	5.56	7.56
	$(T_{1/3})_{max}$	10.60	8.60	10.38	9.70	8.10	6.35	5.72	8.59	6.39	8.54	10.18	10.35
'79	$(H_{1/3})_{max}$	5.56	5.46	3.04	—	2.39	2.35	2.04	3.13	2.21	4.31	4.75	5.95
	$(T_{1/3})_{max}$	8.93	10.01	7.08	—	6.41	7.11	6.42	9.23	5.91	8.95	9.75	10.18
'80	$(H_{1/3})_{max}$	6.11	—	—	—	—	1.03	1.59	1.29	2.54	6.29	6.34	7.61
	$(T_{1/3})_{max}$	10.50	—	—	—	—	5.50	7.61	5.23	7.91	11.70	10.90	11.70
'81	$(H_{1/3})_{max}$	5.82	5.37	5.66	4.25	3.27	1.11	2.25	4.11	3.35	5.16	2.98	5.27
	$(T_{1/3})_{max}$	10.78	9.23	9.01	7.96	7.15	4.47	7.02	8.20	8.18	9.21	6.75	9.39
'82	$(H_{1/3})_{max}$	6.67	4.02	3.77	5.39	2.23	1.83	1.18	2.86	—	5.09	7.67	5.89
	$(T_{1/3})_{max}$	9.47	8.17	7.93	9.07	6.02	5.32	5.51	8.59	—	9.74	11.00	10.04
'83	$(H_{1/3})_{max}$	5.61	5.46	5.53	4.31	3.02	2.47	1.81	1.86	3.49	3.81	6.81	6.10
	$(T_{1/3})_{max}$	9.98	9.68	10.08	9.22	6.56	6.46	6.24	6.10	7.76	8.15	10.30	10.34
'84	$(H_{1/3})_{max}$	5.79	4.68	5.97	4.96	2.28	1.99	0.57	5.50	2.83	4.86	4.55	5.11
	$(T_{1/3})_{max}$	9.70	8.46	10.00	8.74	6.02	5.75	4.20	9.30	6.82	10.05	11.03	9.24
累月	$(H_{1/3})_{max}$	6.67	5.99	6.28	5.60	4.91	2.47	2.80	5.50	4.23	6.41	7.82	7.61
	$(T_{1/3})_{max}$	9.47	11.75	13.56	9.75	9.41	6.46	7.53	9.30	10.30	10.95	11.80	11.70

季別・年最大有義波

年	項目＼季・年	冬	春	夏	秋	年
'78	$(H_{1/3})_{max}$	5.97	5.87	3.81	5.56	7.56
	$(T_{1/3})_{max}$	10.60	10.38	8.59	10.18	10.35
'79	$(H_{1/3})_{max}$	7.56	3.04	3.13	4.75	5.95
	$(T_{1/3})_{max}$	10.35	7.08	9.23	9.75	10.18
'80	$(H_{1/3})_{max}$	6.11	—	1.59	6.34	7.61
	$(T_{1/3})_{max}$	10.50	—	7.61	10.90	11.70
'81	$(H_{1/3})_{max}$	7.61	5.66	4.11	5.16	5.82
	$(T_{1/3})_{max}$	11.70	9.01	8.20	9.21	10.78
'82	$(H_{1/3})_{max}$	6.67	5.39	2.86	7.67	7.67
	$(T_{1/3})_{max}$	9.47	9.07	8.59	11.00	11.00
'83	$(H_{1/3})_{max}$	5.89	5.53	2.47	6.81	6.81
	$(T_{1/3})_{max}$	10.04	10.08	6.46	10.30	10.30
'84	$(H_{1/3})_{max}$	6.10	5.97	5.50	4.86	5.97
	$(T_{1/3})_{max}$	10.34	10.00	9.30	10.05	10.00
累季・年	$(H_{1/3})_{max}$	7.61	6.28	5.50	7.82	7.82
	$(T_{1/3})_{max}$	11.70	13.56	9.30	11.80	11.80

付表－1.1(2)b　酒田港（ＵＳＷ）　期間別平均有義波(1)

月別平均有義波

年	項目 \ 月	1	2	3	4	5	6	7	8	9	10	11	12
'70	$(H_{1/3})_{mean}$												
	$(T_{1/3})_{mean}$												
'71	$(H_{1/3})_{mean}$												
	$(T_{1/3})_{mean}$												
'72	$(H_{1/3})_{mean}$												
	$(T_{1/3})_{mean}$												
'73	$(H_{1/3})_{mean}$									0.90 (0.975)	1.29 (1.111)	2.27 (1.447)	2.56 (1.088)
	$(T_{1/3})_{mean}$									4.42 (2.597)	5.82 (1.628)	6.90 (1.723)	6.97 (1.265)
'74	$(H_{1/3})_{mean}$	2.64 (1.001)	1.78 (1.063)	1.39 (1.234)	1.20 (0.931)	0.60 (0.513)	0.48 (0.364)	0.36 (0.394)	0.47 (0.336)	0.70 (0.611)	1.32 (1.060)	1.90 (1.449)	1.97 (1.266)
	$(T_{1/3})_{mean}$	6.32 (1.323)	6.18 (1.088)	5.44 (1.812)	5.56 (2.080)	4.19 (1.925)	4.28 (1.906)	3.35 (2.113)	4.14 (1.577)	4.30 (2.234)	5.87 (1.860)	6.69 (2.591)	6.77 (1.332)
'75	$(H_{1/3})_{mean}$	2.22 (1.049)	1.74 (1.002)	1.29 (0.865)	0.69 (0.806)	0.53 (0.460)	0.34 (0.319)	0.46 (0.506)	0.40 (0.486)	0.58 (0.435)	0.88 (0.695)	1.03 (0.927)	1.72 (0.781)
	$(T_{1/3})_{mean}$	6.94 (1.143)	6.44 (1.214)	5.59 (1.367)	3.54 (2.879)	4.20 (1.738)	3.13 (2.109)	3.99 (1.938)	3.16 (2.314)	4.63 (1.463)	4.66 (2.284)	5.06 (2.553)	6.50 (1.004)
'76	$(H_{1/3})_{mean}$	2.54 (1.132)	1.37 (0.881)	1.27 (0.905)	0.74 (0.660)	0.63 (0.658)	0.45 (0.369)	0.30 (0.270)	0.55 (0.402)	0.67 (0.650)	1.19 (1.123)	1.54 (1.034)	1.98 (1.377)
	$(T_{1/3})_{mean}$	7.42 (1.257)	5.97 (1.386)	5.60 (1.441)	4.75 (1.810)	4.44 (2.189)	3.90 (2.271)	3.38 (2.113)	4.09 (1.750)	4.41 (2.206)	5.37 (2.398)	6.22 (1.349)	6.84 (1.616)
'77	$(H_{1/3})_{mean}$	2.05 (0.817)	2.11 (1.013)	1.23 (1.069)	1.10 (0.941)	0.67 (0.610)	0.33 (0.372)	0.33 (0.274)	0.45 (0.386)	0.69 (0.566)	0.75 (0.607)	1.29 (0.919)	1.63 (0.924)
	$(T_{1/3})_{mean}$	6.83 (0.973)	6.78 (1.069)	5.51 (1.811)	5.29 (2.124)	4.13 (2.192)	3.26 (2.306)	3.61 (1.914)	3.76 (1.939)	5.11 (1.726)	5.23 (1.651)	5.91 (1.704)	6.49 (1.123)

季別・年平均有義波

年	項目 \ 季・年	冬	春	夏	秋	年
'70	$(H_{1/3})_{mean}$					
	$(T_{1/3})_{mean}$					
'71	$(H_{1/3})_{mean}$					
	$(T_{1/3})_{mean}$					
'72	$(H_{1/3})_{mean}$					
	$(T_{1/3})_{mean}$					
'73	$(H_{1/3})_{mean}$				1.65 (1.365)	1.89 (1.358)
	$(T_{1/3})_{mean}$				6.07 (2.036)	6.31 (1.906)
'74	$(H_{1/3})_{mean}$	2.33 (1.119)	1.06 (0.998)	0.44 (0.369)	1.31 (1.200)	1.23 (1.165)
	$(T_{1/3})_{mean}$	6.46 (1.275)	5.06 (2.038)	3.92 (1.922)	5.62 (2.458)	5.25 (2.172)
'75	$(H_{1/3})_{mean}$	1.97 (1.135)	0.84 (0.802)	0.40 (0.449)	0.81 (0.722)	0.97 (0.932)
	$(T_{1/3})_{mean}$	6.71 (1.254)	4.46 (2.253)	3.43 (2.164)	4.77 (2.112)	4.78 (2.290)
'76	$(H_{1/3})_{mean}$	1.89 (1.063)	0.88 (0.802)	0.43 (0.366)	1.11 (1.071)	1.09 (1.070)
	$(T_{1/3})_{mean}$	6.65 (1.361)	4.93 (1.904)	3.79 (2.075)	5.27 (2.197)	5.17 (2.217)
'77	$(H_{1/3})_{mean}$	2.05 (1.089)	0.99 (0.919)	0.37 (0.352)	0.92 (0.770)	1.05 (0.962)
	$(T_{1/3})_{mean}$	6.82 (1.246)	4.96 (2.144)	3.54 (2.070)	5.43 (1.729)	5.14 (2.135)

付表－1.1(2)b　　酒田港（ＵＳＷ）　期間別平均有義波(2)

月別平均有義波

年	項目 \ 月	1	2	3	4	5	6	7	8	9	10	11	12
'78	$(H_{1/3})_{mean}$	2.07 (1.045)	2.16 (1.186)	1.41 (1.025)	1.00 (0.845)	0.60 (0.582)	0.45 (0.349)	0.27 (0.195)	0.67 (0.572)	0.61 (0.463)	1.09 (0.756)	1.31 (1.095)	1.74 (0.997)
	$(T_{1/3})_{mean}$	6.90 (1.079)	6.68 (1.170)	5.65 (1.366)	5.20 (1.830)	3.87 (2.072)	4.40 (1.906)	3.55 (1.854)	4.80 (2.081)	4.50 (1.971)	5.66 (1.443)	5.97 (1.676)	6.49 (1.207)
'79	$(H_{1/3})_{mean}$	2.04 (0.966)	1.72 (1.152)	2.49 (0.413)	—	0.69 (0.463)	0.51 (0.434)	0.49 (0.446)	0.56 (0.551)	0.59 (0.417)	0.96 (0.753)	1.37 (1.074)	1.72 (1.072)
	$(T_{1/3})_{mean}$	6.96 (1.164)	6.72 (1.332)	6.97 (0.575)	—	4.90 (1.193)	3.93 (2.142)	3.80 (2.124)	3.83 (2.261)	4.39 (1.552)	5.30 (1.903)	5.73 (2.124)	6.37 (1.584)
'80	$(H_{1/3})_{mean}$	2.19 (1.204)	—	—	—	—	0.55 (0.239)	0.43 (0.313)	0.37 (0.236)	0.64 (0.470)	1.15 (1.095)	1.38 (1.133)	2.20 (1.355)
	$(T_{1/3})_{mean}$	6.97 (1.203)	—	—	—	—	4.99 (0.795)	4.72 (1.004)	4.54 (0.784)	5.10 (1.061)	5.79 (1.529)	5.90 (1.418)	7.15 (1.436)
'81	$(H_{1/3})_{mean}$	2.36 (0.879)	2.03 (1.197)	1.46 (1.208)	1.00 (0.747)	0.84 (0.635)	0.37 (0.196)	0.45 (0.356)	0.66 (0.613)	0.69 (0.611)	1.39 (1.096)	1.78 (0.730)	2.11 (1.188)
	$(T_{1/3})_{mean}$	6.87 (0.932)	6.66 (1.304)	5.85 (1.448)	5.45 (0.983)	5.37 (1.021)	4.22 (0.764)	4.97 (1.319)	4.97 (1.259)	4.85 (1.401)	5.89 (1.446)	5.99 (0.727)	6.81 (1.178)
'82	$(H_{1/3})_{mean}$	2.04 (1.214)	1.66 (0.850)	1.40 (0.791)	0.96 (0.961)	0.69 (0.475)	0.55 (0.370)	0.30 (0.187)	0.67 (0.771)	—	1.24 (1.203)	1.51 (1.297)	1.87 (1.002)
	$(T_{1/3})_{mean}$	6.73 (1.130)	5.69 (1.108)	5.78 (1.168)	5.20 (1.453)	4.75 (1.014)	4.18 (0.887)	3.83 (1.107)	4.38 (1.907)	—	5.56 (1.829)	5.95 (1.577)	6.45 (0.990)
'83	$(H_{1/3})_{mean}$	2.12 (1.158)	2.00 (1.069)	1.21 (0.946)	0.92 (0.745)	0.83 (0.582)	0.52 (0.395)	0.56 (0.347)	0.49 (0.375)	0.59 (0.480)	1.46 (0.861)	1.58 (1.347)	2.28 (1.250)
	$(T_{1/3})_{mean}$	6.41 (1.260)	6.51 (1.265)	5.26 (1.266)	5.27 (1.672)	5.10 (1.131)	4.26 (0.921)	4.71 (1.122)	4.34 (1.182)	4.65 (1.252)	6.01 (1.176)	6.06 (1.699)	6.93 (1.232)
'84	$(H_{1/3})_{mean}$	2.14 (1.129)	2.03 (0.984)	1.74 (1.094)	0.56 (0.690)	0.45 (0.401)	0.42 (0.279)	0.28 (0.121)	0.58 (0.779)	0.67 (0.555)	1.29 (0.972)	1.41 (0.863)	1.98 (1.161)
	$(T_{1/3})_{mean}$	6.79 (1.137)	6.11 (1.200)	5.84 (1.356)	3.94 (1.195)	3.78 (0.928)	3.94 (0.922)	3.98 (0.717)	4.47 (1.312)	4.66 (1.402)	5.55 (1.767)	5.99 (1.271)	6.57 (1.368)
累月	$(H_{1/3})_{mean}$	2.22 (1.080)	1.86 (1.071)	1.39 (1.037)	0.91 (0.843)	0.65 (0.559)	0.44 (0.358)	0.39 (0.348)	0.52 (0.509)	0.65 (0.556)	1.16 (0.970)	1.52 (1.204)	1.97 (1.162)
	$(T_{1/3})_{mean}$	6.83 (1.186)	6.37 (1.268)	5.63 (1.471)	4.91 (1.973)	4.46 (1.710)	3.97 (1.776)	3.99 (1.769)	4.17 (1.811)	4.65 (1.728)	5.56 (1.807)	6.05 (1.870)	6.69 (1.312)

季別・年平均有義波

年	項目 \ 季・年	冬	春	夏	秋	年
'78	$(H_{1/3})_{mean}$	1.95 (1.081)	1.00 (0.900)	0.46 (0.437)	1.00 (0.866)	1.10 (1.012)
	$(T_{1/3})_{mean}$	6.69 (1.137)	4.90 (1.935)	4.26 (2.020)	5.39 (1.818)	5.29 (1.982)
'79	$(H_{1/3})_{mean}$	1.84 (1.049)	0.88 (0.718)	0.52 (0.481)	0.96 (0.842)	1.08 (0.980)
	$(T_{1/3})_{mean}$	6.73 (1.249)	5.12 (1.309)	3.85 (2.177)	5.12 (1.946)	5.20 (2.149)
'80	$(H_{1/3})_{mean}$	1.96 (1.164)	—	0.41 (0.279)	1.06 (0.998)	1.18 (1.172)
	$(T_{1/3})_{mean}$	6.67 (1.438)	—	4.65 (0.903)	5.60 (1.396)	5.72 (1.552)
'81	$(H_{1/3})_{mean}$	2.20 (1.167)	1.10 (0.937)	0.45 (0.378)	1.02 (0.907)	1.24 (1.099)
	$(T_{1/3})_{mean}$	6.90 (1.256)	5.56 (1.189)	4.66 (1.174)	5.29 (1.470)	5.66 (1.461)
'82	$(H_{1/3})_{mean}$	1.95 (1.121)	1.02 (0.821)	0.46 (0.419)	1.42 (1.272)	1.20 (1.054)
	$(T_{1/3})_{mean}$	6.43 (1.245)	5.24 (1.295)	4.05 (1.188)	5.82 (1.677)	5.37 (1.550)
'83	$(H_{1/3})_{mean}$	2.00 (1.083)	0.98 (0.790)	0.53 (0.374)	1.21 (1.056)	1.21 (1.072)
	$(T_{1/3})_{mean}$	6.46 (1.177)	5.21 (1.374)	4.44 (1.100)	5.58 (1.536)	5.45 (1.543)
'84	$(H_{1/3})_{mean}$	2.15 (1.133)	0.92 (0.979)	0.46 (0.545)	1.13 (0.879)	1.17 (1.077)
	$(T_{1/3})_{mean}$	6.62 (1.241)	4.53 (1.503)	4.17 (1.096)	5.40 (1.595)	5.19 (1.655)
累季・年	$(H_{1/3})_{mean}$	2.03 (1.117)	0.98 (0.886)	0.45 (0.414)	1.12 (1.016)	1.15 (1.071)
	$(T_{1/3})_{mean}$	6.65 (1.267)	4.99 (1.794)	4.04 (1.787)	5.43 (1.893)	5.30 (1.946)

付表－1.2 a　　弾崎　期間別最大有義波

月別最大有義波

年	項目＼月	1	2	3	4	5	6	7	8	9	10	11	12
'78	$(H_{1/3})_{max}$										3.90	4.82	5.46
	$(T_{1/3})_{max}$										8.70	8.90	10.40
'79	$(H_{1/3})_{max}$	5.78	5.35	6.46	6.86	2.34	2.37	2.43	2.77	2.12	7.23	4.48	5.49
	$(T_{1/3})_{max}$	9.00	10.70	11.05	11.10	7.11	7.41	8.69	9.42	6.38	10.48	9.19	9.18
'80	$(H_{1/3})_{max}$	6.80	5.68	4.51	2.61	2.49	2.73	2.24	1.41	2.70	6.69	5.52	6.91
	$(T_{1/3})_{max}$	11.37	10.20	8.45	7.05	6.72	8.79	5.99	5.79	8.31	13.09	9.92	10.10
'81	$(H_{1/3})_{max}$	6.19	5.86	5.04	3.72	4.06	1.05	1.94	4.68	3.16	6.31	4.87	—
	$(T_{1/3})_{max}$	10.33	9.22	10.38	7.64	9.96	4.24	7.68	7.40	7.43	10.64	9.20	—
'82	$(H_{1/3})_{max}$	—	—	4.06	6.73	2.03	1.70	1.15	3.70	5.65	5.11	2.95	5.61
	$(T_{1/3})_{max}$	—	—	8.33	9.93	6.70	6.60	5.80	6.90	8.78	10.00	7.90	9.62
'83	$(H_{1/3})_{max}$	5.76	5.04	5.66	3.21	3.28	1.85	1.54	2.29	2.86	3.62	6.58	7.09
	$(T_{1/3})_{max}$	9.72	9.00	10.16	9.03	7.76	6.01	5.51	7.46	6.85	8.39	10.72	10.80
'84	$(H_{1/3})_{max}$	5.98	5.46	4.86	3.61	2.31	1.22	1.62	3.66	2.32	3.73	3.95	4.90
	$(T_{1/3})_{max}$	10.06	8.76	9.51	7.78	7.02	6.50	7.50	9.80	6.80	9.40	7.87	8.80
累月	$(H_{1/3})_{max}$	6.80	5.86	6.46	6.86	4.06	2.73	2.43	4.68	5.65	7.23	6.58	7.09
	$(T_{1/3})_{max}$	11.37	9.22	11.05	11.10	9.96	8.79	8.69	7.40	8.78	10.48	10.72	10.80

季別・年最大有義波

年	項目＼季・年	冬	春	夏	秋	年
'78	$(H_{1/3})_{max}$				4.82	5.46
	$(T_{1/3})_{max}$				8.90	10.40
'79	$(H_{1/3})_{max}$	5.78	6.86	2.77	7.23	7.23
	$(T_{1/3})_{max}$	9.00	11.10	9.42	10.48	10.48
'80	$(H_{1/3})_{max}$	6.80	4.51	2.73	6.69	6.91
	$(T_{1/3})_{max}$	11.37	8.45	8.79	13.09	10.10
'81	$(H_{1/3})_{max}$	6.91	5.04	4.68	6.31	6.31
	$(T_{1/3})_{max}$	10.10	10.38	7.40	10.64	10.64
'82	$(H_{1/3})_{max}$	—	6.73	3.70	5.65	6.73
	$(T_{1/3})_{max}$	—	9.93	6.90	8.78	9.93
'83	$(H_{1/3})_{max}$	5.76	5.66	2.29	6.58	7.09
	$(T_{1/3})_{max}$	9.72	10.16	7.46	10.72	10.80
'84	$(H_{1/3})_{max}$	7.09	4.86	3.66	3.95	5.98
	$(T_{1/3})_{max}$	10.80	9.51	9.80	7.87	10.06
累季・年	$(H_{1/3})_{max}$	7.09	6.86	4.68	7.23	7.23
	$(T_{1/3})_{max}$	10.80	11.10	7.40	10.48	10.48

付表－1.2 b　　弾崎　期間別平均有義波

月別平均有義波

年	項目＼月	1	2	3	4	5	6	7	8	9	10	11	12
'78	$(H_{1/3})_{mean}$										1.52 (0.926)	1.45 (0.974)	1.89 (0.951)
	$(T_{1/3})_{mean}$										6.38 (0.948)	5.83 (1.669)	6.51 (1.413)
'79	$(H_{1/3})_{mean}$	2.23 (0.965)	1.99 (1.055)	1.58 (1.170)	1.28 (0.965)	0.71 (0.401)	0.61 (0.380)	0.67 (0.387)	0.62 (0.418)	0.82 (0.368)	1.30 (0.948)	1.56 (0.943)	1.86 (1.088)
	$(T_{1/3})_{mean}$	7.24 (1.174)	7.07 (1.537)	6.06 (1.682)	5.49 (1.812)	4.42 (1.290)	4.24 (1.772)	4.24 (1.390)	3.83 (1.547)	4.50 (0.989)	5.44 (1.805)	5.77 (1.649)	6.31 (1.748)
'80	$(H_{1/3})_{mean}$	2.57 (1.251)	2.30 (1.141)	1.62 (1.005)	0.97 (0.505)	0.75 (0.480)	0.66 (0.406)	0.60 (0.271)	0.63 (0.257)	0.81 (0.416)	1.57 (1.391)	1.49 (1.098)	2.69 (1.381)
	$(T_{1/3})_{mean}$	7.26 (1.573)	6.95 (1.355)	5.74 (1.711)	4.48 (1.356)	4.19 (1.703)	3.54 (1.535)	3.30 (1.103)	3.50 (1.112)	4.16 (1.349)	5.52 (2.440)	5.50 (2.039)	7.49 (1.620)
'81	$(H_{1/3})_{mean}$	2.71 (1.003)	2.08 (1.095)	1.52 (1.089)	0.97 (0.566)	0.98 (0.603)	0.49 (0.134)	0.55 (0.279)	0.88 (0.683)	0.91 (0.601)	1.57 (1.210)	2.10 (0.930)	—
	$(T_{1/3})_{mean}$	7.38 (1.219)	6.67 (1.487)	5.57 (1.975)	4.57 (1.429)	4.75 (1.585)	2.86 (0.670)	3.32 (1.342)	4.18 (1.694)	4.55 (1.797)	5.80 (1.935)	6.87 (1.138)	—
'82	$(H_{1/3})_{mean}$	—	—	1.54 (0.958)	1.19 (1.076)	0.69 (0.364)	0.71 (0.315)	0.51 (0.184)	0.67 (0.496)	1.14 (0.923)	1.21 (1.180)	1.29 (0.623)	1.99 (1.000)
	$(T_{1/3})_{mean}$	—	—	5.80 (1.555)	4.90 (2.148)	3.87 (1.264)	3.88 (1.242)	3.32 (0.976)	4.07 (1.752)	4.85 (2.075)	4.87 (2.196)	5.42 (1.491)	6.75 (1.303)
'83	$(H_{1/3})_{mean}$	2.22 (1.128)	2.22 (0.987)	1.46 (1.081)	0.96 (0.588)	0.87 (0.517)	0.65 (0.268)	0.62 (0.191)	0.76 (0.463)	0.88 (0.524)	1.51 (0.804)	1.86 (1.424)	2.38 (1.164)
	$(T_{1/3})_{mean}$	6.89 (1.352)	6.93 (1.264)	5.80 (1.565)	5.11 (1.706)	4.44 (1.518)	3.70 (1.044)	3.70 (0.936)	3.98 (1.495)	4.55 (1.411)	5.96 (1.500)	6.21 (2.075)	7.18 (1.352)
'84	$(H_{1/3})_{mean}$	2.46 (1.103)	2.24 (1.140)	1.71 (0.959)	0.73 (0.598)	0.54 (0.375)	0.43 (0.206)	0.46 (0.260)	0.67 (0.606)	0.78 (0.442)	1.38 (0.751)	1.48 (0.748)	2.11 (1.073)
	$(T_{1/3})_{mean}$	7.13 (1.220)	6.70 (1.324)	5.93 (1.519)	3.70 (1.594)	3.91 (1.216)	4.52 (0.871)	4.71 (0.853)	5.26 (1.396)	4.45 (1.401)	5.90 (1.333)	5.85 (1.166)	6.89 (1.227)
累月	$(H_{1/3})_{mean}$	2.45 (1.109)	2.17 (1.092)	1.58 (1.058)	1.02 (0.771)	0.75 (0.483)	0.59 (0.316)	0.57 (0.279)	0.70 (0.515)	0.89 (0.589)	1.45 (1.066)	1.56 (1.035)	2.16 (1.158)
	$(T_{1/3})_{mean}$	7.20 (1.323)	6.86 (1.405)	5.82 (1.698)	4.70 (1.784)	4.26 (1.472)	3.79 (1.354)	3.77 (1.241)	4.15 (1.613)	4.51 (1.560)	5.67 (1.885)	5.84 (1.734)	6.86 (1.507)

季別・年平均有義波

年	項目＼季・年	冬	春	夏	秋	年
'78	$(H_{1/3})_{mean}$				1.46 (0.964)	1.65 (0.981)
	$(T_{1/3})_{mean}$				5.96 (1.554)	6.20 (1.519)
'79	$(H_{1/3})_{mean}$	2.04 (1.001)	1.19 (0.974)	0.63 (0.397)	1.23 (0.858)	1.26 (0.990)
	$(T_{1/3})_{mean}$	6.95 (1.412)	5.32 (1.746)	4.10 (1.586)	5.24 (1.617)	5.37 (1.901)
'80	$(H_{1/3})_{mean}$	2.25 (1.200)	1.11 (0.798)	0.63 (0.320)	1.30 (1.108)	1.39 (1.176)
	$(T_{1/3})_{mean}$	6.84 (1.619)	4.81 (1.737)	3.45 (1.271)	5.07 (2.098)	5.14 (2.165)
'81	$(H_{1/3})_{mean}$	2.50 (1.207)	1.16 (0.838)	0.64 (0.462)	1.37 (1.048)	1.29 (1.055)
	$(T_{1/3})_{mean}$	7.19 (1.493)	4.97 (1.740)	3.45 (1.411)	5.42 (1.965)	5.02 (2.062)
'82	$(H_{1/3})_{mean}$	—	1.04 (0.887)	0.63 (0.366)	1.21 (0.917)	1.05 (0.876)
	$(T_{1/3})_{mean}$	—	4.63 (1.863)	3.76 (1.401)	5.04 (1.955)	4.68 (1.912)
'83	$(H_{1/3})_{mean}$	2.13 (1.040)	1.08 (0.802)	0.68 (0.335)	1.46 (1.089)	1.35 (1.057)
	$(T_{1/3})_{mean}$	6.85 (1.307)	5.08 (1.690)	3.80 (1.192)	5.66 (1.841)	5.34 (1.921)
'84	$(H_{1/3})_{mean}$	2.36 (1.139)	1.00 (0.860)	0.52 (0.415)	1.21 (0.731)	1.25 (1.042)
	$(T_{1/3})_{mean}$	7.01 (1.316)	4.52 (1.767)	4.83 (1.117)	5.40 (1.471)	5.41 (1.698)
累季・年	$(H_{1/3})_{mean}$	2.26 (1.134)	1.10 (0.865)	0.62 (0.388)	1.31 (0.972)	1.29 (1.048)
	$(T_{1/3})_{mean}$	6.97 (1.442)	4.89 (1.776)	3.90 (1.421)	5.35 (1.830)	5.22 (1.958)

付表－1.3 a　　阿賀沖　期間別最大有義波

月別最大有義波

年	項目＼月	1	2	3	4	5	6	7	8	9	10	11	12
'78	$(H_{1/3})_{max}$												
	$(T_{1/3})_{max}$												
'79	$(H_{1/3})_{max}$												
	$(T_{1/3})_{max}$												
'80	$(H_{1/3})_{max}$												
	$(T_{1/3})_{max}$												
'81	$(H_{1/3})_{max}$	4.18	0.68	5.31	1.30	1.34	0.67	0.79	3.04	2.19	2.44	4.69	4.22
	$(T_{1/3})_{max}$	8.00	2.91	9.30	5.51	8.43	3.45	3.95	8.34	6.05	8.38	6.40	7.63
'82	$(H_{1/3})_{max}$	6.46	3.98	3.39	5.20	2.09	1.50	0.83	1.99	5.28	5.37	5.85	4.29
	$(T_{1/3})_{max}$	9.53	8.52	7.60	9.01	6.32	6.13	3.66	6.46	9.34	9.41	9.03	7.11
'83	$(H_{1/3})_{max}$	4.78	4.88	5.38	3.55	2.76	2.04	1.35	2.60	2.49	3.60	5.55	6.16
	$(T_{1/3})_{max}$	8.28	9.26	9.71	7.25	6.65	5.85	4.05	8.00	7.20	7.40	9.46	9.40
'84	$(H_{1/3})_{max}$	6.26	5.39	4.04	2.68	1.17	1.35	1.35	3.97	2.22	3.55	3.81	5.21
	$(T_{1/3})_{max}$	9.89	9.55	8.11	6.52	4.30	3.99	4.32	7.20	6.66	7.15	8.14	8.51
累月	$(H_{1/3})_{max}$	6.46	5.39	5.38	5.20	2.76	2.04	1.35	3.97	5.28	5.37	5.85	6.16
	$(T_{1/3})_{max}$	9.53	9.55	9.71	9.01	6.65	5.85	4.05	7.20	9.34	9.41	9.03	9.40

季別・年最大有義波

年	項目＼季・年	冬	春	夏	秋	年
'78	$(H_{1/3})_{max}$					
	$(T_{1/3})_{max}$					
'79	$(H_{1/3})_{max}$					
	$(T_{1/3})_{max}$					
'80	$(H_{1/3})_{max}$					
	$(T_{1/3})_{max}$					
'81	$(H_{1/3})_{max}$	4.18	5.31	3.04	4.69	5.31
	$(T_{1/3})_{max}$	8.00	9.30	8.34	6.40	9.30
'82	$(H_{1/3})_{max}$	6.46	5.20	1.99	5.85	6.46
	$(T_{1/3})_{max}$	9.53	9.01	6.46	9.03	9.53
'83	$(H_{1/3})_{max}$	4.88	5.38	2.60	5.55	6.16
	$(T_{1/3})_{max}$	9.26	9.71	8.00	9.46	9.40
'84	$(H_{1/3})_{max}$	6.26	4.04	3.97	3.81	6.26
	$(T_{1/3})_{max}$	9.89	8.11	7.20	8.14	9.89
累季・年	$(H_{1/3})_{max}$	6.46	5.38	3.97	5.85	6.46
	$(T_{1/3})_{max}$	9.53	9.71	7.20	9.03	9.53

付表－1.3 b　　阿賀沖　期間別平均有義波

月別平均有義波

年	項目 ＼ 月	1	2	3	4	5	6	7	8	9	10	11	12
'78	$(H_{1/3})_{mean}$												
	$(T_{1/3})_{mean}$												
'79	$(H_{1/3})_{mean}$												
	$(T_{1/3})_{mean}$												
'80	$(H_{1/3})_{mean}$												
	$(T_{1/3})_{mean}$												
'81	$(H_{1/3})_{mean}$	1.50 (1.061)	0.60 (0.043)	1.38 (1.085)	0.51 (0.195)	0.47 (0.202)	0.30 (0.125)	0.36 (0.130)	0.70 (0.544)	0.75 (0.421)	0.70 (0.426)	1.62 (0.869)	1.72 (0.936)
	$(T_{1/3})_{mean}$	4.34 (1.538)	2.59 (0.152)	4.92 (1.749)	4.87 (1.543)	5.50 (1.537)	4.00 (0.865)	4.04 (1.104)	4.46 (1.385)	4.56 (1.309)	4.81 (1.129)	5.81 (1.623)	6.26 (1.508)
'82	$(H_{1/3})_{mean}$	2.13 (1.188)	1.65 (0.884)	1.19 (0.711)	0.94 (0.889)	0.53 (0.418)	0.48 (0.307)	0.27 (0.137)	0.42 (0.311)	0.92 (0.867)	0.89 (0.991)	1.36 (1.095)	1.79 (0.941)
	$(T_{1/3})_{mean}$	6.52 (1.447)	5.64 (1.292)	5.38 (1.301)	4.91 (1.614)	4.68 (1.320)	4.90 (1.464)	4.11 (1.654)	4.01 (1.308)	4.64 (1.787)	5.03 (1.977)	5.70 (1.491)	6.06 (1.320)
'83	$(H_{1/3})_{mean}$	2.01 (0.996)	1.96 (0.975)	1.35 (1.043)	0.63 (0.489)	0.66 (0.541)	0.57 (0.369)	0.46 (0.228)	0.51 (0.499)	0.77 (0.497)	1.44 (0.816)	1.62 (1.290)	2.24 (1.150)
	$(T_{1/3})_{mean}$	6.21 (1.262)	6.22 (1.152)	5.37 (1.397)	4.93 (1.413)	4.72 (1.937)	4.60 (1.196)	4.22 (1.307)	3.66 (2.142)	5.12 (1.569)	6.03 (1.576)	5.55 (1.856)	6.44 (1.494)
'84	$(H_{1/3})_{mean}$	2.29 (1.117)	2.12 (1.086)	1.39 (1.022)	0.37 (0.277)	0.35 (0.190)	0.40 (0.226)	0.43 (0.263)	0.59 (0.571)	0.67 (0.399)	1.24 (0.765)	1.31 (0.701)	2.02 (1.160)
	$(T_{1/3})_{mean}$	6.70 (1.260)	6.28 (1.280)	5.91 (1.279)	4.36 (1.247)	3.66 (1.150)	3.50 (0.944)	3.18 (1.008)	3.87 (1.597)	4.09 (1.299)	5.05 (1.685)	5.41 (1.516)	6.07 (1.484)
累月	$(H_{1/3})_{mean}$	2.13 (1.112)	1.89 (1.014)	1.31 (0.964)	0.68 (0.658)	0.52 (0.427)	0.46 (0.300)	0.38 (0.227)	0.54 (0.496)	0.78 (0.617)	1.15 (0.874)	1.44 (1.063)	1.97 (1.087)
	$(T_{1/3})_{mean}$	6.42 (1.384)	5.98 (1.355)	5.39 (1.454)	4.81 (1.487)	4.46 (1.615)	4.29 (1.299)	3.84 (1.411)	3.96 (1.684)	4.59 (1.589)	5.32 (1.774)	5.56 (1.634)	6.20 (1.455)

季別・年平均有義波

年	項目 ＼ 季・年	冬	春	夏	秋	年
'78	$(H_{1/3})_{mean}$					
	$(T_{1/3})_{mean}$					
'79	$(H_{1/3})_{mean}$					
	$(T_{1/3})_{mean}$					
'80	$(H_{1/3})_{mean}$					
	$(T_{1/3})_{mean}$					
'81	$(H_{1/3})_{mean}$	1.10 (0.914)	1.01 (0.947)	0.49 (0.428)	0.81 (0.546)	0.87 (0.818)
	$(T_{1/3})_{mean}$	3.57 (1.445)	5.01 (1.681)	4.22 (1.188)	4.78 (1.316)	4.78 (1.570)
'82	$(H_{1/3})_{mean}$	1.86 (1.057)	0.88 (0.748)	0.39 (0.279)	1.06 (1.012)	1.04 (0.980)
	$(T_{1/3})_{mean}$	6.14 (1.460)	4.98 (1.448)	4.34 (1.534)	5.12 (1.817)	5.12 (1.680)
'83	$(H_{1/3})_{mean}$	1.92 (0.976)	0.88 (0.809)	0.51 (0.385)	1.31 (1.009)	1.19 (1.033)
	$(T_{1/3})_{mean}$	6.16 (1.252)	5.01 (1.625)	4.15 (1.656)	5.59 (1.717)	5.25 (1.771)
'84	$(H_{1/3})_{mean}$	2.22 (1.121)	0.69 (0.776)	0.48 (0.398)	1.07 (0.703)	1.13 (1.033)
	$(T_{1/3})_{mean}$	6.48 (1.361)	4.57 (1.555)	3.52 (1.257)	4.85 (1.608)	4.84 (1.790)
累季・年	$(H_{1/3})_{mean}$	2.00 (1.069)	0.85 (0.805)	0.46 (0.372)	1.12 (0.908)	1.10 (1.002)
	$(T_{1/3})_{mean}$	6.23 (1.404)	4.90 (1.570)	4.03 (1.492)	5.15 (1.720)	5.05 (1.740)

付表－1.4 a　　輪島港　期間別最大有義波

月別最大有義波

年	項目＼月	1	2	3	4	5	6	7	8	9	10	11	12
'78	$(H_{1/3})_{max}$												
	$(T_{1/3})_{max}$												
'79	$(H_{1/3})_{max}$	4.94	4.68	5.68	5.41	2.35	1.32	2.02	2.40	2.43	6.24	5.09	4.48
	$(T_{1/3})_{max}$	9.29	10.14	10.98	10.32	5.87	6.30	6.84	9.63	6.22	9.51	9.70	9.58
'80	$(H_{1/3})_{max}$	7.19	4.93	3.83	2.22	3.14	2.00	1.65	1.58	2.23	6.40	4.89	6.51
	$(T_{1/3})_{max}$	10.50	9.32	9.17	7.00	8.04	7.28	5.19	6.00	8.86	11.18	9.75	12.29
'81	$(H_{1/3})_{max}$	6.26	5.91	4.84	3.28	3.87	1.29	1.37	3.46	2.97	6.10	4.07	5.54
	$(T_{1/3})_{max}$	11.43	10.36	9.24	7.79	11.33	4.54	6.39	7.80	7.93	10.49	8.61	9.81
'82	$(H_{1/3})_{max}$	5.02	3.61	3.88	6.42	2.15	1.69	1.03	3.40	4.03	5.88	6.55	4.80
	$(T_{1/3})_{max}$	9.10	8.60	9.49	11.19	8.03	5.89	7.35	7.74	7.80	9.34	11.05	9.57
'83	$(H_{1/3})_{max}$	5.50	4.19	6.01	3.22	3.13	1.74	1.37	2.05	3.58	3.00	5.24	4.79
	$(T_{1/3})_{max}$	9.63	8.79	9.80	8.33	7.67	5.35	8.30	8.30	7.38	8.96	9.50	9.96
'84	$(H_{1/3})_{max}$	4.49	5.84	4.13	2.96	2.73	1.20	1.68	3.24	1.81	4.14	4.71	4.66
	$(T_{1/3})_{max}$	8.81	10.49	8.20	7.70	7.60	6.19	5.72	9.53	6.45	9.50	8.60	9.71
累月	$(H_{1/3})_{max}$	7.19	5.91	6.01	6.42	3.87	2.00	2.02	3.46	4.03	6.40	6.55	6.51
	$(T_{1/3})_{max}$	10.50	10.36	9.80	11.19	11.33	7.28	6.84	7.80	7.80	11.18	11.05	12.29

季別・年最大有義波

年	項目＼季・年	冬	春	夏	秋	年
'78	$(H_{1/3})_{max}$					
	$(T_{1/3})_{max}$					
'79	$(H_{1/3})_{max}$	4.94	5.68	2.40	6.24	6.24
	$(T_{1/3})_{max}$	9.29	10.98	9.63	9.51	9.51
'80	$(H_{1/3})_{max}$	7.19	3.83	2.00	6.40	7.19
	$(T_{1/3})_{max}$	10.50	9.17	7.28	11.18	10.50
'81	$(H_{1/3})_{max}$	6.51	4.84	3.46	6.10	6.26
	$(T_{1/3})_{max}$	12.29	9.24	7.80	10.49	11.43
'82	$(H_{1/3})_{max}$	5.54	6.42	3.40	6.55	6.55
	$(T_{1/3})_{max}$	9.81	11.19	7.74	11.05	11.05
'83	$(H_{1/3})_{max}$	5.50	6.01	2.05	5.24	6.01
	$(T_{1/3})_{max}$	9.63	9.80	8.30	9.50	9.80
'84	$(H_{1/3})_{max}$	5.84	4.13	3.24	4.71	5.84
	$(T_{1/3})_{max}$	10.49	8.20	9.53	8.60	10.49
累季・年	$(H_{1/3})_{max}$	7.19	6.42	3.46	6.55	7.19
	$(T_{1/3})_{max}$	10.50	11.19	7.80	11.05	10.50

付表－1.4 b　　輪島港　期間別平均有義波

月別平均有義波

年	項目＼月	1	2	3	4	5	6	7	8	9	10	11	12
'78	$(H_{1/3})_{mean}$												
	$(T_{1/3})_{mean}$												
'79	$(H_{1/3})_{mean}$	2.35 (0.902)	1.84 (0.876)	1.44 (1.070)	1.19 (0.860)	0.65 (0.437)	0.54 (0.272)	0.69 (0.445)	0.58 (0.449)	0.74 (0.468)	1.33 (0.893)	1.63 (1.006)	1.70 (0.918)
	$(T_{1/3})_{mean}$	7.58 (1.065)	7.33 (1.208)	6.51 (1.526)	6.17 (1.487)	5.19 (1.151)	4.95 (1.232)	4.98 (1.085)	4.53 (1.235)	5.12 (0.949)	6.07 (1.434)	6.47 (1.324)	6.80 (1.439)
'80	$(H_{1/3})_{mean}$	2.41 (1.150)	2.16 (1.110)	1.35 (0.820)	0.89 (0.480)	0.74 (0.575)	0.53 (0.370)	0.55 (0.345)	0.58 (0.292)	0.78 (0.385)	1.54 (1.345)	1.35 (0.933)	2.65 (1.346)
	$(T_{1/3})_{mean}$	7.55 (1.290)	7.00 (1.198)	6.06 (1.373)	5.51 (1.061)	4.97 (1.395)	4.73 (1.126)	4.92 (1.205)	4.90 (1.003)	5.30 (0.968)	6.40 (1.908)	6.23 (1.525)	7.66 (1.392)
'81	$(H_{1/3})_{mean}$	2.52 (1.029)	1.95 (1.126)	1.35 (0.987)	0.85 (0.534)	0.93 (0.637)	0.41 (0.180)	0.38 (0.238)	0.78 (0.621)	0.84 (0.574)	1.43 (1.088)	1.76 (0.615)	2.07 (1.088)
	$(T_{1/3})_{mean}$	7.37 (1.031)	6.94 (1.370)	6.16 (1.765)	5.35 (1.270)	5.58 (1.475)	4.23 (0.754)	4.61 (1.136)	5.20 (1.347)	5.19 (1.622)	6.26 (1.579)	6.70 (0.984)	7.25 (1.406)
'82	$(H_{1/3})_{mean}$	2.21 (1.044)	1.48 (0.752)	1.28 (0.771)	1.06 (1.058)	0.64 (0.383)	0.61 (0.324)	0.42 (0.186)	0.61 (0.510)	1.02 (0.736)	1.08 (1.064)	1.48 (0.999)	1.93 (0.949)
	$(T_{1/3})_{mean}$	7.25 (1.092)	6.07 (1.166)	6.01 (1.217)	5.67 (1.802)	4.69 (1.123)	4.66 (1.160)	4.48 (1.098)	4.78 (1.448)	5.39 (1.720)	5.71 (1.870)	6.36 (1.305)	6.80 (1.207)
'83	$(H_{1/3})_{mean}$	1.97 (1.022)	2.03 (0.886)	1.40 (1.025)	0.84 (0.557)	0.82 (0.581)	0.61 (0.289)	0.61 (0.237)	0.68 (0.448)	0.81 (0.551)	1.29 (0.653)	1.64 (1.155)	2.16 (0.897)
	$(T_{1/3})_{mean}$	6.73 (1.271)	6.86 (1.152)	5.90 (1.571)	5.19 (1.390)	5.24 (1.358)	4.82 (0.841)	5.07 (0.943)	5.00 (1.041)	5.43 (1.172)	6.22 (1.230)	6.46 (1.575)	7.30 (1.169)
'84	$(H_{1/3})_{mean}$	2.13 (0.898)	2.10 (1.228)	1.53 (0.856)	0.73 (0.669)	0.48 (0.322)	0.43 (0.164)	0.45 (0.253)	0.57 (0.544)	0.66 (0.437)	1.33 (0.790)	1.38 (0.745)	2.07 (1.002)
	$(T_{1/3})_{mean}$	7.14 (1.085)	6.89 (1.421)	6.28 (1.256)	4.72 (1.685)	4.29 (1.097)	4.29 (0.727)	4.27 (0.951)	4.73 (1.495)	4.71 (1.157)	6.02 (1.465)	6.22 (1.230)	6.96 (1.296)
累月	$(H_{1/3})_{mean}$	2.26 (1.036)	1.93 (1.037)	1.39 (0.931)	0.93 (0.738)	0.71 (0.522)	0.52 (0.288)	0.52 (0.317)	0.63 (0.492)	0.81 (0.549)	1.33 (1.010)	1.54 (0.935)	2.10 (1.085)
	$(T_{1/3})_{mean}$	7.25 (1.183)	6.85 (1.314)	6.15 (1.477)	5.43 (1.536)	5.00 (1.340)	4.61 (1.030)	4.72 (1.113)	4.85 (1.292)	5.19 (1.324)	6.11 (1.616)	6.41 (1.345)	7.13 (1.358)

季別・年平均有義波

年	項目＼季・年	冬	春	夏	秋	年
'78	$(H_{1/3})_{mean}$					
	$(T_{1/3})_{mean}$					
'79	$(H_{1/3})_{mean}$	2.04 (0.921)	1.09 (0.894)	0.60 (0.404)	1.24 (0.904)	1.18 (0.927)
	$(T_{1/3})_{mean}$	7.43 (1.160)	5.96 (1.506)	4.82 (1.203)	5.89 (1.376)	5.91 (1.583)
'80	$(H_{1/3})_{mean}$	2.09 (1.104)	0.99 (0.694)	0.56 (0.337)	1.23 (1.028)	1.29 (1.121)
	$(T_{1/3})_{mean}$	7.12 (1.355)	5.51 (1.361)	4.85 (1.118)	5.98 (1.597)	5.93 (1.655)
'81	$(H_{1/3})_{mean}$	2.38 (1.214)	1.05 (0.779)	0.51 (0.431)	1.35 (0.883)	1.27 (1.032)
	$(T_{1/3})_{mean}$	7.33 (1.20[illegible])	5.70 (1.557)	4.67 (1.170)	6.05 (1.560)	5.91 (1.669)
'82	$(H_{1/3})_{mean}$	1.94 (1.028)	0.99 (0.829)	0.55 (0.377)	1.19 (0.967)	1.15 (0.952)
	$(T_{1/3})_{mean}$	6.89 (1.347)	5.45 (1.516)	4.64 (1.251)	5.82 (1.701)	5.65 (1.625)
'83	$(H_{1/3})_{mean}$	1.98 (0.958)	1.02 (0.799)	0.63 (0.340)	1.24 (0.890)	1.24 (0.938)
	$(T_{1/3})_{mean}$	6.80 (1.214)	5.44 (1.478)	4.97 (0.953)	6.03 (1.404)	5.85 (1.484)
'84	$(H_{1/3})_{mean}$	2.13 (1.015)	0.92 (0.794)	0.48 (0.366)	1.13 (0.752)	1.16 (0.978)
	$(T_{1/3})_{mean}$	7.11 (1.241)	5.11 (1.615)	4.43 (1.129)	5.65 (1.454)	5.54 (1.672)
累季・年	$(H_{1/3})_{mean}$	2.10 (1.066)	1.01 (0.802)	0.56 (0.380)	1.23 (0.910)	1.21 (0.995)
	$(T_{1/3})_{mean}$	7.09 (1.299)	5.53 (1.530)	4.73 (1.155)	5.90 (1.527)	5.80 (1.623)

付表－1.5 a　　金沢港　期間別最大有義波(1)

月別最大有義波

年	項目＼月	1	2	3	4	5	6	7	8	9	10	11	12
'70	$(H_{1/3})_{max}$	6.51	6.35	4.79	1.90	2.69	1.13	0.37	3.39	2.29	3.21	7.22	7.66
	$(T_{1/3})_{max}$	10.19	12.16	10.42	6.86	8.17	5.84	3.00	7.97	8.68	9.06	11.03	9.87
'71	$(H_{1/3})_{max}$	5.91	3.92	5.33	1.90	1.45	—	—	—	—	—	4.72	5.42
	$(T_{1/3})_{max}$	11.92	8.86	11.33	6.34	4.35	—	—	—	—	—	9.31	11.22
'72	$(H_{1/3})_{max}$	5.81	5.16	5.88	5.21	—	—	—	—	—	3.14	4.87	5.63
	$(T_{1/3})_{max}$	9.99	10.28	10.72	11.42	—	—	—	—	—	9.54	11.86	13.92
'73	$(H_{1/3})_{max}$	4.94	4.49	4.00	2.05	2.14	1.63	0.95	2.43	3.49	4.94	6.96	5.86
	$(T_{1/3})_{max}$	13.32	12.93	11.78	8.41	8.12	6.52	5.04	9.67	7.84	9.22	11.10	12.00
'74	$(H_{1/3})_{max}$	3.49	—	—	—	—	—	—	—	—	4.45	6.01	6.38
	$(T_{1/3})_{max}$	8.11	—	—	—	—	—	—	—	—	9.27	11.14	10.91
'75	$(H_{1/3})_{max}$	5.61	5.21	4.49	2.66	2.27	1.19	2.17	3.27	2.16	2.29	4.01	5.48
	$(T_{1/3})_{max}$	9.61	9.70	10.30	8.00	7.70	5.49	6.93	4.30	7.65	7.19	9.14	9.34
'76	$(H_{1/3})_{max}$	6.44	3.69	3.34	3.57	3.99	1.23	0.95	2.64	3.66	6.60	4.79	6.61
	$(T_{1/3})_{max}$	11.65	8.52	8.05	9.06	9.20	6.65	5.69	7.70	8.16	12.11	9.73	11.58
'77	$(H_{1/3})_{max}$	5.08	5.51	5.29	5.37	2.24	1.44	1.14	1.80	2.22	2.63	4.35	5.23
	$(T_{1/3})_{max}$	8.32	9.97	10.08	9.77	8.08	6.37	5.64	6.00	8.03	9.65	9.04	9.09

季別・年最大有義波

年	項目＼季・年	冬	春	夏	秋	年
'70	$(H_{1/3})_{max}$	6.51	4.79	3.39	7.22	7.66
	$(T_{1/3})_{max}$	10.19	10.42	7.97	11.03	9.87
'71	$(H_{1/3})_{max}$	7.66	5.33	—	4.72	5.91
	$(T_{1/3})_{max}$	9.87	11.33	—	9.31	11.92
'72	$(H_{1/3})_{max}$	5.81	5.88	—	4.87	5.88
	$(T_{1/3})_{max}$	9.99	10.72	—	11.86	10.72
'73	$(H_{1/3})_{max}$	5.63	4.00	2.43	6.96	6.96
	$(T_{1/3})_{max}$	13.92	11.78	9.67	11.10	11.10
'74	$(H_{1/3})_{max}$	5.86	—	—	6.01	6.38
	$(T_{1/3})_{max}$	12.00	—	—	11.14	10.91
'75	$(H_{1/3})_{max}$	6.38	4.49	3.27	4.01	5.61
	$(T_{1/3})_{max}$	10.91	10.30	4.30	9.14	9.61
'76	$(H_{1/3})_{max}$	6.44	3.99	2.64	6.60	6.61
	$(T_{1/3})_{max}$	11.65	9.20	7.70	12.11	11.58
'77	$(H_{1/3})_{max}$	6.61	5.37	1.80	4.35	5.51
	$(T_{1/3})_{max}$	11.58	9.77	6.00	9.04	9.97

付表－1.5 a　　金沢港　期間別最大有義波(2)

月別最大有義波

年	項目＼月	1	2	3	4	5	6	7	8	9	10	11	12
'78	$(H_{1/3})_{max}$	6.19	4.96	5.88	6.03	2.81	2.07	0.92	2.01	0.90	3.88	5.92	4.09
	$(T_{1/3})_{max}$	12.00	8.79	10.77	10.48	6.76	6.27	5.85	5.28	4.55	8.08	11.80	9.31
'79	$(H_{1/3})_{max}$	5.01	5.14	5.69	3.11	1.70	1.26	1.88	2.70	2.14	3.87	6.12	3.62
	$(T_{1/3})_{max}$	10.42	9.41	10.15	10.57	6.94	7.68	8.66	8.49	6.22	8.20	11.10	9.00
'80	$(H_{1/3})_{max}$	6.51	5.92	2.98	2.70	2.86	1.99	2.77	1.88	2.14	7.67	3.31	6.79
	$(T_{1/3})_{max}$	12.70	9.79	9.19	6.63	7.82	7.30	7.25	5.72	7.21	12.37	7.57	10.32
'81	$(H_{1/3})_{max}$	6.70	7.34	4.98	4.09	3.43	1.26	1.41	2.79	3.02	5.01	4.27	6.29
	$(T_{1/3})_{max}$	10.86	11.15	10.13	8.51	7.42	5.12	6.25	7.19	8.35	10.62	8.69	9.94
'82	$(H_{1/3})_{max}$	4.78	4.24	3.40	6.25	3.27	1.79	1.29	2.91	2.82	6.64	6.94	4.74
	$(T_{1/3})_{max}$	9.84	8.81	8.31	10.02	7.98	5.53	5.60	7.69	8.57	10.94	12.20	9.80
'83	$(H_{1/3})_{max}$	4.78	4.99	6.48	3.41	2.40	1.80	1.97	2.06	1.89	2.40	6.85	5.37
	$(T_{1/3})_{max}$	9.13	9.35	10.29	9.21	6.49	5.76	5.18	7.20	5.67	8.44	10.93	8.98
'84	$(H_{1/3})_{max}$	4.20	5.69	4.30	2.97	2.44	1.00	1.53	3.80	1.93	4.72	3.85	4.78
	$(T_{1/3})_{max}$	8.74	10.05	8.50	8.80	7.54	4.25	6.27	11.60	7.85	9.40	11.40	8.94
累月	$(H_{1/3})_{max}$	6.70	7.34	6.48	6.25	3.99	2.07	2.77	3.80	3.66	7.67	7.22	7.66
	$(T_{1/3})_{max}$	10.86	11.15	10.29	10.02	9.20	6.27	7.25	11.60	8.16	12.37	11.03	9.87

季別・年最大有義波

年	項目＼季・年	冬	春	夏	秋	年
'78	$(H_{1/3})_{max}$	6.19	6.03	2.07	5.92	6.19
	$(T_{1/3})_{max}$	12.00	10.48	6.27	11.80	12.00
'79	$(H_{1/3})_{max}$	5.14	5.69	2.70	6.12	6.12
	$(T_{1/3})_{max}$	9.41	10.15	8.49	11.10	11.10
'80	$(H_{1/3})_{max}$	6.51	2.98	2.77	7.67	7.67
	$(T_{1/3})_{max}$	12.70	9.19	7.25	12.37	12.37
'81	$(H_{1/3})_{max}$	7.34	4.98	2.79	5.01	7.34
	$(T_{1/3})_{max}$	11.15	10.13	7.19	10.62	11.15
'82	$(H_{1/3})_{max}$	6.29	6.25	2.91	6.94	6.94
	$(T_{1/3})_{max}$	9.94	10.02	7.69	12.20	12.20
'83	$(H_{1/3})_{max}$	4.99	6.48	2.06	6.85	6.85
	$(T_{1/3})_{max}$	9.35	10.29	7.20	10.93	10.93
'84	$(H_{1/3})_{max}$	5.69	4.30	3.80	4.72	5.69
	$(T_{1/3})_{max}$	10.05	8.50	11.60	9.40	10.05
累季・年	$(H_{1/3})_{max}$	7.66	6.48	3.80	7.67	7.67
	$(T_{1/3})_{max}$	9.87	10.29	11.60	12.37	12.37

付表－1.5 b　　金沢港　期間別平均有義波(1)

月別平均有義波

年	項目＼月	1	2	3	4	5	6	7	8	9	10	11	12
'70	$(H_{1/3})_{mean}$	1.86 (1.146)	1.91 (1.339)	1.61 (1.039)	0.59 (0.318)	0.43 (0.535)	0.25 (0.206)	0.19 (0.059)	0.45 (0.384)	0.66 (0.479)	0.79 (0.610)	1.73 (1.209)	2.58 (1.732)
	$(T_{1/3})_{mean}$	7.12 (1.530)	7.07 (1.721)	6.70 (1.407)	4.72 (1.022)	3.84 (1.913)	4.19 (0.961)	4.09 (0.743)	4.83 (1.482)	5.03 (1.210)	5.45 (1.399)	6.31 (1.353)	7.18 (1.646)
'71	$(H_{1/3})_{mean}$	1.68 (0.900)	1.51 (0.793)	1.46 (1.025)	0.64 (0.332)	0.57 (0.265)	—	—	—	—	—	1.48 (1.192)	1.97 (1.016)
	$(T_{1/3})_{mean}$	6.89 (1.177)	6.69 (1.271)	6.32 (1.429)	4.86 (0.988)	4.87 (0.901)	—	—	—	—	—	5.97 (1.730)	6.93 (1.248)
'72	$(H_{1/3})_{mean}$	1.46 (0.869)	1.70 (1.095)	0.99 (0.696)	3.07 (1.460)	—	—	—	—	—	1.10 (0.692)	1.94 (1.154)	1.76 (1.166)
	$(T_{1/3})_{mean}$	6.40 (1.372)	6.89 (1.792)	5.59 (1.649)	8.73 (1.397)	—	—	—	—	—	5.73 (1.416)	7.27 (1.712)	7.04 (1.999)
'73	$(H_{1/3})_{mean}$	1.50 (0.970)	1.47 (0.900)	1.36 (0.839)	0.69 (0.382)	0.58 (0.383)	0.48 (0.318)	0.68 (0.189)	0.55 (0.399)	0.84 (0.677)	1.26 (1.036)	2.12 (1.425)	2.64 (1.210)
	$(T_{1/3})_{mean}$	6.42 (1.611)	6.56 (1.621)	6.23 (1.590)	5.01 (1.119)	4.53 (1.190)	3.94 (1.338)	4.57 (0.477)	4.57 (1.537)	5.30 (1.434)	6.06 (1.683)	6.91 (1.817)	7.95 (1.343)
'74	$(H_{1/3})_{mean}$	1.68 (0.653)	—	—	—	—	—	—	—	—	1.10 (0.843)	1.65 (1.299)	1.74 (1.181)
	$(T_{1/3})_{mean}$	6.60 (1.151)	—	—	—	—	—	—	—	—	5.90 (1.514)	6.66 (1.650)	6.80 (1.363)
'75	$(H_{1/3})_{mean}$	2.08 (1.214)	1.96 (1.006)	1.12 (0.736)	0.70 (0.549)	0.53 (0.476)	0.42 (0.202)	0.48 (0.359)	0.40 (0.371)	0.59 (0.362)	0.89 (0.506)	1.24 (0.846)	1.79 (0.916)
	$(T_{1/3})_{mean}$	6.94 (1.378)	6.81 (1.332)	5.60 (1.198)	4.90 (1.431)	4.32 (1.523)	4.40 (1.202)	4.42 (1.171)	3.72 (1.767)	4.81 (1.060)	5.31 (1.135)	6.00 (1.453)	6.98 (1.198)
'76	$(H_{1/3})_{mean}$	2.68 (1.250)	1.33 (0.828)	1.01 (0.659)	0.69 (0.549)	0.67 (0.637)	0.50 (0.311)	0.33 (0.169)	0.59 (0.350)	0.74 (0.625)	1.17 (1.221)	1.78 (1.114)	2.11 (1.493)
	$(T_{1/3})_{mean}$	7.67 (1.438)	6.26 (1.230)	5.64 (1.305)	4.83 (1.356)	4.67 (1.542)	4.39 (1.298)	4.06 (0.982)	4.67 (0.882)	5.48 (1.419)	5.91 (2.011)	6.91 (1.499)	7.22 (1.631)
'77	$(H_{1/3})_{mean}$	2.19 (0.861)	2.13 (1.086)	1.18 (1.038)	0.97 (0.903)	0.70 (0.521)	0.43 (0.318)	0.31 (0.204)	0.63 (0.307)	0.63 (0.458)	0.66 (0.518)	1.36 (0.993)	1.66 (1.032)
	$(T_{1/3})_{mean}$	7.37 (1.085)	7.12 (1.218)	5.77 (1.703)	5.28 (1.822)	5.07 (1.748)	4.21 (1.493)	3.71 (1.344)	4.83 (0.839)	4.86 (1.438)	5.05 (1.441)	5.88 (1.682)	6.61 (1.430)

季別・年平均有義波

年	項目＼季・年	冬	春	夏	秋	年
'70	$(H_{1/3})_{mean}$	1.88 (1.243)	0.95 (0.898)	0.36 (0.331)	1.07 (0.962)	1.20 (1.205)
	$(T_{1/3})_{mean}$	7.10 (1.625)	5.28 (1.848)	4.55 (1.313)	5.60 (1.427)	5.76 (1.848)
'71	$(H_{1/3})_{mean}$	1.89 (1.267)	0.90 (0.761)	—	1.48 (1.192)	1.35 (0.979)
	$(T_{1/3})_{mean}$	6.91 (1.377)	5.36 (1.330)	—	5.97 (1.730)	6.12 (1.508)
'72	$(H_{1/3})_{mean}$	1.71 (1.018)	1.14 (0.940)	—	1.59 (1.073)	1.53 (1.058)
	$(T_{1/3})_{mean}$	6.73 (1.502)	5.81 (1.819)	—	6.64 (1.767)	6.55 (1.812)
'73	$(H_{1/3})_{mean}$	1.58 (1.031)	0.87 (0.665)	0.53 (0.372)	1.37 (1.195)	1.14 (0.998)
	$(T_{1/3})_{mean}$	6.68 (1.779)	5.24 (1.491)	4.34 (1.492)	6.05 (1.768)	5.66 (1.804)
'74	$(H_{1/3})_{mean}$	2.06 (1.031)	—	—	1.39 (1.138)	1.54 (1.105)
	$(T_{1/3})_{mean}$	7.14 (1.398)	—	—	6.30 (1.630)	6.50 (1.504)
'75	$(H_{1/3})_{mean}$	1.92 (1.149)	0.79 (0.647)	0.43 (0.324)	0.91 (0.663)	1.01 (0.910)
	$(T_{1/3})_{mean}$	6.85 (1.360)	4.94 (1.487)	4.18 (1.448)	5.37 (1.323)	5.34 (1.711)
'76	$(H_{1/3})_{mean}$	1.94 (1.158)	0.79 (0.637)	0.47 (0.307)	1.23 (1.106)	1.15 (1.115)
	$(T_{1/3})_{mean}$	6.98 (1.412)	5.05 (1.468)	4.37 (1.076)	6.10 (1.771)	5.67 (1.808)
'77	$(H_{1/3})_{mean}$	2.14 (1.180)	1.00 (0.917)	0.46 (0.312)	0.88 (0.774)	1.07 (0.978)
	$(T_{1/3})_{mean}$	7.24 (1.339)	5.44 (1.782)	4.25 (1.337)	5.26 (1.586)	5.48 (1.811)

付表－1.5 b　　金沢港　期間別平均有義波(2)

月別平均有義波

年	項目＼月	1	2	3	4	5	6	7	8	9	10	11	12
'78	$(H_{1/3})_{mean}$	2.26 (1.213)	2.06 (1.019)	1.34 (1.047)	0.89 (0.847)	0.62 (0.565)	0.50 (0.367)	0.28 (0.166)	0.54 (0.413)	0.82 (0.079)	1.01 (0.685)	1.32 (1.144)	2.32 (0.794)
	$(T_{1/3})_{mean}$	7.41 (1.584)	7.12 (1.177)	5.96 (1.619)	5.17 (1.335)	4.38 (1.320)	4.40 (1.315)	3.60 (1.166)	4.54 (1.085)	4.39 (0.155)	5.77 (1.342)	6.11 (1.812)	7.86 (0.907)
'79	$(H_{1/3})_{mean}$	1.87 (0.922)	1.77 (0.983)	1.34 (0.991)	1.00 (0.612)	0.62 (0.332)	0.46 (0.245)	0.60 (0.359)	0.54 (0.406)	0.69 (0.373)	1.03 (0.672)	1.42 (1.171)	1.65 (0.794)
	$(T_{1/3})_{mean}$	7.01 (1.173)	6.94 (1.493)	6.27 (1.558)	5.45 (1.500)	4.51 (0.953)	4.29 (1.408)	4.79 (1.272)	4.48 (1.458)	4.77 (0.950)	5.74 (1.435)	6.31 (1.768)	6.87 (1.521)
'80	$(H_{1/3})_{mean}$	1.78 (1.207)	2.14 (1.332)	1.09 (0.658)	0.81 (0.450)	0.72 (0.547)	0.49 (0.404)	0.53 (0.501)	0.47 (0.328)	0.66 (0.390)	1.22 (1.351)	0.82 (0.653)	2.70 (1.515)
	$(T_{1/3})_{mean}$	7.21 (1.629)	6.90 (1.473)	5.73 (1.465)	4.99 (1.099)	4.55 (1.228)	4.41 (1.147)	4.37 (1.039)	4.52 (1.013)	5.05 (1.060)	5.92 (2.001)	5.64 (1.152)	7.68 (1.472)
'81	$(H_{1/3})_{mean}$	2.39 (1.183)	1.89 (1.367)	1.19 (1.024)	0.81 (0.610)	0.74 (0.551)	0.36 (0.191)	0.42 (0.247)	0.68 (0.503)	0.73 (0.539)	1.18 (0.886)	1.63 (0.705)	1.79 (0.987)
	$(T_{1/3})_{mean}$	7.43 (1.127)	6.81 (1.588)	5.89 (1.641)	5.14 (1.165)	5.14 (1.258)	4.13 (0.720)	4.68 (1.056)	5.04 (1.169)	5.34 (1.241)	6.03 (1.517)	6.73 (1.034)	6.98 (1.411)
'82	$(H_{1/3})_{mean}$	2.11 (1.018)	1.35 (0.750)	1.16 (0.743)	0.91 (0.978)	0.69 (0.552)	0.53 (0.317)	0.38 (0.190)	0.64 (0.601)	0.79 (0.570)	0.90 (1.008)	1.47 (1.203)	1.76 (0.827)
	$(T_{1/3})_{mean}$	7.12 (1.349)	6.02 (1.243)	5.73 (1.355)	5.50 (1.625)	4.92 (1.218)	4.38 (0.982)	4.45 (1.058)	5.11 (1.481)	4.90 (1.507)	5.55 (1.740)	6.29 (1.584)	6.61 (1.118)
'83	$(H_{1/3})_{mean}$	1.86 (1.074)	2.01 (1.170)	1.10 (1.016)	0.84 (0.641)	0.68 (0.447)	0.54 (0.281)	0.58 (0.286)	0.60 (0.441)	0.59 (0.370)	1.12 (0.532)	1.70 (1.377)	2.09 (1.031)
	$(T_{1/3})_{mean}$	6.78 (1.363)	6.87 (1.283)	5.49 (1.620)	5.18 (1.414)	5.10 (1.105)	4.55 (0.889)	4.80 (0.932)	4.64 (1.028)	4.85 (0.975)	5.94 (1.347)	6.43 (1.839)	7.30 (1.299)
'84	$(H_{1/3})_{mean}$	2.05 (0.889)	2.00 (1.325)	1.44 (0.901)	0.58 (0.535)	0.50 (0.391)	0.35 (0.133)	0.40 (0.261)	0.50 (0.551)	0.62 (0.397)	1.20 (0.822)	1.12 (0.656)	1.95 (1.059)
	$(T_{1/3})_{mean}$	7.16 (1.209)	6.87 (1.560)	6.08 (1.315)	4.68 (1.363)	4.34 (1.129)	4.18 (0.705)	4.19 (0.873)	4.63 (1.530)	4.59 (1.074)	5.82 (1.506)	6.00 (1.461)	7.00 (1.364)
累月	$(H_{1/3})_{mean}$	1.97 (1.092)	1.80 (1.126)	1.24 (0.916)	0.78 (0.668)	0.62 (0.492)	0.45 (0.293)	0.42 (0.302)	0.55 (0.441)	0.69 (0.494)	1.04 (0.870)	1.53 (1.145)	2.00 (1.218)
	$(T_{1/3})_{mean}$	7.04 (1.403)	6.78 (1.475)	5.92 (1.534)	5.05 (1.385)	4.62 (1.352)	4.30 (1.165)	4.30 (1.162)	4.64 (1.364)	5.00 (1.258)	5.72 (1.584)	6.38 (1.650)	7.06 (1.481)

季別・年平均有義波

年	項目＼季・年	冬	春	夏	秋	年
'78	$(H_{1/3})_{mean}$	1.99 (1.120)	0.95 (0.893)	0.42 (0.330)	1.16 (0.948)	1.11 (1.047)
	$(T_{1/3})_{mean}$	7.05 (1.449)	5.17 (1.572)	4.09 (1.285)	5.93 (1.597)	5.49 (1.852)
'79	$(H_{1/3})_{mean}$	1.85 (0.952)	0.98 (0.798)	0.53 (0.349)	1.03 (0.839)	1.05 (0.870)
	$(T_{1/3})_{mean}$	7.02 (1.330)	5.39 (1.554)	4.52 (1.397)	5.58 (1.539)	5.54 (1.703)
'80	$(H_{1/3})_{mean}$	1.92 (1.216)	0.89 (0.583)	0.50 (0.419)	0.91 (0.959)	1.18 (1.163)
	$(T_{1/3})_{mean}$	6.99 (1.542)	5.15 (1.367)	4.44 (1.063)	5.50 (1.562)	5.65 (1.757)
'81	$(H_{1/3})_{mean}$	2.34 (1.408)	0.93 (0.804)	0.49 (0.371)	1.17 (0.801)	1.14 (1.017)
	$(T_{1/3})_{mean}$	7.32 (1.458)	5.42 (1.431)	4.62 (1.070)	6.02 (1.382)	5.75 (1.607)
'82	$(H_{1/3})_{mean}$	1.76 (0.981)	0.93 (0.795)	0.52 (0.422)	1.04 (0.996)	1.05 (0.927)
	$(T_{1/3})_{mean}$	6.72 (1.423)	5.39 (1.444)	4.65 (1.241)	5.55 (1.709)	5.53 (1.600)
'83	$(H_{1/3})_{mean}$	1.88 (1.043)	0.87 (0.761)	0.58 (0.346)	1.14 (0.984)	1.14 (0.994)
	$(T_{1/3})_{mean}$	6.76 (1.269)	5.26 (1.406)	4.67 (0.958)	5.74 (1.574)	5.65 (1.585)
'84	$(H_{1/3})_{mean}$	2.05 (1.092)	0.84 (0.777)	0.42 (0.379)	0.98 (0.699)	1.07 (0.977)
	$(T_{1/3})_{mean}$	7.11 (1.371)	5.04 (1.481)	4.35 (1.144)	5.48 (1.498)	5.48 (1.697)
累季・年	$(H_{1/3})_{mean}$	1.92 (1.150)	0.90 (0.777)	0.48 (0.360)	1.11 (0.960)	1.14 (1.026)
	$(T_{1/3})_{mean}$	6.96 (1.460)	5.25 (1.535)	4.42 (1.250)	5.74 (1.619)	5.66 (1.740)

付表－1.6 a　　福井港　期間別最大有義波

月別最大有義波

年	項目 ＼ 月	1	2	3	4	5	6	7	8	9	10	11	12
'78	$(H_{1/3})_{max}$												
	$(T_{1/3})_{max}$												
'79	$(H_{1/3})_{max}$												
	$(T_{1/3})_{max}$												
'80	$(H_{1/3})_{max}$									1.63	7.51	4.61	7.74
	$(T_{1/3})_{max}$									6.37	11.28	9.55	12.89
'81	$(H_{1/3})_{max}$	6.75	3.95	0.56	5.01	3.91	1.32	1.27	2.33	2.62	4.95	3.95	7.79
	$(T_{1/3})_{max}$	12.00	8.59	3.94	8.74	7.95	5.41	5.32	7.05	7.83	8.76	7.75	13.20
'82	$(H_{1/3})_{max}$	4.36	4.64	3.88	5.45	3.58	1.75	1.81	2.61	2.88	5.18	6.72	4.51
	$(T_{1/3})_{max}$	9.33	8.59	7.78	11.20	7.81	5.44	6.78	7.43	9.43	10.32	10.30	8.46
'83	$(H_{1/3})_{max}$	4.80	4.84	4.44	2.89	2.38	2.07	2.12	2.05	2.80	2.36	4.50	4.65
	$(T_{1/3})_{max}$	8.60	9.26	8.12	9.58	6.60	5.72	7.87	5.98	8.20	7.85	8.92	9.10
'84	$(H_{1/3})_{max}$	—	—	3.99	2.57	2.21	1.76	1.31	3.18	1.70	4.59	3.35	5.22
	$(T_{1/3})_{max}$	—	—	8.49	6.44	6.92	6.00	7.37	8.44	5.63	8.61	9.28	9.24
累月	$(H_{1/3})_{max}$	6.75	4.84	4.44	5.45	3.91	2.07	2.12	3.18	2.88	7.51	6.72	7.79
	$(T_{1/3})_{max}$	12.00	9.26	8.12	11.20	7.95	5.72	7.87	8.44	9.43	11.28	10.30	13.20

季別・年最大有義波

年	項目 ＼ 季・年	冬	春	夏	秋	年
'78	$(H_{1/3})_{max}$					
	$(T_{1/3})_{max}$					
'79	$(H_{1/3})_{max}$					
	$(T_{1/3})_{max}$					
'80	$(H_{1/3})_{max}$				7.51	7.74
	$(T_{1/3})_{max}$				11.28	12.89
'81	$(H_{1/3})_{max}$	7.74	5.01	2.33	4.95	7.79
	$(T_{1/3})_{max}$	12.89	8.74	7.05	8.76	13.20
'82	$(H_{1/3})_{max}$	7.79	5.45	2.61	6.72	6.72
	$(T_{1/3})_{max}$	13.20	11.20	7.43	10.30	10.30
'83	$(H_{1/3})_{max}$	4.84	4.44	2.12	4.50	4.84
	$(T_{1/3})_{max}$	9.26	8.12	7.87	8.92	9.26
'84	$(H_{1/3})_{max}$	4.65	3.99	3.18	4.59	5.22
	$(T_{1/3})_{max}$	9.10	8.49	8.44	8.61	9.24
累季・年	$(H_{1/3})_{max}$	7.79	5.45	3.18	7.51	7.79
	$(T_{1/3})_{max}$	13.20	11.20	8.44	11.28	13.20

付表－1.6b　　福井港　期間別平均有義波

月別平均有義波

年	項目＼月	1	2	3	4	5	6	7	8	9	10	11	12
'78	$(H_{1/3})_{mean}$												
	$(T_{1/3})_{mean}$												
'79	$(H_{1/3})_{mean}$												
	$(T_{1/3})_{mean}$												
'80	$(H_{1/3})_{mean}$									0.66 (0.358)	1.54 (1.615)	1.12 (0.904)	2.67 (1.558)
	$(T_{1/3})_{mean}$									5.17 (0.644)	6.30 (2.118)	5.87 (1.531)	7.57 (1.494)
'81	$(H_{1/3})_{mean}$	2.22 (1.130)	1.68 (0.991)	0.47 (0.083)	0.80 (0.678)	0.73 (0.562)	0.32 (0.197)	0.36 (0.236)	0.60 (0.478)	0.73 (0.543)	1.14 (0.880)	1.48 (0.629)	1.81 (1.078)
	$(T_{1/3})_{mean}$	7.13 (1.032)	6.58 (1.063)	4.36 (0.359)	5.11 (1.241)	5.03 (1.225)	3.91 (0.883)	4.19 (1.183)	4.63 (1.343)	5.10 (1.445)	5.77 (1.497)	6.58 (0.959)	7.03 (1.435)
'82	$(H_{1/3})_{mean}$	1.97 (0.884)	1.62 (0.700)	1.11 (0.731)	0.84 (0.852)	0.62 (0.579)	0.48 (0.330)	0.33 (0.200)	0.55 (0.483)	0.80 (0.555)	0.83 (0.905)	1.30 (1.101)	1.81 (0.945)
	$(T_{1/3})_{mean}$	7.04 (1.141)	6.69 (1.111)	5.70 (1.297)	5.28 (1.609)	4.67 (1.241)	4.31 (0.882)	4.17 (1.225)	4.81 (1.387)	5.05 (1.471)	5.28 (1.735)	6.03 (1.543)	6.65 (1.271)
'83	$(H_{1/3})_{mean}$	1.83 (1.025)	1.96 (1.159)	1.01 (0.748)	0.81 (0.559)	0.61 (0.457)	0.46 (0.289)	0.56 (0.343)	0.57 (0.433)	0.61 (0.436)	1.05 (0.530)	1.07 (0.915)	1.96 (1.038)
	$(T_{1/3})_{mean}$	6.68 (1.316)	6.82 (1.198)	5.51 (1.377)	4.91 (1.634)	4.77 (1.218)	4.39 (1.007)	4.75 (0.953)	4.46 (1.096)	5.00 (1.330)	5.87 (1.375)	5.58 (1.433)	7.28 (1.324)
'84	$(H_{1/3})_{mean}$	—	—	1.28 (0.862)	0.59 (0.556)	0.47 (0.419)	0.34 (0.185)	0.40 (0.278)	0.47 (0.583)	0.56 (0.336)	1.11 (0.745)	1.02 (0.602)	1.90 (1.061)
	$(T_{1/3})_{mean}$	—	—	6.04 (1.411)	4.64 (1.431)	4.18 (1.227)	3.96 (0.874)	4.08 (1.053)	4.49 (1.729)	4.57 (1.072)	5.87 (1.322)	5.83 (1.237)	6.71 (1.191)
累月	$(H_{1/3})_{mean}$	2.01 (1.034)	1.79 (1.014)	1.12 (0.782)	0.75 (0.693)	0.61 (0.517)	0.40 (0.268)	0.41 (0.285)	0.55 (0.498)	0.68 (0.486)	1.13 (1.012)	1.21 (0.862)	2.02 (1.206)
	$(T_{1/3})_{mean}$	6.96 (1.179)	6.72 (1.147)	5.72 (1.374)	4.99 (1.489)	4.66 (1.265)	4.15 (0.937)	4.30 (1.139)	4.60 (1.410)	4.94 (1.343)	5.81 (1.656)	6.02 (1.388)	6.98 (1.388)

季別・年平均有義波

年	項目＼季・年	冬	春	夏	秋	年
'78	$(H_{1/3})_{mean}$					
	$(T_{1/3})_{mean}$					
'79	$(H_{1/3})_{mean}$					
	$(T_{1/3})_{mean}$					
'80	$(H_{1/3})_{mean}$				1.28 (1.287)	1.69 (1.508)
	$(T_{1/3})_{mean}$				6.03 (1.816)	6.48 (1.865)
'81	$(H_{1/3})_{mean}$	2.28 (1.328)	0.76 (0.622)	0.43 (0.352)	1.12 (0.764)	1.04 (0.933)
	$(T_{1/3})_{mean}$	7.18 (1.277)	5.06 (1.231)	4.25 (1.194)	5.82 (1.454)	5.47 (1.635)
'82	$(H_{1/3})_{mean}$	1.82 (0.930)	0.86 (0.755)	0.45 (0.370)	0.97 (0.912)	0.99 (0.893)
	$(T_{1/3})_{mean}$	6.95 (1.258)	5.22 (1.453)	4.44 (1.217)	5.45 (1.642)	5.42 (1.622)
'83	$(H_{1/3})_{mean}$	1.86 (1.047)	0.81 (0.632)	0.53 (0.364)	0.91 (0.647)	0.98 (0.860)
	$(T_{1/3})_{mean}$	6.71 (1.264)	5.09 (1.417)	4.54 (1.032)	5.52 (1.425)	5.39 (1.528)
'84	$(H_{1/3})_{mean}$	1.96 (1.038)	0.74 (0.702)	0.40 (0.390)	0.91 (0.638)	0.81 (0.780)
	$(T_{1/3})_{mean}$	7.28 (1.324)	4.86 (1.550)	4.18 (1.289)	5.45 (1.356)	5.02 (1.575)
累季・年	$(H_{1/3})_{mean}$	1.98 (1.122)	0.79 (0.688)	0.46 (0.372)	1.03 (0.868)	1.00 (0.945)
	$(T_{1/3})_{mean}$	6.95 (1.284)	5.06 (1.437)	4.35 (1.195)	5.63 (1.549)	5.40 (1.644)

付表－1.7 a　　深浦港　期間別最大有義波

月別最大有義波

年	項目＼月	1	2	3	4	5	6	7	8	9	10	11	12
'78	$(H_{1/3})_{max}$												
	$(T_{1/3})_{max}$												
'79	$(H_{1/3})_{max}$												4.44
	$(T_{1/3})_{max}$												9.20
'80	$(H_{1/3})_{max}$	4.78	4.31	4.94	2.50	1.92	1.67	1.14	1.07	2.23	4.80	4.79	4.49
	$(T_{1/3})_{max}$	10.40	9.55	9.51	6.85	9.29	6.59	6.18	6.00	7.35	9.69	9.73	10.01
'81	$(H_{1/3})_{max}$	3.30	3.68	4.55	3.51	3.55	0.95	1.41	4.22	3.68	5.47	—	—
	$(T_{1/3})_{max}$	8.80	8.20	9.60	8.52	8.10	4.52	7.40	7.59	7.46	10.02	—	—
'82	$(H_{1/3})_{max}$	—	—	—	—	—	—	1.36	3.19	4.11	5.98	6.88	4.99
	$(T_{1/3})_{max}$	—	—	—	—	—	—	6.24	8.60	8.00	9.10	10.42	10.20
'83	$(H_{1/3})_{max}$	6.13	4.92	5.32	2.92	4.04	2.84	1.79	1.79	2.81	4.60	6.46	7.31
	$(T_{1/3})_{max}$	10.90	8.87	8.63	7.94	7.50	6.78	6.28	6.13	7.17	9.02	11.21	10.30
'84	$(H_{1/3})_{max}$	6.49	4.86	4.90	3.57	2.40	1.93	1.84	5.51	2.94	3.80	3.46	5.18
	$(T_{1/3})_{max}$	9.79	9.76	9.55	7.53	6.33	7.18	6.64	8.71	7.45	9.25	7.80	8.80
累月	$(H_{1/3})_{max}$	6.49	4.92	5.32	3.57	4.04	2.84	1.84	5.51	4.11	5.98	6.88	7.31
	$(T_{1/3})_{max}$	9.79	8.87	8.63	7.53	7.50	6.78	6.64	8.71	8.00	9.10	10.42	10.30

季別・年最大有義波

年	項目＼季・年	冬	春	夏	秋	年
'78	$(H_{1/3})_{max}$					
	$(T_{1/3})_{max}$					
'79	$(H_{1/3})_{max}$					4.44
	$(T_{1/3})_{max}$					9.20
'80	$(H_{1/3})_{max}$	4.78	4.94	1.67	4.80	4.94
	$(T_{1/3})_{max}$	10.40	9.51	6.59	9.69	9.51
'81	$(H_{1/3})_{max}$	4.49	4.55	4.22	5.47	5.47
	$(T_{1/3})_{max}$	10.01	9.60	7.59	10.02	10.02
'82	$(H_{1/3})_{max}$	—	—	3.19	6.88	6.88
	$(T_{1/3})_{max}$	—	—	8.60	10.42	10.42
'83	$(H_{1/3})_{max}$	6.13	5.32	2.84	6.46	7.31
	$(T_{1/3})_{max}$	10.90	8.63	6.78	11.21	10.30
'84	$(H_{1/3})_{max}$	7.31	4.90	5.51	3.80	6.49
	$(T_{1/3})_{max}$	10.30	9.55	8.71	9.25	9.79
累季・年	$(H_{1/3})_{max}$	7.31	5.32	5.51	6.88	7.31
	$(T_{1/3})_{max}$	10.30	8.63	8.71	10.42	10.30

付表－1.7b　　深浦港　期間別平均有義波

月別平均有義波

年	項目 \ 月	1	2	3	4	5	6	7	8	9	10	11	12
'78	$(H_{1/3})_{mean}$												
	$(T_{1/3})_{mean}$												
'79	$(H_{1/3})_{mean}$												1.33 (0.818)
	$(T_{1/3})_{mean}$												5.94 (1.166)
'80	$(H_{1/3})_{mean}$	1.88 (0.918)	1.87 (0.802)	1.49 (0.948)	0.81 (0.432)	0.56 (0.266)	0.45 (0.215)	0.40 (0.142)	0.47 (0.152)	0.71 (0.390)	1.16 (0.894)	1.37 (1.002)	1.68 (0.873)
	$(T_{1/3})_{mean}$	6.69 (1.217)	6.57 (1.104)	5.91 (1.329)	4.98 (0.929)	4.56 (0.905)	4.31 (0.757)	4.13 (0.695)	4.46 (0.693)	4.85 (1.006)	5.65 (1.528)	5.84 (1.556)	6.68 (1.364)
'81	$(H_{1/3})_{mean}$	1.99 (0.579)	1.51 (0.785)	1.36 (0.855)	0.84 (0.543)	0.75 (0.559)	0.40 (0.164)	0.41 (0.205)	0.68 (0.539)	0.88 (0.752)	1.46 (1.183)	—	—
	$(T_{1/3})_{mean}$	7.03 (0.825)	6.12 (1.148)	5.76 (1.314)	5.03 (0.962)	4.92 (1.007)	4.23 (0.575)	4.19 (0.829)	4.78 (1.044)	5.08 (1.203)	5.96 (1.379)	—	—
'82	$(H_{1/3})_{mean}$	—	—	—	—	—	—	0.45 (0.240)	0.62 (0.492)	0.73 (0.778)	1.00 (0.977)	1.66 (1.234)	1.94 (1.000)
	$(T_{1/3})_{mean}$	—	—	—	—	—	—	4.70 (0.901)	5.26 (1.501)	4.97 (1.141)	5.46 (1.286)	6.10 (1.298)	6.54 (1.060)
'83	$(H_{1/3})_{mean}$	2.46 (1.171)	2.10 (1.022)	1.19 (0.822)	0.98 (0.621)	0.90 (0.531)	0.63 (0.387)	0.64 (0.314)	0.54 (0.312)	0.62 (0.455)	1.75 (0.961)	1.69 (1.354)	2.18 (1.291)
	$(T_{1/3})_{mean}$	6.84 (1.241)	6.57 (1.129)	5.34 (0.975)	5.41 (1.230)	5.25 (1.008)	4.52 (0.677)	4.90 (0.943)	4.40 (0.933)	4.80 (0.988)	6.27 (1.157)	6.22 (1.592)	6.81 (1.247)
'84	$(H_{1/3})_{mean}$	2.16 (1.189)	2.07 (0.984)	1.72 (0.967)	0.64 (0.515)	0.49 (0.393)	0.46 (0.287)	0.37 (0.273)	0.63 (0.702)	0.68 (0.552)	1.23 (0.875)	1.50 (0.752)	2.01 (1.116)
	$(T_{1/3})_{mean}$	6.85 (1.125)	6.38 (1.166)	6.06 (1.119)	4.52 (0.929)	4.16 (0.726)	4.32 (0.918)	4.22 (0.895)	4.81 (1.156)	4.98 (1.204)	6.15 (1.289)	6.00 (1.010)	6.42 (1.287)
累月	$(H_{1/3})_{mean}$	2.13 (1.031)	1.89 (0.934)	1.44 (0.921)	0.82 (0.545)	0.68 (0.480)	0.49 (0.289)	0.45 (0.257)	0.59 (0.493)	0.72 (0.605)	1.29 (0.992)	1.56 (1.163)	1.92 (1.092)
	$(T_{1/3})_{mean}$	6.84 (1.130)	6.41 (1.152)	5.76 (1.222)	4.98 (1.068)	4.72 (1.005)	4.34 (0.750)	4.41 (0.908)	4.76 (1.157)	4.93 (1.116)	5.87 (1.371)	6.05 (1.440)	6.58 (1.257)

季別・年平均有義波

年	項目 \ 季・年	冬	春	夏	秋	年
'78	$(H_{1/3})_{mean}$					
	$(T_{1/3})_{mean}$					
'79	$(H_{1/3})_{mean}$					1.33 (0.818)
	$(T_{1/3})_{mean}$					5.94 (1.166)
'80	$(H_{1/3})_{mean}$	1.82 (0.874)	0.95 (0.736)	0.44 (0.176)	1.09 (0.857)	1.08 (0.872)
	$(T_{1/3})_{mean}$	6.56 (1.183)	5.15 (1.212)	4.29 (0.729)	5.46 (1.457)	5.40 (1.460)
'81	$(H_{1/3})_{mean}$	1.72 (0.787)	0.99 (0.721)	0.49 (0.362)	1.05 (0.936)	0.99 (0.801)
	$(T_{1/3})_{mean}$	6.61 (1.205)	5.24 (1.168)	4.39 (0.873)	5.33 (1.317)	5.24 (1.332)
'82	$(H_{1/3})_{mean}$	—	—	0.53 (0.399)	1.15 (1.093)	1.08 (1.021)
	$(T_{1/3})_{mean}$	—	—	4.99 (1.277)	5.53 (1.330)	5.53 (1.373)
'83	$(H_{1/3})_{mean}$	2.16 (1.091)	1.02 (0.681)	0.60 (0.343)	1.34 (1.124)	1.31 (1.085)
	$(T_{1/3})_{mean}$	6.65 (1.154)	5.33 (1.077)	4.60 (0.881)	5.75 (1.446)	5.61 (1.405)
'84	$(H_{1/3})_{mean}$	2.14 (1.167)	0.95 (0.869)	0.49 (0.479)	1.05 (0.801)	1.15 (1.035)
	$(T_{1/3})_{mean}$	6.69 (1.199)	4.92 (1.251)	4.45 (1.031)	5.62 (1.324)	5.37 (1.452)
累季・年	$(H_{1/3})_{mean}$	1.97 (1.021)	0.98 (0.755)	0.51 (0.370)	1.15 (0.988)	1.13 (0.976)
	$(T_{1/3})_{mean}$	6.63 (1.186)	5.16 (1.189)	4.51 (0.980)	5.56 (1.393)	5.43 (1.418)

付表－1.8 a　　むつ小川原港　期間別最大有義波(1)

月別最大有義波

年	項目 ＼ 月	1	2	3	4	5	6	7	8	9	10	11	12
'70	$(H_{1/3})_{max}$												
	$(T_{1/3})_{max}$												
'71	$(H_{1/3})_{max}$												
	$(T_{1/3})_{max}$												
'72	$(H_{1/3})_{max}$												
	$(T_{1/3})_{max}$												
'73	$(H_{1/3})_{max}$												
	$(T_{1/3})_{max}$												
'74	$(H_{1/3})_{max}$				3.65	3.00	2.85	3.21	3.47	2.25	2.16	2.10	1.71
	$(T_{1/3})_{max}$				7.34	6.32	7.01	8.76	8.80	6.90	7.23	6.44	7.84
'75	$(H_{1/3})_{max}$	3.35	5.36	6.00	2.21	3.51	4.14	1.86	3.20	2.79	3.72	4.54	3.88
	$(T_{1/3})_{max}$	12.21	9.19	9.16	10.11	9.01	8.05	6.00	7.60	6.70	8.30	13.10	8.72
'76	$(H_{1/3})_{max}$	1.64	2.76	3.99	2.90	3.45	2.33	1.85	2.08	3.74	2.52	2.67	3.58
	$(T_{1/3})_{max}$	7.43	10.93	8.76	10.14	8.39	8.79	7.58	6.54	10.85	7.72	7.91	9.70
'77	$(H_{1/3})_{max}$	2.29	3.64	4.05	3.50	3.17	3.92	2.96	2.34	3.54	2.90	4.63	3.44
	$(T_{1/3})_{max}$	7.70	8.34	8.49	9.29	7.41	8.00	8.90	9.20	7.90	10.80	8.80	7.60

季別・年最大有義波

年	項目 ＼ 季・年	冬	春	夏	秋	年
'70	$(H_{1/3})_{max}$					
	$(T_{1/3})_{max}$					
'71	$(H_{1/3})_{max}$					
	$(T_{1/3})_{max}$					
'72	$(H_{1/3})_{max}$					
	$(T_{1/3})_{max}$					
'73	$(H_{1/3})_{max}$					
	$(T_{1/3})_{max}$					
'74	$(H_{1/3})_{max}$		3.65	3.47	2.25	3.65
	$(T_{1/3})_{max}$		7.34	8.80	6.90	7.34
'75	$(H_{1/3})_{max}$	5.36	6.00	4.14	4.54	6.00
	$(T_{1/3})_{max}$	9.19	9.16	8.05	13.10	9.16
'76	$(H_{1/3})_{max}$	3.88	3.99	2.33	3.74	3.99
	$(T_{1/3})_{max}$	8.72	8.76	8.79	10.85	8.76
'78	$(H_{1/3})_{max}$	3.64	4.05	3.92	4.63	4.63
	$(T_{1/3})_{max}$	8.34	8.49	8.00	8.80	8.80

付表－1.8 a　　むつ小川原港　期間別最大有義波(2)

月別最大有義波

年	項目＼月	1	2	3	4	5	6	7	8	9	10	11	12
'78	$(H_{1/3})_{max}$	3.19	2.90	3.85	3.79	4.50	2.92	1.62	2.49	2.03	3.54	3.16	2.07
	$(T_{1/3})_{max}$	10.90	7.60	7.13	11.17	9.10	7.90	9.01	10.46	9.10	6.85	8.83	10.54
'79	$(H_{1/3})_{max}$	4.22	5.49	3.05	4.72	4.70	1.29	2.69	2.67	4.66	4.76	2.99	2.38
	$(T_{1/3})_{max}$	9.02	10.49	8.19	8.90	7.84	7.30	9.53	7.13	8.87	9.78	8.51	8.75
'80	$(H_{1/3})_{max}$	4.70	1.71	2.61	4.24	4.05	1.86	3.04	3.30	3.66	5.37	3.22	5.93
	$(T_{1/3})_{max}$	9.19	10.01	9.78	7.85	7.75	7.59	7.63	8.09	7.57	10.23	8.35	9.31
'81	$(H_{1/3})_{max}$	5.56	5.33	3.70	5.09	4.62	2.37	1.98	5.67	3.95	3.05	4.89	3.36
	$(T_{1/3})_{max}$	9.18	8.90	8.48	8.20	8.99	6.74	7.37	8.70	7.94	11.11	9.51	6.99
'82	$(H_{1/3})_{max}$	3.22	3.11	5.01	4.26	6.10	4.92	2.83	3.42	3.72	5.10	2.62	2.44
	$(T_{1/3})_{max}$	8.04	12.49	12.61	8.03	9.30	11.82	7.00	7.17	8.13	9.20	10.08	7.42
'83	$(H_{1/3})_{max}$	1.75	6.02	4.01	4.61	4.94	3.65	4.51	2.43	3.75	2.18	2.70	4.90
	$(T_{1/3})_{max}$	6.00	10.48	10.54	9.58	9.49	8.66	9.06	8.48	7.77	7.56	11.47	12.40
'84	$(H_{1/3})_{max}$	3.93	4.81	4.08	4.80	3.31	1.99	2.59	3.43	2.86	3.16	1.22	3.18
	$(T_{1/3})_{max}$	7.40	9.10	13.33	9.60	7.46	6.43	8.15	8.50	6.57	7.79	4.70	12.70
累月	$(H_{1/3})_{max}$	5.56	6.02	6.00	5.09	6.10	4.92	4.51	5.67	4.66	5.37	4.89	5.93
	$(T_{1/3})_{max}$	9.18	10.48	9.16	8.20	9.30	11.82	9.06	8.70	8.87	10.23	9.51	9.31

季別・年最大有義波

年	項目＼季・年	冬	春	夏	秋	年
'78	$(H_{1/3})_{max}$	3.44	4.50	2.92	3.54	4.50
	$(T_{1/3})_{max}$	7.60	9.10	7.90	6.85	9.10
'79	$(H_{1/3})_{max}$	5.49	4.72	2.69	4.76	5.49
	$(T_{1/3})_{max}$	10.49	8.90	9.53	9.78	10.49
'80	$(H_{1/3})_{max}$	4.70	4.24	3.30	5.37	5.93
	$(T_{1/3})_{max}$	9.19	7.85	8.09	10.23	9.31
'81	$(H_{1/3})_{max}$	5.93	5.09	5.67	4.89	5.67
	$(T_{1/3})_{max}$	9.31	8.20	8.70	9.51	8.70
'82	$(H_{1/3})_{max}$	3.36	6.10	4.92	5.10	6.10
	$(T_{1/3})_{max}$	6.99	9.30	11.82	9.20	9.30
'83	$(H_{1/3})_{max}$	6.02	4.94	4.51	3.75	6.02
	$(T_{1/3})_{max}$	10.48	9.49	9.06	7.77	10.48
'84	$(H_{1/3})_{max}$	4.90	4.80	3.43	3.16	4.81
	$(T_{1/3})_{max}$	12.40	9.60	8.50	7.79	9.10
累季・年	$(H_{1/3})_{max}$	6.02	6.10	5.67	5.37	6.10
	$(T_{1/3})_{max}$	10.48	9.30	8.70	10.23	9.30

付表－1.8 b　　むつ小川原港　期間別平均有義波(1)

月別平均有義波

年	項目 ＼ 月	1	2	3	4	5	6	7	8	9	10	11	12
'70	$(H_{1/3})_{mean}$												
	$(T_{1/3})_{mean}$												
'71	$(H_{1/3})_{mean}$												
	$(T_{1/3})_{mean}$												
'72	$(H_{1/3})_{mean}$												
	$(T_{1/3})_{mean}$												
'73	$(H_{1/3})_{mean}$												
	$(T_{1/3})_{mean}$												
'74	$(H_{1/3})_{mean}$				1.10 (0.570)	0.89 (0.336)	1.32 (0.565)	1.12 (0.602)	1.09 (0.534)	1.05 (0.444)	0.78 (0.362)	0.63 (0.280)	0.71 (0.321)
	$(T_{1/3})_{mean}$				7.32 (1.521)	7.35 (1.244)	7.11 (0.952)	7.43 (1.302)	7.63 (1.468)	7.00 (1.482)	6.58 (1.915)	6.20 (2.088)	6.46 (3.079)
'75	$(H_{1/3})_{mean}$	0.79 (0.534)	1.54 (1.255)	1.80 (1.146)	0.83 (0.576)	1.07 (0.648)	1.12 (0.652)	0.87 (0.305)	0.95 (0.383)	1.09 (0.436)	1.26 (0.647)	1.57 (0.966)	0.88 (0.608)
	$(T_{1/3})_{mean}$	7.74 (3.257)	7.25 (2.991)	9.18 (1.860)	5.84 (3.238)	7.39 (1.488)	7.11 (1.271)	6.92 (0.765)	7.40 (0.972)	8.58 (1.817)	8.81 (1.757)	8.27 (2.003)	7.53 (2.538)
'76	$(H_{1/3})_{mean}$	0.50 (0.275)	1.09 (0.653)	0.95 (0.882)	0.90 (0.441)	1.14 (0.617)	1.14 (0.377)	0.88 (0.246)	0.92 (0.306)	1.48 (0.608)	0.86 (0.440)	0.68 (0.453)	0.80 (0.534)
	$(T_{1/3})_{mean}$	4.82 (2.356)	7.57 (2.805)	5.99 (3.937)	8.15 (1.740)	7.50 (2.089)	7.37 (1.297)	7.55 (1.273)	7.20 (1.113)	8.00 (1.520)	7.21 (1.815)	6.36 (2.438)	7.13 (2.959)
'77	$(H_{1/3})_{mean}$	0.58 (0.456)	0.88 (0.807)	1.08 (0.841)	1.04 (0.608)	1.01 (0.511)	1.38 (0.576)	1.06 (0.549)	1.31 (0.422)	0.96 (0.629)	1.02 (0.512)	1.17 (0.884)	0.94 (0.485)
	$(T_{1/3})_{mean}$	5.56 (2.802)	6.16 (2.492)	7.20 (2.176)	7.38 (1.636)	7.37 (1.576)	7.63 (1.760)	7.64 (0.947)	7.92 (1.113)	7.50 (1.412)	8.51 (1.920)	8.58 (1.623)	7.97 (2.610)

季別・年平均有義波

年	項目 ＼ 季・年	冬	春	夏	秋	年
'70	$(H_{1/3})_{mean}$					
	$(T_{1/3})_{mean}$					
'71	$(H_{1/3})_{mean}$					
	$(T_{1/3})_{mean}$					
'72	$(H_{1/3})_{mean}$					
	$(T_{1/3})_{mean}$					
'73	$(H_{1/3})_{mean}$					
	$(T_{1/3})_{mean}$					
'74	$(H_{1/3})_{mean}$		0.96 (0.440)	1.17 (0.577)	0.83 (0.411)	0.96 (0.501)
	$(T_{1/3})_{mean}$		7.34 (1.343)	7.41 (1.293)	6.60 (1.864)	7.00 (1.870)
'75	$(H_{1/3})_{mean}$	1.00 (0.876)	1.27 (0.939)	0.98 (0.478)	1.30 (0.738)	1.15 (0.793)
	$(T_{1/3})_{mean}$	7.15 (3.160)	7.66 (2.498)	7.15 (1.037)	8.56 (1.871)	7.72 (2.254)
'76	$(H_{1/3})_{mean}$	0.81 (0.589)	1.00 (0.679)	0.98 (0.333)	1.01 (0.612)	0.94 (0.568)
	$(T_{1/3})_{mean}$	6.60 (2.878)	7.22 (2.898)	7.37 (1.238)	7.20 (2.070)	7.07 (2.421)
'77	$(H_{1/3})_{mean}$	0.75 (0.624)	1.04 (0.667)	1.25 (0.537)	1.05 (0.694)	1.04 (0.652)
	$(T_{1/3})_{mean}$	6.28 (2.841)	7.32 (1.816)	7.73 (1.323)	8.20 (1.740)	7.46 (2.086)

付表－1.8b　　むつ小川原港　期間別平均有義波(2)

月別平均有義波

年	項目＼月	1	2	3	4	5	6	7	8	9	10	11	12
'78	$(H_{1/3})_{mean}$	1.00 (0.601)	0.83 (0.524)	0.90 (0.860)	1.08 (0.644)	1.12 (0.531)	0.79 (0.372)	0.86 (0.265)	0.78 (0.443)	0.92 (0.417)	1.00 (0.547)	0.86 (0.517)	0.74 (0.382)
	$(T_{1/3})_{mean}$	7.81 (2.336)	6.63 (1.809)	6.60 (3.352)	7.42 (2.488)	7.52 (1.030)	7.47 (1.065)	7.71 (1.171)	6.91 (1.688)	7.34 (1.600)	7.71 (2.290)	6.91 (2.572)	6.89 (2.439)
'79	$(H_{1/3})_{mean}$	0.75 (0.735)	1.39 (1.360)	0.98 (0.665)	1.35 (0.841)	1.06 (0.813)	0.64 (0.241)	0.78 (0.314)	0.87 (0.425)	0.94 (0.570)	1.15 (0.744)	1.02 (0.559)	0.69 (0.381)
	$(T_{1/3})_{mean}$	5.15 (3.050)	7.58 (2.221)	7.60 (2.672)	8.20 (1.441)	7.78 (1.294)	6.60 (1.554)	6.78 (1.108)	7.51 (1.200)	7.01 (1.476)	7.55 (2.220)	7.52 (2.804)	8.34 (2.012)
'80	$(H_{1/3})_{mean}$	0.93 (0.682)	0.64 (0.249)	0.67 (0.404)	1.17 (0.651)	1.13 (0.625)	0.84 (0.284)	1.04 (0.481)	1.57 (0.703)	1.06 (0.667)	1.00 (0.714)	0.85 (0.669)	1.51 (1.047)
	$(T_{1/3})_{mean}$	7.66 (2.364)	7.81 (2.461)	6.87 (1.804)	7.74 (1.539)	7.68 (1.148)	7.16 (1.002)	6.98 (0.858)	7.84 (1.022)	7.75 (1.145)	7.76 (2.076)	7.10 (1.942)	9.13 (2.321)
'81	$(H_{1/3})_{mean}$	0.83 (0.856)	1.32 (0.892)	0.99 (0.767)	0.94 (0.671)	1.24 (0.653)	1.10 (0.422)	0.99 (0.368)	1.23 (0.696)	1.04 (0.554)	1.00 (0.563)	0.66 (0.627)	0.81 (0.511)
	$(T_{1/3})_{mean}$	6.75 (1.850)	8.89 (1.808)	8.37 (1.897)	7.67 (1.552)	7.85 (1.592)	7.16 (1.124)	7.20 (0.915)	7.97 (1.544)	7.86 (1.443)	8.01 (1.855)	6.33 (1.658)	7.13 (2.269)
'82	$(H_{1/3})_{mean}$	1.06 (0.534)	1.03 (0.673)	1.05 (1.010)	1.23 (0.716)	1.01 (0.731)	1.09 (0.747)	1.13 (0.392)	1.06 (0.485)	1.19 (0.567)	1.40 (0.874)	0.73 (0.468)	0.63 (0.336)
	$(T_{1/3})_{mean}$	8.44 (2.335)	9.10 (2.330)	8.12 (2.452)	7.79 (1.321)	7.36 (1.296)	7.69 (1.105)	7.24 (1.034)	7.19 (1.163)	7.95 (1.284)	8.78 (2.208)	5.95 (1.356)	6.98 (1.902)
'83	$(H_{1/3})_{mean}$	0.64 (0.260)	1.09 (1.406)	1.19 (0.855)	1.31 (0.770)	0.92 (0.683)	1.56 (0.649)	1.25 (0.807)	1.01 (0.493)	1.41 (0.750)	0.71 (0.321)	0.98 (0.570)	0.87 (0.873)
	$(T_{1/3})_{mean}$	6.44 (2.004)	6.98 (2.011)	8.43 (1.703)	7.71 (1.437)	6.90 (1.250)	7.34 (1.227)	7.24 (1.044)	7.06 (1.127)	7.92 (1.613)	7.11 (1.598)	7.89 (2.200)	6.60 (2.282)
'84	$(H_{1/3})_{mean}$	0.96 (0.683)	1.05 (0.871)	1.26 (0.998)	1.51 (0.913)	1.08 (0.463)	1.01 (0.314)	1.03 (0.356)	1.06 (0.743)	0.85 (0.434)	1.03 (0.624)	0.54 (0.170)	0.88 (0.560)
	$(T_{1/3})_{mean}$	8.29 (2.732)	7.89 (2.099)	8.20 (2.727)	8.69 (1.830)	7.78 (1.068)	6.64 (0.866)	7.18 (0.767)	7.94 (1.244)	6.97 (1.036)	8.14 (2.068)	5.87 (1.222)	7.59 (2.123)
累月	$(H_{1/3})_{mean}$	0.80 (0.617)	1.08 (0.969)	1.08 (0.904)	1.15 (0.721)	1.06 (0.623)	1.08 (0.560)	1.00 (0.475)	1.08 (0.571)	1.09 (0.594)	1.02 (0.622)	0.89 (0.675)	0.86 (0.635)
	$(T_{1/3})_{mean}$	6.87 (2.835)	7.60 (2.494)	7.65 (2.718)	7.71 (1.920)	7.50 (1.424)	7.21 (1.279)	7.26 (1.069)	7.50 (1.309)	7.63 (1.533)	7.85 (2.083)	7.08 (2.271)	7.43 (2.554)

季別・年平均有義波

年	項目＼季・年	冬	春	夏	秋	年
'78	$(H_{1/3})_{mean}$	0.93 (0.545)	1.03 (0.699)	0.81 (0.369)	0.93 (0.501)	0.91 (0.543)
	$(T_{1/3})_{mean}$	7.50 (2.364)	7.18 (2.515)	7.36 (1.380)	7.33 (2.217)	7.25 (2.144)
'79	$(H_{1/3})_{mean}$	0.94 (0.940)	1.13 (0.791)	0.76 (0.348)	1.04 (0.637)	0.96 (0.724)
	$(T_{1/3})_{mean}$	6.49 (2.805)	7.85 (1.933)	6.96 (1.357)	7.36 (2.247)	7.29 (2.180)
'80	$(H_{1/3})_{mean}$	0.76 (0.495)	0.99 (0.614)	1.16 (0.605)	0.97 (0.690)	1.04 (0.693)
	$(T_{1/3})_{mean}$	7.93 (2.309)	7.43 (1.573)	7.33 (1.034)	7.54 (1.798)	7.63 (1.824)
'81	$(H_{1/3})_{mean}$	1.22 (0.981)	1.06 (0.711)	1.11 (0.524)	0.91 (0.606)	1.01 (0.674)
	$(T_{1/3})_{mean}$	8.23 (2.285)	7.97 (1.715)	7.44 (1.276)	7.42 (1.827)	7.60 (1.792)
'82	$(H_{1/3})_{mean}$	0.97 (0.586)	1.10 (0.837)	1.09 (0.562)	1.18 (0.716)	1.06 (0.685)
	$(T_{1/3})_{mean}$	8.22 (2.450)	7.76 (1.805)	7.37 (1.125)	7.89 (1.944)	7.78 (1.878)
'83	$(H_{1/3})_{mean}$	0.77 (0.848)	1.13 (0.789)	1.27 (0.699)	1.03 (0.640)	1.07 (0.796)
	$(T_{1/3})_{mean}$	6.79 (1.988)	7.67 (1.601)	7.21 (1.140)	7.63 (1.861)	7.30 (1.763)
'84	$(H_{1/3})_{mean}$	0.96 (0.816)	1.28 (0.843)	1.03 (0.511)	0.81 (0.497)	1.02 (0.681)
	$(T_{1/3})_{mean}$	7.59 (2.501)	8.22 (2.030)	7.26 (1.119)	7.03 (1.781)	7.61 (1.939)
累季・年	$(H_{1/3})_{mean}$	0.91 (0.763)	1.09 (0.755)	1.05 (0.538)	1.00 (0.635)	1.02 (0.678)
	$(T_{1/3})_{mean}$	7.28 (2.668)	7.61 (2.071)	7.33 (1.230)	7.53 (2.004)	7.44 (2.043)

付表－1.9(1)a　八戸港（ＳＧＷ，ＳＵＷ）　期間別最大有義波(1)

月別最大有義波

年	項目＼月	1	2	3	4	5	6	7	8	9	10	11	12
'70	$(H_{1/3})_{max}$												
	$(T_{1/3})_{max}$												
'71	$(H_{1/3})_{max}$			0.35	3.38	3.71	1.95	1.26	1.50	4.40	4.63	1.81	1.65
	$(T_{1/3})_{max}$			9.19	9.22	10.02	10.08	8.54	7.07	14.10	9.74	10.05	7.08
'72	$(H_{1/3})_{max}$	4.94	5.08	4.70	3.38	1.84	1.65	1.63	2.23	2.62	2.52	2.26	3.78
	$(T_{1/3})_{max}$	11.74	13.10	10.19	9.66	8.25	10.34	7.29	11.08	12.19	14,09	10.93	10.85
'73	$(H_{1/3})_{max}$	3.94	2.49	2.27	1.76	3.10	2.60	1.14	2.52	3.02	2.58	1.62	1.16
	$(T_{1/3})_{max}$	12.17	8.51	11.24	5.10	8.03	8.68	5.71	6.84	9.57	7.75	5.54	13.97
'74	$(H_{1/3})_{max}$	2.96	5.48	3.16	2.08	1.72	2.36	2.42	1.93	2.46	1.96	2.46	1.92
	$(T_{1/3})_{max}$	7.94	13.89	8.31	7.50	6.21	7.14	7.70	6.72	6.62	6.26	6.06	7.44
'75	$(H_{1/3})_{max}$	1.52	4.98	4.04	2.74	3.80	3.51	1.61	2.60	2.33	3.27	3.54	4.02
	$(T_{1/3})_{max}$	4.73	10.51	8.41	9.51	9.27	7.56	5.90	6.80	6.65	8.54	13.71	8.23
'76	$(H_{1/3})_{max}$	2.05	2.67	3.33	2.26	3.28	2.50	1.78	1.76	3.59	3.11	1.98	3.40
	$(T_{1/3})_{max}$	12.35	9.01	8.95	10.67	8.34	9.87	9.01	6.14	10.83	11.58	9.82	8.67
'77	$(H_{1/3})_{max}$	2.89	2.81	5.00	3.12	3.22	2.82	2.47	2.61	3.23	2.79	4.15	3.77
	$(T_{1/3})_{max}$	6.94	7.55	8.90	8.20	7.29	7.46	8.56	8.13	7.98	8.25	8.46	7.71

季別・年最大有義波

年	項目＼季・年	冬	春	夏	秋	年
'70	$(H_{1/3})_{max}$					
	$(T_{1/3})_{max}$					
'71	$(H_{1/3})_{max}$		3.71	1.95	4.63	4.63
	$(T_{1/3})_{max}$		10.02	10.08	9.74	9.74
'72	$(H_{1/3})_{max}$	5.08	4.70	2.23	2.62	5.08
	$(T_{1/3})_{max}$	13.10	10.19	11.08	12.19	13.10
'73	$(H_{1/3})_{max}$	3.94	3.10	2.60	3.02	3.94
	$(T_{1/3})_{max}$	12.17	8.03	8.68	9.57	12.17
'74	$(H_{1/3})_{max}$	5.48	3.16	2.42	2.46	5.48
	$(T_{1/3})_{max}$	13.89	8.31	7.70	6.62	13.89
'75	$(H_{1/3})_{max}$	4.98	4.04	3.51	3.54	4.98
	$(T_{1/3})_{max}$	10.51	8.41	7.56	13.71	10.51
'76	$(H_{1/3})_{max}$	4.02	3.33	2.50	3.59	3.59
	$(T_{1/3})_{max}$	8.23	8.95	9.87	10.83	10.83
'77	$(H_{1/3})_{max}$	3.40	5.00	2.82	4.15	5.00
	$(T_{1/3})_{max}$	8.67	8.90	7.46	8.46	8.90

付表－1.9(1)a　八戸港（ＳＧＷ，ＵＳＷ）　期間別最大有義波(2)

月別最大有義波

年	項目＼月	1	2	3	4	5	6	7	8	9	10	11	12
'78	$(H_{1/3})_{max}$	3.25	2.79	3.35	2.81	4.53	2.97	1.42	1.25	1.52	2.36	3.38	1.81
	$(T_{1/3})_{max}$	7.65	6.90	6.50	9.40	8.90	7.70	4.90	7.74	7.36	7.59	10.63	9.35
'79	$(H_{1/3})_{max}$	—	—	—	—	—	0.91	1.85	2.18	3.01	3.67	3.09	2.27
	$(T_{1/3})_{max}$	—	—	—	—	—	5.34	7.41	6.77	8.20	10.80	8.40	14.10
'80	$(H_{1/3})_{max}$	3.37	2.08	1.91	2.75	3.49	1.74	3.03	3.11	3.75	3.54	3.61	5.87
	$(T_{1/3})_{max}$	8.50	9.14	5.95	11.34	7.42	10.35	7.25	7.96	11.98	8.50	7.90	13.80
'81	$(H_{1/3})_{max}$	3.93	4.39	2.94	3.45	4.01	2.26	2.03	2.75	3.12	2.61	3.20	4.57
	$(T_{1/3})_{max}$	9.77	8.30	8.69	7.87	8.50	10.33	6.82	7.10	7.56	7.68	8.81	7.76
'82	$(H_{1/3})_{max}$	2.92	3.00	4.96	4.54	5.24	5.10	2.08	1.78	3.45	3.04	2.06	2.10
	$(T_{1/3})_{max}$	7.85	12.97	10.90	8.40	8.61	11.22	7.90	6.16	9.87	11.74	8.10	7.60
'83	$(H_{1/3})_{max}$	2.23	5.92	4.60	2.69	4.50	3.30	4.21	2.00	3.85	1.46	3.10	6.09
	$(T_{1/3})_{max}$	5.95	10.40	9.56	8.98	9.68	7.14	8.69	8.73	12.36	6.53	11.50	13.11
'84	$(H_{1/3})_{max}$	3.64	2.19	3.96	3.92	2.32	1.50	1.53	4.45	2.61	2.01	1.62	4.89
	$(T_{1/3})_{max}$	8.51	8.20	13.07	8.82	10.07	9.26	7.22	10.15	7.08	11.10	5.41	12.42
累月	$(H_{1/3})_{max}$	4.94	5.92	5.00	4.54	5.24	5.10	4.21	4.45	4.40	4.63	4.15	6.09
	$(T_{1/3})_{max}$	11.74	10.40	8.90	8.40	8.61	11.22	8.69	10.15	14.10	9.74	8.46	13.11

季別・年最大有義波

年	項目＼季・年	冬	春	夏	秋	年
'78	$(H_{1/3})_{max}$	3.77	4.53	2.97	3.38	4.53
	$(T_{1/3})_{max}$	7.71	8.90	7.70	10.63	8.90
'79	$(H_{1/3})_{max}$	1.81	—	2.18	3.67	3.67
	$(T_{1/3})_{max}$	9.35	—	6.77	10.80	10.80
'80	$(H_{1/3})_{max}$	3.37	3.49	3.11	3.75	5.87
	$(T_{1/3})_{max}$	8.50	7.42	7.96	11.98	13.80
'81	$(H_{1/3})_{max}$	5.87	4.01	2.75	3.20	4.57
	$(T_{1/3})_{max}$	13.80	8.50	7.10	8.81	7.76
'82	$(H_{1/3})_{max}$	4.57	5.24	5.10	3.45	5.24
	$(T_{1/3})_{max}$	7.76	8.61	11.22	9.87	8.61
'83	$(H_{1/3})_{max}$	5.92	4.60	4.21	3.85	6.09
	$(T_{1/3})_{max}$	10.40	9.56	8.69	12.36	13.11
'84	$(H_{1/3})_{max}$	6.09	3.96	4.45	2.61	4.89
	$(T_{1/3})_{max}$	13.11	13.07	10.15	7.08	12.42
累季・年	$(H_{1/3})_{max}$	6.09	5.24	5.10	4.63	6.09
	$(T_{1/3})_{max}$	13.11	8.61	11.22	9.74	13.11

付表－1.9(1)b　八戸港（ＳＧＷ，ＵＳＷ）　期間別平均有義波(1)

月別平均有義波

年	項目	1	2	3	4	5	6	7	8	9	10	11	12
'70	$(H_{1/3})_{mean}$												
	$(T_{1/3})_{mean}$												
'71	$(H_{1/3})_{mean}$			0.32 (0.020)	0.57 (0.536)	0.76 (0.653)	0.41 (0.267)	0.38 (0.180)	0.44 (0.227)	1.29 (1.056)	0.86 (0.553)	0.51 (0.235)	0.40 (0.213)
	$(T_{1/3})_{mean}$			9.35 (0.104)	10.61 (1.566)	10.31 (1.231)	10.61 (1.480)	10.94 (1.616)	10.67 (1.727)	10.60 (1.683)	11.00 (1.217)	11.46 (1.313)	10.69 (1.541)
'72	$(H_{1/3})_{mean}$	1.31 (1.262)	1.09 (0.784)	1.22 (0.943)	0.82 (0.434)	0.56 (0.367)	0.61 (0.274)	0.48 (0.205)	0.57 (0.369)	0.83 (0.513)	0.61 (0.360)	0.70 (0.437)	0.88 (0.668)
	$(T_{1/3})_{mean}$	10.85 (1.875)	11.14 (1.861)	11.51 (1.526)	9.99 (0.823)	9.83 (1.679)	9.99 (1.168)	10.76 (1.550)	11.75 (1.563)	10.59 (1.565)	10.89 (1.370)	10.71 (1.680)	11.45 (1.895)
'73	$(H_{1/3})_{mean}$	1.25 (0.860)	0.52 (0.329)	1.16 (0.533)	0.74 (0.312)	0.68 (0.513)	0.67 (0.509)	0.34 (0.266)	0.58 (0.340)	1.09 (0.552)	1.04 (0.417)	0.65 (0.293)	0.56 (0.197)
	$(T_{1/3})_{mean}$	10.73 (1.677)	10.66 (1.502)	8.54 (2.759)	6.83 (1.731)	6.11 (2.420)	6.01 (1.807)	4.27 (2.419)	6.02 (1.771)	7.19 (1.832)	8.12 (2.072)	6.16 (2.047)	6.33 (2.427)
'74	$(H_{1/3})_{mean}$	1.08 (0.532)	1.20 (1.153)	0.90 (0.539)	0.79 (0.343)	0.66 (0.236)	1.09 (0.444)	0.92 (0.492)	0.67 (0.301)	0.87 (0.388)	0.76 (0.312)	0.72 (0.318)	0.90 (0.300)
	$(T_{1/3})_{mean}$	7.17 (2.432)	8.48 (3.012)	6.94 (2.228)	6.10 (1.763)	6.14 (1.635)	6.72 (1.070)	6.91 (1.731)	6.10 (1.713)	6.31 (1.734)	6.09 (1.885)	5.62 (1.679)	5.96 (2.353)
'75	$(H_{1/3})_{mean}$	0.63 (0.281)	1.57 (1.163)	1.46 (0.814)	0.84 (0.440)	0.89 (0.698)	0.87 (0.535)	0.65 (0.313)	0.53 (0.268)	0.82 (0.341)	1.01 (0.480)	1.27 (0.762)	1.05 (0.651)
	$(T_{1/3})_{mean}$	6.27 (1.450)	8.14 (2.444)	8.99 (2.179)	7.39 (1.632)	7.54 (1.670)	7.01 (1.318)	7.28 (1.062)	7.04 (1.154)	8.20 (1.969)	8.34 (2.291)	7.58 (2.067)	8.12 (2.367)
'76	$(H_{1/3})_{mean}$	0.64 (0.298)	1.13 (0.666)	1.00 (0.755)	0.71 (0.354)	0.77 (0.579)	0.87 (0.446)	0.65 (0.258)	0.74 (0.308)	1.18 (0.541)	0.76 (0.484)	0.62 (0.297)	0.94 (0.489)
	$(T_{1/3})_{mean}$	6.67 (2.254)	8.02 (2.617)	7.05 (2.735)	8.12 (2.143)	7.56 (1.804)	7.33 (1.380)	7.69 (1.806)	6.69 (1.375)	7.97 (1.351)	7.01 (1.958)	6.20 (1.971)	7.94 (2.363)
'77	$(H_{1/3})_{mean}$	0.77 (0.483)	0.82 (0.595)	0.95 (0.726)	0.83 (0.432)	0.87 (0.504)	1.08 (0.423)	0.80 (0.481)	1.05 (0.528)	0.80 (0.562)	0.97 (0.491)	1.09 (0.737)	1.13 (0.514)
	$(T_{1/3})_{mean}$	7.22 (2.161)	6.71 (2.302)	7.04 (2.089)	6.71 (1.730)	7.21 (1.706)	7.48 (2.066)	7.42 (2.178)	7.47 (1.099)	6.74 (1.483)	7.69 (2.045)	7.19 (2.161)	7.43 (2.655)

季別・年平均有義波

年	項目	冬	春	夏	秋	年
'70	$(H_{1/3})_{mean}$					
	$(T_{1/3})_{mean}$					
'71	$(H_{1/3})_{mean}$		0.66 (0.604)	0.44 (0.239)	0.92 (0.781)	0.66 (0.614)
	$(T_{1/3})_{mean}$		10.45 (1.417)	10.71 (1.593)	10.98 (1.454)	10.73 (1.508)
'72	$(H_{1/3})_{mean}$	0.99 (0.969)	0.88 (0.700)	0.55 (0.293)	0.71 (0.450)	0.81 (0.672)
	$(T_{1/3})_{mean}$	10.92 (1.798)	10.47 (1.593)	10.80 (1.599)	10.73 (1.551)	10.78 (1.678)
'73	$(H_{1/3})_{mean}$	0.91 (0.735)	0.79 (0.464)	0.54 (0.398)	0.92 (0.474)	0.78 (0.538)
	$(T_{1/3})_{mean}$	10.94 (1.739)	6.89 (2.335)	5.53 (2.132)	7.17 (2.147)	7.37 (2.732)
'74	$(H_{1/3})_{mean}$	0.94 (0.771)	0.78 (0.406)	0.90 (0.455)	0.78 (0.346)	0.87 (0.503)
	$(T_{1/3})_{mean}$	7.29 (2.760)	6.40 (1.934)	6.58 (1.574)	6.01 (1.793)	6.49 (2.067)
'75	$(H_{1/3})_{mean}$	1.19 (0.894)	1.06 (0.726)	0.68 (0.415)	1.03 (0.583)	0.98 (0.701)
	$(T_{1/3})_{mean}$	6.99 (2.583)	7.96 (1.976)	7.11 (1.189)	8.05 (2.141)	7.76 (1.978)
'76	$(H_{1/3})_{mean}$	0.94 (0.604)	0.83 (0.601)	0.75 (0.355)	0.85 (0.512)	0.83 (0.513)
	$(T_{1/3})_{mean}$	7.60 (2.503)	7.57 (2.311)	7.23 (1.593)	7.06 (1.925)	7.34 (2.112)
'77	$(H_{1/3})_{mean}$	0.84 (0.529)	0.89 (0.573)	0.98 (0.496)	0.95 (0.613)	0.93 (0.562)
	$(T_{1/3})_{mean}$	7.28 (2.326)	6.99 (1.864)	7.45 (1.839)	7.21 (1.956)	7.20 (2.031)

付表－1.9(1)b　八戸港（ＳＧＷ，ＵＳＷ）　期間別平均有義波(2)

月別平均有義波

年	項目	1月	2	3	4	5	6	7	8	9	10	11	12
'78	$(H_{1/3})_{mean}$	1.14 (0.611)	0.93 (0.464)	1.05 (0.758)	0.98 (0.546)	0.83 (0.501)	0.62 (0.416)	0.63 (0.155)	0.54 (0.171)	0.78 (0.263)	0.96 (0.436)	0.94 (0.605)	0.86 (0.372)
	$(T_{1/3})_{mean}$	6.95 (1.867)	5.98 (1.668)	6.90 (2.177)	7.40 (2.391)	7.01 (1.380)	6.13 (1.189)	7.21 (1.401)	6.05 (1.300)	6.29 (1.374)	6.60 (1.773)	6.22 (1.714)	7.47 (1.709)
'79	$(H_{1/3})_{mean}$	—	—	—	—	—	0.45 (0.166)	0.72 (0.280)	0.66 (0.294)	0.76 (0.412)	1.03 (0.667)	1.01 (0.512)	0.75 (0.390)
	$(T_{1/3})_{mean}$	—	—	—	—	—	6.15 (1.253)	5.90 (0.927)	7.30 (1.449)	6.10 (1.356)	8.07 (1.815)	6.94 (1.986)	7.77 (2.559)
'80	$(H_{1/3})_{mean}$	1.08 (0.581)	0.77 (0.319)	0.74 (0.314)	0.99 (0.576)	0.86 (0.590)	0.74 (0.311)	0.86 (0.541)	1.35 (0.588)	0.95 (0.609)	0.90 (0.482)	0.89 (0.776)	1.59 (1.083)
	$(T_{1/3})_{mean}$	7.27 (2.502)	6.46 (2.050)	6.14 (2.000)	6.85 (1.813)	7.08 (1.483)	6.87 (1.274)	6.52 (1.020)	7.41 (1.025)	7.18 (1.515)	6.68 (2.228)	6.07 (2.022)	9.11 (2.610)
'81	$(H_{1/3})_{mean}$	0.89 (0.657)	1.38 (0.876)	0.96 (0.591)	0.80 (0.495)	1.10 (0.564)	0.88 (0.434)	0.77 (0.351)	0.94 (0.505)	0.88 (0.475)	0.86 (0.471)	0.69 (0.443)	0.88 (0.588)
	$(T_{1/3})_{mean}$	6.38 (2.016)	8.78 (2.036)	7.27 (2.328)	6.99 (1.724)	7.03 (1.628)	6.80 (1.282)	7.00 (0.896)	7.55 (1.864)	7.28 (1.569)	7.19 (2.241)	5.52 (1.598)	6.94 (2.304)
'82	$(H_{1/3})_{mean}$	1.15 (0.501)	1.10 (0.599)	1.10 (1.011)	1.10 (0.676)	0.83 (0.684)	0.84 (0.697)	0.88 (0.330)	0.77 (0.324)	1.04 (0.681)	1.12 (0.658)	0.81 (0.376)	0.67 (0.311)
	$(T_{1/3})_{mean}$	8.46 (2.398)	8.65 (2.743)	7.62 (2.950)	7.23 (1.595)	7.33 (1.755)	6.57 (1.494)	7.04 (1.098)	7.05 (1.429)	7.47 (1.654)	8.56 (2.365)	6.15 (1.800)	6.26 (1.980)
'83	$(H_{1/3})_{mean}$	0.76 (0.283)	1.17 (1.287)	1.24 (0.857)	0.89 (0.503)	0.76 (0.589)	1.43 (0.560)	1.07 (0.757)	0.85 (0.374)	1.50 (0.759)	0.71 (0.246)	0.97 (0.493)	1.11 (1.030)
	$(T_{1/3})_{mean}$	6.49 (1.829)	6.34 (2.063)	7.97 (2.278)	7.07 (1.656)	6.23 (1.536)	7.27 (1.245)	6.98 (1.058)	6.90 (1.439)	7.88 (1.762)	6.57 (1.902)	7.76 (2.128)	6.67 (2.552)
'84	$(H_{1/3})_{mean}$	1.12 (0.705)	0.88 (0.382)	1.40 (1.015)	1.34 (0.797)	0.93 (0.411)	0.71 (0.243)	0.81 (0.228)	1.00 (0.852)	0.90 (0.386)	0.86 (0.466)	0.77 (0.338)	1.13 (0.737)
	$(T_{1/3})_{mean}$	8.60 (3.008)	6.97 (2.128)	7.95 (3.092)	8.58 (2.031)	7.38 (1.136)	6.08 (1.022)	6.94 (0.792)	7.50 (1.447)	7.19 (1.609)	6.69 (2.035)	5.31 (1.051)	6.82 (2.413)
累月	$(H_{1/3})_{mean}$	1.01 (0.691)	1.06 (0.838)	1.09 (0.801)	0.88 (0.546)	0.81 (0.560)	0.83 (0.504)	0.74 (0.433)	0.78 (0.494)	0.97 (0.603)	0.89 (0.500)	0.84 (0.550)	0.95 (0.690)
	$(T_{1/3})_{mean}$	7.86 (2.676)	8.05 (2.752)	7.78 (2.740)	7.64 (2.166)	7.42 (2.001)	7.24 (1.900)	7.29 (2.001)	7.38 (2.040)	7.60 (2.075)	7.83 (2.447)	6.96 (2.481)	7.70 (2.810)

季別・年平均有義波

年	項目	季・年 冬	春	夏	秋	年
'78	$(H_{1/3})_{mean}$	1.07 (0.544)	0.94 (0.610)	0.60 (0.276)	0.90 (0.468)	0.85 (0.513)
	$(T_{1/3})_{mean}$	6.81 (2.196)	7.11 (2.025)	6.46 (1.403)	6.38 (1.652)	6.63 (1.760)
'79	$(H_{1/3})_{mean}$	0.86 (0.372)	—	0.63 (0.285)	0.93 (0.557)	0.79 (0.464)
	$(T_{1/3})_{mean}$	7.47 (1.709)	—	6.50 (1.387)	7.05 (1.919)	6.92 (1.877)
'80	$(H_{1/3})_{mean}$	0.87 (0.473)	0.86 (0.519)	0.99 (0.561)	0.92 (0.633)	0.98 (0.650)
	$(T_{1/3})_{mean}$	7.17 (2.445)	6.69 (1.822)	6.93 (1.171)	6.64 (2.000)	6.97 (2.008)
'81	$(H_{1/3})_{mean}$	1.28 (0.936)	0.96 (0.565)	0.86 (0.440)	0.81 (0.471)	0.92 (0.573)
	$(T_{1/3})_{mean}$	8.04 (2.560)	7.10 (1.924)	7.12 (1.441)	6.66 (2.008)	7.04 (1.968)
'82	$(H_{1/3})_{mean}$	1.04 (0.576)	1.01 (0.816)	0.83 (0.484)	0.99 (0.603)	0.95 (0.626)
	$(T_{1/3})_{mean}$	8.00 (2.596)	7.39 (2.193)	6.89 (1.370)	7.40 (2.200)	7.36 (2.167)
'83	$(H_{1/3})_{mean}$	0.86 (0.800)	0.96 (0.698)	1.11 (0.631)	1.06 (0.632)	1.04 (0.748)
	$(T_{1/3})_{mean}$	6.35 (1.965)	7.09 (1.986)	7.05 (1.268)	7.40 (2.026)	7.02 (1.921)
'84	$(H_{1/3})_{mean}$	1.07 (0.809)	1.22 (0.803)	0.84 (0.544)	0.85 (0.392)	1.00 (0.654)
	$(T_{1/3})_{mean}$	7.50 (2.813)	7.96 (2.264)	6.85 (1.264)	6.45 (1.756)	7.25 (2.155)
累季・年	$(H_{1/3})_{mean}$	1.00 (0.740)	0.92 (0.650)	0.78 (0.479)	0.90 (0.555)	0.90 (0.612)
	$(T_{1/3})_{mean}$	7.89 (2.757)	7.61 (2.312)	7.30 (1.982)	7.47 (2.369)	7.55 (2.362)

付表－1.9(2)a　八戸港（ＵＳＷ）　期間別最大有義波(1)

月別最大有義波

年	項目 \ 月	1	2	3	4	5	6	7	8	9	10	11	12
'70	$(H_{1/3})_{max}$												
	$(T_{1/3})_{max}$												
'71	$(H_{1/3})_{max}$												
	$(T_{1/3})_{max}$												
'72	$(H_{1/3})_{max}$												
	$(T_{1/3})_{max}$												
'73	$(H_{1/3})_{max}$			1.30	1.76	3.10	2.60	1.14	2.52	3.02	2.58	1.62	1.16
	$(T_{1/3})_{max}$			6.04	5.10	8.03	8.68	5.71	6.84	9.57	7.75	5.54	13.97
'74	$(H_{1/3})_{max}$	2.96	5.48	3.16	2.08	1.72	2.36	2.42	1.93	2.46	1.96	2.46	1.92
	$(T_{1/3})_{max}$	7.94	13.89	8.31	7.50	6.21	7.14	7.70	6.72	6.62	6.26	6.06	7.44
'75	$(H_{1/3})_{max}$	1.52	4.98	4.04	2.74	3.80	3.51	1.61	2.60	2.33	3.27	3.54	4.02
	$(T_{1/3})_{max}$	4.73	10.51	8.41	9.51	9.27	7.56	5.90	6.80	6.65	8.54	13.71	8.23
'76	$(H_{1/3})_{max}$	2.05	2.67	3.33	2.26	3.28	2.50	1.78	1.76	3.59	3.11	1.98	3.40
	$(T_{1/3})_{max}$	12.35	9.01	8.95	10.67	8.34	9.87	9.01	6.14	10.83	11.58	9.82	8.67
'77	$(H_{1/3})_{max}$	2.89	2.81	5.00	3.12	3.22	2.82	2.47	2.61	3.23	2.79	4.15	3.77
	$(T_{1/3})_{max}$	6.94	7.55	8.90	8.20	7.29	7.46	8.56	8.13	7.98	8.25	8.46	7.71

季別・年最大有義波

年	項目 \ 季・年	冬	春	夏	秋	年
'70	$(H_{1/3})_{max}$					
	$(T_{1/3})_{max}$					
'71	$(H_{1/3})_{max}$					
	$(T_{1/3})_{max}$					
'72	$(H_{1/3})_{max}$					
	$(T_{1/3})_{max}$					
'73	$(H_{1/3})_{max}$		3.10	2.60	3.02	3.10
	$(T_{1/3})_{max}$		8.03	8.68	9.57	8.03
'74	$(H_{1/3})_{max}$	5.48	3.16	2.42	2.46	5.48
	$(T_{1/3})_{max}$	13.89	8.31	7.70	6.62	13.89
'75	$(H_{1/3})_{max}$	4.98	4.04	3.51	3.54	4.98
	$(T_{1/3})_{max}$	10.51	8.41	7.56	13.71	10.51
'76	$(H_{1/3})_{max}$	4.02	3.33	2.50	3.59	3.59
	$(T_{1/3})_{max}$	8.23	8.95	9.87	10.83	10.83
'77	$(H_{1/3})_{max}$	3.40	5.50	2.82	4.15	5.00
	$(T_{1/3})_{max}$	8.67	8.90	7.46	8.46	8.90

付表－1.9(2)a　八戸港（ＵＳＷ）　期間別最大有義波(2)

月別最大有義波

年	項目＼月	1	2	3	4	5	6	7	8	9	10	11	12
'78	$(H_{1/3})_{max}$	3.25	2.79	3.35	2.81	4.53	2.97	1.42	1.25	1.52	2.36	3.38	1.81
	$(T_{1/3})_{max}$	7.65	6.90	6.50	9.40	8.90	7.70	4.90	7.74	7.36	7.59	10.63	9.35
'79	$(H_{1/3})_{max}$	—	—	—	—	—	0.91	1.85	2.18	3.01	3.67	3.09	2.27
	$(T_{1/3})_{max}$	—	—	—	—	—	5.34	7.41	6.77	8.20	10.80	8.40	14.10
'80	$(H_{1/3})_{max}$	3.37	2.08	1.91	2.75	3.49	1.74	3.03	3.11	3.75	3.54	3.61	5.87
	$(T_{1/3})_{max}$	8.50	9.14	5.95	11.34	7.42	10.35	7.25	7.96	11.98	8.50	7.90	13.80
'81	$(H_{1/3})_{max}$	3.93	4.39	2.94	3.45	4.01	2.26	2.03	2.75	3.12	2.61	3.20	4.57
	$(T_{1/3})_{max}$	9.77	8.30	8.69	7.87	8.50	10.33	6.82	7.10	7.56	7.68	8.81	7.76
'82	$(H_{1/3})_{max}$	2.92	3.00	4.96	4.54	5.24	5.10	2.08	1.78	3.45	3.04	2.06	2.10
	$(T_{1/3})_{max}$	7.85	12.97	10.90	8.40	8.61	11.22	7.90	6.16	9.87	11,74	8.10	7.60
'83	$(H_{1/3})_{max}$	2.23	5.92	4.60	2.69	4.50	3.30	4.21	2.00	3.85	1.46	3.10	6.09
	$(T_{1/3})_{max}$	5.95	10.40	9.56	8.98	9.68	7.14	8.69	8.73	12.36	6.53	11.50	13.11
'84	$(H_{1/3})_{max}$	3.64	2.19	3.96	3.92	2.32	1.50	1.53	4.45	2.61	2.01	1.62	4.89
	$(T_{1/3})_{max}$	8.51	8.20	13.07	8.82	10.07	9.26	7.22	10.15	7.08	11.10	5.41	12.42
累月	$(H_{1/3})_{max}$	3.93	5.92	5.00	4.54	5.24	5.10	4.21	4.45	3.85	3.67	4.15	6.09
	$(T_{1/3})_{max}$	9.77	10.40	8.90	8.40	8.61	11.22	8.69	10.15	12.36	10.80	8.46	13.11

季別・年最大有義波

年	項目＼季・年	冬	春	夏	秋	年
'78	$(H_{1/3})_{max}$	3.77	4.53	2.97	3.38	4.53
	$(T_{1/3})_{max}$	7.71	8.90	7.70	10.63	8.90
'79	$(H_{1/3})_{max}$	1.81	—	2.18	3.67	3.67
	$(T_{1/3})_{max}$	9.35	—	6.77	10.80	10.80
'80	$(H_{1/3})_{max}$	3.37	3.49	3.11	3.75	5.87
	$(T_{1/3})_{max}$	8.50	7.42	7.96	11.98	13.80
'81	$(H_{1/3})_{max}$	5.87	4.01	2.75	3.20	4.57
	$(T_{1/3})_{max}$	13.80	8.50	7.10	8.81	7.76
'82	$(H_{1/3})_{max}$	4.57	5.24	5.10	3.45	5.24
	$(T_{1/3})_{max}$	7.76	8.61	11.22	9.87	8.61
'83	$(H_{1/3})_{max}$	5.92	4.60	4.21	3.85	6.09
	$(T_{1/3})_{max}$	10.40	9.56	8.69	12.36	13.11
'84	$(H_{1/3})_{max}$	6.09	3.96	4.45	2.61	4.89
	$(T_{1/3})_{max}$	13.11	13.07	10.15	7.08	12.42
累季・年	$(H_{1/3})_{max}$	6.09	5.24	5.10	4.15	6.09
	$(T_{1/3})_{max}$	13.11	8.61	11.22	8.46	13.11

付表－1.9(2)b　八戸港（ＵＳＷ）　期間別平均有義波(1)

月別平均有義波

年	項目＼月	1	2	3	4	5	6	7	8	9	10	11	12
'70	$(H_{1/3})_{mean}$												
	$(T_{1/3})_{mean}$												
'71	$(H_{1/3})_{mean}$												
	$(T_{1/3})_{mean}$												
'72	$(H_{1/3})_{mean}$												
	$(T_{1/3})_{mean}$												
'73	$(H_{1/3})_{mean}$			0.87 (0.234)	0.74 (0.312)	0.68 (0.513)	0.67 (0.509)	0.34 (0.266)	0.58 (0.340)	1.09 (0.552)	1.04 (0.417)	0.65 (0.293)	0.56 (0.197)
	$(T_{1/3})_{mean}$			6.98 (1.514)	6.83 (1.731)	6.11 (2.420)	6.01 (1.807)	4.27 (2.419)	6.02 (1.771)	7.19 (1.832)	8.12 (2.072)	6.16 (2.047)	6.33 (2.427)
'74	$(H_{1/3})_{mean}$	1.08 (0.532)	1.20 (1.153)	0.90 (0.539)	0.79 (0.343)	0.66 (0.236)	1.09 (0.444)	0.92 (0.492)	0.67 (0.301)	0.87 (0.388)	0.76 (0.312)	0.72 (0.318)	0.90 (0.300)
	$(T_{1/3})_{mean}$	7.17 (2.432)	8.48 (3.012)	6.94 (2.228)	6.10 (1.763)	6.14 (1.635)	6.72 (1.070)	6.91 (1.731)	6.10 (1.713)	6.31 (1.734)	6.09 (1.885)	5.62 (1.679)	5.96 (2.353)
'75	$(H_{1/3})_{mean}$	0.63 (0.281)	1.57 (1.163)	1.46 (0.814)	0.84 (0.440)	0.89 (0.698)	0.87 (0.535)	0.65 (0.313)	0.53 (0.268)	0.82 (0.341)	1.01 (0.480)	1.27 (0.762)	1.05 (0.651)
	$(T_{1/3})_{mean}$	6.27 (1.450)	8.14 (2.444)	8.99 (2.179)	7.39 (1.632)	7.54 (1.670)	7.01 (1.318)	7.28 (1.062)	7.04 (1.154)	8.20 (1.969)	8.34 (2.291)	7.58 (2.067)	8.12 (2.367)
'76	$(H_{1/3})_{mean}$	0.64 (0.298)	1.13 (0.666)	1.00 (0.755)	0.71 (0.354)	0.77 (0.579)	0.87 (0.446)	0.65 (0.258)	0.74 (0.308)	1.18 (0.541)	0.76 (0.484)	0.62 (0.297)	0.94 (0.489)
	$(T_{1/3})_{mean}$	6.67 (2.254)	8.02 (2.617)	7.05 (2.735)	8.12 (2.143)	7.56 (1.804)	7.33 (1.380)	7.69 (1.806)	6.69 (1.375)	7.97 (1.351)	7.01 (1.958)	6.20 (1.971)	7.94 (2.363)
'77	$(H_{1/3})_{mean}$	0.77 (0.483)	0.82 (0.595)	0.95 (0.726)	0.83 (0.432)	0.87 (0.504)	1.08 (0.423)	0.80 (0.481)	1.05 (0.528)	0.80 (0.562)	0.97 (0.491)	1.09 (0.737)	1.13 (0.514)
	$(T_{1/3})_{mean}$	7.22 (2.161)	6.71 (2.302)	7.04 (2.089)	6.71 (1.730)	7.21 (1.706)	7.48 (2.066)	7.42 (2.178)	7.47 (1.099)	6.74 (1.483)	7.69 (2.045)	7.19 (2.161)	7.43 (2.655)

季別・年平均有義波

年	項目＼季・年	冬	春	夏	秋	年
'70	$(H_{1/3})_{mean}$					
	$(T_{1/3})_{mean}$					
'71	$(H_{1/3})_{mean}$					
	$(T_{1/3})_{mean}$					
'72	$(H_{1/3})_{mean}$					
	$(T_{1/3})_{mean}$					
'73	$(H_{1/3})_{mean}$		0.73 (0.393)	0.54 (0.398)	0.92 (0.474)	0.74 (0.444)
	$(T_{1/3})_{mean}$		6.59 (2.016)	5.53 (2.132)	7.17 (2.147)	6.51 (2.238)
'74	$(H_{1/3})_{mean}$	0.94 (0.771)	0.78 (0.406)	0.90 (0.455)	0.78 (0.346)	0.87 (0.503)
	$(T_{1/3})_{mean}$	7.29 (2.760)	6.40 (1.934)	6.58 (1.574)	6.01 (1.793)	6.49 (2.067)
'75	$(H_{1/3})_{mean}$	1.19 (0.894)	1.06 (0.726)	0.68 (0.415)	1.03 (0.583)	0.98 (0.701)
	$(T_{1/3})_{mean}$	6.99 (2.583)	7.96 (1.976)	7.11 (1.189)	8.05 (2.141)	7.76 (1.978)
'76	$(H_{1/3})_{mean}$	0.94 (0.604)	0.83 (0.601)	0.75 (0.355)	0.85 (0.512)	0.83 (0.513)
	$(T_{1/3})_{mean}$	7.60 (2.503)	7.57 (2.311)	7.23 (1.593)	7.06 (1.925)	7.34 (2.112)
'77	$(H_{1/3})_{mean}$	0.84 (0.529)	0.89 (0.573)	0.98 (0.496)	0.95 (0.613)	0.93 (0.562)
	$(T_{1/3})_{mean}$	7.28 (2.326)	6.99 (1.864)	7.45 (1.839)	7.21 (1.956)	7.20 (2.031)

付表－1.9(2)b　八戸港（ＵＳＷ）　期間別平均有義波(2)

月別平均有義波

年	項目＼月	1	2	3	4	5	6	7	8	9	10	11	12
'78	$(H_{1/3})_{mean}$	1.14 (0.611)	0.93 (0.464)	1.05 (0.758)	0.98 (0.546)	0.83 (0.501)	0.62 (0.416)	0.63 (0.155)	0.54 (0.171)	0.78 (0.263)	0.96 (0.436)	0.94 (0.605)	0.86 (0.372)
	$(T_{1/3})_{mean}$	6.95 (1.867)	5.98 (1.668)	6.90 (2.177)	7.40 (2.391)	7.01 (1.380)	6.13 (1.189)	7.21 (1.401)	6.05 (1.300)	6.29 (1.374)	6.60 (1.773)	6.22 (1.714)	7.47 (1.709)
'79	$(H_{1/3})_{mean}$	—	—	—	—	—	0.45 (0.166)	0.72 (0.280)	0.66 (0.294)	0.76 (0.412)	1.03 (0.667)	1.01 (0.512)	0.75 (0.390)
	$(T_{1/3})_{mean}$	—	—	—	—	—	6.15 (1.253)	5.90 (0.927)	7.30 (1.449)	6.10 (1.356)	8.07 (1.815)	6.94 (1.986)	7.77 (2.559)
'80	$(H_{1/3})_{mean}$	1.08 (0.581)	0.77 (0.319)	0.74 (0.314)	0.99 (0.576)	0.86 (0.590)	0.74 (0.311)	0.86 (0.541)	1.35 (0.588)	0.95 (0.609)	0.90 (0.482)	0.89 (0.776)	1.59 (1.083)
	$(T_{1/3})_{mean}$	7.27 (2.502)	6.46 (2.050)	6.14 (2.000)	6.85 (1.813)	7.08 (1.483)	6.87 (1.274)	6.52 (1.020)	7.41 (1.025)	7.18 (1.515)	6.68 (2.228)	6.07 (2.022)	9.11 (2.610)
'81	$(H_{1/3})_{mean}$	0.89 (0.657)	1.38 (0.876)	0.96 (0.591)	0.80 (0.495)	1.10 (0.564)	0.88 (0.434)	0.77 (0.351)	0.94 (0.505)	0.88 (0.475)	0.86 (0.471)	0.69 (0.443)	0.88 (0.588)
	$(T_{1/3})_{mean}$	6.38 (2.016)	8.78 (2.036)	7.27 (2.328)	6.99 (1.724)	7.03 (1.628)	6.80 (1.282)	7.0 (0.896)	7.55 (1.864)	7.28 (1.569)	7.19 (2.241)	5.52 (1.598)	6.94 (2.304)
'82	$(H_{1/3})_{mean}$	1.15 (0.501)	1.10 (0.599)	1.10 (1.011)	1.10 (0.676)	0.83 (0.684)	0.84 (0.697)	0.88 (0.330)	0.77 (0.324)	1.04 (0.681)	1.12 (0.658)	0.81 (0.376)	0.67 (0.311)
	$(T_{1/3})_{mean}$	8.46 (2.398)	8.65 (2.743)	7.62 (2.950)	7.23 (1.595)	7.33 (1.755)	6.57 (1.494)	7.04 (1.098)	7.05 (1.429)	7.47 (1.654)	8.56 (2.365)	6.15 (1.800)	6.26 (1.980)
'83	$(H_{1/3})_{mean}$	0.76 (0.283)	1.17 (1.287)	1.24 (0.857)	0.89 (0.503)	0.76 (0.589)	1.43 (0.560)	1.07 (0.757)	0.85 (0.374)	1.50 (0.759)	0.71 (0.246)	0.97 (0.493)	1.11 (1.030)
	$(T_{1/3})_{mean}$	6.49 (1.829)	6.34 (2.063)	7.97 (2.278)	7.07 (1.656)	6.23 (1.536)	7.27 (1.245)	6.98 (1.058)	6.90 (1.439)	7.88 (1.762)	6.57 (1.902)	7.76 (2.128)	6.67 (2.552)
'84	$(H_{1/3})_{mean}$	1.12 (0.705)	0.88 (0.382)	1.40 (1.015)	1.34 (0.797)	0.93 (0.411)	0.71 (0.243)	0.81 (0.228)	1.00 (0.852)	0.90 (0.386)	0.86 (0.466)	0.77 (0.338)	1.13 (0.737)
	$(T_{1/3})_{mean}$	8.60 (3.008)	6.97 (2.128)	7.95 (3.092)	8.58 (2.031)	7.38 (1.136)	6.08 (1.022)	6.94 (0.792)	7.50 (1.447)	7.19 (1.609)	6.69 (2.035)	5.31 (1.050)	6.82 (2.413)
累月	$(H_{1/3})_{mean}$	0.96 (0.570)	1.10 (0.860)	1.07 (0.784)	0.91 (0.547)	0.84 (0.560)	0.88 (0.517)	0.78 (0.440)	0.81 (0.501)	0.97 (0.559)	0.92 (0.498)	0.87 (0.562)	0.98 (0.695)
	$(T_{1/3})_{mean}$	7.25 (2.421)	7.46 (2.547)	7.37 (2.523)	7.21 (1.963)	6.99 (1.723)	6.75 (1.461)	6.86 (1.582)	6.94 (1.540)	7.16 (1.741)	7.33 (2.208)	6.41 (2.037)	7.22 (2.580)

季別・年平均有義波

年	項目＼季・年	冬	春	夏	秋	年
'78	$(H_{1/3})_{mean}$	1.07 (0.544)	0.94 (0.610)	0.60 (0.276)	0.90 (0.468)	0.85 (0.513)
	$(T_{1/3})_{mean}$	6.81 (2.196)	7.11 (2.025)	6.46 (1.403)	6.38 (1.652)	6.63 (1.760)
'79	$(H_{1/3})_{mean}$	0.86 (0.372)	—	0.63 (0.285)	0.93 (0.557)	0.79 (0.464)
	$(T_{1/3})_{mean}$	7.47 (1.709)	—	6.50 (1.387)	7.05 (1.919)	6.92 (1.877)
'80	$(H_{1/3})_{mean}$	0.87 (0.473)	0.86 (0.519)	0.99 (0.561)	0.92 (0.633)	0.98 (0.650)
	$(T_{1/3})_{mean}$	7.17 (2.445)	6.69 (1.822)	6.93 (1.171)	6.64 (2.000)	6.97 (2.008)
'81	$(H_{1/3})_{mean}$	1.28 (0.936)	0.96 (0.565)	0.86 (0.440)	0.81 (0.471)	0.92 (0.573)
	$(T_{1/3})_{mean}$	8.04 (2.560)	7.10 (1.924)	7.12 (1.441)	6.66 (2.008)	7.04 (1.968)
'82	$(H_{1/3})_{mean}$	1.04 (0.576)	1.01 (0.816)	0.83 (0.484)	0.99 (0.603)	0.95 (0.626)
	$(T_{1/3})_{mean}$	8.00 (2.596)	7.39 (2.193)	6.89 (1.370)	7.40 (2.200)	7.36 (2.167)
'83	$(H_{1/3})_{mean}$	0.86 (0.800)	0.96 (0.698)	1.11 (0.631)	1.06 (0.632)	1.04 (0.748)
	$(T_{1/3})_{mean}$	6.35 (1.965)	7.09 (1.986)	7.05 (1.268)	7.40 (2.026)	7.02 (1.921)
'84	$(H_{1/3})_{mean}$	1.07 (0.809)	1.22 (0.803)	0.84 (0.544)	0.85 (0.392)	1.00 (0.654)
	$(T_{1/3})_{mean}$	7.50 (2.813)	7.96 (2.264)	6.85 (1.264)	6.45 (1.756)	7.25 (2.155)
累季・年	$(H_{1/3})_{mean}$	1.01 (0.717)	0.94 (0.643)	0.82 (0.488)	0.92 (0.542)	0.92 (0.601)
	$(T_{1/3})_{mean}$	7.32 (2.526)	7.18 (2.092)	6.85 (1.532)	6.97 (2.043)	7.06 (2.058)

付表－1.10a　　宮古港　期間別最大有義波

月別最大有義波

年	項目＼月	1	2	3	4	5	6	7	8	9	10	11	12
'78	$(H_{1/3})_{max}$												
	$(T_{1/3})_{max}$												
'79	$(H_{1/3})_{max}$												
	$(T_{1/3})_{max}$												
'80	$(H_{1/3})_{max}$												
	$(T_{1/3})_{max}$												
'81	$(H_{1/3})_{max}$							2.09	0.93	2.35	1.80	1.36	2.96
	$(T_{1/3})_{max}$							7.50	6.60	7.70	8.61	6.31	7.75
'82	$(H_{1/3})_{max}$	1.63	1.47	2.77	2.83	1.97	1.56	—	1.15	1.72	3.04	1.29	1.71
	$(T_{1/3})_{max}$	7.01	6.04	9.43	8.78	6.94	7.67	—	6.36	10.04	8.60	9.46	5.88
'83	$(H_{1/3})_{max}$	1.28	3.42	3.88	1.00	2.48	1.94	2.59	0.98	2.26	1.37	1.64	3.27
	$(T_{1/3})_{max}$	6.29	8.72	9.20	6.66	8.93	8.16	9.11	4.68	8.28	5.36	8.86	9.89
'84	$(H_{1/3})_{max}$	2.63	2.55	2.74	2.46	1.07	0.50	0.73	2.61	1.16	2.10	1.50	2.65
	$(T_{1/3})_{max}$	8.89	8.76	12.50	9.09	7.77	3.81	5.37	9.40	5.94	7.34	7.30	7.65
累月	$(H_{1/3})_{max}$	2.63	3.42	3.88	2.83	2.48	1.94	2.59	2.61	2.35	3.04	1.64	3.27
	$(T_{1/3})_{max}$	8.89	8.72	9.20	8.78	8.93	8.16	9.11	9.40	7.70	8.60	8.86	9.89

季別・年最大有義波

年	項目＼季・年	冬	春	夏	秋	年
'78	$(H_{1/3})_{max}$					
	$(T_{1/3})_{max}$					
'79	$(H_{1/3})_{max}$					
	$(T_{1/3})_{max}$					
'80	$(H_{1/3})_{max}$					
	$(T_{1/3})_{max}$					
'81	$(H_{1/3})_{max}$			2.09	2.35	2.96
	$(T_{1/3})_{max}$			7.50	7.70	7.75
'82	$(H_{1/3})_{max}$	2.96	2.83	1.56	3.04	3.04
	$(T_{1/3})_{max}$	7.75	8.78	7.67	8.60	8.60
'83	$(H_{1/3})_{max}$	3.42	3.88	2.59	2.26	3.88
	$(T_{1/3})_{max}$	8.72	9.20	9.11	8.28	9.20
'84	$(H_{1/3})_{max}$	3.27	2.74	2.61	2.10	2.74
	$(T_{1/3})_{max}$	9.89	12.50	9.40	7.34	12.50
累季・年	$(H_{1/3})_{max}$	3.42	3.88	2.61	3.04	3.88
	$(T_{1/3})_{max}$	8.72	9.20	9.40	8.60	9.20

付表－1.10b　　宮古港　期間別平均有義波

月別平均有義波

年	項目＼月	1	2	3	4	5	6	7	8	9	10	11	12
'78	$(H_{1/3})_{mean}$												
	$(T_{1/3})_{mean}$												
'79	$(H_{1/3})_{mean}$												
	$(T_{1/3})_{mean}$												
'80	$(H_{1/3})_{mean}$												
	$(T_{1/3})_{mean}$												
'81	$(H_{1/3})_{mean}$							0.29 (0.289)	0.36 (0.171)	0.43 (0.293)	0.49 (0.342)	0.53 (0.254)	0.57 (0.381)
	$(T_{1/3})_{mean}$							5.14 (1.028)	6.09 (1.597)	6.33 (1.675)	6.26 (1.894)	5.95 (1.339)	6.46 (1.906)
'82	$(H_{1/3})_{mean}$	0.73 (0.320)	0.62 (0.241)	0.55 (0.446)	0.51 (0.410)	0.38 (0.331)	0.29 (0.234)	—	0.31 (0.159)	0.51 (0.341)	0.67 (0.506)	0.54 (0.281)	0.46 (0.245)
	$(T_{1/3})_{mean}$	7.44 (2.043)	6.92 (1.956)	6.56 (2.293)	6.57 (1.510)	6.03 (1.980)	4.94 (0.946)	—	6.17 (1.084)	6.80 (1.705)	8.13 (2.099)	5.96 (1.776)	5.50 (1.154)
'83	$(H_{1/3})_{mean}$	0.60 (0.201)	0.75 (0.639)	0.77 (0.596)	0.33 (0.171)	0.40 (0.353)	0.70 (0.305)	0.51 (0.473)	0.34 (0.173)	0.89 (0.443)	0.40 (0.192)	0.58 (0.284)	0.70 (0.586)
	$(T_{1/3})_{mean}$	6.62 (1.429)	6.27 (1.587)	7.37 (2.344)	5.73 (1.518)	5.92 (1.646)	7.03 (1.220)	5.80 (1.198)	5.74 (0.991)	7.86 (1.756)	6.16 (1.714)	7.27 (1.776)	6.14 (1.970)
'84	$(H_{1/3})_{mean}$	0.82 (0.434)	0.84 (0.380)	0.81 (0.567)	0.71 (0.428)	0.38 (0.203)	0.23 (0.097)	0.28 (0.093)	0.43 (0.437)	0.36 (0.170)	0.52 (0.317)	0.47 (0.307)	0.72 (0.394)
	$(T_{1/3})_{mean}$	8.10 (2.382)	7.14 (1.680)	7.50 (2.500)	7.93 (1.799)	6.39 (1.368)	4.61 (0.970)	5.84 (1.150)	5.66 (1.444)	6.25 (1.584)	6.30 (1.852)	5.07 (0.976)	6.44 (1.867)
累月	$(H_{1/3})_{mean}$	0.71 (0.344)	0.74 (0.459)	0.71 (0.551)	0.52 (0.389)	0.39 (0.303)	0.42 (0.316)	0.37 (0.347)	036 (0.270)	0.55 (0.388)	0.52 (0.370)	0.53 (0.285)	0.61 (0.432)
	$(T_{1/3})_{mean}$	7.38 (2.081)	6.78 (1.785)	7.14 (2.417)	6.75 (1.853)	6.11 (1.696)	5.60 (1.544)	5.66 (1.177)	5.90 (1.329)	6.81 (1.803)	6.71 (2.065)	6.06 (1.698)	6.14 (1.798)

季別・年平均有義波

年	項目＼季・年	冬	春	夏	秋	年
'78	$(H_{1/3})_{mean}$					
	$(T_{1/3})_{mean}$					
'79	$(H_{1/3})_{mean}$					
	$(T_{1/3})_{mean}$					
'80	$(H_{1/3})_{mean}$					
	$(T_{1/3})_{mean}$					
'81	$(H_{1/3})_{mean}$			0.33 (0.228)	0.48 (0.302)	0.45 (0.311)
	$(T_{1/3})_{mean}$			5.72 (1.478)	6.18 (1.663)	6.10 (1.680)
'82	$(H_{1/3})_{mean}$	0.64 (0.328)	0.48 (0.406)	0.30 (0.196)	0.58 (0.398)	0.52 (0.364)
	$(T_{1/3})_{mean}$	6.94 (2.011)	6.38 (1.975)	5.63 (1.194)	6.99 (2.093)	6.51 (1.955)
'83	$(H_{1/3})_{mean}$	0.60 (0.418)	0.50 (0.457)	0.51 (0.371)	0.62 (0.381)	0.58 (0.440)
	$(T_{1/3})_{mean}$	6.13 (1.473)	6.35 (2.015)	6.18 (1.284)	7.08 (1.886)	6.49 (1.776)
'84	$(H_{1/3})_{mean}$	0.79 (0.480)	0.63 (0.464)	0.31 (0.279)	0.45 (0.282)	0.55 (0.409)
	$(T_{1/3})_{mean}$	7.12 (2.192)	7.27 (2.053)	5.38 (1.322)	5.88 (1.623)	6.44 (1.990)
累季・年	$(H_{1/3})_{mean}$	0.67 (0.422)	0.54 (0.448)	0.38 (0.308)	0.53 (0.351)	0.53 (0.397)
	$(T_{1/3})_{mean}$	6.73 (1.966)	6.67 (2.059)	5.74 (1.360)	6.53 (1.894)	6.42 (1.881)

付表－1.11a　　釜石港　期間別最大有義波

月別最大有義波

年	項目＼月	1	2	3	4	5	6	7	8	9	10	11	12
'78	$(H_{1/3})_{max}$			4.02	4.60	1.55	1.51	0.98	1.50	1.96	2.13	2.34	2.48
	$(T_{1/3})_{max}$			10.80	12.20	6.70	6.90	9.20	9.70	10.70	7.50	8.50	9.90
'79	$(H_{1/3})_{max}$	3.90	5.07	2.88	3.95	3.54	1.13	2.17	1.15	2.20	4.95	2.77	1.66
	$(T_{1/3})_{max}$	10.50	11.20	10.40	10.60	9.00	8.80	8.50	8.10	6.70	9.90	9.30	9.20
'80	$(H_{1/3})_{max}$	2.65	1.38	2.20	2.97	2.87	1.65	2.22	3.07	3.25	3.21	3.02	2.43
	$(T_{1/3})_{max}$	9.10	8.70	7.70	9.10	10.92	7.86	7.63	9.61	10.74	9.12	10.20	10.28
'81	$(H_{1/3})_{max}$	—	—	—	—	—	—	—	2.33	2.27	2.09	2.65	3.02
	$(T_{1/3})_{max}$	—	—	—	—	—	—	—	9.02	7.66	11.01	8.45	10.14
'82	$(H_{1/3})_{max}$	2.34	2.36	4.55	3.24	3.70	4.90	2.16	1.40	3.45	3.78	2.75	1.43
	$(T_{1/3})_{max}$	9.48	12.54	11.90	10.50	9.60	11.09	8.51	5.74	10.96	9.84	9.66	6.86
'83	$(H_{1/3})_{max}$	1.46	4.85	—	—	—	2.92	3.20	2.97	3.25	1.46	3.02	3.05
	$(T_{1/3})_{max}$	9.11	10.81	—	—	—	8.75	9.30	9.66	9.54	6.77	11.59	9.92
'84	$(H_{1/3})_{max}$	4.06	4.04	3.06	4.77	2.22	1.83	1.58	2.96	1.61	2.66	1.24	3.15
	$(T_{1/3})_{max}$	10.26	10.57	12.92	10.71	7.81	8.75	6.94	10.08	8.96	9.57	6.03	11.19
累月	$(H_{1/3})_{max}$	4.06	5.07	4.55	4.77	3.70	4.90	3.20	3.07	3.45	4.95	3.02	3.15
	$(T_{1/3})_{max}$	10.26	11.20	11.90	10.71	9.60	11.09	9.30	9.61	10.96	9.90	11.59	11.19

季別・年最大有義波

年	項目＼季・年	冬	春	夏	秋	年
'78	$(H_{1/3})_{max}$		4.60	1.51	2.34	4.60
	$(T_{1/3})_{max}$		12.20	6.90	8.50	12.20
'79	$(H_{1/3})_{max}$	5.07	3.95	2.17	4.95	5.07
	$(T_{1/3})_{max}$	11.20	10.60	8.50	9.90	11.20
'80	$(H_{1/3})_{max}$	2.65	2.97	3.07	3.25	3.25
	$(T_{1/3})_{max}$	9.10	9.10	9.61	10.74	10.74
'81	$(H_{1/3})_{max}$	2.43	—	2.33	2.65	3.02
	$(T_{1/3})_{max}$	10.28	—	9.02	8.45	10.14
'82	$(H_{1/3})_{max}$	3.02	4.55	4.90	3.78	4.90
	$(T_{1/3})_{max}$	10.14	11.90	11.09	9.84	11.09
'83	$(H_{1/3})_{max}$	4.85	—	3.20	3.25	4.85
	$(T_{1/3})_{max}$	10.81	—	9.30	9.54	10.81
'84	$(H_{1/3})_{max}$	4.06	4.77	2.96	2.66	4.77
	$(T_{1/3})_{max}$	10.26	10.71	10.08	9.57	10.71
累季・年	$(H_{1/3})_{max}$	5.07	4.77	4.90	4.95	5.07
	$(T_{1/3})_{max}$	11.20	10.71	11.09	9.90	11.20

付表－1.11b　　釜石港　期間別平均有義波

月別平均有義波

年	項目＼月	1	2	3	4	5	6	7	8	9	10	11	12
'78	$(H_{1/3})_{mean}$			0.99 (0.947)	0.95 (0.708)	0.72 (0.234)	0.48 (0.263)	0.57 (0.148)	0.46 (0.242)	0.83 (0.374)	0.75 (0.296)	0.80 (0.376)	0.80 (0.483)
	$(T_{1/3})_{mean}$			9.05 (1.353)	8.72 (2.193)	8.16 (0.974)	6.86 (2.516)	8.37 (1.270)	8.14 (1.615)	8.38 (1.404)	7.77 (1.311)	7.82 (1.494)	9.21 (1.980)
'79	$(H_{1/3})_{mean}$	0.65 (0.647)	1.10 (0.998)	1.09 (0.576)	1.23 (0.773)	0.89 (0.679)	0.46 (0.192)	0.77 (0.362)	0.69 (0.195)	0.68 (0.380)	1.10 (0.819)	1.01 (0.533)	0.69 (0.287)
	$(T_{1/3})_{mean}$	8.17 (2.019)	8.95 (1.808)	8.71 (1.581)	8.69 (1.339)	7.84 (1.188)	8.17 (1.219)	7.20 (0.957)	8.23 (1.111)	7.29 (1.083)	6.63 (2.227)	6.67 (2.459)	8.75 (1.678)
'80	$(H_{1/3})_{mean}$	0.87 (0.436)	0.63 (0.219)	0.69 (0.519)	0.87 (0.494)	0.81 (0.523)	0.71 (0.307)	0.84 (0.381)	1.36 (0.548)	1.04 (0.711)	0.89 (0.510)	0.73 (0.610)	0.95 (0.437)
	$(T_{1/3})_{mean}$	8.97 (2.273)	9.15 (1.937)	8.41 (1.742)	6.67 (1.491)	6.62 (1.514)	6.32 (1.379)	6.38 (1.229)	7.29 (1.024)	6.87 (1.611)	6.68 (1.951)	5.80 (2.159)	7.78 (2.048)
'81	$(H_{1/3})_{mean}$	—	—	—	—	—	—	—	0.86 (0.431)	0.82 (0.370)	0.80 (0.432)	0.54 (0.370)	0.69 (0.464)
	$(T_{1/3})_{mean}$	—	—	—	—	—	—	—	7.15 (1.929)	7.03 (1.730)	7.11 (2.010)	6.31 (2.018)	6.60 (2.081)
'82	$(H_{1/3})_{mean}$	0.99 (0.412)	0.92 (0.431)	0.95 (0.791)	1.02 (0.566)	0.66 (0.421)	0.85 (0.678)	0.88 (0.303)	0.69 (0.251)	1.01 (0.642)	1.12 (0.753)	0.69 (0.387)	0.54 (0.234)
	$(T_{1/3})_{mean}$	8.61 (2.181)	8.86 (1.928)	9.13 (2.508)	8.96 (1.345)	8.46 (1.345)	6.67 (1.517)	7.23 (0.910)	6.39 (1.076)	7.13 (1.788)	8.02 (1.986)	6.48 (1.719)	5.82 (1.769)
'83	$(H_{1/3})_{mean}$	0.59 (0.250)	0.80 (0.988)	—	—	—	1.17 (0.418)	0.97 (0.621)	1.05 (0.548)	1.31 (0.669)	0.59 (0.214)	0.90 (0.469)	0.69 (0.624)
	$(T_{1/3})_{mean}$	7.12 (1.679)	7.18 (2.412)	—	—	—	7.96 (0.927)	7.19 (1.313)	7.02 (1.469)	7.66 (1.448)	6.44 (1.512)	7.60 (1.838)	6.76 (1.933)
'84	$(H_{1/3})_{mean}$	1.06 (0.767)	1.11 (0.722)	1.09 (0.756)	1.36 (0.773)	0.97 (0.407)	0.69 (0.311)	0.74 (0.228)	0.76 (0.584)	0.77 (0.271)	0.98 (0.606)	0.47 (0.168)	0.77 (0.526)
	$(T_{1/3})_{mean}$	7.97 (2.526)	8.33 (1.824)	8.01 (2.493)	8.69 (1.315)	7.36 (0.979)	6.31 (1.096)	6.79 (0.862)	6.80 (1.724)	6.90 (1.266)	7.31 (2.316)	5.12 (1.155)	6.94 (2.181)
累月	$(H_{1/3})_{mean}$	0.83 (0.568)	0.92 (0.736)	0.99 (0.745)	1.09 (0.696)	0.81 (0.492)	0.73 (0.464)	0.79 (0.381)	0.84 (0.516)	0.94 (0.564)	0.90 (0.596)	0.73 (0.468)	0.73 (0.466)
	$(T_{1/3})_{mean}$	8.17 (2.246)	8.59 (2.060)	8.64 (2.140)	8.38 (1.788)	7.70 (1.376)	7.02 (1.694)	7.19 (1.273)	7.24 (1.598)	7.24 (1.576)	7.11 (2.036)	6.54 (2.068)	7.39 (2.272)

季別・年平均有義波

年	項目＼季・年	冬	春	夏	秋	年
'78	$(H_{1/3})_{mean}$		0.87 (0.662)	0.50 (0.227)	0.79 (0.355)	0.71 (0.478)
	$(T_{1/3})_{mean}$		8.58 (1.679)	7.82 (1.959)	7.95 (1.441)	8.23 (1.828)
'79	$(H_{1/3})_{mean}$	0.84 (0.754)	1.05 (0.686)	0.62 (0.294)	0.95 (0.645)	0.87 (0.644)
	$(T_{1/3})_{mean}$	8.76 (1.994)	8.37 (1.438)	7.87 (1.205)	6.82 (2.097)	7.94 (1.854)
'80	$(H_{1/3})_{mean}$	0.73 (0.344)	0.81 (0.516)	0.97 (0.509)	0.89 (0.628)	0.88 (0.526)
	$(T_{1/3})_{mean}$	8.95 (1.988)	6.99 (1.707)	6.67 (1.296)	6.47 (1.967)	7.19 (2.020)
'81	$(H_{1/3})_{mean}$	0.95 (0.437)	—	0.86 (0.431)	0.72 (0.413)	0.74 (0.432)
	$(T_{1/3})_{mean}$	7.78 (2.048)	—	7.15 (1.929)	6.82 (1.959)	6.84 (1.986)
'82	$(H_{1/3})_{mean}$	0.87 (0.456)	0.87 (0.628)	0.80 (0.457)	0.94 (0.642)	0.86 (0.549)
	$(T_{1/3})_{mean}$	8.00 (2.304)	8.84 (1.828)	6.77 (1.242)	7.22 (1.943)	7.62 (2.047)
'83	$(H_{1/3})_{mean}$	0.62 (0.529)	—	1.07 (0.537)	0.92 (0.564)	0.89 (0.601)
	$(T_{1/3})_{mean}$	6.63 (2.011)	—	7.43 (1.302)	7.21 (1.707)	7.21 (1.698)
'84	$(H_{1/3})_{mean}$	0.96 (0.732)	1.14 (0.685)	0.73 (0.404)	0.74 (0.450)	0.90 (0.599)
	$(T_{1/3})_{mean}$	7.70 (2.230)	8.01 (1.809)	6.64 (1.298)	6.46 (1.923)	7.21 (1.979)
累季・年	$(H_{1/3})_{mean}$	0.81 (0.590)	0.96 (0.655)	0.79 (0.462)	0.85 (0.552)	0.85 (0.564)
	$(T_{1/3})_{mean}$	8.03 (2.255)	8.20 (1.812)	7.15 (1.539)	6.95 (1.939)	7.50 (1.974)

付表－1.12a　　仙台新港　期間別最大有義波

月別最大有義波

年	項目＼月	1	2	3	4	5	6	7	8	9	10	11	12
'78	$(H_{1/3})_{max}$												
	$(T_{1/3})_{max}$												
'79	$(H_{1/3})_{max}$	3.00	3.71	2.61	3.95	4.82	1.58	2.14	2.00	2.08	4.80	—	2.01
	$(T_{1/3})_{max}$	9.90	12.93	9.55	10.47	12.20	10.00	8.77	9.42	6.08	9.83	—	7.26
'80	$(H_{1/3})_{max}$	1.71	1.38	3.07	—	2.04	1.48	1.36	2.27	3.84	3.40	1.78	5.14
	$(T_{1/3})_{max}$	10.36	4.86	10.84	—	10.92	5.28	7.89	13.01	10.70	14.00	6.72	9.85
'81	$(H_{1/3})_{max}$	0.81	1.81	2.29	3.87	3.29	1.67	2.09	2.97	—	2.83	2.35	1.29
	$(T_{1/3})_{max}$	7.41	5.65	9.42	8.63	9.49	10.89	10.50	11.93	—	13.83	8.20	6.35
'82	$(H_{1/3})_{max}$	2.32	1.69	2.48	3.69	2.52	3.50	1.83	4.28	4.09	5.36	3.54	2.77
	$(T_{1/3})_{max}$	9.71	9.16	12.82	10.41	9.12	12.21	12.48	9.38	9.80	9.90	9.28	12.06
'83	$(H_{1/3})_{max}$	1.23	4.99	2.49	3.95	2.28	2.45	1.57	2.67	2.11	1.50	3.08	1.37
	$(T_{1/3})_{max}$	8.03	13.26	10.86	9.13	6.64	6.28	7.64	10.00	9.29	7.56	10.74	6.68
'84	$(H_{1/3})_{max}$	2.56	2.09	2.08	2.75	2.79	1.97	1.54	2.26	1.95	2.91	1.40	2.89
	$(T_{1/3})_{max}$	9.68	11.37	9.64	11.19	10.00	5.78	6.22	6.22	5.17	9.78	8.69	11.87
累月	$(H_{1/3})_{max}$	3.00	4.99	3.07	3.95	4.82	3.50	2.14	4.28	4.09	5.36	3.54	5.14
	$(T_{1/3})_{max}$	9.90	13.26	10.84	10.47	12.20	12.21	8.77	9.38	9.80	9.90	9.28	9.85

季別・年最大有義波

年	項目＼季・年	冬	春	夏	秋	年
'78	$(H_{1/3})_{max}$					
	$(T_{1/3})_{max}$					
'79	$(H_{1/3})_{max}$	3.71	4.82	2.14	4.80	4.82
	$(T_{1/3})_{max}$	12.93	12.20	8.77	9.83	12.20
'80	$(H_{1/3})_{max}$	2.01	3.07	2.27	3.84	5.14
	$(T_{1/3})_{max}$	7.26	10.84	13.01	10.70	9.85
'81	$(H_{1/3})_{max}$	5.14	3.87	2.97	2.83	3.87
	$(T_{1/3})_{max}$	9.85	8.63	11.93	13.83	8.63
'82	$(H_{1/3})_{max}$	2.32	3.69	4.28	5.36	5.36
	$(T_{1/3})_{max}$	9.71	10.41	9.38	9.90	9.90
'83	$(H_{1/3})_{max}$	4.99	3.95	2.67	3.08	4.99
	$(T_{1/3})_{max}$	13.26	9.13	10.00	10.74	13.26
'84	$(H_{1/3})_{max}$	2.56	2.79	2.26	2.91	2.91
	$(T_{1/3})_{max}$	9.68	10.00	6.22	9.78	9.78
累季・年	$(H_{1/3})_{max}$	5.14	4.82	4.28	5.36	5.36
	$(T_{1/3})_{max}$	9.85	12.20	9.38	9.90	9.90

付表－1.12b　　仙台新港　期間別平均有義波

月別平均有義波

年	項目 ＼ 月	1	2	3	4	5	6	7	8	9	10	11	12
'78	$(H_{1/3})_{mean}$												
	$(T_{1/3})_{mean}$												
'79	$(H_{1/3})_{mean}$	1.16 (0.866)	0.90 (0.692)	0.83 (0.479)	1.03 (0.589)	0.96 (0.704)	0.74 (0.248)	0.75 (0.297)	0.89 (0.348)	0.84 (0.301)	1.25 (0.586)	—	0.56 (0.297)
	$(T_{1/3})_{mean}$	7.56 (3.365)	8.88 (1.968)	8.35 (2.059)	7.88 (1.792)	7.44 (1.669)	6.58 (1.068)	6.51 (1.005)	7.25 (1.154)	7.14 (1.435)	8.40 (1.209)	—	8.22 (2.434)
'80	$(H_{1/3})_{mean}$	0.61 (0.335)	0.49 (0.248)	0.70 (0.631)	—	0.92 (0.348)	0.69 (0.201)	0.75 (0.191)	0.99 (0.315)	0.92 (0.521)	1.85 (0.643)	0.74 (0.345)	0.91 (0.782)
	$(T_{1/3})_{mean}$	7.81 (2.651)	7.44 (2.394)	6.97 (2.478)	—	6.84 (1.305)	6.69 (0.982)	6.76 (0.882)	8.48 (1.658)	7.61 (1.241)	12.42 (1.261)	8.50 (1.685)	8.65 (2.359)
'81	$(H_{1/3})_{mean}$	0.31 (0.128)	0.71 (0.298)	0.78 (0.428)	0.87 (0.543)	0.86 (0.464)	0.79 (0.254)	0.88 (0.325)	1.13 (0.479)	—	1.10 (0.513)	0.58 (0.353)	0.47 (0.189)
	$(T_{1/3})_{mean}$	7.20 (1.870)	9.45 (2.048)	8.35 (2.073)	7.32 (1.811)	7.12 (1.646)	7.34 (1.297)	7.25 (1.098)	8.78 (1.673)	—	8.46 (1.809)	7.97 (1.782)	7.34 (1.882)
'82	$(H_{1/3})_{mean}$	0.70 (0.373)	0.60 (0.287)	0.82 (0.485)	0.92 (0.452)	0.79 (0.383)	0.87 (0.441)	0.83 (0.301)	0.92 (0.576)	1.07 (0.585)	1.14 (0.813)	0.63 (0.489)	0.60 (0.370)
	$(T_{1/3})_{mean}$	8.93 (2.261)	9.40 (1.972)	7.94 (1.963)	7.34 (1.730)	6.82 (1.336)	7.30 (1.420)	7.04 (1.529)	7.50 (1.570)	8.25 (1.539)	8.81 (1.971)	7.09 (1.604)	7.63 (1.932)
'83	$(H_{1/3})_{mean}$	0.40 (0.211)	0.63 (0.749)	0.84 (0.505)	1.16 (0.579)	0.84 (0.333)	0.95 (0.423)	0.70 (0.230)	0.81 (0.476)	0.92 (0.365)	0.64 (0.268)	0.81 (0.610)	0.49 (0.257)
	$(T_{1/3})_{mean}$	7.22 (2.241)	7.94 (2.541)	8.48 (1.747)	7.33 (1.544)	6.60 (1.278)	7.08 (1.547)	6.96 (0.992)	7.37 (1.290)	7.58 (1.523)	7.40 (1.579)	8.45 (2.031)	7.63 (2.626)
'84	$(H_{1/3})_{mean}$	0.65 (0.419)	0.62 (0.410)	0.63 (0.350)	1.01 (0.452)	0.96 (0.449)	0.88 (0.291)	0.79 (0.251)	0.72 (0.306)	0.72 (0.300)	1.07 (0.599)	0.56 (0.250)	0.61 (0.353)
	$(T_{1/3})_{mean}$	9.44 (2.482)	8.79 (2.298)	8.16 (2.417)	8.41 (1.690)	7.61 (1.270)	6.99 (0.887)	7.23 (0.947)	7.24 (1.625)	7.17 (1.333)	8.57 (2.000)	6.92 (1.629)	8.02 (2.011)
累月	$(H_{1/3})_{mean}$	0.56 (0.388)	0.66 (0.505)	0.77 (0.481)	1.00 (0.534)	0.88 (0.474)	0.82 (0.335)	0.78 (0.277)	0.90 (0.443)	0.89 (0.449)	1.04 (0.646)	0.66 (0.446)	0.60 (0.419)
	$(T_{1/3})_{mean}$	8.14 (2.535)	8.64 (2.335)	8.12 (2.150)	7.65 (1.769)	7.08 (1.480)	7.00 (1.257)	6.96 (1.127)	7.72 (1.612)	7.55 (1.470)	8.44 (1.970)	7.74 (1.881)	7.88 (2.256)

季別・年平均有義波

年	項目 ＼ 季・年	冬	春	夏	秋	年
'78	$(H_{1/3})_{mean}$					
	$(T_{1/3})_{mean}$					
'79	$(H_{1/3})_{mean}$	0.94 (0.724)	0.94 (0.608)	0.80 (0.310)	1.00 (0.475)	0.86 (0.514)
	$(T_{1/3})_{mean}$	8.70 (2.254)	7.87 (1.879)	6.79 (1.130)	7.62 (1.487)	7.62 (1.855)
'80	$(H_{1/3})_{mean}$	0.55 (0.300)	0.82 (0.510)	0.81 (0.277)	0.91 (0.542)	0.79 (0.463)
	$(T_{1/3})_{mean}$	7.83 (2.518)	6.90 (1.937)	7.32 (1.479)	8.32 (1.881)	7.65 (2.053)
'81	$(H_{1/3})_{mean}$	0.64 (0.535)	0.84 (0.481)	0.92 (0.377)	0.80 (0.500)	0.76 (0.439)
	$(T_{1/3})_{mean}$	8.47 (2.296)	7.60 (1.930)	7.69 (1.494)	8.18 (1.809)	7.81 (1.893)
'82	$(H_{1/3})_{mean}$	0.59 (0.308)	0.84 (0.445)	0.87 (0.455)	0.94 (0.686)	0.82 (0.512)
	$(T_{1/3})_{mean}$	8.54 (2.229)	7.37 (1.758)	7.28 (1.522)	8.05 (1.868)	7.83 (1.930)
'83	$(H_{1/3})_{mean}$	0.54 (0.497)	0.94 (0.505)	0.82 (0.403)	0.78 (0.458)	0.76 (0.488)
	$(T_{1/3})_{mean}$	7.59 (2.259)	7.47 (1.721)	7.14 (1.305)	7.83 (1.806)	7.50 (1.892)
'84	$(H_{1/3})_{mean}$	0.59 (0.374)	0.87 (0.453)	0.79 (0.290)	0.79 (0.470)	0.77 (0.416)
	$(T_{1/3})_{mean}$	8.61 (2.588)	8.06 (1.879)	7.16 (1.209)	7.58 (1.843)	7.88 (1.953)
累季・年	$(H_{1/3})_{mean}$	0.61 (0.449)	0.88 (0.503)	0.83 (0.360)	0.86 (0.542)	0.79 (0.475)
	$(T_{1/3})_{mean}$	8.23 (2.415)	7.61 (1.870)	7.22 (1.388)	7.90 (1.824)	7.72 (1.934)

付表－1.13a　　小名浜港　期間別最大有義波

月別最大有義波

年	項目＼月	1	2	3	4	5	6	7	8	9	10	11	12
'78	$(H_{1/3})_{max}$												
	$(T_{1/3})_{max}$												
'79	$(H_{1/3})_{max}$												
	$(T_{1/3})_{max}$												
'80	$(H_{1/3})_{max}$	2.16	2.03	3.73	3.28	2.84	1.60	1.60	3.25	3.38	4.64	2.34	3.01
	$(T_{1/3})_{max}$	10.13	10.10	9.74	8.13	7.99	6.29	6.64	12.17	10.88	13.11	10.60	8.64
'81	$(H_{1/3})_{max}$	—	—	—	5.89	3.93	2.03	2.60	5.89	1.81	5.67	—	2.45
	$(T_{1/3})_{max}$	—	—	—	11.70	9.75	10.71	10.09	11.70	8.66	12.34	—	9.17
'82	$(H_{1/3})_{max}$	4.42	2.85	3.29	4.85	2.74	2.34	—	—	—	—	—	2.12
	$(T_{1/3})_{max}$	10.25	9.32	10.43	10.42	8.29	8.41	—	—	—	—	—	9.74
'83	$(H_{1/3})_{max}$	2.20	5.61	3.45	3.93	2.86	3.23	1.99	4.28	2.62	2.21	4.26	1.40
	$(T_{1/3})_{max}$	8.09	11.30	11.29	8.81	8.22	9.07	7.54	10.01	7.74	7.12	12.95	7.73
'84	$(H_{1/3})_{max}$	3.31	2.99	2.98	2.41	3.12	1.94	1.76	2.28	1.90	1.33	2.63	3.16
	$(T_{1/3})_{max}$	9.40	9.87	9.20	8.80	10.04	7.81	9.63	6.51	5.77	6.77	9.56	10.53
累月	$(H_{1/3})_{max}$	4.42	5.61	3.73	5.89	3.93	3.23	2.60	5.89	3.38	5.67	4.26	3.16
	$(T_{1/3})_{max}$	10.25	11.30	9.74	11.70	9.75	9.07	10.09	11.70	10.88	12.34	12.95	10.53

季別・年最大有義波

年	項目＼季・年	冬	春	夏	秋	年
'78	$(H_{1/3})_{max}$					
	$(T_{1/3})_{max}$					
'79	$(H_{1/3})_{max}$					
	$(T_{1/3})_{max}$					
'80	$(H_{1/3})_{max}$	2.16	3.73	3.25	4.64	4.64
	$(T_{1/3})_{max}$	10.13	9.74	12.17	13.11	13.11
'81	$(H_{1/3})_{max}$	3.01	5.89	5.89	5.67	5.89
	$(T_{1/3})_{max}$	8.64	11.70	11.70	12.34	11.70
'82	$(H_{1/3})_{max}$	4.42	4.85	2.34	—	4.85
	$(T_{1/3})_{max}$	10.25	10.42	8.41	—	10.42
'83	$(H_{1/3})_{max}$	5.61	3.93	4.28	4.26	5.61
	$(T_{1/3})_{max}$	11.30	8.81	10.01	12.95	11.30
'84	$(H_{1/3})_{max}$	3.31	3.12	2.28	2.63	3.31
	$(T_{1/3})_{max}$	9.40	10.04	6.51	9.56	9.40
累季・年	$(H_{1/3})_{max}$	5.61	5.89	5.89	5.67	5.89
	$(T_{1/3})_{max}$	11.30	11.70	11.70	12.34	11.70

付表－1.13b　　小名浜港　期間別平均有義波

月別平均有義波

年	項目＼月	1	2	3	4	5	6	7	8	9	10	11	12
'78	$(H_{1/3})_{mean}$												
	$(T_{1/3})_{mean}$												
'79	$(H_{1/3})_{mean}$												
	$(T_{1/3})_{mean}$												
'80	$(H_{1/3})_{mean}$	1.00 (0.415)	0.84 (0.302)	1.05 (0.601)	1.36 (0.506)	1.33 (0.509)	0.90 (0.212)	0.95 (0.184)	1.28 (0.456)	1.27 (0.608)	1.28 (0.784)	1.04 (0.451)	1.57 (0.492)
	$(T_{1/3})_{mean}$	7.68 (1.798)	7.20 (1.477)	7.31 (1.699)	7.40 (1.032)	7.29 (1.247)	6.58 (1.072)	6.59 (0.871)	8.40 (1.336)	7.44 (1.288)	7.46 (1.853)	7.71 (1.490)	9.53 (1.471)
'81	$(H_{1/3})_{mean}$	—	—	—	1.44 (1.009)	1.15 (0.609)	1.04 (0.305)	1.05 (0.394)	1.43 (0.681)	1.14 (0.225)	1.20 (0.557)	—	0.70 (0.323)
	$(T_{1/3})_{mean}$	—	—	—	7.73 (1.442)	7.25 (1.236)	7.10 (0.911)	7.40 (1.096)	8.99 (1.513)	7.82 (0.824)	7.86 (1.643)	—	6.92 (1.345)
'82	$(H_{1/3})_{mean}$	1.12 (0.606)	0.94 (0.348)	1.28 (0.593)	1.22 (0.567)	1.03 (0.466)	0.99 (0.346)	—	—	—	—	—	0.88 (0.468)
	$(T_{1/3})_{mean}$	8.23 (1.805)	8.25 (1.688)	8.30 (1.801)	7.39 (1.437)	6.77 (1.142)	7.19 (0.954)	—	—	—	—	—	7.48 (1.659)
'83	$(H_{1/3})_{mean}$	0.71 (0.340)	1.03 (0.928)	1.33 (0.579)	1.35 (0.629)	1.14 (0.457)	1.26 (0.459)	0.99 (0.316)	1.20 (0.772)	1.19 (0.482)	0.98 (0.319)	1.19 (0.725)	1.33 (0.050)
	$(T_{1/3})_{mean}$	7.19 (1.453)	7.54 (2.241)	8.42 (1.497)	7.35 (1.154)	6.89 (1.031)	7.30 (1.134)	7.00 (0.795)	7.70 (1.391)	7.59 (1.259)	7.34 (1.012)	8.10 (1.796)	7.99 (0.288)
'84	$(H_{1/3})_{mean}$	1.12 (0.636)	1.08 (0.545)	1.06 (0.554)	1.44 (0.389)	1.35 (0.577)	1.10 (0.279)	0.99 (0.268)	1.03 (0.363)	1.01 (0.272)	0.84 (0.190)	0.93 (0.463)	1.00 (0.468)
	$(T_{1/3})_{mean}$	8.42 (2.198)	8.77 (1.789)	8.10 (2.005)	8.52 (1.144)	7.73 (1.120)	6.92 (0.873)	7.62 (0.859)	8.09 (1.215)	7.02 (1.128)	7.25 (1.339)	6.96 (1.274)	7.71 (1.539)
累月	$(H_{1/3})_{mean}$	0.97 (0.540)	0.97 (0.590)	1.18 (0.595)	1.35 (0.594)	1.20 (0.537)	1.07 (0.352)	1.00 (0.305)	1.22 (0.600)	1.17 (0.473)	1.12 (0.589)	1.05 (0.571)	0.97 (0.502)
	$(T_{1/3})_{mean}$	7.85 (1.868)	7.93 (1.917)	8.04 (1.812)	7.67 (1.311)	7.18 (1.206)	7.01 (1.029)	7.16 (0.993)	8.42 (1.430)	7.45 (1.216)	7.50 (1.536)	7.59 (1.606)	7.67 (1.666)

季別・年平均有義波

年	項目＼季・年	冬	春	夏	秋	年
'78	$(H_{1/3})_{mean}$					
	$(T_{1/3})_{mean}$					
'79	$(H_{1/3})_{mean}$					
	$(T_{1/3})_{mean}$					
'80	$(H_{1/3})_{mean}$	0.91 (0.363)	1.25 (0.558)	1.05 (0.357)	1.20 (0.641)	1.14 (0.528)
	$(T_{1/3})_{mean}$	7.41 (1.640)	7.33 (1.352)	7.22 (1.414)	7.54 (1.570)	7.42 (1.520)
'81	$(H_{1/3})_{mean}$	1.57 (0.492)	1.23 (0.755)	1.15 (0.495)	1.18 (0.461)	1.12 (0.566)
	$(T_{1/3})_{mean}$	9.53 (1.471)	7.39 (1.315)	7.72 (1.405)	7.85 (1.390)	7.58 (1.404)
'82	$(H_{1/3})_{mean}$	0.95 (0.489)	1.17 (0.549)	0.99 (0.346)	—	1.10 (0.522)
	$(T_{1/3})_{mean}$	7.91 (1.755)	7.48 (1.615)	7.19 (0.954)	—	7.71 (1.656)
'83	$(H_{1/3})_{mean}$	0.86 (0.690)	1.27 (0.567)	1.15 (0.562)	1.12 (0.543)	1.12 (0.601)
	$(T_{1/3})_{mean}$	7.36 (1.863)	7.55 (1.400)	7.33 (1.169)	7.67 (1.427)	7.49 (1.453)
'84	$(H_{1/3})_{mean}$	1.10 (0.585)	1.28 (0.540)	1.04 (0.311)	0.95 (0.382)	1.10 (0.477)
	$(T_{1/3})_{mean}$	8.61 (1.978)	8.11 (1.520)	7.55 (1.111)	7.01 (1.233)	7.80 (1.545)
累季・年	$(H_{1/3})_{mean}$	0.97 (0.562)	1.24 (0.579)	1.09 (0.443)	1.12 (0.548)	1.12 (0.541)
	$(T_{1/3})_{mean}$	7.86 (1.882)	7.60 (1.488)	7.44 (1.280)	7.51 (1.460)	7.59 (1.520)

付表－1.14a　　阿字ヶ浦　期間別最大有義波

月別最大有義波

年	項目＼月	1	2	3	4	5	6	7	8	9	10	11	12
'78	$(H_{1/3})_{max}$												
	$(T_{1/3})_{max}$												
'79	$(H_{1/3})_{max}$												1.13
	$(T_{1/3})_{max}$												5.19
'80	$(H_{1/3})_{max}$	2.87	1.88	3.36	3.04	3.29	2.39	2.15	2.54	4.49	4.08	3.11	4.74
	$(T_{1/3})_{max}$	10.85	5.70	10.54	7.00	9.50	7.50	8.40	7.97	9.90	8.98	8.29	11.35
'81	$(H_{1/3})_{max}$	1.97	2.82	2.46	4.10	3.51	2.31	2.43	5.52	1.92	5.50	2.88	2.73
	$(T_{1/3})_{max}$	10.61	11.61	7.14	8.70	8.18	9.21	10.72	11.47	10.06	12.89	8.65	11.76
'82	$(H_{1/3})_{max}$	2.83	2.17	3.38	4.33	2.91	4.90	2.00	3.83	4.77	5.34	3.53	2.34
	$(T_{1/3})_{max}$	7.90	6.74	9.59	8.42	8.20	11.94	6.50	8.68	8.50	12.37	9.42	9.92
'83	$(H_{1/3})_{max}$	3.20	5.58	3.04	2.47	2.58	2.53	2.24	3.85	1.00	2.03	4.39	2.51
	$(T_{1/3})_{max}$	7.84	12.13	9.93	7.47	8.41	8.18	7.37	9.28	7.36	6.29	9.85	10.52
'84	$(H_{1/3})_{max}$	4.12	3.26	3.19	3.00	3.07	1.82	1.53	2.20	1.89	4.44	3.62	3.83
	$(T_{1/3})_{max}$	7.94	7.53	14.30	9.59	10.50	8.66	8.12	10.61	6.24	10.64	8.03	7.69
累月	$(H_{1/3})_{max}$	4.12	5.58	3.38	4.33	3.51	4.90	2.43	5.52	4.77	5.50	4.39	4.74
	$(T_{1/3})_{max}$	7.94	12.13	9.59	8.42	8.18	11.94	10.72	11.47	8.50	12.89	9.85	11.35

季別・年最大有義波

年	項目＼季・年	冬	春	夏	秋	年
'78	$(H_{1/3})_{max}$					
	$(T_{1/3})_{max}$					
'79	$(H_{1/3})_{max}$					1.13
	$(T_{1/3})_{max}$					5.19
'80	$(H_{1/3})_{max}$	2.87	3.36	2.54	4.49	4.74
	$(T_{1/3})_{max}$	10.85	10.54	7.97	9.90	11.35
'81	$(H_{1/3})_{max}$	4.74	4.10	5.52	5.50	5.52
	$(T_{1/3})_{max}$	11.35	8.70	11.47	12.89	11.47
'82	$(H_{1/3})_{max}$	2.83	4.33	4.90	5.34	5.34
	$(T_{1/3})_{max}$	7.90	8.42	11.94	12.37	12.37
'83	$(H_{1/3})_{max}$	5.58	3.04	3.85	4.39	5.58
	$(T_{1/3})_{max}$	12.13	9.93	9.28	9.85	12.13
'84	$(H_{1/3})_{max}$	4.12	3.19	2.20	4.44	4.44
	$(T_{1/3})_{max}$	7.94	14.30	10.61	10.64	10.64
累季・年	$(H_{1/3})_{max}$	5.58	4.33	5.52	5.50	5.58
	$(T_{1/3})_{max}$	12.13	8.42	11.47	12.89	12.13

付表－1.14b　　阿字ヶ浦　期間別平均有義波

月別平均有義波

年	項目＼月	1	2	3	4	5	6	7	8	9	10	11	12
'78	$(H_{1/3})_{mean}$												
	$(T_{1/3})_{mean}$												
'79	$(H_{1/3})_{mean}$												0.82 (0.128)
	$(T_{1/3})_{mean}$												6.29 (1.073)
'80	$(H_{1/3})_{mean}$	1.23 (0.524)	0.95 (0.244)	1.21 (0.595)	1.39 (0.450)	1.17 (0.512)	0.95 (0.291)	1.04 (0.341)	1.45 (0.458)	1.41 (0.786)	1.31 (0.728)	1.17 (0.679)	1.41 (0.818)
	$(T_{1/3})_{mean}$	8.20 (2.144)	7.28 (1.502)	7.22 (1.519)	7.15 (0.980)	7.31 (1.164)	7.02 (1.108)	6.66 (1.058)	7.74 (1.269)	7.24 (1.224)	7.19 (1.848)	7.39 (1.446)	8.96 (2.326)
'81	$(H_{1/3})_{mean}$	0.82 (0.297)	1.40 (0.462)	1.25 (0.398)	1.18 (0.519)	1.23 (0.545)	1.13 (0.406)	1.04 (0.457)	1.21 (0.575)	1.16 (0.343)	1.31 (0.650)	0.94 (0.444)	0.96 (0.459)
	$(T_{1/3})_{mean}$	7.39 (1.806)	8.79 (1.726)	7.82 (1.677)	7.93 (1.229)	7.35 (1.227)	7.44 (0.987)	7.50 (1.003)	8.04 (1.645)	7.30 (1.486)	7.69 (1.716)	6.54 (1.187)	8.28 (1.956)
'82	$(H_{1/3})_{mean}$	1.28 (0.458)	1.23 (0.409)	1.33 (0.563)	1.27 (0.594)	0.95 (0.415)	1.13 (0.635)	1.05 (0.266)	0.94 (0.451)	1.51 (0.755)	1.71 (1.047)	0.98 (0.437)	0.90 (0.326)
	$(T_{1/3})_{mean}$	8.38 (1.760)	8.21 (1.918)	7.70 (1.909)	7.43 (1.445)	6.99 (1.479)	7.28 (1.361)	7.17 (1.056)	7.25 (1.152)	7.61 (1.505)	9.02 (1.974)	6.98 (1.417)	7.01 (1.499)
'83	$(H_{1/3})_{mean}$	0.90 (0.441)	1.28 (1.069)	1.47 (0.646)	1.13 (0.504)	1.12 (0.444)	1.31 (0.372)	0.96 (0.403)	1.07 (0.592)	0.75 (0.122)	1.11 (0.341)	1.30 (0.806)	0.97 (0.543)
	$(T_{1/3})_{mean}$	7.24 (1.693)	7.40 (2.561)	8.73 (1.716)	7.08 (1.091)	6.88 (1.116)	7.29 (1.388)	7.04 (0.966)	7.17 (1.232)	6.88 (0.713)	6.89 (1.196)	7.84 (1.892)	6.91 (1.884)
'84	$(H_{1/3})_{mean}$	1.42 (0.689)	1.36 (0.621)	1.35 (0.746)	1.62 (0.469)	1.42 (0.584)	1.03 (0.281)	0.98 (0.244)	0.89 (0.343)	1.01 (0.294)	1.62 (0.760)	1.05 (0.594)	1.17 (0.585)
	$(T_{1/3})_{mean}$	8.12 (2.343)	8.43 (1.752)	8.74 (2.316)	8.90 (1.225)	8.23 (1.177)	7.26 (1.086)	8.01 (0.985)	8.24 (1.344)	7.45 (1.188)	8.24 (1.797)	7.13 (1.141)	7.79 (1.789)
累月	$(H_{1/3})_{mean}$	1.13 (0.547)	1.24 (0.646)	1.31 (0.601)	1.34 (0.539)	1.18 (0.527)	1.11 (0.435)	1.01 (0.355)	1.11 (0.533)	1.24 (0.618)	1.42 (0.782)	1.09 (0.624)	1.08 (0.594)
	$(T_{1/3})_{mean}$	7.86 (2.013)	8.02 (2.010)	7.99 (1.940)	7.76 (1.390)	7.35 (1.328)	7.25 (1.213)	7.27 (1.110)	7.69 (1.405)	7.37 (1.345)	7.84 (1.901)	7.18 (1.509)	7.76 (2.055)

季別・年平均有義波

年	項目＼季・年	冬	春	夏	秋	年
'78	$(H_{1/3})_{mean}$					
	$(T_{1/3})_{mean}$					
'79	$(H_{1/3})_{mean}$					0.82 (0.128)
	$(T_{1/3})_{mean}$					6.29 (1.073)
'80	$(H_{1/3})_{mean}$	1.07 (0.425)	1.26 (0.531)	1.15 (0.431)	1.30 (0.739)	1.23 (0.592)
	$(T_{1/3})_{mean}$	7.65 (1.900)	7.23 (1.243)	7.14 (1.234)	7.27 (1.534)	7.45 (1.632)
'81	$(H_{1/3})_{mean}$	1.20 (0.636)	1.22 (0.492)	1.13 (0.496)	1.14 (0.520)	1.14 (0.501)
	$(T_{1/3})_{mean}$	8.37 (2.102)	7.70 (1.418)	7.68 (1.301)	7.19 (1.560)	7.68 (1.606)
'82	$(H_{1/3})_{mean}$	1.15 (0.465)	1.18 (0.555)	1.04 (0.483)	1.40 (0.848)	1.19 (0.618)
	$(T_{1/3})_{mean}$	8.29 (1.879)	7.37 (1.649)	7.23 (1.198)	7.88 (1.862)	7.59 (1.683)
'83	$(H_{1/3})_{mean}$	1.02 (0.699)	1.23 (0.554)	1.11 (0.488)	1.17 (0.627)	1.13 (0.616)
	$(T_{1/3})_{mean}$	7.21 (1.956)	7.52 (1.573)	7.16 (1.210)	7.35 (1.613)	7.28 (1.656)
'84	$(H_{1/3})_{mean}$	1.25 (0.652)	1.46 (0.619)	0.97 (0.299)	1.23 (0.649)	1.24 (0.598)
	$(T_{1/3})_{mean}$	7.82 (2.116)	8.62 (1.668)	7.84 (1.226)	7.62 (1.492)	8.05 (1.661)
累季・年	$(H_{1/3})_{mean}$	1.14 (0.601)	1.27 (0.560)	1.08 (0.450)	1.25 (0.696)	1.19 (0.587)
	$(T_{1/3})_{mean}$	7.88 (2.046)	7.69 (1.596)	7.41 (1.267)	7.47 (1.640)	7.61 (1.667)

付表— 1.15 a　　鹿島港　期間別最大有義波 (1)

月別最大有義波

年	項目 \ 月	1	2	3	4	5	6	7	8	9	10	11	12
'70	$(H_{1/3})_{max}$												
	$(T_{1/3})_{max}$												
'71	$(H_{1/3})_{max}$												
	$(T_{1/3})_{max}$												
'72	$(H_{1/3})_{max}$				3.24	2.78	2.35	3.44	3.52	3.30	3.17	3.23	5.44
	$(T_{1/3})_{max}$				7.40	7.70	7.20	11.70	10.00	9.50	8.20	8.60	12.50
'73	$(H_{1/3})_{max}$	3.99	3.37	4.81	3.20	2.37	3.25	1.87	1.25	3.20	3.43	3.35	1.95
	$(T_{1/3})_{max}$	9.22	7.02	13.83	7.98	10.01	8.85	7.10	8.90	11.40	8.50	10.20	5.90
'74	$(H_{1/3})_{max}$	4.06	4.11	5.00	3.78	2.16	2.39	3.36	3.74	3.05	3.64	2.87	1.89
	$(T_{1/3})_{max}$	10.20	8.81	10.74	7.85	8.63	6.27	7.80	12.75	8.26	7.91	8.09	9.35
'75	$(H_{1/3})_{max}$	3.35	4.19	—	5.12	3.12	2.78	1.30	1.78	3.09	5.00	7.09	2.58
	$(T_{1/3})_{max}$	12.52	9.55	—	9.80	8.74	7.39	6.94	11.85	11.54	9.00	13.20	16.89
'76	$(H_{1/3})_{max}$	2.25	3.98	2.94	3.16	2.86	3.21	4.26	3.15	4.48	2.83	3.97	4.18
	$(T_{1/3})_{max}$	14.27	10.54	9.14	8.26	9.12	9.89	10.78	7.43	11.31	12.23	9.17	8.35
'77	$(H_{1/3})_{max}$	3.20	3.11	0.98	1.82	3.29	3.32	3.00	4.35	3.95	4.07	4.30	—
	$(T_{1/3})_{max}$	7.12	8.27	6.88	7.04	8.69	7.49	10.33	8.09	8.30	11.87	11.20	—

季別・年最大有義波

年	項目 \ 季・年	冬	春	夏	秋	年
'70	$(H_{1/3})_{max}$					
	$(T_{1/3})_{max}$					
'71	$(H_{1/3})_{max}$					
	$(T_{1/3})_{max}$					
'72	$(H_{1/3})_{max}$		3.24	3.52	3.30	5.44
	$(T_{1/3})_{max}$		7.40	10.00	9.50	12.50
'73	$(H_{1/3})_{max}$	5.44	4.81	3.25	3.43	4.81
	$(T_{1/3})_{max}$	12.50	13.83	8.85	8.50	13.83
'74	$(H_{1/3})_{max}$	4.11	5.00	3.74	3.64	5.00
	$(T_{1/3})_{max}$	8.81	10.74	12.75	7.91	10.74
'75	$(H_{1/3})_{max}$	4.19	5.12	2.78	7.09	7.09
	$(T_{1/3})_{max}$	9.55	9.80	7.39	13.20	13.20
'76	$(H_{1/3})_{max}$	3.98	3.16	4.26	4.48	4.48
	$(T_{1/3})_{max}$	10.54	8.26	10.78	11.31	11.31
'77	$(H_{1/3})_{max}$	4.18	3.29	4.35	4.30	4.35
	$(T_{1/3})_{max}$	8.35	8.69	8.09	11.20	8.09

付表－1.15a　　鹿島港　期間別最大有義波(2)

月別最大有義波

年	項目＼月	1	2	3	4	5	6	7	8	9	10	11	12
'78	$(H_{1/3})_{max}$	—	—	4.47	5.24	2.33	1.98	3.60	3.91	3.09	2.89	3.57	3.36
	$(T_{1/3})_{max}$	—	—	10.04	10.89	5.77	7.50	12.20	9.40	8.30	7.93	7.67	7.71
'79	$(H_{1/3})_{max}$	4.20	5.06	5.75	4.79	5.70	1.71	4.43	3.25	3.86	5.93	5.24	3.04
	$(T_{1/3})_{max}$	9.71	12.43	13.65	8.55	7.90	10.58	9.71	9.14	9.20	8.60	8.00	6.30
'80	$(H_{1/3})_{max}$	3.73	2.38	4.85	3.78	4.43	3.15	2.94	3.26	4.89	6.52	6.87	7.06
	$(T_{1/3})_{max}$	7.62	9.19	10.29	8.40	9.94	8.42	8.28	8.28	10.00	13.72	13.07	13.47
'81	$(H_{1/3})_{max}$	2.23	3.53	2.98	3.93	4.53	2.60	2.82	5.92	2.60	4.90	2.99	3.38
	$(T_{1/3})_{max}$	11.05	13.66	8.71	9.99	10.01	6.23	11.45	12.15	10.58	12.97	7.22	12.25
'82	$(H_{1/3})_{max}$	3.69	3.19	3.79	4.25	1.64	—	—	—	—	—	—	—
	$(T_{1/3})_{max}$	8.20	7.30	11.29	10.30	7.74	—	—	—	—	—	—	—
'83	$(H_{1/3})_{max}$	—	—	—	—	—	—	—	—	—	—	—	—
	$(T_{1/3})_{max}$	—	—	—	—	—	—	—	—	—	—	—	—
'84	$(H_{1/3})_{max}$	—	—	2.83	3.79	4.00	2.06	1.96	2.99	2.16	5.20	4.75	4.59
	$(T_{1/3})_{max}$	—	—	7.05	8.28	7.32	9.22	10.20	11.13	12.68	11.00	8.62	8.48
累月	$(H_{1/3})_{max}$	4.20	5.06	5.75	5.24	5.70	3.32	4.43	5.92	4.89	6.52	7.09	7.06
	$(T_{1/3})_{max}$	9.71	12.43	13.65	10.89	7.90	7.49	9.71	12.15	10.00	13.72	13.20	13.47

季別・年最大有義波

年	項目＼季・年	冬	春	夏	秋	年
'78	$(H_{1/3})_{max}$	—	5.24	3.91	3.57	5.24
	$(T_{1/3})_{max}$	—	10.89	9.40	7.67	10.89
'79	$(H_{1/3})_{max}$	5.06	5.75	4.43	5.93	5.93
	$(T_{1/3})_{max}$	12.43	13.65	9.71	8.60	8.60
'80	$(H_{1/3})_{max}$	3.73	4.85	3.26	6.87	7.06
	$(T_{1/3})_{max}$	7.62	10.29	8.28	13.07	13.47
'81	$(H_{1/3})_{max}$	7.06	4.53	5.92	4.90	5.92
	$(T_{1/3})_{max}$	13.47	10.01	12.15	12.97	12.15
'82	$(H_{1/3})_{max}$	3.69	4.25	—	—	4.25
	$(T_{1/3})_{max}$	8.20	10.30	—	—	10.30
'83	$(H_{1/3})_{max}$	—	—	—	—	—
	$(T_{1/3})_{max}$	—	—	—	—	—
'84	$(H_{1/3})_{max}$	—	4.00	2.99	5.20	5.20
	$(T_{1/3})_{max}$	—	7.32	11.13	11.00	11.00
累季・年	$(H_{1/3})_{max}$	7.06	5.75	5.92	7.09	7.09
	$(T_{1/3})_{max}$	13.47	13.65	12.15	13.20	13.20

付表－1.15b　　鹿島港　期間別平均有義波(1)

月別平均有義波

年	項目＼月	1	2	3	4	5	6	7	8	9	10	11	12
'70	$(H_{1/3})_{mean}$												
	$(T_{1/3})_{mean}$												
'71	$(H_{1/3})_{mean}$												
	$(T_{1/3})_{mean}$												
'72	$(H_{1/3})_{mean}$				1.27 (0.545)	1.00 (0.350)	1.12 (0.405)	1.25 (0.710)	0.94 (0.543)	1.24 (0.559)	1.52 (0.619)	1.10 (0.447)	1.30 (0.847)
	$(T_{1/3})_{mean}$				8.19 (1.010)	7.66 (1.296)	8.07 (1.274)	9.21 (1.914)	9.69 (2.042)	8.48 (1.528)	8.94 (1.607)	8.46 (2.045)	9.40 (2.319)
'73	$(H_{1/3})_{mean}$	1.43 (0.677)	1.15 (0.500)	1.66 (0.733)	1.36 (0.592)	1.16 (0.401)	1.60 (0.560)	1.05 (0.283)	0.77 (0.155)	1.34 (0.556)	1.75 (0.674)	1.37 (0.665)	0.96 (0.295)
	$(T_{1/3})_{mean}$	9.21 (1.463)	8.13 (1.783)	8.90 (2.472)	7.78 (1.566)	8.25 (1.204)	7.67 (1.199)	8.24 (0.944)	8.63 (1.257)	8.25 (1.491)	8.60 (1.352)	7.95 (1.536)	7.87 (1.792)
'74	$(H_{1/3})_{mean}$	1.74 (0.616)	1.96 (0.759)	1.69 (0.795)	1.39 (0.678)	1.05 (0.329)	1.08 (0.381)	1.24 (0.609)	1.09 (0.652)	1.24 (0.538)	1.39 (0.625)	1.05 (0.361)	1.28 (0.241)
	$(T_{1/3})_{mean}$	9.47 (1.911)	9.26 (2.376)	8.10 (1.647)	7.78 (1.449)	7.78 (1.268)	7.86 (0.913)	8.32 (1.408)	9.15 (1.561)	8.31 (1.370)	8.13 (1.806)	7.98 (1.568)	8.59 (2.082)
'75	$(H_{1/3})_{mean}$	1.37 (0.493)	1.65 (0.810)	—	1.44 (0.698)	1.31 (0.539)	1.05 (0.357)	0.69 (0.264)	0.81 (0.342)	1.24 (0.657)	1.98 (0.812)	2.43 (1.201)	1.31 (0.451)
	$(T_{1/3})_{mean}$	9.03 (2.339)	8.63 (2.177)	—	8.34 (1.347)	8.14 (1.058)	7.30 (1.118)	7.46 (1.455)	6.61 (2.192)	6.18 (2.577)	7.68 (2.684)	8.68 (2.114)	8.32 (1.793)
'76	$(H_{1/3})_{mean}$	0.84 (0.352)	1.89 (0.758)	1.59 (0.617)	1.47 (0.520)	1.23 (0.618)	1.14 (0.598)	1.19 (0.708)	1.14 (0.486)	1.80 (0.733)	1.39 (0.490)	1.31 (0.636)	1.30 (0.586)
	$(T_{1/3})_{mean}$	7.45 (1.735)	8.67 (2.164)	7.63 (1.643)	7.63 (1.303)	7.39 (1.235)	7.63 (1.408)	8.30 (1.449)	7.65 (1.379)	8.07 (1.320)	7.70 (1.420)	7.92 (1.556)	8.30 (2.091)
'77	$(H_{1/3})_{mean}$	1.36 (0.477)	1.34 (0.610)	0.84 (0.099)	1.10 (0.234)	1.20 (0.495)	1.60 (0.587)	1.02 (0.523)	1.70 (0.867)	1.25 (0.712)	2.04 (0.624)	1.71 (0.642)	—
	$(T_{1/3})_{mean}$	7.64 (1.698)	8.33 (1.928)	7.18 (0.246)	7.03 (0.955)	7.92 (1.598)	7.97 (1.832)	8.21 (1.300)	8.14 (1.230)	7.36 (1.203)	8.18 (1.697)	8.26 (2.063)	—

季別・年平均有義波

年	項目＼季・年	冬	春	夏	秋	年
'70	$(H_{1/3})_{mean}$					
	$(T_{1/3})_{mean}$					
'71	$(H_{1/3})_{mean}$					
	$(T_{1/3})_{mean}$					
'72	$(H_{1/3})_{mean}$		1.07 (0.430)	1.10 (0.578)	1.29 (0.574)	1.19 (0.602)
	$(T_{1/3})_{mean}$		7.80 (1.247)	8.97 (1.895)	8.63 (1.751)	8.70 (1.869)
'73	$(H_{1/3})_{mean}$	1.28 (0.702)	1.41 (0.632)	1.18 (0.550)	1.47 (0.656)	1.32 (0.617)
	$(T_{1/3})_{mean}$	8.89 (2.018)	8.33 (1.911)	8.14 (1.256)	8.25 (1.491)	8.28 (1.677)
'74	$(H_{1/3})_{mean}$	1.57 (0.730)	1.37 (0.681)	1.14 (0.567)	1.22 (0.535)	1.35 (0.660)
	$(T_{1/3})_{mean}$	8.89 (2.162)	7.88 (1.466)	8.45 (1.431)	8.14 (1.592)	8.38 (1.716)
'75	$(H_{1/3})_{mean}$	1.46 (0.623)	1.37 (0.624)	0.86 (0.359)	1.89 (1.043)	1.38 (0.799)
	$(T_{1/3})_{mean}$	8.84 (2.264)	8.23 (1.209)	7.11 (1.701)	7.53 (2.673)	7.84 (2.134)
'76	$(H_{1/3})_{mean}$	1.28 (0.659)	1.47 (0.597)	1.16 (0.605)	1.55 (0.670)	1.35 (0.660)
	$(T_{1/3})_{mean}$	8.08 (1.940)	7.58 (1.439)	7.86 (1.446)	7.90 (1.416)	7.86 (1.624)
'77	$(H_{1/3})_{mean}$	1.33 (0.559)	1.17 (0.457)	1.43 (0.738)	1.67 (0.738)	1.46 (0.688)
	$(T_{1/3})_{mean}$	8.08 (1.938)	7.74 (1.531)	8.10 (1.480)	7.93 (1.728)	7.97 (1.654)

付表－1.15b　　鹿島港　期間別平均有義波(2)

月別平均有義波

年	項目＼月	1	2	3	4	5	6	7	8	9	10	11	12
'78	$(H_{1/3})_{mean}$	—	—	1.51 (0.855)	1.52 (0.844)	1.17 (0.303)	0.75 (0.279)	0.95 (0.370)	0.74 (0.527)	1.53 (0.601)	1.62 (0.457)	1.58 (0.568)	1.53 (0.697)
	$(T_{1/3})_{mean}$	—	—	7.99 (1.827)	8.10 (1.882)	7.77 (1.009)	7.07 (0.959)	8.35 (1.382)	7.91 (1.083)	7.51 (1.353)	7.93 (1.437)	7.80 (1.830)	8.53 (1.885)
'79	$(H_{1/3})_{mean}$	1.21 (0.639)	1.72 (0.976)	1.87 (0.798)	1.83 (0.765)	1.39 (0.929)	0.86 (0.282)	1.13 (0.697)	1.26 (0.591)	1.38 (0.571)	1.99 (0.966)	1.83 (0.936)	1.46 (0.524)
	$(T_{1/3})_{mean}$	7.51 (1.623)	7.98 (1.872)	8.02 (1.511)	7.79 (1.323)	7.68 (1.346)	7.51 (1.405)	7.58 (0.966)	8.47 (0.820)	6.96 (1.400)	7.92 (1.474)	7.69 (1.446)	8.12 (2.179)
'80	$(H_{1/3})_{mean}$	1.59 (0.653)	1.30 (0.394)	1.65 (0.803)	1.64 (0.648)	1.55 (0.773)	1.06 (0.504)	1.13 (0.516)	1.71 (0.593)	1.57 (0.916)	1.59 (1.054)	1.85 (1.523)	2.01 (1.359)
	$(T_{1/3})_{mean}$	8.37 (1.924)	7.73 (1.952)	7.22 (1.622)	7.25 (1.098)	7.77 (1.501)	7.36 (1.316)	6.85 (1.063)	7.99 (1.199)	7.38 (1.366)	7.52 (2.218)	7.57 (1.753)	9.84 (2.517)
'81	$(H_{1/3})_{mean}$	1.03 (0.369)	1.89 (0.648)	1.52 (0.545)	1.29 (0.520)	1.40 (0.655)	1.09 (0.421)	1.06 (0.489)	1.30 (0.650)	1.33 (0.431)	1.57 (0.770)	1.20 (0.500)	1.23 (0.594)
	$(T_{1/3})_{mean}$	7.49 (1.852)	9.35 (2.032)	8.02 (1.741)	7.97 (1.382)	7.60 (1.293)	7.36 (0.988)	7.80 (0.972)	8.41 (1.908)	7.33 (1.454)	7.87 (1.928)	6.50 (1.151)	7.55 (1.918)
'82	$(H_{1/3})_{mean}$	1.71 (0.587)	1.66 (0.542)	1.70 (0.730)	1.57 (0.753)	0.91 (0.323)	—	—	—	—	—	—	—
	$(T_{1/3})_{mean}$	8.57 (1.710)	8.09 (1.895)	8.13 (2.003)	8.03 (1.688)	7.47 (1.409)	—	—	—	—	—	—	—
'83	$(H_{1/3})_{mean}$	—	—	—	—	—	—	—	—	—	—	—	—
	$(T_{1/3})_{mean}$	—	—	—	—	—	—	—	—	—	—	—	—
'84	$(H_{1/3})_{mean}$	—	—	1.11 (0.627)	1.94 (0.611)	1.59 (0.686)	1.00 (0.296)	1.01 (0.257)	0.93 (0.463)	1.17 (0.361)	1.93 (0.908)	1.28 (0.787)	1.69 (0.818)
	$(T_{1/3})_{mean}$	—	—	7.22 (1.021)	8.50 (1.188)	7.91 (1.150)	6.79 (1.156)	7.54 (1.063)	8.00 (1.343)	7.08 (1.402)	8.00 (1.993)	6.72 (1.272)	8.27 (1.936)
累月	$(H_{1/3})_{mean}$	1.36 (0.619)	1.61 (0.734)	1.64 (0.747)	1.53 (0.692)	1.26 (0.602)	1.12 (0.500)	1.07 (0.555)	1.14 (0.661)	1.37 (0.648)	1.71 (0.790)	1.51 (0.913)	1.42 (0.795)
	$(T_{1/3})_{mean}$	8.25 (1.979)	8.45 (2.090)	7.99 (1.878)	7.90 (1.462)	7.81 (1.303)	7.51 (1.314)	7.97 (1.449)	8.20 (1.740)	7.55 (1.661)	8.03 (1.879)	7.75 (1.823)	8.49 (2.179)

季別・年平均有義波

年	項目＼季・年	冬	春	夏	秋	年
'78	$(H_{1/3})_{mean}$	—	1.39 (0.729)	0.82 (0.418)	1.58 (0.545)	1.29 (0.672)
	$(T_{1/3})_{mean}$	—	7.95 (1.621)	7.81 (1.281)	7.76 (1.578)	7.91 (1.564)
'79	$(H_{1/3})_{mean}$	1.48 (0.805)	1.70 (0.860)	1.06 (0.583)	1.74 (0.883)	1.52 (0.833)
	$(T_{1/3})_{mean}$	8.01 (1.845)	7.83 (1.405)	7.73 (1.176)	7.53 (1.500)	7.74 (1.545)
'80	$(H_{1/3})_{mean}$	1.46 (0.552)	1.62 (0.744)	1.32 (0.617)	1.67 (1.188)	1.56 (0.916)
	$(T_{1/3})_{mean}$	8.08 (2.030)	7.39 (1.441)	7.40 (1.283)	7.49 (1.817)	7.75 (1.854)
'81	$(H_{1/3})_{mean}$	1.64 (1.005)	1.41 (0.585)	1.15 (0.541)	1.37 (0.608)	1.32 (0.608)
	$(T_{1/3})_{mean}$	8.88 (2.386)	7.86 (1.498)	7.86 (1.430)	7.24 (1.649)	7.76 (1.719)
'82	$(H_{1/3})_{mean}$	1.53 (0.617)	1.59 (0.740)	—	—	1.59 (0.676)
	$(T_{1/3})_{mean}$	8.07 (1.889)	8.01 (1.661)	—	—	8.14 (1.816)
'83	$(H_{1/3})_{mean}$	—	—	—	—	—
	$(T_{1/3})_{mean}$	—	—	—	—	—
'84	$(H_{1/3})_{mean}$	—	1.68 (0.681)	0.98 (0.354)	1.45 (0.797)	1.38 (0.720)
	$(T_{1/3})_{mean}$	—	8.17 (1.248)	7.45 (1.293)	7.26 (1.671)	7.62 (1.525)
累季・年	$(H_{1/3})_{mean}$	1.45 (0.723)	1.46 (0.696)	1.11 (0.577)	1.53 (0.801)	1.39 (0.723)
	$(T_{1/3})_{mean}$	8.40 (2.090)	7.89 (1.538)	7.90 (1.538)	7.78 (1.800)	7.97 (1.756)

付表－1.16a　　浜金谷　期間別最大有義波(1)

月別最大有義波

年	項目＼月	1	2	3	4	5	6	7	8	9	10	11	12
'70	$(H_{1/3})_{max}$												
	$(T_{1/3})_{max}$												
'71	$(H_{1/3})_{max}$												
	$(T_{1/3})_{max}$												
'72	$(H_{1/3})_{max}$									2.63	1.78	2.21	2.13
	$(T_{1/3})_{max}$									7.50	5.50	7.70	6.10
'73	$(H_{1/3})_{max}$	2.45	—	—	2.72	1.52	1.30	1.70	1.58	1.58	2.11	2.41	2.72
	$(T_{1/3})_{max}$	6.10	—	—	8.24	7.63	5.18	8.47	8.23	9.19	6.56	6.60	6.32
'74	$(H_{1/3})_{max}$	2.26	2.91	2.59	2.53	2.24	1.83	1.43	3.87	1.46	1.71	2.84	1.98
	$(T_{1/3})_{max}$	5.78	8.23	7.20	7.99	6.44	5.96	5.11	11.60	4.61	4.90	7.20	6.99
'75	$(H_{1/3})_{max}$	2.63	2.69	2.33	1.13	1.76	2.70	2.03	3.29	1.37	2.61	1.85	2.34
	$(T_{1/3})_{max}$	8.00	6.90	6.16	4.55	5.56	6.11	5.74	9.09	11.60	7.86	5.65	6.81
'76	$(H_{1/3})_{max}$	2.57	2.38	2.41	2.38	2.54	2.25	1.18	1.86	1.47	1.37	2.16	2.40
	$(T_{1/3})_{max}$	6.66	6.56	6.26	6.60	6.50	6.05	4.84	5.78	13.10	4.60	5.98	6.25
'77	$(H_{1/3})_{max}$	2.18	2.77	2.74	3.20	2.57	1.20	1.88	1.86	1.47	0.95	2.00	2.19
	$(T_{1/3})_{max}$	6.41	6.41	8.15	7.70	6.84	5.67	5.30	6.04	4.95	4.07	6.62	6.48

季別・年最大有義波

年	項目＼季・年	冬	春	夏	秋	年
'70	$(H_{1/3})_{max}$					
	$(T_{1/3})_{max}$					
'71	$(H_{1/3})_{max}$					
	$(T_{1/3})_{max}$					
'72	$(H_{1/3})_{max}$				2.63	2.63
	$(T_{1/3})_{max}$				7.50	7.50
'73	$(H_{1/3})_{max}$	2.45	2.72	1.70	2.41	2.72
	$(T_{1/3})_{max}$	6.10	8.24	8.47	6.60	8.24
'74	$(H_{1/3})_{max}$	2.91	2.59	3.87	2.84	3.87
	$(T_{1/3})_{max}$	8.23	7.20	11.60	7.20	11.60
'75	$(H_{1/3})_{max}$	2.69	2.33	3.29	2.61	3.29
	$(T_{1/3})_{max}$	6.90	6.16	9.09	7.86	9.09
'76	$(H_{1/3})_{max}$	2.57	2.54	2.25	2.16	2.57
	$(T_{1/3})_{max}$	6.66	6.50	6.05	5.98	6.66
'77	$(H_{1/3})_{max}$	2.77	3.20	1.88	2.00	3.20
	$(T_{1/3})_{max}$	6.41	7.70	5.30	6.62	7.70

付表－1.16a　　浜金谷　期間別最大有義波(2)

月別最大有義波

年	項目＼月	1	2	3	4	5	6	7	8	9	10	11	12
'78	$(H_{1/3})_{max}$	2.75	2.87	1.88	2.59	1.83	1.85	0.86	1.77	1.24	1.82	2.46	2.53
	$(T_{1/3})_{max}$	6.11	6.80	6.43	7.58	5.81	5.75	8.03	6.42	4.83	5.23	5.90	5.92
'79	$(H_{1/3})_{max}$	2.81	2.57	4.45	2.64	1.75	3.03	1.74	2.03	1.57	3.90	2.26	1.90
	$(T_{1/3})_{max}$	6.70	6.38	8.36	7.23	6.00	5.20	5.60	5.70	5.24	10.50	6.01	5.64
'80	$(H_{1/3})_{max}$	2.73	2.59	2.19	2.88	2.71	2.28	1.85	0.78	1.89	3.15	1.63	3.06
	$(T_{1/3})_{max}$	6.60	6.29	7.55	6.57	6.00	6.43	5.86	40.6	10.53	6.81	6.01	7.20
'81	$(H_{1/3})_{max}$	2.96	2.25	3.19	2.37	1.70	2.65	1.46	2.90	1.56	3.18	1.90	2.22
	$(T_{1/3})_{max}$	6.53	6.27	8.57	6.05	5.23	6.24	4.86	10.71	5.46	6.88	5.44	5.60
'82	$(H_{1/3})_{max}$	2.07	1.89	3.29	2.21	2.12	3.34	2.14	4.17	4.27	1.88	2.95	2.74
	$(T_{1/3})_{max}$	6.16	7.57	7.37	6.11	5.68	7.46	6.02	10.15	9.60	5.08	7.30	6.38
'83	$(H_{1/3})_{max}$	1.73	2.35	3.28	2.54	3.06	2.06	1.89	3.06	1.75	1.56	2.83	2.79
	$(T_{1/3})_{max}$	5.50	5.80	7.03	6.07	7.68	6.27	5.08	7.68	5.57	6.90	6.96	7.45
'84	$(H_{1/3})_{max}$	2.36	1.89	2.28	1.55	2.34	1.58	1.11	2.08	0.42	2.02	1.81	2.29
	$(T_{1/3})_{max}$	5.89	7.41	5.60	5.16	6.16	5.07	4.40	5.87	2.91	5.66	4.93	6.64
累月	$(H_{1/3})_{max}$	2.96	2.91	4.45	3.20	3.06	3.34	2.14	4.17	4.27	3.90	2.95	3.06
	$(T_{1/3})_{max}$	6.53	8.23	8.36	7.70	7.68	7.46	6.02	10.15	9.60	10.50	7.30	7.20

季別・年最大有義波

年	項目＼季・年	冬	春	夏	秋	年
'78	$(H_{1/3})_{max}$	2.87	2.59	1.85	2.46	2.87
	$(T_{1/3})_{max}$	6.80	7.58	5.75	5.90	6.80
'79	$(H_{1/3})_{max}$	2.81	4.45	3.03	3.90	4.45
	$(T_{1/3})_{max}$	6.70	8.36	5.20	10.50	8.36
'80	$(H_{1/3})_{max}$	2.73	2.88	2.28	3.15	3.15
	$(T_{1/3})_{max}$	6.60	6.57	6.43	6.81	6.81
'81	$(H_{1/3})_{max}$	3.06	3.19	2.90	3.18	3.19
	$(T_{1/3})_{max}$	7.20	8.57	10.71	6.88	8.57
'82	$(H_{1/3})_{max}$	2.22	3.29	4.17	4.27	4.27
	$(T_{1/3})_{max}$	5.60	7.37	10.15	9.60	9.60
'83	$(H_{1/3})_{max}$	2.74	3.28	3.06	2.83	3.28
	$(T_{1/3})_{max}$	6.38	7.03	7.68	6.96	7.03
'84	$(H_{1/3})_{max}$	2.79	2.34	2.08	2.02	2.36
	$(T_{1/3})_{max}$	7.45	6.16	5.87	5.66	5.89
累季・年	$(H_{1/3})_{max}$	3.06	4.45	4.17	4.27	4.45
	$(T_{1/3})_{max}$	7.20	8.36	10.15	9.60	8.36

付表－1.16b　浜金谷　期間別平均有義波(1)

月別平均有義波

年	項目＼月	1	2	3	4	5	6	7	8	9	10	11	12
'70	$(H_{1/3})_{mean}$												
	$(T_{1/3})_{mean}$												
'71	$(H_{1/3})_{mean}$												
	$(T_{1/3})_{mean}$												
'72	$(H_{1/3})_{mean}$									0.58 (0.413)	0.62 (0.352)	0.61 (0.379)	0.63 (0.412)
	$(T_{1/3})_{mean}$									5.39 (1.757)	5.42 (2.492)	4.97 (1.171)	5.04 (1.235)
'73	$(H_{1/3})_{mean}$	0.74 (0.448)	—	—	0.67 (0.353)	0.46 (0.269)	0.45 (0.195)	0.65 (0.273)	0.80 (0.303)	0.58 (0.313)	0.59 (0.311)	0.78 (0.570)	0.83 (0.556)
	$(T_{1/3})_{mean}$	4.89 (1.448)	—	—	5.40 (1.465)	4.57 (1.173)	4.76 (1.035)	4.80 (1.445)	4.92 (0.938)	4.63 (1.019)	4.99 (1.129)	5.01 (1.136)	5.38 (1.051)
'74	$(H_{1/3})_{mean}$	0.66 (0.308)	0.65 (0.430)	0.59 (0.377)	0.76 (0.474)	0.58 (0.325)	0.52 (0.289)	0.54 (0.239)	0.51 (0.360)	0.72 (0.306)	0.47 (0.264)	0.57 (0.400)	0.53 (0.305)
	$(T_{1/3})_{mean}$	5.12 (1.320)	4.82 (1.325)	4.74 (1.167)	4.99 (1.170)	5.10 (1.220)	5.13 (1.006)	5.53 (1.652)	6.00 (2.271)	6.00 (1.517)	4.94 (1.454)	5.63 (2.043)	4.92 (1.201)
'75	$(H_{1/3})_{mean}$	0.74 (0.500)	0.67 (0.446)	0.57 (0.403)	0.40 (0.155)	0.74 (0.475)	0.51 (0.338)	0.53 (0.351)	0.61 (0.439)	0.46 (0.257)	0.52 (0.324)	0.60 (0.290)	0.51 (0.350)
	$(T_{1/3})_{mean}$	5.31 (1.545)	4.95 (1.302)	4.36 (1.182)	4.58 (0.949)	4.78 (0.818)	5.11 (1.164)	4.61 (0.800)	6.03 (1.971)	4.74 (2.425)	4.63 (1.378)	5.18 (1.872)	4.58 (1.081)
'76	$(H_{1/3})_{mean}$	0.89 (0.597)	0.64 (0.434)	0.59 (0.372)	0.55 (0.283)	0.63 (0.395)	0.66 (0.468)	0.51 (0.188)	0.58 (0.340)	0.50 (0.260)	0.40 (0.230)	0.64 (0.367)	0.70 (0.517)
	$(T_{1/3})_{mean}$	5.19 (0.955)	4.95 (1.296)	5.22 (1.374)	4.98 (1.450)	6.08 (2.411)	5.14 (1.042)	5.82 (1.716)	5.26 (1.427)	6.21 (2.204)	5.74 (1.557)	4.80 (1.284)	5.01 (1.234)
'77	$(H_{1/3})_{mean}$	0.51 (0.308)	0.71 (0.459)	0.74 (0.519)	0.75 (0.565)	0.53 (0.351)	0.42 (0.145)	0.37 (0.221)	0.47 (0.233)	0.48 (0.229)	0.38 (0.153)	0.58 (0.340)	0.55 (0.361)
	$(T_{1/3})_{mean}$	4.68 (0.956)	4.98 (1.103)	5.29 (1.392)	5.27 (1.044)	5.08 (0.914)	5.33 (1.167)	4.81 (1.027)	5.40 (1.361)	5.45 (1.709)	4.79 (1.372)	4.98 (1.168)	4.91 (1.123)

季別・年平均有義波

年	項目＼季・年	冬	春	夏	秋	年
'70	$(H_{1/3})_{mean}$					
	$(T_{1/3})_{mean}$					
'71	$(H_{1/3})_{mean}$					
	$(T_{1/3})_{mean}$					
'72	$(H_{1/3})_{mean}$				0.60 (0.381)	0.61 (0.391)
	$(T_{1/3})_{mean}$				5.28 (1.946)	5.21 (1.772)
'73	$(H_{1/3})_{mean}$	0.67 (0.430)	0.54 (0.322)	0.60 (0.284)	0.65 (0.430)	0.64 (0.405)
	$(T_{1/3})_{mean}$	4.98 (1.324)	4.90 (1.360)	4.81 (1.203)	4.87 (1.109)	4.92 (1.218)
'74	$(H_{1/3})_{mean}$	0.71 (0.452)	0.64 (0.403)	0.53 (0.300)	0.55 (0.347)	0.58 (0.357)
	$(T_{1/3})_{mean}$	5.11 (1.256)	4.94 (1.196)	5.54 (1.750)	5.40 (1.792)	5.20 (1.532)
'75	$(H_{1/3})_{mean}$	0.64 (0.432)	0.52 (0.354)	0.55 (0.385)	0.52 (0.297)	0.56 (0.381)
	$(T_{1/3})_{mean}$	5.06 (1.366)	4.49 (1.069)	5.26 (1.546)	4.84 (1.950)	4.93 (1.580)
'76	$(H_{1/3})_{mean}$	0.68 (0.497)	0.59 (0.355)	0.58 (0.353)	0.54 (0.317)	0.62 (0.411)
	$(T_{1/3})_{mean}$	4.90 (1.145)	5.42 (1.865)	5.41 (1.461)	5.57 (1.910)	5.35 (1.614)
'77	$(H_{1/3})_{mean}$	0.64 (0.446)	0.67 (0.495)	0.42 (0.207)	0.48 (0.262)	0.54 (0.370)
	$(T_{1/3})_{mean}$	4.89 (1.114)	5.21 (1.139)	5.19 (1.222)	5.09 (1.474)	5.08 (1.241)

付表－1.16b　　浜金谷　期間別平均有義波(2)

月別平均有義波

年	項目＼月	1	2	3	4	5	6	7	8	9	10	11	12
'78	$(H_{1/3})_{mean}$	0.73 (0.472)	0.60 (0.330)	0.61 (0.358)	0.67 (0.419)	0.48 (0.267)	0.59 (0.297)	0.40 (0.134)	0.58 (0.309)	0.43 (0.168)	0.48 (0.231)	0.49 (0.336)	0.52 (0.339)
	$(T_{1/3})_{mean}$	5.33 (1.303)	5.01 (1.255)	5.35 (1.413)	5.16 (1.239)	4.74 (0.801)	4.77 (0.852)	5.62 (1.495)	4.97 (0.961)	4.83 (1.318)	4.97 (1.491)	5.16 (1.479)	4.86 (1.076)
'79	$(H_{1/3})_{mean}$	0.62 (0.445)	0.64 (0.443)	0.62 (0.564)	0.65 (0.421)	0.47 (0.266)	0.62 (0.368)	0.53 (0.264)	0.60 (0.289)	0.45 (0.224)	0.59 (0.398)	0.58 (0.414)	0.50 (0.304)
	$(T_{1/3})_{mean}$	5.18 (1.367)	5.49 (1.487)	4.84 (1.153)	4.83 (1.057)	4.95 (1.010)	4.73 (0.921)	5.31 (1.124)	6.14 (2.015)	5.29 (1.313)	5.82 (2.082)	4.63 (1.056)	4.59 (0.901)
'80	$(H_{1/3})_{mean}$	0.81 (0.474)	0.77 (0.481)	0.58 (0.366)	0.65 (0.447)	0.68 (0.399)	0.55 (0.360)	0.55 (0.291)	0.36 (0.123)	0.51 (0.269)	0.63 (0.528)	0.51 (0.260)	0.90 (0.697)
	$(T_{1/3})_{mean}$	4.90 (1.131)	5.03 (1.040)	4.92 (1.542)	4.73 (1.320)	5.19 (1.753)	4.64 (1.084)	5.28 (1.542)	4.13 (0.908)	4.47 (1.522)	5.10 (1.666)	4.62 (1.278)	5.29 (1.120)
'81	$(H_{1/3})_{mean}$	0.74 (0.510)	0.62 (0.373)	0.70 (0.551)	0.53 (0.373)	0.50 (0.269)	0.48 (0.312)	0.44 (0.209)	0.64 (0.462)	0.47 (0.253)	0.67 (0.569)	0.53 (0.326)	0.54 (0.382)
	$(T_{1/3})_{mean}$	5.21 (1.255)	5.02 (1.400)	5.21 (1.572)	4.88 (1.468)	4.49 (1.112)	5.02 (1.164)	4.41 (1.207)	5.74 (2.218)	4.96 (2.145)	5.43 (2.355)	4.36 (1.046)	4.20 (1.011)
'82	$(H_{1/3})_{mean}$	0.61 (0.370)	0.52 (0.280)	0.65 (0.467)	0.59 (0.385)	0.63 (0.376)	0.54 (0.384)	0.49 (0.280)	0.64 (0.417)	0.62 (0.461)	0.46 (0.268)	0.54 (0.485)	0.62 (0.409)
	$(T_{1/3})_{mean}$	4.69 (1.221)	4.25 (1.257)	4.88 (1.538)	4.60 (1.164)	4.53 (1.073)	4.82 (1.273)	5.65 (2.291)	5.95 (2.038)	5.24 (2.038)	4.29 (1.073)	4.43 (1.270)	4.72 (1.194)
'83	$(H_{1/3})_{mean}$	0.58 (0.329)	0.78 (0.499)	0.59 (0.426)	0.68 (0.475)	0.58 (0.489)	0.51 (0.277)	0.57 (0.301)	0.67 (0.547)	0.43 (0.264)	0.41 (0.231)	0.60 (0.473)	0.67 (0.469)
	$(T_{1/3})_{mean}$	4.73 (1.295)	4.71 (1.167)	4.67 (1.611)	4.78 (1.168)	4.65 (1.220)	4.95 (1.297)	4.73 (1.105)	6.16 (3.023)	4.97 (2.117)	4.14 (1.250)	4.57 (1.352)	4.73 (1.352)
'84	$(H_{1/3})_{mean}$	0.56 (0.336)	0.64 (0.351)	0.62 (0.358)	0.43 (0.244)	0.44 (0.277)	0.47 (0.251)	0.33 (0.122)	0.57 (0.398)	0.28 (0.066)	0.50 (0.278)	0.49 (0.326)	0.65 (0.384)
	$(T_{1/3})_{mean}$	4.60 (1.241)	4.89 (1.489)	4.76 (1.327)	4.04 (1.307)	4.05 (1.002)	4.60 (1.246)	4.35 (1.016)	5.40 (2.360)	4.05 (1.133)	4.52 (1.619)	4.15 (1.097)	4.69 (1.140)
累月	$(H_{1/3})_{mean}$	0.68 (0.446)	0.66 (0.422)	0.62 (0.443)	0.62 (0.418)	0.55 (0.354)	0.53 (0.325)	0.49 (0.263)	0.58 (0.383)	0.50 (0.298)	0.52 (0.356)	0.58 (0.399)	0.63 (0.453)
	$(T_{1/3})_{mean}$	4.99 (1.282)	4.91 (1.318)	4.94 (1.431)	4.84 (1.284)	4.85 (1.393)	4.91 (1.133)	5.08 (1.509)	5.53 (2.021)	5.10 (1.875)	4.90 (1.711)	4.80 (1.418)	4.84 (1.176)

季別・年平均有義波

年	項目＼季・年	冬	春	夏	秋	年
'78	$(H_{1/3})_{mean}$	0.63 (0.401)	0.58 (0.362)	0.52 (0.273)	0.47 (0.255)	0.55 (0.331)
	$(T_{1/3})_{mean}$	5.09 (1.243)	5.08 (1.204)	5.12 (1.198)	4.98 (1.437)	5.07 (1.273)
'79	$(H_{1/3})_{mean}$	0.60 (0.416)	0.58 (0.440)	0.58 (0.312)	0.54 (0.357)	0.57 (0.383)
	$(T_{1/3})_{mean}$	5.17 (1.342)	4.87 (1.075)	5.40 (1.550)	5.18 (1.542)	5.13 (1.395)
'80	$(H_{1/3})_{mean}$	0.69 (0.449)	0.64 (0.408)	0.49 (0.290)	0.55 (0.382)	0.63 (0.441)
	$(T_{1/3})_{mean}$	4.84 (1.045)	4.95 (1.563)	4.69 (1.297)	4.74 (1.523)	4.86 (1.393)
'81	$(H_{1/3})_{mean}$	0.76 (0.559)	0.58 (0.432)	0.52 (0.354)	0.56 (0.417)	0.57 (0.412)
	$(T_{1/3})_{mean}$	5.17 (1.264)	4.86 (1.421)	5.05 (1.698)	4.92 (1.989)	4.91 (1.635)
'82	$(H_{1/3})_{mean}$	0.56 (0.351)	0.63 (0.412)	0.56 (0.370)	0.54 (0.420)	0.58 (0.393)
	$(T_{1/3})_{mean}$	4.38 (1.186)	4.67 (1.285)	5.48 (1.980)	4.65 (1.571)	4.84 (1.592)
'83	$(H_{1/3})_{mean}$	0.65 (0.424)	0.61 (0.466)	0.59 (0.401)	0.48 (0.350)	0.59 (0.423)
	$(T_{1/3})_{mean}$	4.72 (1.222)	4.70 (1.350)	5.28 (2.106)	4.56 (1.652)	4.82 (1.655)
'84	$(H_{1/3})_{mean}$	0.62 (0.393)	0.50 (0.310)	0.44 (0.287)	0.46 (0.293)	0.51 (0.322)
	$(T_{1/3})_{mean}$	4.74 (1.366)	4.28 (1.266)	4.74 (1.642)	4.30 (1.370)	4.52 (1.416)
累季・年	$(H_{1/3})_{mean}$	0.65 (0.444)	0.60 (0.408)	0.53 (0.328)	0.53 (0.357)	0.58 (0.389)
	$(T_{1/3})_{mean}$	4.92 (1.259)	4.87 (1.372)	5.17 (1.614)	4.93 (1.677)	4.97 (1.496)

付表－1.17a　　波浮港　期間別最大有義波(1)

月別最大有義波

年	項目＼月	1	2	3	4	5	6	7	8	9	10	11	12
'70	$(H_{1/3})_{max}$												
	$(T_{1/3})_{max}$												
'71	$(H_{1/3})_{max}$												
	$(T_{1/3})_{max}$												
'72	$(H_{1/3})_{max}$												
	$(T_{1/3})_{max}$												
'73	$(H_{1/3})_{max}$				4.32	3.65	2.46	3.45	2.61	1.62	3.58	4.82	3.68
	$(T_{1/3})_{max}$				8.50	6.50	7.10	10.80	11.40	10.70	7.40	9.62	8.08
'74	$(H_{1/3})_{max}$	3.72	3.45	4.40	—	—	—	2.38	6.85	2.80	3.56	3.68	3.33
	$(T_{1/3})_{max}$	7.48	7.23	10.75	—	—	—	8.26	11.07	8.26	6.58	7.79	7.27
'75	$(H_{1/3})_{max}$	4.26	4.39	4.70	4.46	2.97	4.51	2.56	5.09	5.68	4.11	6.20	3.24
	$(T_{1/3})_{max}$	8.38	8.57	9.50	9.15	7.17	9.39	6.86	9.99	13.40	8.15	15.06	8.01
'76	$(H_{1/3})_{max}$	2.67	3.62	5.09	3.81	4.32	4.27	4.41	2.06	4.61	3.82	4.74	3.83
	$(T_{1/3})_{max}$	7.68	8.76	10.08	7.30	13.77	8.84	11.37	7.60	13.70	8.27	8.65	8.30
'77	$(H_{1/3})_{max}$	2.88	2.83	6.00	3.73	3.79	4.05	2.47	3.97	4.77	3.62	4.95	3.27
	$(T_{1/3})_{max}$	6.82	6.61	9.89	7.50	8.71	8.32	10.11	9.80	10.53	8.27	8.54	7.89

季別・年最大有義波

年	項目＼季・年	冬	春	夏	秋	年
'70	$(H_{1/3})_{max}$					
	$(T_{1/3})_{max}$					
'71	$(H_{1/3})_{max}$					
	$(T_{1/3})_{max}$					
'72	$(H_{1/3})_{max}$					
	$(T_{1/3})_{max}$					
'73	$(H_{1/3})_{max}$		4.32	3.45	4.82	4.82
	$(T_{1/3})_{max}$		8.50	10.80	9.62	9.62
'74	$(H_{1/3})_{max}$	3.72	4.40	6.85	3.68	6.85
	$(T_{1/3})_{max}$	7.48	10.75	11.07	7.79	11.07
'75	$(H_{1/3})_{max}$	4.39	4.70	5.09	6.20	6.20
	$(T_{1/3})_{max}$	8.57	9.50	9.99	15.06	15.06
'76	$(H_{1/3})_{max}$	3.62	5.09	4.41	4.74	5.09
	$(T_{1/3})_{max}$	8.76	10.08	11.37	8.65	10.08
'77	$(H_{1/3})_{max}$	3.83	6.00	4.05	4.95	6.00
	$(T_{1/3})_{max}$	8.30	9.89	8.32	8.54	9.89

付表－1.17a　　波浮港　期間別最大有義波(2)

月別最大有義波

年	項目＼月	1	2	3	4	5	6	7	8	9	10	11	12
'78	$(H_{1/3})_{max}$	2.95	3.78	6.14	4.94	3.33	2.30	4.68	4.81	3.21	3.36	3.30	2.99
	$(T_{1/3})_{max}$	8.02	8.11	9.26	8.86	7.54	6.71	12.48	10.90	9.50	8.50	9.69	10.20
'79	$(H_{1/3})_{max}$	4.68	4.56	5.04	5.64	7.13	2.34	4.31	2.74	3.03	6.74	4.72	2.93
	$(T_{1/3})_{max}$	10.85	7.74	8.62	8.23	10.71	6.48	8.90	7.53	8.26	11.90	9.18	6.96
'80	$(H_{1/3})_{max}$	3.06	3.29	—	—	—	—	—	1.80	4.00	5.10	4.20	4.06
	$(T_{1/3})_{max}$	7.12	6.78	—	—	—	—	—	7.10	10.50	13.00	11.78	8.69
'81	$(H_{1/3})_{max}$	3.57	3.26	4.34	4.88	3.53	2.91	3.52	8.36	2.68	7.02	3.97	3.01
	$(T_{1/3})_{max}$	8.16	7.80	8.08	8.50	6.87	8.52	10.24	10.70	9.99	10.61	7.38	6.70
'82	$(H_{1/3})_{max}$	4.52	3.71	3.94	4.30	3.40	4.12	4.08	6.94	5.57	5.92	5.96	3.14
	$(T_{1/3})_{max}$	9.22	7.46	7.53	9.44	9.20	7.91	13.26	11.10	9.70	12.36	10.05	8.78
'83	$(H_{1/3})_{max}$	2.66	6.08	4.20	3.85	4.05	3.65	2.66	5.34	4.11	1.51	—	—
	$(T_{1/3})_{max}$	7.00	10.96	8.50	7.73	7.93	9.29	7.46	9.86	10.38	7.40	—	—
'84	$(H_{1/3})_{max}$	3.10	3.89	3.49	3.20	3.94	2.22	2.65	2.92	2.53	6.86	2.00	—
	$(T_{1/3})_{max}$	7.00	8.00	8.20	8.80	10.15	7.94	8.65	8.10	7.80	11.39	6.19	—
累月	$(H_{1/3})_{max}$	4.68	6.08	6.14	5.64	7.13	4.51	4.68	8.36	5.68	7.02	6.20	4.06
	$(T_{1/3})_{max}$	10.85	10.96	9.26	8.23	10.71	9.39	12.48	10.70	13.40	10.61	15.06	8.69

季別・年最大有義波

年	項目＼季・年	冬	春	夏	秋	年
'78	$(H_{1/3})_{max}$	3.78	6.14	4.81	3.36	6.14
	$(T_{1/3})_{max}$	8.11	9.26	10.90	8.50	9.26
'79	$(H_{1/3})_{max}$	4.68	7.13	4.31	6.74	7.13
	$(T_{1/3})_{max}$	10.85	10.71	8.90	11.90	10.71
'80	$(H_{1/3})_{max}$	3.29	—	1.80	5.10	5.10
	$(T_{1/3})_{max}$	6.78	—	7.10	13.00	13.00
'81	$(H_{1/3})_{max}$	4.06	4.88	8.36	7.02	8.36
	$(T_{1/3})_{max}$	8.69	8.50	10.70	10.61	10.70
'82	$(H_{1/3})_{max}$	4.52	4.30	6.94	5.96	6.94
	$(T_{1/3})_{max}$	9.22	9.44	11.10	10.05	11.10
'83	$(H_{1/3})_{max}$	6.08	4.20	5.34	4.11	6.08
	$(T_{1/3})_{max}$	10.96	8.50	9.86	10.38	10.96
'84	$(H_{1/3})_{max}$	3.89	3.94	2.92	6.86	6.86
	$(T_{1/3})_{max}$	8.00	10.15	8.10	11.39	11.39
累季・年	$(H_{1/3})_{max}$	6.08	7.13	8.36	7.02	8.36
	$(T_{1/3})_{max}$	10.96	10.71	10.70	10.61	10.70

付表－1.17b　　波浮港　期間別平均有義波(1)

月別平均有義波

年	項目＼月	1	2	3	4	5	6	7	8	9	10	11	12
'70	$(H_{1/3})_{mean}$												
	$(T_{1/3})_{mean}$												
'71	$(H_{1/3})_{mean}$												
	$(T_{1/3})_{mean}$												
'72	$(H_{1/3})_{mean}$												
	$(T_{1/3})_{mean}$												
'73	$(H_{1/3})_{mean}$				1.65 (0.767)	1.47 (0.568)	1.20 (0.363)	1.06 (0.490)	1.03 (0.378)	0.84 (0.221)	1.58 (0.580)	1.63 (0.672)	1.56 (0.650)
	$(T_{1/3})_{mean}$				7.02 (0.904)	7.01 (1.023)	6.98 (0.751)	7.53 (0.999)	7.35 (1.214)	7.55 (0.909)	7.76 (1.432)	7.15 (1.416)	6.14 (0.761)
'74	$(H_{1/3})_{mean}$	1.74 (0.510)	1.78 (0.611)	1.73 (0.675)	—	—	—	1.19 (0.457)	1.57 (1.006)	1.48 (0.429)	1.46 (0.507)	1.56 (0.562)	1.46 (0.479)
	$(T_{1/3})_{mean}$	7.17 (1.005)	7.11 (0.967)	7.25 (1.380)	—	—	—	7.55 (1.448)	8.23 (1.573)	7.58 (1.230)	7.18 (1.149)	7.21 (1.042)	6.92 (0.891)
'75	$(H_{1/3})_{mean}$	1.65 (0.609)	1.90 (0.665)	1.86 (0.673)	1.58 (0.581)	1.45 (0.522)	1.16 (0.477)	1.05 (0.401)	1.53 (0.748)	1.41 (0.836)	1.76 (0.633)	2.21 (0.936)	1.35 (0.442)
	$(T_{1/3})_{mean}$	6.91 (1.061)	7.34 (1.530)	7.88 (1.674)	7.55 (1.054)	7.11 (0.932)	6.78 (0.842)	7.25 (0.867)	7.99 (1.145)	7.91 (1.793)	7.64 (1.269)	8.27 (1.832)	6.82 (1.103)
'76	$(H_{1/3})_{mean}$	1.37 (0.449)	1.72 (0.572)	2.02 (0.752)	1.77 (0.540)	1.63 (0.689)	1.50 (0.561)	1.44 (0.588)	1.02 (0.252)	1.63 (0.675)	1.48 (0.615)	1.63 (0.658)	1.51 (0.643)
	$(T_{1/3})_{mean}$	6.26 (0.751)	7.69 (1.319)	7.77 (1.314)	7.51 (0.920)	7.83 (1.763)	7.28 (0.858)	8.49 (1.374)	7.45 (1.035)	8.53 (1.594)	7.34 (1.037)	7.19 (1.079)	6.60 (0.964)
'77	$(H_{1/3})_{mean}$	1.33 (0.390)	1.47 (0.399)	1.73 (0.785)	1.53 (0.484)	1.38 (0.524)	1.47 (0.485)	0.99 (0.345)	1.62 (0.705)	1.49 (0.784)	1.74 (0.550)	1.90 (0.659)	1.42 (0.535)
	$(T_{1/3})_{mean}$	6.42 (0.822)	7.05 (1.192)	7.05 (1.132)	6.84 (0.798)	7.02 (1.039)	7.38 (1.436)	7.57 (1.197)	7.93 (1.202)	7.68 (1.336)	8.06 (1.433)	7.94 (1.631)	6.93 (1.258)

季別・年平均有義波

年	項目＼季・年	冬	春	夏	秋	年
'70	$(H_{1/3})_{mean}$					
	$(T_{1/3})_{mean}$					
'71	$(H_{1/3})_{mean}$					
	$(T_{1/3})_{mean}$					
'72	$(H_{1/3})_{mean}$					
	$(T_{1/3})_{mean}$					
'73	$(H_{1/3})_{mean}$		1.54 (0.655)	1.10 (0.425)	1.47 (0.641)	1.35 (0.609)
	$(T_{1/3})_{mean}$		7.01 (0.980)	7.29 (1.022)	7.51 (1.376)	7.13 (1.178)
'74	$(H_{1/3})_{mean}$	1.69 (0.600)	1.73 (0.675)	1.47 (0.909)	1.50 (0.503)	1.57 (0.632)
	$(T_{1/3})_{mean}$	6.80 (1.032)	7.25 (1.380)	8.05 (1.569)	7.32 (1.159)	7.35 (1.245)
'75	$(H_{1/3})_{mean}$	1.66 (0.613)	1.63 (0.618)	1.24 (0.596)	1.80 (0.873)	1.58 (0.715)
	$(T_{1/3})_{mean}$	7.04 (1.181)	7.51 (1.298)	7.33 (1.080)	7.94 (1.666)	7.45 (1.383)
'76	$(H_{1/3})_{mean}$	1.47 (0.515)	1.79 (0.685)	1.41 (0.564)	1.58 (0.653)	1.58 (0.639)
	$(T_{1/3})_{mean}$	6.89 (1.219)	7.71 (1.403)	7.82 (1.269)	7.67 (1.387)	7.48 (1.377)
'77	$(H_{1/3})_{mean}$	1.44 (0.505)	1.55 (0.631)	1.38 (0.601)	1.70 (0.695)	1.51 (0.616)
	$(T_{1/3})_{mean}$	6.67 (1.023)	6.97 (1.006)	7.64 (1.306)	7.89 (1.473)	7.32 (1.319)

付表－1.17b　　波浮港　期間別平均有義波(2)

月別平均有義波

年	項目＼月	1	2	3	4	5	6	7	8	9	10	11	12
'78	$(H_{1/3})_{mean}$	1.50 (0.459)	1.47 (0.438)	1.63 (0.786)	1.71 (0.751)	1.50 (0.571)	1.09 (0.365)	1.30 (0.543)	1.25 (0.598)	1.39 (0.447)	1.73 (0.547)	1.51 (0.534)	1.43 (0.421)
	$(T_{1/3})_{mean}$	6.76 (1.013)	6.75 (0.910)	7.25 (1.193)	7.28 (1.458)	7.39 (0.783)	6.69 (0.680)	8.12 (1.116)	7.25 (1.166)	7.46 (1.206)	8.01 (1.081)	7.68 (1.278)	7.73 (1.227)
'79	$(H_{1/3})_{mean}$	1.41 (0.662)	1.47 (0.583)	1.69 (0.757)	1.73 (0.687)	1.50 (0.922)	1.15 (0.388)	1.26 (0.553)	1.35 (0.341)	1.30 (0.483)	1.67 (0.968)	1.89 (0.674)	1.31 (0.366)
	$(T_{1/3})_{mean}$	6.55 (1.135)	7.21 (1.085)	7.58 (1.404)	7.27 (1.140)	7.44 (1.214)	6.82 (0.819)	7.12 (1.046)	7.73 (1.176)	7.55 (1.223)	7.96 (1.467)	7.75 (1.678)	7.27 (1.242)
'80	$(H_{1/3})_{mean}$	1.58 (0.541)	1.66 (0.540)	—	—	—	—	—	0.95 (0.202)	1.49 (0.749)	1.73 (0.830	1.44 (0.521)	1.90 (0.659)
	$(T_{1/3})_{mean}$	6.91 (1.034)	6.46 (0.670)	—	—	—	—	—	7.94 (1.126)	8.18 (1.263)	8.29 (2.016)	7.77 (1.553)	7.57 (1.186)
'81	$(H_{1/3})_{mean}$	1.69 (0.572)	1.71 (0.549)	1.68 (0.628)	1.63 (0.767)	1.40 (0.603)	1.29 (0.395)	1.13 (0.484)	1.74 (1.083)	1.44 (0.403)	1.83 (0.948)	1.43 (0.572)	1.29 (0.452)
	$(T_{1/3})_{mean}$	6.75 (0.834)	7.55 (1.087)	7.38 (1.212)	7.52 (0.799)	6.78 (0.856)	7.22 (0.947)	7.58 (1.072)	8.73 (1.586)	7.52 (1.284)	7.74 (1.847)	6.97 (0.944)	6.91 (1.145)
'82	$(H_{1/3})_{mean}$	1.61 (0.623)	1.60 (0.540)	1.75 (0.661)	1.68 (0.667)	1.27 (0.456)	1.34 (0.637)	1.43 (0.605)	1.44 (0.792)	1.87 (0.840)	1.92 (1.058)	1.45 (0.730)	1.40 (0.520)
	$(T_{1/3})_{mean}$	7.25 (1.199)	7.22 (1.298)	7.42 (1.193)	7.78 (1.235)	6.93 (1.078)	7.12 (1.046)	7.57 (1.826)	8.42 (1.395)	8.13 (1.671)	8.74 (1.775)	6.69 (0.905)	6.71 (0.874)
'83	$(H_{1/3})_{mean}$	1.28 (0.399)	1.64 (0.840)	1.72 (0.727)	1.65 (0.673)	1.45 (0.669)	1.58 (0.632)	1.23 (0.381)	1.46 (1.076)	1.39 (0.658)	1.23 (0.182)	—	—
	$(T_{1/3})_{mean}$	6.39 (0.971)	6.76 (1.483)	7.22 (1.097)	7.10 (0.906)	6.96 (0.849)	7.54 (1.001)	7.01 (0.961)	7.80 (1.698)	7.48 (1.594)	7.58 (0.565)	—	—
'84	$(H_{1/3})_{mean}$	1.91 (0.425)	1.85 (0.563)	1.61 (0.554)	1.78 (0.509)	1.61 (0.759)	1.25 (0.318)	1.10 (0.369)	1.17 (0.475)	1.25 (0.432)	2.03 (0.895)	1.05 (0.321)	—
	$(T_{1/3})_{mean}$	7.82 (1.061)	7.43 (1.159)	7.00 (1.440)	7.85 (1.069)	7.37 (1.254)	6.81 (0.800)	7.29 (0.993)	7.99 (1.200)	6.92 (1.195)	8.28 (1.590)	6.05 (0.607)	—
累月	$(H_{1/3})_{mean}$	1.53 (0.551)	1.67 (0.604)	1.74 (0.712)	1.67 (0.650)	1.47 (0.651)	1.30 (0.502)	1.20 (0.506)	1.39 (0.774)	1.45 (0.659)	1.72 (0.790)	1.65 (0.708)	1.46 (0.550)
	$(T_{1/3})_{mean}$	6.77 (1.052)	7.19 (1.242)	7.37 (1.339)	7.39 (1.100)	7.18 (1.151)	7.07 (0.984)	7.55 (1.258)	7.93 (1.394)	7.73 (1.464)	7.90 (1.566)	7.43 (1.451)	6.96 (1.165)

季別・年平均有義波

年	項目＼季・年	冬	春	夏	秋	年
'78	$(H_{1/3})_{mean}$	1.46 (0.482)	1.61 (0.713)	1.21 (0.519)	1.53 (0.530)	1.45 (0.584)
	$(T_{1/3})_{mean}$	6.81 (1.080)	7.31 (1.175)	7.36 (1.171)	7.70 (1.221)	7.35 (1.198)
'79	$(H_{1/3})_{mean}$	1.43 (0.563)	1.64 (0.803)	1.26 (0.447)	1.62 (0.778)	1.48 (0.683)
	$(T_{1/3})_{mean}$	7.17 (1.253)	7.43 (1.262)	7.24 (1.099)	7.76 (1.478)	7.36 (1.298)
'80	$(H_{1/3})_{mean}$	1.48 (0.498)	—	0.95 (0.202)	1.56 (0.724)	1.57 (0.681)
	$(T_{1/3})_{mean}$	6.98 (1.115)	—	7.94 (1.126)	8.08 (1.662)	7.66 (1.498)
'81	$(H_{1/3})_{mean}$	1.76 (0.603)	1.57 (0.681)	1.37 (0.745)	1.57 (0.708)	1.52 (0.682)
	$(T_{1/3})_{mean}$	7.28 (1.111)	7.22 (1.025)	7.81 (1.368)	7.41 (1.450)	7.37 (1.275)
'82	$(H_{1/3})_{mean}$	1.50 (0.563)	1.57 (0.638)	1.40 (0.685)	1.75 (0.913)	1.56 (0.723)
	$(T_{1/3})_{mean}$	7.12 (1.223)	7.37 (1.221)	7.71 (1.556)	7.86 (1.734)	7.50 (1.470)
'83	$(H_{1/3})_{mean}$	1.43 (0.616)	1.61 (0.700)	1.42 (0.765)	1.38 (0.641)	1.48 (0.714)
	$(T_{1/3})_{mean}$	6.61 (1.130)	7.09 (0.963)	7.45 (1.307)	7.49 (1.553)	7.14 (1.267)
'84	$(H_{1/3})_{mean}$	1.87 (0.535)	1.67 (0.623)	1.17 (0.397)	1.61 (0.803)	1.52 (0.649)
	$(T_{1/3})_{mean}$	7.52 (1.149)	7.40 (1.313)	7.37 (1.120)	7.50 (1.583)	7.43 (1.304)
累季・年	$(H_{1/3})_{mean}$	1.55 (0.574)	1.62 (0.681)	1.30 (0.615)	1.61 (0.731)	1.52 (0.666)
	$(T_{1/3})_{mean}$	6.96 (1.165)	7.31 (1.205)	7.53 (1.279)	7.70 (1.509)	7.38 (1.327)

付表－1.18a　　潮岬　期間別最大有義波(1)

月別最大有義波

年	項目＼月	1	2	3	4	5	6	7	8	9	10	11	12
'70	$(H_{1/3})_{max}$								4.15	2.41	—	—	1.82
	$(T_{1/3})_{max}$								12.65	12.39	—	—	6.14
'71	$(H_{1/3})_{max}$	2.03	2.10	3.78	2.05	2.71	3.02	3.67	—	2.77	3.06	3.60	2.82
	$(T_{1/3})_{max}$	7.17	7.19	7.84	7.86	7.67	7.69	10.50	—	12.00	8.28	14.78	6.97
'72	$(H_{1/3})_{max}$	5.02	5.83	3.44	3.63	2.54	0.67	2.93	1.76	1.67	2.16	3.24	2.37
	$(T_{1/3})_{max}$	8.74	8.99	8.97	9.30	7.57	6.97	12.88	7.48	5.73	7.75	8.89	7.92
'73	$(H_{1/3})_{max}$	4.52	2.24	2.66	4.09	2.15	1.34	1.28	3.99	2.24	2.11	2.22	3.10
	$(T_{1/3})_{max}$	9.47	9.02	7.33	8.45	10.39	7.41	11.57	11.87	7.41	13.20	7.22	8.62
'74	$(H_{1/3})_{max}$	1.74	2.97	3.68	2.78	2.21	2.39	2.46	2.44	2.57	2.56	2.78	2.42
	$(T_{1/3})_{max}$	6.46	8.04	7.77	9.01	6.93	7.14	9.08	14.00	11.36	13.50	13.76	8.19
'75	$(H_{1/3})_{max}$	2.86	2.55	4.40	4.63	1.21	3.32	1.75	3.29	1.37	2.50	2.19	3.18
	$(T_{1/3})_{max}$	10.80	7.21	10.32	8.89	7.74	7.50	6.95	12.00	11.00	8.67	8.21	8.59
'76	$(H_{1/3})_{max}$	2.84	2.78	2.81	2.45	1.97	2.66	3.68	2.04	5.42	2.78	1.88	3.53
	$(T_{1/3})_{max}$	7.63	9.20	8.65	14.11	13.29	13.54	11.90	10.53	13.00	9.55	7.73	7.94
'77	$(H_{1/3})_{max}$	1.71	2.13	2.95	2.83	3.20	1.89	1.83	2.42	2.27	0.88	2.74	2.07
	$(T_{1/3})_{max}$	6.92	9.65	9.36	8.69	8.50	8.00	11.10	7.36	11.25	13.26	7.96	7.24

季別・年最大有義波

年	項目＼季・年	冬	春	夏	秋	年
'70	$(H_{1/3})_{max}$			4.15	2.41	4.15
	$(T_{1/3})_{max}$			12.65	12.39	12.65
'71	$(H_{1/3})_{max}$	2.10	3.78	3.67	3.60	3.78
	$(T_{1/3})_{max}$	7.19	7.84	10.50	14.78	7.84
'72	$(H_{1/3})_{max}$	5.83	3.63	2.93	3.24	5.83
	$(T_{1/3})_{max}$	8.99	9.30	12.88	8.89	8.99
'73	$(H_{1/3})_{max}$	4.52	4.09	3.99	2.24	4.52
	$(T_{1/3})_{max}$	9.47	8.45	11.87	7.41	9.47
'74	$(H_{1/3})_{max}$	3.10	3.68	2.46	2.78	3.68
	$(T_{1/3})_{max}$	8.62	7.77	9.08	13.76	7.77
'75	$(H_{1/3})_{max}$	2.86	4.63	3.32	2.50	4.63
	$(T_{1/3})_{max}$	10.80	8.89	7.50	8.67	8.89
'76	$(H_{1/3})_{max}$	3.18	2.81	3.68	5.42	5.42
	$(T_{1/3})_{max}$	8.59	8.65	11.90	13.00	13.00
'77	$(H_{1/3})_{max}$	3.53	3.20	2.42	2.74	3.20
	$(T_{1/3})_{max}$	7.94	8.50	7.36	7.96	8.50

付表－1.18a　　潮岬　期間別最大有義波(2)

月別最大有義波

年	項目＼月	1	2	3	4	5	6	7	8	9	10	11	12
'78	$(H_{1/3})_{max}$	2.91	4.41	3.50	2.81	1.66	2.13	3.39	4.29	2.13	1.83	2.80	1.88
	$(T_{1/3})_{max}$	9.09	9.70	9.99	10.13	8.10	9.00	12.56	10.28	7.45	12.09	8.72	7.53
'79	$(H_{1/3})_{max}$	3.47	2.83	4.53	2.62	2.20	2.73	3.23	3.89	2.44	—	—	1.69
	$(T_{1/3})_{max}$	10.20	9.53	10.00	9.27	9.44	8.50	8.83	12.50	8.50	—	—	7.80
'80	$(H_{1/3})_{max}$	2.17	2.17	4.40	2.55	3.86	1.42	1.39	—	0.51	2.52	1.54	2.15
	$(T_{1/3})_{max}$	7.10	7.90	10.78	7.94	9.00	7.83	9.73	—	12.04	7.94	13.96	7.43
'81	$(H_{1/3})_{max}$	2.33	3.09	4.02	3.12	1.22	3.34	1.03	3.77	2.78	5.54	2.70	1.99
	$(T_{1/3})_{max}$	8.21	9.39	9.65	8.79	7.01	8.88	8.18	12.33	8.31	15.76	9.58	8.60
'82	$(H_{1/3})_{max}$	1.50	3.09	5.41	2.17	1.65	1.81	2.87	6.65	5.72	3.98	3.18	1.22
	$(T_{1/3})_{max}$	7.20	8.77	10.69	8.96	8.46	7.66	13.71	13.46	13.80	17.36	11.10	9.41
'83	$(H_{1/3})_{max}$	2.71	3.03	3.86	4.46	2.27	4.29	1.95	4.38	5.76	1.20	2.79	2.78
	$(T_{1/3})_{max}$	8.45	8.59	9.12	10.07	8.46	10.09	7.19	14.06	11.11	13.46	8.24	8.82
'84	$(H_{1/3})_{max}$	2.51	1.90	2.41	2.13	2.46	1.52	1.46	3.06	1.65	1.41	1.79	1.24
	$(T_{1/3})_{max}$	7.74	8.35	9.41	8.42	8.44	7.79	11.30	8.99	6.80	14.85	7.07	6.91
累月	$(H_{1/3})_{max}$	5.02	5.83	5.41	4.63	3.86	4.29	3.68	6.65	5.76	5.54	3.60	3.53
	$(T_{1/3})_{max}$	8.74	8.99	10.69	8.89	9.00	10.09	11.90	13.46	11.11	15.76	14.78	7.94

季別・年最大有義波

年	項目＼季・年	冬	春	夏	秋	年
'78	$(H_{1/3})_{max}$	4.41	3.50	4.29	2.80	4.41
	$(T_{1/3})_{max}$	9.70	9.99	10.28	8.72	9.70
'79	$(H_{1/3})_{max}$	3.47	4.53	3.89	2.44	4.53
	$(T_{1/3})_{max}$	10.20	10.00	12.50	8.50	10.00
'80	$(H_{1/3})_{max}$	2.17	4.40	1.42	2.52	4.40
	$(T_{1/3})_{max}$	7.10	10.78	7.83	7.94	10.78
'81	$(H_{1/3})_{max}$	3.09	4.02	3.77	5.54	5.54
	$(T_{1/3})_{max}$	9.39	9.65	12.33	15.76	15.76
'82	$(H_{1/3})_{max}$	3.09	5.41	6.65	5.72	6.65
	$(T_{1/3})_{max}$	8.77	10.69	13.46	13.80	13.46
'83	$(H_{1/3})_{max}$	3.03	4.46	4.38	5.76	5.76
	$(T_{1/3})_{max}$	8.59	10.07	14.06	11.11	11.11
'84	$(H_{1/3})_{max}$	2.78	2.46	3.06	1.79	3.06
	$(T_{1/3})_{max}$	8.82	8.44	8.99	7.07	8.99
累季・年	$(H_{1/3})_{max}$	5.83	5.41	6.65	5.76	6.65
	$(T_{1/3})_{max}$	8.99	10.69	13.46	11.11	13.46

付表－1.18b　　潮岬　期間別平均有義波(1)

月別平均有義波

年	項目＼月	1	2	3	4	5	6	7	8	9	10	11	12
'70	$(H_{1/3})_{mean}$								1.17 (0.947)	0.68 (0.414)	—	—	0.51 (0.409)
	$(T_{1/3})_{mean}$								9.73 (1.551)	9.42 (1.039)	—	—	8.61 (1.469)
'71	$(H_{1/3})_{mean}$	0.45 (0.348)	0.49 (0.289)	0.74 (0.707)	0.49 (0.391)	0.46 (0.433)	0.62 (0.513)	0.94 (0.689)	—	1.62 (0.368)	0.75 (0.572)	0.74 (0.722)	0.78 (0.688)
	$(T_{1/3})_{mean}$	8.99 (2.045)	8.93 (1.846)	8.74 (1.689)	9.90 (1.652)	9.92 (1.711)	8.82 (2.077)	9.28 (1.918)	—	11.88 (0.487)	9.71 (1.366)	9.80 (1.870)	7.12 (2.646)
'72	$(H_{1/3})_{mean}$	1.48 (0.960)	0.75 (0.876)	0.61 (0.652)	0.46 (0.490)	1.21 (0.652)	0.62 (0.028)	1.02 (0.648)	0.89 (0.359)	0.49 (0.292)	0.46 (0.229)	0.60 (0.516)	0.51 (0.405)
	$(T_{1/3})_{mean}$	8.10 (1.396)	9.02 (1.455)	8.80 (1.566)	9.11 (1.437)	8.30 (0.958)	7.03 (0.243)	9.91 (2.089)	8.05 (1.201)	7.97 (1.258)	9.74 (1.450)	8.75 (1.662)	9.47 (1.580)
'73	$(H_{1/3})_{mean}$	0.55 (0.520)	0.41 (0.381)	0.41 (0.457)	0.56 (0.518)	0.35 (0.364)	0.36 (0.241)	0.35 (0.239)	0.70 (0.801)	0.30 (0.377)	0.44 (0.373)	0.48 (0.412)	0.52 (0.559)
	$(T_{1/3})_{mean}$	9.37 (1.745)	9.34 (1.586)	9.43 (2.534)	8.43 (1.553)	8.48 (2.708)	8.98 (1.259)	9.92 (1.938)	9.28 (1.805)	9.31 (1.805)	9.81 (2.792)	8.53 (1.773)	8.54 (1.844)
'74	$(H_{1/3})_{mean}$	0.41 (0.325)	0.57 (0.476)	0.55 (0.577)	0.61 (0.524)	0.47 (0.308)	0.62 (0.443)	0.72 (0.508)	0.62 (0.452)	0.44 (0.441)	0.57 (0.426)	0.75 (0.605)	0.58 (0.412)
	$(T_{1/3})_{mean}$	8.55 (2.105)	8.64 (1.544)	9.45 (2.122)	8.78 (1.282)	9.82 (1.595)	9.27 (1.566)	9.59 (1.353)	10.21 (1.262)	9.51 (1.227)	9.97 (1.626)	9.66 (2.107)	8.61 (1.601)
'75	$(H_{1/3})_{mean}$	0.71 (0.535)	0.67 (0.532)	0.55 (0.632)	0.64 (0.743)	0.42 (0.249)	0.78 (0.660)	0.42 (0.332)	0.96 (0.509)	0.36 (0.312)	0.41 (0.353)	0.43 (0.382)	0.49 (0.445)
	$(T_{1/3})_{mean}$	8.31 (1.554)	8.88 (1.567)	8.88 (1.871)	8.45 (2.277)	8.84 (1.444)	8.16 (0.801)	9.00 (1.837)	9.12 (1.257)	9.83 (1.090)	9.37 (1.907)	10.25 (1.915)	8.39 (1.487)
'76	$(H_{1/3})_{mean}$	0.83 (0.652)	0.62 (0.549)	0.47 (0.400)	0.52 (0.443)	0.64 (0.418)	0.72 (0.534)	0.69 (0.517)	0.60 (0.414)	0.69 (0.978)	0.44 (0.445)	0.48 (0.380)	0.52 (0.589)
	$(T_{1/3})_{mean}$	8.03 (1.570)	9.49 (1.615)	8.88 (1.204)	9.12 (2.603)	9.35 (1.471)	8.36 (1.411)	9.58 (1.963)	8.75 (1.907)	10.20 (1.385)	9.01 (1.541)	9.28 (2.227)	7.80 (2.668)
'77	$(H_{1/3})_{mean}$	0.45 (0.355)	0.57 (0.430)	0.65 (0.533)	0.67 (0.662)	0.40 (0.362)	0.45 (0.312)	0.39 (0.296)	0.49 (0.357)	0.50 (0.357)	0.23 (0.114)	0.52 (0.392)	0.42 (0.374)
	$(T_{1/3})_{mean}$	7.50 (2.290)	8.28 (1.586)	8.81 (1.213)	8.75 (1.174)	9.18 (1.447)	8.86 (1.166)	9.15 (1.276)	9.56 (1.277)	9.87 (1.186)	10.24 (1.162)	9.71 (1.908)	9.35 (1.999)

季別・年平均有義波

年	項目＼季・年	冬	春	夏	秋	年
'70	$(H_{1/3})_{mean}$			1.17 (0.947)	0.68 (0.414)	0.78 (0.700)
	$(T_{1/3})_{mean}$			9.73 (1.551)	9.42 (1.039)	9.23 (1.467)
'71	$(H_{1/3})_{mean}$	0.48 (0.343)	0.54 (0.521)	0.75 (0.611)	0.78 (0.667)	0.64 (0.579)
	$(T_{1/3})_{mean}$	8.88 (1.858)	9.60 (1.762)	9.01 (2.027)	9.85 (1.665)	9.32 (1.980)
'72	$(H_{1/3})_{mean}$	0.88 (0.890)	0.57 (0.605)	0.98 (0.586)	0.52 (0.394)	0.69 (0.643)
	$(T_{1/3})_{mean}$	8.41 (1.982)	8.92 (1.495)	9.39 (2.067)	9.05 (1.652)	9.09 (1.679)
'73	$(H_{1/3})_{mean}$	0.49 (0.445)	0.44 (0.455)	0.45 (0.491)	0.41 (0.395)	0.45 (0.461)
	$(T_{1/3})_{mean}$	9.40 (1.642)	8.75 (2.379)	9.35 (1.690)	9.21 (2.262)	9.10 (2.066)
'74	$(H_{1/3})_{mean}$	0.51 (0.491)	0.55 (0.488)	0.65 (0.471)	0.60 (0.516)	0.59 (0.482)
	$(T_{1/3})_{mean}$	8.58 (1.814)	9.29 (1.704)	9.75 (1.435)	9.73 (1.724)	9.40 (1.703)
'75	$(H_{1/3})_{mean}$	0.65 (0.497)	0.54 (0.586)	0.67 (0.565)	0.40 (0.353)	0.55 (0.523)
	$(T_{1/3})_{mean}$	8.61 (1.592)	8.73 (1.899)	8.66 (1.442)	9.79 (1.760)	8.92 (1.758)
'76	$(H_{1/3})_{mean}$	0.65 (0.573)	0.54 (0.426)	0.67 (0.493)	0.53 (0.667)	0.60 (0.561)
	$(T_{1/3})_{mean}$	8.61 (1.674)	9.11 (1.852)	8.89 (1.851)	9.49 (1.820)	8.98 (1.956)
'77	$(H_{1/3})_{mean}$	0.51 (0.469)	0.57 (0.546)	0.44 (0.326)	0.42 (0.340)	0.48 (0.415)
	$(T_{1/3})_{mean}$	7.85 (2.255)	8.92 (1.298)	9.20 (1.275)	9.94 (1.475)	9.12 (1.673)

付表－1.18b　　潮岬　期間別平均有義波(2)

月別平均有義波

年	項目＼月	1	2	3	4	5	6	7	8	9	10	11	12
'78	$(H_{1/3})_{mean}$	0.70 (0.512)	0.61 (0.534)	0.49 (0.546)	0.42 (0.377)	0.29 (0.226)	0.50 (0.363)	0.44 (0.577)	0.76 (0.592)	0.41 (0.406)	0.39 (0.336)	0.47 (0.396)	0.41 (0.318)
	$(T_{1/3})_{mean}$	8.10 (1.188)	7.71 (1.016)	8.49 (2.173)	8.50 (2.133)	8.90 (1.320)	8.34 (1.725)	9.67 (1.534)	8.66 (1.060)	9.48 (1.397)	10.11 (1.134)	9.88 (1.564)	9.21 (1.337)
'79	$(H_{1/3})_{mean}$	0.52 (0.549)	0.66 (0.601)	0.69 (0.874)	0.49 (0.387)	0.47 (0.408)	0.51 (0.551)	0.67 (0.439)	1.22 (0.975)	0.46 (0.431)	—	—	0.32 (0.251)
	$(T_{1/3})_{mean}$	9.16 (1.313)	8.75 (1.125)	9.14 (1.037)	8.96 (1.214)	8.63 (1.252)	8.03 (1.019)	8.66 (1.145)	9.94 (1.831)	9.43 (1.466)	—	—	9.92 (2.090)
'80	$(H_{1/3})_{mean}$	0.58 (0.410)	0.45 (0.425)	0.50 (0.597)	0.56 (0.499)	0.52 (0.459)	0.32 (0.245)	0.60 (0.348)	—	0.29 (0.113)	0.50 (0.536)	0.38 (0.308)	0.48 (0.412)
	$(T_{1/3})_{mean}$	8.61 (1.748)	7.98 (1.241)	8.80 (0.970)	8.89 (0.932)	9.11 (1.429)	8.12 (1.202)	9.17 (1.385)	—	10.79 (0.790)	9.53 (2.216)	10.04 (2.072)	8.55 (1.932)
'81	$(H_{1/3})_{mean}$	0.46 (0.370)	0.57 (0.502)	0.61 (0.653)	0.38 (0.493)	0.11 (0.194)	0.42 (0.526)	0.44 (0.224)	0.74 (0.690)	0.53 (0.478)	0.67 (0.925)	0.30 (0.374)	0.33 (0.283)
	$(T_{1/3})_{mean}$	7.60 (1.394)	8.16 (1.901)	8.93 (1.737)	6.11 (4.592)	4.48 (5.348)	6.33 (4.738)	8.74 (1.849)	10.21 (1.934)	9.01 (3.208)	8.49 (4.566)	7.62 (4.447)	9.36 (1.430)
'82	$(H_{1/3})_{mean}$	0.42 (0.307)	0.42 (0.455)	0.53 (0.736)	0.37 (0.336)	0.37 (0.309)	0.42 (0.311)	0.69 (0.612)	1.04 (1.276)	0.69 (0.734)	0.40 (0.438)	0.40 (0.494)	0.34 (0.193)
	$(T_{1/3})_{mean}$	8.72 (1.681)	8.86 (1.515)	9.23 (1.072)	9.18 (1.422)	8.88 (1.645)	8.85 (1.418)	9.16 (2.077)	10.40 (2.002)	11.08 (1.866)	10.68 (1.775)	8.82 (1.247)	9.40 (1.270)
'83	$(H_{1/3})_{mean}$	0.40 (0.391)	0.54 (0.579)	0.61 (0.676)	0.63 (0.618)	0.34 (0.359)	0.51 (0.534)	0.52 (0.344)	0.69 (0.828)	0.67 (0.951)	0.22 (0.185)	0.46 (0.466)	0.38 (0.429)
	$(T_{1/3})_{mean}$	8.31 (1.214)	8.32 (1.230)	8.94 (1.142)	8.40 (1.216)	8.68 (0.948)	8.46 (0.966)	8.38 (1.217)	9.92 (1.947)	9.98 (1.980)	9.32 (1.575)	10.20 (2.201)	8.33 (1.425)
'84	$(H_{1/3})_{mean}$	0.38 (0.357)	0.42 (0.302)	0.42 (0.364)	0.39 (0.305)	0.31 (0.303)	0.43 (0.272)	0.29 (0.253)	0.76 (0.706)	0.29 (0.348)	0.24 (0.201)	0.29 (0.276)	0.34 (0.231)
	$(T_{1/3})_{mean}$	8.52 (1.637)	8.63 (1.374)	8.76 (1.324)	9.39 (0.895)	9.67 (1.328)	8.64 (0.841)	10.00 (1.204)	9.77 (1.226)	9.85 (1.558)	10.34 (2.029)	9.90 (1.648)	8.50 (1.589)
累月	$(H_{1/3})_{mean}$	0.55 (0.507)	0.56 (0.530)	0.55 (0.610)	0.51 (0.506)	0.40 (0.379)	0.51 (0.465)	0.58 (0.506)	0.79 (0.776)	0.51 (0.605)	0.44 (0.473)	0.48 (0.477)	0.44 (0.416)
	$(T_{1/3})_{mean}$	8.41 (1.726)	8.64 (1.575)	8.92 (1.595)	8.72 (2.172)	8.72 (2.507)	8.36 (1.981)	9.30 (1.711)	9.61 (1.746)	9.79 (1.847)	9.72 (2.210)	9.44 (2.299)	8.80 (1.866)

季別・年平均有義波

年	項目＼季・年	冬	春	夏	秋	年
'78	$(H_{1/3})_{mean}$	0.58 (0.492)	0.40 (0.411)	0.57 (0.540)	0.42 (0.381)	0.49 (0.465)
	$(T_{1/3})_{mean}$	8.40 (1.628)	8.64 (1.910)	8.90 (1.571)	9.83 (1.399)	8.94 (1.662)
'79	$(H_{1/3})_{mean}$	0.51 (0.495)	0.52 (0.533)	0.80 (0.757)	0.46 (0.431)	0.61 (0.629)
	$(T_{1/3})_{mean}$	9.09 (1.298)	8.86 (1.214)	8.88 (1.590)	9.43 (1.466)	9.02 (1.492)
'80	$(H_{1/3})_{mean}$	0.47 (0.393)	0.52 (0.522)	0.44 (0.326)	0.43 (0.429)	0.48 (0.444)
	$(T_{1/3})_{mean}$	8.77 (1.872)	8.94 (1.142)	8.59 (1.388)	9.86 (2.104)	8.91 (1.675)
'81	$(H_{1/3})_{mean}$	0.50 (0.432)	0.37 (0.527)	0.56 (0.582)	0.51 (0.664)	0.47 (0.555)
	$(T_{1/3})_{mean}$	8.11 (1.800)	6.52 (4.571)	8.39 (3.759)	8.40 (4.150)	7.89 (3.815)
'82	$(H_{1/3})_{mean}$	0.39 (0.350)	0.42 (0.507)	0.72 (0.879)	0.50 (0.584)	0.51 (0.626)
	$(T_{1/3})_{mean}$	8.99 (1.573)	9.10 (1.408)	9.48 (1.978)	10.20 (1.923)	9.45 (1.792)
'83	$(H_{1/3})_{mean}$	0.42 (0.421)	0.51 (0.578)	0.57 (0.608)	0.45 (0.645)	0.49 (0.584)
	$(T_{1/3})_{mean}$	8.69 (1.341)	8.71 (1.112)	8.92 (1.606)	9.83 (1.969)	8.96 (1.641)
'84	$(H_{1/3})_{mean}$	0.39 (0.366)	0.37 (0.329)	0.50 (0.506)	0.27 (0.280)	0.38 (0.375)
	$(T_{1/3})_{mean}$	8.50 (1.489)	9.27 (1.260)	9.48 (1.254)	10.04 (1.780)	9.33 (1.564)
累季・年	$(H_{1/3})_{mean}$	0.52 (0.492)	0.49 (0.511)	0.62 (0.601)	0.47 (0.519)	0.52 (0.534)
	$(T_{1/3})_{mean}$	8.62 (1.744)	8.79 (2.127)	9.07 (1.896)	9.64 (2.145)	9.02 (2.022)

付表－1.19a　　高知沖　期間別最大有義波

月別最大有義波

年	項目＼月	1	2	3	4	5	6	7	8	9	10	11	12
'78	$(H_{1/3})_{max}$												
	$(T_{1/3})_{max}$												
'79	$(H_{1/3})_{max}$												
	$(T_{1/3})_{max}$												
'80	$(H_{1/3})_{max}$									2.25	2.73	2.52	2.07
	$(T_{1/3})_{max}$									10.80	12.20	7.80	7.40
'81	$(H_{1/3})_{max}$	2.16	0.76	—	—	1.75	3.25	6.70	3.98	3.36	5.32	3.74	2.65
	$(T_{1/3})_{max}$	7.59	6.41	—	—	7.71	8.64	11.98	13.00	13.00	13.78	8.53	7.80
'82	$(H_{1/3})_{max}$	2.81	1.36	4.07	3.25	2.23	2.74	3.83	8.35	8.60	3.45	5.27	1.51
	$(T_{1/3})_{max}$	8.23	8.00	8.96	7.80	7.56	12.00	13.16	11.63	13.10	14.50	10.28	9.10
'83	$(H_{1/3})_{max}$	—	—	3.10	4.84	3.07	4.10	1.76	4.16	5.23	3.00	2.06	1.91
	$(T_{1/3})_{max}$	—	—	8.22	9.99	7.87	9.18	7.62	13.04	9.94	14.04	10.44	8.16
'84	$(H_{1/3})_{max}$	2.62	2.60	3.32	3.29	2.23	2.67	3.86	4.58	2.47	3.46	2.42	2.45
	$(T_{1/3})_{max}$	8.21	9.04	8.60	7.84	7.73	7.68	10.18	8.90	9.95	12.17	6.81	7.97
累月	$(H_{1/3})_{max}$	2.81	2.60	4.07	4.84	3.07	4.10	6.70	8.35	8.60	5.32	5.27	2.65
	$(T_{1/3})_{max}$	8.23	9.04	8.96	9.99	7.87	9.18	11.98	11.63	13.10	13.78	10.28	7.80

季別・年最大有義波

年	項目＼季・年	冬	春	夏	秋	年
'78	$(H_{1/3})_{max}$					
	$(T_{1/3})_{max}$					
'79	$(H_{1/3})_{max}$					
	$(T_{1/3})_{max}$					
'80	$(H_{1/3})_{max}$				2.73	2.73
	$(T_{1/3})_{max}$				12.20	12.20
'81	$(H_{1/3})_{max}$	2.16	1.75	6.70	5.32	6.70
	$(T_{1/3})_{max}$	7.59	7.71	11.98	13.78	11.98
'82	$(H_{1/3})_{max}$	2.81	4.07	8.35	8.60	8.60
	$(T_{1/3})_{max}$	8.23	8.96	11.63	13.10	13.10
'83	$(H_{1/3})_{max}$	1.51	4.84	4.16	5.23	5.23
	$(T_{1/3})_{max}$	9.10	9.99	13.04	9.94	9.94
'84	$(H_{1/3})_{max}$	2.62	3.32	4.58	3.46	4.58
	$(T_{1/3})_{max}$	8.21	8.60	8.90	12.17	8.90
累季・年	$(H_{1/3})_{max}$	2.81	4.84	8.35	8.60	8.60
	$(T_{1/3})_{max}$	8.23	9.99	11.63	13.10	13.10

付表－1.19b　　高知沖　期間別平均有義波

月別平均有義波

年	項目＼月	1	2	3	4	5	6	7	8	9	10	11	12
'78	$(H_{1/3})_{mean}$												
	$(T_{1/3})_{mean}$												
'79	$(H_{1/3})_{mean}$												
	$(T_{1/3})_{mean}$												
'80	$(H_{1/3})_{mean}$									1.79 (0.247)	0.96 (0.576)	0.81 (0.452)	0.51 (0.286)
	$(T_{1/3})_{mean}$									10.40 (0.601)	8.64 (1.902)	9.26 (1.633)	7.36 (2.150)
'81	$(H_{1/3})_{mean}$	0.43 (0.276)	0.47 (0.145)	—	—	0.52 (0.273)	0.89 (0.452)	0.91 (0.826)	1.24 (0.794)	0.94 (0.544)	1.05 (1.041)	0.64 (0.458)	0.50 (0.263)
	$(T_{1/3})_{mean}$	6.65 (1.586)	6.98 (1.409)	—	—	7.65 (0.993)	7.26 (1.027)	7.69 (1.478)	9.28 (1.666)	8.42 (1.445)	8.53 (2.228)	7.95 (1.398)	7.51 (1.448)
'82	$(H_{1/3})_{mean}$	0.55 (0.417)	0.49 (0.225)	0.97 (0.806)	0.89 (0.590)	0.66 (0.299)	0.78 (0.394)	1.07 (0.624)	1.40 (1.507)	1.40 (1.069)	0.89 (0.499)	0.72 (0.758)	0.57 (0.224)
	$(T_{1/3})_{mean}$	7.28 (1.923)	7.51 (1.606)	8.10 (1.112)	7.48 (1.361)	7.55 (1.405)	8.18 (1.399)	7.71 (1.970)	8.98 (2.118)	9.65 (2.138)	9.38 (1.862)	7.41 (1.304)	8.16 (1.725)
'83	$(H_{1/3})_{mean}$	—	—	1.02 (0.634)	0.98 (0.630)	0.82 (0.507)	0.90 (0.571)	0.77 (0.309)	1.02 (0.982)	0.87 (0.873)	0.68 (0.357)	0.71 (0.441)	0.40 (0.268)
	$(T_{1/3})_{mean}$	—	—	7.45 (0.986)	7.45 (0.974)	7.55 (1.102)	7.38 (1.012)	7.09 (0.968)	8.38 (1.875)	8.09 (1.932)	7.61 (1.271)	8.21 (2.274)	6.21 (1.373)
'84	$(H_{1/3})_{mean}$	0.51 (0.319)	0.61 (0.340)	0.68 (0.505)	1.12 (0.529)	0.92 (0.498)	1.01 (0.459)	0.75 (0.558)	1.23 (0.853)	0.65 (0.382)	1.10 (0.664)	0.83 (0.404)	0.96 (0.520)
	$(T_{1/3})_{mean}$	7.13 (1.809)	7.11 (1.611)	7.70 (1.493)	7.91 (1.008)	7.85 (1.381)	7.29 (0.686)	7.78 (1.211)	8.52 (1.193)	7.34 (1.329)	9.26 (1.723)	8.07 (1.499)	8.12 (1.340)
累月	$(H_{1/3})_{mean}$	0.50 (0.348)	0.55 (0.295)	0.87 (0.680)	1.00 (0.591)	0.75 (0.444)	0.90 (0.482)	0.87 (0.621)	1.22 (1.080)	0.99 (0.821)	0.94 (0.687)	0.74 (0.524)	0.55 (0.353)
	$(T_{1/3})_{mean}$	7.03 (1.804)	7.28 (1.614)	7.79 (1.273)	7.62 (1.152)	7.65 (1.262)	7.53 (1.125)	7.57 (1.481)	8.78 (1.782)	8.44 (1.953)	8.66 (1.931)	8.14 (1.757)	7.37 (1.786)

季別・年平均有義波

年	項目＼季・年	冬	春	夏	秋	年
'78	$(H_{1/3})_{mean}$					
	$(T_{1/3})_{mean}$					
'79	$(H_{1/3})_{mean}$					
	$(T_{1/3})_{mean}$					
'80	$(H_{1/3})_{mean}$				0.95 (0.560)	0.82 (0.533)
	$(T_{1/3})_{mean}$				9.01 (1.799)	8.51 (2.058)
'81	$(H_{1/3})_{mean}$	0.47 (0.279)	0.52 (0.273)	1.02 (0.743)	0.87 (0.760)	0.80 (0.677)
	$(T_{1/3})_{mean}$	6.99 (1.890)	7.65 (0.993)	8.12 (1.679)	8.30 (1.770)	7.90 (1.711)
'82	$(H_{1/3})_{mean}$	0.51 (0.320)	0.84 (0.616)	1.09 (1.008)	1.01 (0.863)	0.88 (0.784)
	$(T_{1/3})_{mean}$	7.43 (1.679)	7.71 (1.329)	8.29 (1.937)	8.82 (2.062)	8.12 (1.866)
'83	$(H_{1/3})_{mean}$	0.57 (0.224)	0.93 (0.592)	0.90 (0.690)	0.75 (0.603)	0.81 (0.624)
	$(T_{1/3})_{mean}$	8.16 (1.725)	7.49 (1.030)	7.62 (1.465)	7.97 (1.885)	7.54 (1.585)
'84	$(H_{1/3})_{mean}$	0.50 (0.321)	0.90 (0.541)	1.00 (0.677)	0.86 (0.529)	0.86 (0.568)
	$(T_{1/3})_{mean}$	6.81 (1.665)	7.82 (1.317)	7.87 (1.177)	8.20 (1.710)	7.82 (1.509)
累季・年	$(H_{1/3})_{mean}$	0.51 (0.305)	0.86 (0.576)	1.00 (0.794)	0.88 (0.688)	0.84 (0.662)
	$(T_{1/3})_{mean}$	7.18 (1.775)	7.68 (1.234)	7.97 (1.606)	8.42 (1.892)	7.90 (1.720)

付表－1.20a　　鳥取港　期間別最大有義波

月別最大有義波

年	項目＼月	1	2	3	4	5	6	7	8	9	10	11	12
'78	$(H_{1/3})_{max}$												
	$(T_{1/3})_{max}$												
'79	$(H_{1/3})_{max}$									2.49	4.43	4.18	4.09
	$(T_{1/3})_{max}$									6.60	8.80	9.00	9.60
'80	$(H_{1/3})_{max}$	4.68	—	2.62	2.45	2.50	2.23	2.23	1.66	2.02	4.58	4.73	5.79
	$(T_{1/3})_{max}$	8.74	—	7.20	6.71	5.60	6.04	6.40	7.40	6.60	10.00	9.20	9.39
'81	$(H_{1/3})_{max}$	4.42	5.08	3.79	3.75	3.20	1.78	1.26	2.31	3.17	4.43	3.42	7.51
	$(T_{1/3})_{max}$	11.81	9.11	7.75	7.30	11.35	5.60	6.59	7.05	8.11	9.50	7.61	11.17
'82	$(H_{1/3})_{max}$	4.87	4.23	2.81	5.87	3.40	2.70	1.37	2.30	3.59	4.36	6.05	4.52
	$(T_{1/3})_{max}$	8.77	7.84	8.37	10.30	8.27	6.58	5.40	7.37	8.43	9.62	10.13	8.34
'83	$(H_{1/3})_{max}$	3.99	3.61	5.70	2.78	0.37	1.72	2.09	2.25	4.20	2.65	4.38	4.66
	$(T_{1/3})_{max}$	7.90	9.70	11.27	6.29	2.93	5.48	6.40	6.34	8.94	8.39	8.73	8.75
'84	$(H_{1/3})_{max}$	5.46	4.34	3.36	3.00	2.55	1.80	1.22	2.95	1.89	3.21	4.16	3.97
	$(T_{1/3})_{max}$	9.50	8.98	6.81	8.13	6.56	5.60	7.05	11.80	6.60	6.62	8.32	8.80
累月	$(H_{1/3})_{max}$	5.46	5.08	5.70	5.87	3.40	2.70	2.23	2.95	4.20	4.58	6.05	7.51
	$(T_{1/3})_{max}$	9.50	9.11	11.27	10.30	8.27	6.58	6.40	11.80	8.94	10.00	10.13	11.17

季別・年最大有義波

年	項目＼季・年	冬	春	夏	秋	年
'78	$(H_{1/3})_{max}$					
	$(T_{1/3})_{max}$					
'79	$(H_{1/3})_{max}$				4.43	4.43
	$(T_{1/3})_{max}$				8.80	8.80
'80	$(H_{1/3})_{max}$	4.68	2.62	2.23	4.73	5.79
	$(T_{1/3})_{max}$	8.74	7.20	6.04	9.20	9.39
'81	$(H_{1/3})_{max}$	5.79	3.79	2.31	4.43	7.51
	$(T_{1/3})_{max}$	9.39	7.75	7.05	9.50	11.17
'82	$(H_{1/3})_{max}$	7.51	5.87	2.70	6.05	6.05
	$(T_{1/3})_{max}$	11.17	10.30	6.58	10.13	10.13
'83	$(H_{1/3})_{max}$	4.52	5.70	2.25	4.38	5.70
	$(T_{1/3})_{max}$	8.34	11.27	6.34	8.73	11.27
'84	$(H_{1/3})_{max}$	5.46	3.36	2.95	4.16	5.46
	$(T_{1/3})_{max}$	9.50	6.81	11.80	8.32	9.50
累季・年	$(H_{1/3})_{max}$	7.51	5.87	2.95	6.05	7.51
	$(T_{1/3})_{max}$	11.17	10.30	11.80	10.13	11.17

付表－1.20b　　鳥取港　期間別平均有義波

月別平均有義波

年	項目＼月	1	2	3	4	5	6	7	8	9	10	11	12
'78	$(H_{1/3})_{mean}$												
	$(T_{1/3})_{mean}$												
'79	$(H_{1/3})_{mean}$									1.47 (0.383)	1.17 (0.826)	1.33 (0.927)	1.51 (0.814)
	$(T_{1/3})_{mean}$									6.30 (0.468)	6.30 (1.504)	6.47 (1.401)	6.69 (1.378)
'80	$(H_{1/3})_{mean}$	1.98 (1.082)	—	0.90 (0.517)	0.83 (0.534)	0.62 (0.460)	0.47 (0.380)	0.56 (0.409)	0.64 (0.371)	0.75 (0.461)	1.45 (1.009)	1.31 (0.886)	2.32 (1.113)
	$(T_{1/3})_{mean}$	7.45 (0.945)	—	5.48 (0.993)	5.17 (1.228)	4.75 (1.283)	4.69 (1.281)	5.11 (1.132)	5.40 (1.319)	5.41 (1.082)	6.45 (1.982)	6.65 (1.332)	7.53 (1.419)
'81	$(H_{1/3})_{mean}$	2.13 (0.818)	1.73 (1.050)	1.22 (0.828)	0.79 (0.597)	0.82 (0.634)	0.38 (0.263)	0.36 (0.224)	0.65 (0.472)	0.88 (0.658)	1.14 (0.833)	1.52 (0.574)	1.79 (1.078)
	$(T_{1/3})_{mean}$	7.25 (1.061)	6.76 (1.361)	6.15 (1.736)	5.26 (1.373)	5.58 (1.679)	4.22 (0.810)	4.57 (1.205)	5.14 (1.288)	5.40 (1.624)	5.98 (1.526)	6.55 (0.943)	7.10 (1.486)
'82	$(H_{1/3})_{mean}$	1.93 (0.919)	1.38 (0.735)	1.14 (0.662)	1.03 (0.976)	0.60 (0.548)	0.62 (0.417)	0.43 (0.262)	0.65 (0.490)	1.01 (0.730)	0.98 (0.923)	1.21 (0.834)	1.53 (0.770)
	$(T_{1/3})_{mean}$	7.13 (1.192)	6.05 (1.129)	5.98 (1.299)	6.16 (1.924)	4.72 (1.194)	4.82 (1.250)	4.79 (1.488)	5.14 (1.419)	5.77 (1.733)	6.00 (2.062)	6.12 (1.205)	6.46 (1.119)
'83	$(H_{1/3})_{mean}$	1.62 (0.872)	1.76 (0.783)	1.32 (0.877)	0.72 (0.465)	0.24 (0.040)	0.65 (0.334)	0.52 (0.255)	0.70 (0.517)	0.94 (0.748)	1.04 (0.549)	1.56 (0.933)	2.00 (0.799)
	$(T_{1/3})_{mean}$	6.47 (1.042)	6.98 (1.039)	6.41 (1.653)	4.97 (1.100)	5.16 (0.822)	5.39 (0.849)	5.06 (0.961)	5.32 (0.926)	6.27 (1.295)	6.06 (1.163)	6.74 (1.570)	7.23 (1.075)
'84	$(H_{1/3})_{mean}$	2.00 (0.870)	1.97 (0.946)	1.30 (0.662)	0.79 (0.650)	0.62 (0.418)	0.44 (0.206)	0.45 (0.225)	0.58 (0.557)	0.64 (0.342)	1.21 (0.655)	1.16 (0.814)	1.79 (0.853)
	$(T_{1/3})_{mean}$	7.07 (1.138)	6.84 (1.178)	6.29 (1.213)	5.61 (1.461)	5.18 (1.182)	4.70 (0.810)	4.73 (0.840)	5.70 (1.578)	5.17 (0.973)	5.99 (1.197)	6.08 (1.108)	6.90 (1.141)
累月	$(H_{1/3})_{mean}$	1.92 (0.902)	1.71 (0.914)	1.20 (0.749)	0.84 (0.684)	0.65 (0.527)	0.51 (0.345)	0.46 (0.292)	0.64 (0.487)	0.87 (0.634)	1.16 (0.827)	1.35 (0.850)	1.83 (0.957)
	$(T_{1/3})_{mean}$	7.00 (1.145)	6.66 (1.236)	6.12 (1.469)	5.45 (1.516)	5.06 (1.382)	4.76 (1.090)	4.85 (1.165)	5.34 (1.340)	5.63 (1.429)	6.13 (1.619)	6.43 (1.301)	6.99 (1.324)

季別・年平均有義波

年	項目＼季・年	冬	春	夏	秋	年
'78	$(H_{1/3})_{mean}$					
	$(T_{1/3})_{mean}$					
'79	$(H_{1/3})_{mean}$				1.26 (0.862)	1.33 (0.856)
	$(T_{1/3})_{mean}$				6.38 (1.419)	6.47 (1.414)
'80	$(H_{1/3})_{mean}$	1.61 (0.896)	0.76 (0.516)	0.56 (0.393)	1.21 (0.893)	1.02 (0.897)
	$(T_{1/3})_{mean}$	6.84 (1.337)	5.07 (1.237)	5.07 (1.280)	6.23 (1.637)	5.72 (1.633)
'81	$(H_{1/3})_{mean}$	2.07 (1.029)	0.95 (0.721)	0.47 (0.364)	1.18 (0.746)	1.11 (0.901)
	$(T_{1/3})_{mean}$	7.20 (1.325)	5.67 (1.647)	4.64 (1.186)	5.97 (1.476)	5.82 (1.657)
'82	$(H_{1/3})_{mean}$	1.71 (0.956)	0.92 (0.784)	0.57 (0.413)	1.07 (0.840)	1.04 (0.834)
	$(T_{1/3})_{mean}$	6.78 (1.375)	5.61 (1.635)	4.92 (1.400)	5.96 (1.714)	5.76 (1.621)
'83	$(H_{1/3})_{mean}$	1.63 (0.816)	1.01 (0.785)	0.62 (0.393)	1.18 (0.804)	1.16 (0.843)
	$(T_{1/3})_{mean}$	6.62 (1.094)	5.75 (1.575)	5.26 (0.925)	6.35 (1.381)	6.08 (1.391)
'84	$(H_{1/3})_{mean}$	1.99 (0.872)	0.90 (0.654)	0.49 (0.373)	1.00 (0.685)	1.08 (0.855)
	$(T_{1/3})_{mean}$	7.05 (1.141)	5.69 (1.369)	5.05 (1.228)	5.74 (1.171)	5.85 (1.411)
累季・年	$(H_{1/3})_{mean}$	1.83 (0.938)	0.90 (0.702)	0.54 (0.392)	1.14 (0.808)	1.10 (0.868)
	$(T_{1/3})_{mean}$	6.91 (1.266)	5.56 (1.523)	4.99 (1.230)	6.09 (1.495)	5.88 (1.550)

付表－1.21a　　浜田港　期間別最大有義波(1)

月別最大有義波

年	項目＼月	1	2	3	4	5	6	7	8	9	10	11	12
'70	$(H_{1/3})_{max}$												
	$(T_{1/3})_{max}$												
'71	$(H_{1/3})_{max}$												
	$(T_{1/3})_{max}$												
'72	$(H_{1/3})_{max}$												
	$(T_{1/3})_{max}$												
'73	$(H_{1/3})_{max}$												
	$(T_{1/3})_{max}$												
'74	$(H_{1/3})_{max}$			4.14	3.40	1.74	2.26	1.99	2.74	3.18	2.83	4.28	3.76
	$(T_{1/3})_{max}$			8.60	7.81	6.30	8.44	6.98	6.86	7.59	6.58	7.94	8.67
'75	$(H_{1/3})_{max}$	4.55	4.07	3.59	2.41	2.89	1.38	1.72	2.33	2.06	4.34	4.92	5.10
	$(T_{1/3})_{max}$	8.06	8.86	9.17	8.11	7.16	5.23	7.72	7.74	7.21	9.54	8.98	11.03
'76	$(H_{1/3})_{max}$	4.58	7.51	3.68	2.54	2.66	2.44	1.96	2.35	5.61	4.72	4.65	5.01
	$(T_{1/3})_{max}$	7.80	10.50	7.43	6.27	9.02	6.96	8.14	6.45	9.26	12.42	9.00	8.34
'77	$(H_{1/3})_{max}$	4.52	4.67	4.84	4.65	4.18	2.00	0.97	2.37	2.64	3.52	3.99	4.21
	$(T_{1/3})_{max}$	8.55	8.63	8.74	8.10	9.31	7.84	5.60	6.29	7.39	8.56	8.49	9.81

季別・年最大有義波

年	項目＼季・年	冬	春	夏	秋	年
'70	$(H_{1/3})_{max}$					
	$(T_{1/3})_{max}$					
'71	$(H_{1/3})_{max}$					
	$(T_{1/3})_{max}$					
'72	$(H_{1/3})_{max}$					
	$(T_{1/3})_{max}$					
'73	$(H_{1/3})_{max}$					
	$(T_{1/3})_{max}$					
'74	$(H_{1/3})_{max}$		4.14	2.74	4.28	4.28
	$(T_{1/3})_{max}$		8.60	6.86	7.94	7.94
'75	$(H_{1/3})_{max}$	4.55	3.59	2.33	4.92	5.10
	$(T_{1/3})_{max}$	8.06	9.17	7.74	8.98	11.03
'76	$(H_{1/3})_{max}$	7.51	3.68	2.44	5.61	7.51
	$(T_{1/3})_{max}$	10.50	7.43	6.96	9.26	10.50
'77	$(H_{1/3})_{max}$	5.01	4.84	2.37	3.99	4.84
	$(T_{1/3})_{max}$	8.34	8.74	6.29	8.49	8.74

付表－1.21a　　浜田港　期間別最大有義波(2)

月別最大有義波

年	項目＼月	1	2	3	4	5	6	7	8	9	10	11	12
'78	$(H_{1/3})_{max}$	5.71	5.67	5.12	3.62	3.15	1.80	1.08	2.03	2.53	2.93	5.66	5.60
	$(T_{1/3})_{max}$	10.17	8.58	10.11	7.39	7.74	5.20	4.74	6.08	7.89	8.98	8.78	10.00
'79	$(H_{1/3})_{max}$	5.29	4.81	3.72	3.10	4.51	1.42	1.89	—	2.45	3.78	4.17	1.73
	$(T_{1/3})_{max}$	8.48	11.44	7.50	7.22	8.60	6.46	5.51	—	7.21	7.20	7.98	7.95
'80	$(H_{1/3})_{max}$	—	2.83	2.81	3.20	2.93	2.25	2.17	1.59	—	—	3.82	6.77
	$(T_{1/3})_{max}$	—	7.21	8.10	6.60	6.81	6.27	6.31	5.31	—	—	8.43	10.42
'81	$(H_{1/3})_{max}$	4.55	5.48	5.42	—	—	—	—	—	—	5.35	3.63	6.31
	$(T_{1/3})_{max}$	8.51	8.61	8.81	—	—	—	—	—	—	9.00	7.52	10.57
'82	$(H_{1/3})_{max}$	5.25	3.83	3.11	6.66	2.49	—	—	—	—	—	—	—
	$(T_{1/3})_{max}$	9.54	8.54	6.81	9.62	7.50	—	—	—	—	—	—	—
'83	$(H_{1/3})_{max}$	—	5.13	4.47	3.71	4.15	1.97	2.36	2.23	4.88	3.17	5.38	5.89
	$(T_{1/3})_{max}$	—	8.17	8.37	6.60	7.80	6.30	6.06	6.73	9.30	8.70	8.63	9.26
'84	$(H_{1/3})_{max}$	5.24	4.10	3.83	2.85	1.55	1.26	1.67	3.16	2.65	4.36	5.23	3.97
	$(T_{1/3})_{max}$	9.92	7.56	7.37	7.99	5.00	4.51	7.80	8.80	7.40	8.57	9.02	8.50
累月	$(H_{1/3})_{max}$	5.71	7.51	5.42	6.66	4.51	2.44	2.36	3.16	5.61	5.35	5.66	6.77
	$(T_{1/3})_{max}$	10.17	10.50	8.81	9.62	8.60	6.96	6.06	8.80	9.26	9.00	8.78	10.42

季別・年最大有義波

年	項目＼季・年	冬	春	夏	秋	年
'78	$(H_{1/3})_{max}$	5.71	5.12	2.03	5.66	5.71
	$(T_{1/3})_{max}$	10.17	10.11	6.08	8.78	10.17
'79	$(H_{1/3})_{max}$	5.60	4.51	1.89	4.17	5.29
	$(T_{1/3})_{max}$	10.00	8.60	5.51	7.98	8.48
'80	$(H_{1/3})_{max}$	2.83	3.20	2.25	3.82	6.77
	$(T_{1/3})_{max}$	7.21	6.60	6.27	8.43	10.42
'81	$(H_{1/3})_{max}$	6.77	5.42	—	5.35	6.31
	$(T_{1/3})_{max}$	10.42	8.81	—	9.00	10.57
'82	$(H_{1/3})_{max}$	6.31	6.66	—	—	6.66
	$(T_{1/3})_{max}$	10.57	9.62	—	—	9.62
'83	$(H_{1/3})_{max}$	5.13	4.47	2.36	5.38	5.89
	$(T_{1/3})_{max}$	8.17	8.37	6.06	8.63	9.26
'84	$(H_{1/3})_{max}$	5.89	3.83	3.16	5.23	5.24
	$(T_{1/3})_{max}$	9.26	7.37	8.80	9.02	9.92
累季・年	$(H_{1/3})_{max}$	7.51	6.66	3.16	5.66	7.51
	$(T_{1/3})_{max}$	10.50	9.62	8.80	8.78	10.50

付表－1.21b　　浜田港　期間別平均有義波(1)

月別平均有義波

年	項目＼月	1	2	3	4	5	6	7	8	9	10	11	12
'70	$(H_{1/3})_{mean}$												
	$(T_{1/3})_{mean}$												
'71	$(H_{1/3})_{mean}$												
	$(T_{1/3})_{mean}$												
'72	$(H_{1/3})_{mean}$												
	$(T_{1/3})_{mean}$												
'73	$(H_{1/3})_{mean}$												
	$(T_{1/3})_{mean}$												
'74	$(H_{1/3})_{mean}$			1.25 (0.910)	1.12 (0.770)	0.53 (0.387)	0.72 (0.512)	0.58 (0.301)	0.74 (0.475)	0.70 (0.485)	1.02 (0.515)	1.41 (0.910)	1.42 (0.734)
	$(T_{1/3})_{mean}$			5.74 (1.538)	5.61 (1.462)	3.90 (2.034)	5.41 (2.074)	5.08 (1.172)	5.40 (1.152)	5.25 (1.971)	6.43 (1.516)	6.75 (1.650)	6.67 (0.942)
'75	$(H_{1/3})_{mean}$	1.84 (0.923)	1.88 (0.844)	1.28 (0.706)	0.90 (0.526)	0.64 (0.584)	0.49 (0.315)	0.50 (0.364)	0.44 (0.439)	0.72 (0.381)	1.13 (0.714)	1.46 (0.840)	1.81 (0.820)
	$(T_{1/3})_{mean}$	6.88 (1.368)	7.12 (1.376)	6.24 (1.387)	5.56 (1.326)	4.47 (2.695)	4.50 (2.161)	4.37 (2.153)	3.69 (2.487)	5.32 (1.600)	5.93 (1.164)	6.32 (1.338)	7.04 (1.065)
'76	$(H_{1/3})_{mean}$	2.30 (1.042)	1.45 (0.928)	1.11 (0.694)	0.81 (0.505)	0.69 (0.609)	0.58 (0.426)	0.47 (0.429)	0.65 (0.442)	1.09 (0.835)	1.21 (1.045)	1.68 (0.953)	1.84 (1.165)
	$(T_{1/3})_{mean}$	7.26 (1.049)	6.78 (1.286)	5.81 (1.161)	4.99 (1.407)	4.37 (2.210)	4.48 (1.887)	3.99 (2.203)	4.60 (1.688)	6.35 (1.741)	6.20 (2.438)	6.96 (1.336)	6.99 (1.268)
'77	$(H_{1/3})_{mean}$	1.95 (0.737)	1.78 (0.894)	1.30 (0.964)	1.02 (0.810)	0.64 (0.592)	0.68 (0.468)	0.29 (0.234)	0.82 (0.440)	0.78 (0.588)	0.76 (0.583)	1.44 (0.782)	1.39 (0.822)
	$(T_{1/3})_{mean}$	7.20 (1.110)	6.93 (1.206)	5.81 (1.397)	5.40 (2.192)	5.19 (2.765)	4.68 (2.245)	3.35 (2.297)	5.01 (1.440)	4.98 (2.396)	5.24 (1.999)	6.24 (1.292)	6.43 (1.354)

季別・年平均有義波

年	項目＼季・年	冬	春	夏	秋	年
'70	$(H_{1/3})_{mean}$					
	$(T_{1/3})_{mean}$					
'71	$(H_{1/3})_{mean}$					
	$(T_{1/3})_{mean}$					
'72	$(H_{1/3})_{mean}$					
	$(T_{1/3})_{mean}$					
'73	$(H_{1/3})_{mean}$					
	$(T_{1/3})_{mean}$					
'74	$(H_{1/3})_{mean}$		0.95 (0.772)	0.68 (0.444)	1.04 (0.725)	0.95 (0.701)
	$(T_{1/3})_{mean}$		5.04 (1.902)	5.30 (1.525)	6.15 (1.835)	5.68 (1.771)
'75	$(H_{1/3})_{mean}$	1.71 (0.862)	0.91 (0.655)	0.48 (0.370)	1.10 (0.740)	1.10 (0.845)
	$(T_{1/3})_{mean}$	6.88 (1.252)	5.35 (2.089)	4.24 (2.275)	5.86 (1.435)	5.65 (2.058)
'76	$(H_{1/3})_{mean}$	1.86 (0.995)	0.87 (0.633)	0.57 (0.439)	1.33 (0.982)	1.15 (0.966)
	$(T_{1/3})_{mean}$	7.03 (1.153)	5.06 (1.760)	4.36 (1.956)	6.50 (1.930)	5.72 (2.046)
'77	$(H_{1/3})_{mean}$	1.86 (0.953)	0.99 (0.849)	0.59 (0.450)	1.00 (0.731)	1.08 (0.845)
	$(T_{1/3})_{mean}$	7.04 (1.201)	5.47 (2.203)	4.31 (2.170)	5.50 (2.010)	5.56 (2.140)

付表－1.21b　　浜田港　期間別平均有義波(2)

月別平均有義波

年	項目＼月	1	2	3	4	5	6	7	8	9	10	11	12
'78	$(H_{1/3})_{mean}$	2.26 (1.025)	2.03 (0.796)	1.40 (0.921)	0.91 (0.691)	0.61 (0.564)	0.47 (0.395)	0.32 (0.250)	0.47 (0.416)	0.82 (0.445)	1.06 (0.652)	1.37 (1.002)	1.52 (0.983)
	$(T_{1/3})_{mean}$	7.27 (1.320)	7.03 (0.988)	6.21 (1.741)	5.28 (1.611)	4.38 (2.479)	4.16 (2.768)	3.49 (2.170)	4.05 (2.336)	5.37 (1.072)	5.94 (1.510)	6.58 (1.472)	6.54 (1.403)
'79	$(H_{1/3})_{mean}$	1.73 (0.859)	2.27 (1.097)	1.28 (1.204)	1.21 (0.648)	0.77 (0.669)	0.44 (0.336)	0.58 (0.437)	—	1.06 (0.571)	1.17 (0.729)	1.44 (1.028)	1.65 (0.062)
	$(T_{1/3})_{mean}$	6.62 (1.266)	8.27 (2.139)	6.05 (1.834)	6.10 (1.406)	4.89 (1.745)	4.24 (2.631)	4.80 (2.282)	—	5.68 (1.224)	6.15 (1.384)	6.39 (1.526)	8.31 (0.255)
'80	$(H_{1/3})_{mean}$	—	1.78 (0.603)	1.05 (0.556)	1.00 (0.614)	0.70 (0.535)	0.60 (0.447)	0.83 (0.521)	1.14 (0.250)	—	—	1.94 (1.182)	2.85 (1.187)
	$(T_{1/3})_{mean}$	—	6.64 (0.637)	5.63 (1.075)	5.58 (1.133)	4.96 (1.118)	4.89 (1.040)	5.35 (0.949)	5.09 (0.436)	—	—	5.34 (2.044)	7.33 (1.215)
'81	$(H_{1/3})_{mean}$	2.18 (0.922)	1.82 (1.070)	1.46 (0.888)	—	—	—	—	—	—	1.29 (1.100)	1.52 (0.567)	1.82 (1.044)
	$(T_{1/3})_{mean}$	7.00 (0.986)	6.66 (1.317)	6.23 (0.571)	—	—	—	—	—	—	5.85 (1.279)	6.41 (0.989)	6.85 (1.581)
'82	$(H_{1/3})_{mean}$	1.98 (0.878)	1.33 (0.632)	1.16 (0.637)	1.13 (0.947)	0.64 (0.479)	—	—	—	—	—	—	—
	$(T_{1/3})_{mean}$	6.86 (1.189)	6.14 (1.081)	5.99 (1.133)	6.22 (1.709)	4.70 (0.862)	—	—	—	—	—	—	—
'83	$(H_{1/3})_{mean}$	—	1.78 (1.085)	1.44 (0.910)	0.80 (0.638)	0.70 (0.675)	0.68 (0.399)	0.69 (0.347)	0.84 (0.553)	0.88 (0.654)	1.07 (0.573)	1.84 (1.084)	2.07 (0.874)
	$(T_{1/3})_{mean}$	—	7.03 (1.227)	6.30 (1.194)	5.04 (1.100)	5.26 (1.394)	5.31 (0.975)	5.13 (0.953)	5.32 (1.259)	6.10 (1.391)	5.95 (1.215)	6.78 (1.570)	6.93 (1.192)
'84	$(H_{1/3})_{mean}$	2.05 (0.859)	1.82 (0.895)	1.37 (0.735)	0.93 (0.672)	0.54 (0.308)	0.45 (0.197)	0.53 (0.269)	0.60 (0.630)	0.77 (0.444)	1.27 (0.698)	1.19 (0.827)	1.90 (0.831)
	$(T_{1/3})_{mean}$	6.96 (1.184)	6.79 (1.141)	6.10 (1.179)	5.51 (1.624)	4.20 (0.582)	4.38 (0.721)	4.32 (0.949)	5.39 (1.776)	5.19 (0.921)	5.80 (1.109)	5.89 (1.302)	6.69 (0.993)
累月	$(H_{1/3})_{mean}$	2.04 (0.930)	1.75 (0.924)	1.29 (0.826)	0.98 (0.706)	0.66 (0.579)	0.57 (0.409)	0.52 (0.380)	0.67 (0.516)	0.84 (0.585)	1.10 (0.756)	1.49 (0.913)	1.82 (1.018)
	$(T_{1/3})_{mean}$	7.01 (1.209)	6.83 (1.285)	6.02 (1.388)	5.53 (1.578)	4.68 (2.100)	4.66 (2.006)	4.39 (1.884)	4.85 (1.833)	5.53 (1.696)	5.95 (1.630)	6.46 (1.439)	6.82 (1.263)

季別・年平均有義波

年	項目＼季・年	冬	春	夏	秋	年
'78	$(H_{1/3})_{mean}$	1.89 (0.965)	0.97 (0.809)	0.43 (0.376)	1.05 (0.745)	1.13 (0.955)
	$(T_{1/3})_{mean}$	6.91 (1.290)	5.29 (2.122)	3.95 (2.499)	5.88 (1.418)	5.57 (2.183)
'79	$(H_{1/3})_{mean}$	1.68 (0.964)	1.01 (0.756)	0.48 (0.371)	1.25 (0.848)	1.12 (0.868)
	$(T_{1/3})_{mean}$	6.73 (1.510)	5.54 (1.718)	4.39 (2.554)	6.15 (1.435)	5.75 (1.979)
'80	$(H_{1/3})_{mean}$	1.77 (0.591)	0.89 (0.592)	0.72 (0.490)	1.94 (1.182)	1.17 (1.009)
	$(T_{1/3})_{mean}$	6.71 (0.711)	5.35 (1.157)	5.06 (0.990)	5.34 (2.044)	5.58 (1.361)
'81	$(H_{1/3})_{mean}$	2.24 (1.126)	1.46 (0.888)	—	1.45 (0.792)	1.72 (0.974)
	$(T_{1/3})_{mean}$	6.97 (1.201)	6.23 (1.571)	—	6.23 (1.124)	6.56 (1.357)
'82	$(H_{1/3})_{mean}$	1.72 (0.915)	1.06 (0.782)	—	—	1.33 (0.859)
	$(T_{1/3})_{mean}$	6.63 (1.350)	5.88 (1.461)	—	—	6.17 (1.384)
'83	$(H_{1/3})_{mean}$	1.78 (1.085)	0.93 (0.792)	0.74 (0.448)	1.24 (0.889)	1.12 (0.872)
	$(T_{1/3})_{mean}$	7.03 (1.227)	5.45 (1.345)	5.25 (1.076)	6.26 (1.438)	5.85 (1.421)
'84	$(H_{1/3})_{mean}$	1.98 (0.883)	1.08 (0.732)	0.53 (0.421)	1.10 (0.719)	1.17 (0.876)
	$(T_{1/3})_{mean}$	6.89 (1.175)	5.57 (1.432)	4.71 (1.342)	5.65 (1.172)	5.70 (1.482)
累季・年	$(H_{1/3})_{mean}$	1.87 (0.974)	0.98 (0.757)	0.58 (0.439)	1.16 (0.816)	1.15 (0.900)
	$(T_{1/3})_{mean}$	6.89 (1.265)	5.42 (1.795)	4.63 (1.926)	6.01 (1.630)	5.75 (1.857)

付表－1.22a　　神戸港　期間別最大有義波(1)

月別最大有義波

年	項目＼月	1	2	3	4	5	6	7	8	9	10	11	12
'70	$(H_{1/3})_{max}$												
	$(T_{1/3})_{max}$												
'71	$(H_{1/3})_{max}$					0.73	0.41	0.50	0.71	0.80	0.99	0.57	—
	$(T_{1/3})_{max}$					5.33	4.34	5.22	7.99	4.10	4.16	3.52	—
'72	$(H_{1/3})_{max}$	1.12	0.74	2.07	1.05	0.35	—	1.28	1.49	0.48	0.22	—	1.71
	$(T_{1/3})_{max}$	3.59	4.25	5.66	4.15	3.58	—	4.68	4.85	3.23	2.82	—	6.01
'73	$(H_{1/3})_{max}$	0.47	0.64	0.67	—	0.85	0.81	0.49	—	—	—	—	—
	$(T_{1/3})_{max}$	6.31	4.77	4.69	—	6.22	4.13	4.66	—	—	—	—	—
'74	$(H_{1/3})_{max}$	—	—	—	—	—	—	—	—	0.36	0.69	1.26	1.05
	$(T_{1/3})_{max}$	—	—	—	—	—	—	—	—	4.04	3.96	5.54	4.73
'75	$(H_{1/3})_{max}$	1.20	1.79	1.06	2.35	0.98	1.67	1.77	1.43	0.95	1.34	1.13	1.16
	$(T_{1/3})_{max}$	5.68	5.10	4.29	5.70	4.25	4.80	5.10	7.00	4.12	4.46	4.12	4.34
'76	$(H_{1/3})_{max}$	1.20	1.77	0.92	1.36	1.69	1.77	0.88	1.30	1.46	1.13	0.92	1.69
	$(T_{1/3})_{max}$	4.15	4.92	4.12	4.57	5.01	4.72	5.40	4.10	4.60	4.25	3.80	5.10
'77	$(H_{1/3})_{max}$	1.15	1.43	1.57	2.39	1.45	0.82	0.95	1.06	0.91	0.90	1.33	1.16
	$(T_{1/3})_{max}$	4.10	4.50	4.93	5.45	4.52	3.98	3.80	3.98	3.73	3.90	4.21	4.04

季別・年最大有義波

年	項目＼季・年	冬	春	夏	秋	年
'70	$(H_{1/3})_{max}$					
	$(T_{1/3})_{max}$					
'71	$(H_{1/3})_{max}$		0.73	0.71	0.99	0.99
	$(T_{1/3})_{max}$		5.33	7.99	4.16	4.16
'72	$(H_{1/3})_{max}$	1.12	2.07	1.49	0.48	2.07
	$(T_{1/3})_{max}$	3.59	5.66	4.85	3.23	5.66
'73	$(H_{1/3})_{max}$	1.71	0.85	0.81	—	0.85
	$(T_{1/3})_{max}$	6.01	6.22	4.13	—	6.22
'74	$(H_{1/3})_{max}$	—	—	—	1.26	1.26
	$(T_{1/3})_{max}$	—	—	—	5.54	5.54
'75	$(H_{1/3})_{max}$	1.79	2.35	1.77	1.34	2.35
	$(T_{1/3})_{max}$	5.10	5.70	5.10	4.46	5.70
'76	$(H_{1/3})_{max}$	1.77	1.69	1.77	1.46	1.77
	$(T_{1/3})_{max}$	4.92	5.01	4.72	4.60	4.92
'77	$(H_{1/3})_{max}$	1.69	2.39	1.06	1.33	2.39
	$(T_{1/3})_{max}$	5.10	5.45	3.98	4.21	5.45

付表－1.22a　　神戸港　期間別最大有義波(2)

月別最大有義波

年	項目＼月	1	2	3	4	5	6	7	8	9	10	11	12
'78	$(H_{1/3})_{max}$	2.08	1.54	1.13	1.55	1.00	2.66	0.76	2.47	2.04	1.31	1.14	0.97
	$(T_{1/3})_{max}$	6.20	4.25	3.98	4.63	4.14	5.80	3.63	5.65	5.31	4.53	4.73	4.74
'79	$(H_{1/3})_{max}$	1.00	1.51	1.94	1.66	0.98	1.09	0.81	2.00	1.33	1.36	1.63	0.90
	$(T_{1/3})_{max}$	4.21	5.59	8.94	6.60	4.39	4.64	4.32	5.94	6.10	5.46	4.77	4.02
'80	$(H_{1/3})_{max}$	0.94	1.31	0.85	2.16	2.23	1.28	1.68	1.19	2.40	2.24	1.08	1.99
	$(T_{1/3})_{max}$	4.36	4.20	4.16	5.22	5.26	4.14	4.68	4.25	5.88	5.24	4.00	4.84
'81	$(H_{1/3})_{max}$	1.66	1.30	1.37	1.48	1.71	1.83	1.64	1.06	2.03	2.17	2.32	1.33
	$(T_{1/3})_{max}$	4.55	4.28	4.58	4.51	4.76	5.20	5.38	4.60	5.30	5.42	5.41	4.47
'82	$(H_{1/3})_{max}$	0.83	—	1.14	1.39	1.04	0.82	1.81	1.78	1.87	1.45	1.42	0.97
	$(T_{1/3})_{max}$	3.69	—	4.26	4.23	3.80	3.01	4.98	5.20	6.10	4.40	6.50	3.40
'83	$(H_{1/3})_{max}$	1.04	2.18	1.88	1.63	2.66	1.89	1.49	1.30	1.76	1.05	1.63	1.44
	$(T_{1/3})_{max}$	3.73	5.23	5.04	4.60	5.90	4.60	4.70	4.05	4.87	4.50	4.70	4.70
'84	$(H_{1/3})_{max}$	1.78	1.01	0.78	1.04	0.74	1.19	0.62	2.57	1.27	0.31	0.45	1.19
	$(T_{1/3})_{max}$	4.80	3.94	3.49	4.78	3.82	3.99	3.23	5.90	3.91	3.20	4.20	4.10
累月	$(H_{1/3})_{max}$	2.08	2.18	2.07	2.39	2.66	2.66	1.81	2.57	2.40	2.24	2.32	1.99
	$(T_{1/3})_{max}$	6.20	5.23	5.66	5.45	5.90	5.80	4.98	5.90	5.88	5.24	5.41	4.84

季別・年最大有義波

年	項目＼季・年	冬	春	夏	秋	年
'78	$(H_{1/3})_{max}$	2.08	1.55	2.66	2.04	2.66
	$(T_{1/3})_{max}$	6.20	4.63	5.80	5.31	5.80
'79	$(H_{1/3})_{max}$	1.51	1.94	2.00	1.63	2.00
	$(T_{1/3})_{max}$	5.59	8.94	5.94	4.77	5.94
'80	$(H_{1/3})_{max}$	1.31	2.23	1.68	2.40	2.40
	$(T_{1/3})_{max}$	4.20	5.26	4.68	5.88	5.88
'81	$(H_{1/3})_{max}$	1.99	1.71	1.83	2.32	2.32
	$(T_{1/3})_{max}$	4.84	4.76	5.20	5.41	5.41
'82	$(H_{1/3})_{max}$	1.33	1.39	1.81	1.87	1.87
	$(T_{1/3})_{max}$	4.47	4.23	4.98	6.10	6.10
'83	$(H_{1/3})_{max}$	2.18	2.66	1.89	1.76	2.66
	$(T_{1/3})_{max}$	5.23	5.90	4.60	4.87	5.90
'84	$(H_{1/3})_{max}$	1.78	1.04	2.57	1.27	2.57
	$(T_{1/3})_{max}$	4.80	4.78	5.90	3.91	5.90
累季・年	$(H_{1/3})_{max}$	2.18	2.66	2.66	2.40	2.66
	$(T_{1/3})_{max}$	5.23	5.90	5.80	5.88	5.80

付表－1.22b　　神戸港　期間別平均有義波(1)

月別平均有義波

年	項目＼月	1	2	3	4	5	6	7	8	9	10	11	12
'70	$(H_{1/3})_{mean}$												
	$(T_{1/3})_{mean}$												
'71	$(H_{1/3})_{mean}$					0.14 (0.084)	0.13 (0.054)	0.12 (0.061)	0.16 (0.109)	0.25 (0.131)	0.28 (0.094)	0.29 (0.084)	—
	$(T_{1/3})_{mean}$					3.40 (0.532)	3.27 (0.623)	3.12 (1.102)	3.75 (1.335)	3.52 (0.972)	3.33 (0.499)	3.33 (0.532)	—
'72	$(H_{1/3})_{mean}$	0.31 (0.144)	0.31 (0.095)	0.36 (0.233)	0.36 (0.121)	0.31 (0.025)	—	0.42 (0.216)	0.44 (0.263)	0.34 (0.105)	0.21 (0.009)	—	0.30 (0.216)
	$(T_{1/3})_{mean}$	3.35 (0.361)	3.31 (0.602)	3.45 (0.425)	3.39 (0.380)	3.34 (0.279)	—	3.64 (0.555)	3.73 (0.651)	3.63 (0.964)	2.97 (0.298)	—	3.40 (0.484)
'73	$(H_{1/3})_{mean}$	0.22 (0.081)	0.26 (0.080)	0.26 (0.073)	—	0.31 (0.097)	0.27 (0.076)	0.26 (0.067)	—	—	—	—	—
	$(T_{1/3})_{mean}$	3.44 (1.022)	3.64 (0.574)	3.36 (0.425)	—	3.56 (0.646)	3.38 (0.530)	3.46 (0.534)	—	—	—	—	—
'74	$(H_{1/3})_{mean}$	—	—	—	—	—	—	—	—	0.32 (0.045)	0.29 (0.112)	0.38 (0.173)	0.40 (0.127)
	$(T_{1/3})_{mean}$	—	—	—	—	—	—	—	—	3.34 (0.323)	3.44 (0.417)	3.44 (0.440)	3.41 (0.398)
'75	$(H_{1/3})_{mean}$	0.49 (0.208)	0.43 (0.226)	0.38 (0.130)	0.40 (0.235)	0.37 (0.101)	0.38 (0.166)	0.45 (0.273)	0.43 (0.148)	0.38 (0.134)	0.33 (0.104)	0.35 (0.105)	0.44 (0.197)
	$(T_{1/3})_{mean}$	3.56 (0.437)	3.42 (0.395)	3.43 (0.501)	3.57 (0.529)	3.44 (0.351)	3.52 (0.434)	3.50 (0.421)	3.81 (0.797)	3.34 (0.261)	3.40 (0.416)	3.50 (0.455)	3.55 (0.436)
'76	$(H_{1/3})_{mean}$	0.47 (0.212)	0.35 (0.135)	0.35 (0.105)	0.36 (0.133)	0.37 (0.163)	0.43 (0.263)	0.39 (0.132)	0.39 (0.137)	0.32 (0.118)	0.35 (0.145)	0.38 (0.120)	0.45 (0.249)
	$(T_{1/3})_{mean}$	3.44 (0.310)	3.66 (0.562)	3.50 (0.457)	3.57 (0.504)	3.64 (0.484)	3.66 (0.450)	3.83 (0.744)	3.70 (0.571)	3.83 (1.235)	3.47 (0.441)	3.40 (0.397)	3.49 (0.400)
'77	$(H_{1/3})_{mean}$	0.41 (0.159)	0.44 (0.227)	0.40 (0.187)	0.44 (0.313)	0.36 (0.150)	0.33 (0.077)	0.34 (0.093)	0.36 (0.115)	0.34 (0.085)	0.32 (0.073)	0.41 (0.178)	0.37 (0.136)
	$(T_{1/3})_{mean}$	3.42 (0.284)	3.52 (0.324)	3.56 (0.466)	3.62 (0.470)	3.44 (0.416)	3.53 (0.430)	3.43 (0.257)	3.36 (0.353)	3.57 (0.705)	3.34 (0.309)	3.33 (0.420)	3.39 (0.396)

季別・年平均有義波

年	項目＼季・年	冬	春	夏	秋	年
'70	$(H_{1/3})_{mean}$					
	$(T_{1/3})_{mean}$					
'71	$(H_{1/3})_{mean}$		0.14 (0.084)	0.14 (0.085)	0.27 (0.108)	0.20 (0.117)
	$(T_{1/3})_{mean}$		3.40 (0.532)	3.43 (1.145)	3.40 (0.726)	3.41 (0.923)
'72	$(H_{1/3})_{mean}$	0.31 (0.123)	0.36 (0.195)	0.43 (0.230)	0.31 (0.108)	0.36 (0.191)
	$(T_{1/3})_{mean}$	3.33 (0.494)	3.43 (0.407)	3.66 (0.584)	3.49 (0.907)	3.45 (0.509)
'73	$(H_{1/3})_{mean}$	0.25 (0.106)	0.29 (0.091)	0.27 (0.073)	—	0.26 (0.085)
	$(T_{1/3})_{mean}$	3.53 (0.796)	3.49 (0.579)	3.41 (0.533)	—	3.49 (0.674)
'74	$(H_{1/3})_{mean}$	—	—	—	0.33 (0.145)	0.35 (0.143)
	$(T_{1/3})_{mean}$	—	—	—	3.44 (0.425)	3.43 (0.415)
'75	$(H_{1/3})_{mean}$	0.44 (0.193)	0.38 (0.165)	0.42 (0.206)	0.35 (0.113)	0.40 (0.183)
	$(T_{1/3})_{mean}$	3.46 (0.414)	3.48 (0.471)	3.61 (0.597)	3.42 (0.406)	3.51 (0.493)
'76	$(H_{1/3})_{mean}$	0.41 (0.188)	0.36 (0.136)	0.40 (0.174)	0.35 (0.130)	0.38 (0.167)
	$(T_{1/3})_{mean}$	3.56 (0.471)	3.57 (0.485)	3.74 (0.624)	3.57 (0.817)	3.60 (0.624)
'77	$(H_{1/3})_{mean}$	0.43 (0.216)	0.40 (0.229)	0.34 (0.098)	0.36 (0.127)	0.37 (0.167)
	$(T_{1/3})_{mean}$	3.47 (0.344)	3.54 (0.458)	3.44 (0.361)	3.41 (0.516)	3.46 (0.431)

付表－1.22b　　神戸港　期間別平均有義波(2)

月別平均有義波

年	項目＼月	1	2	3	4	5	6	7	8	9	10	11	12
'78	$(H_{1/3})_{mean}$	0.48 (0.241)	0.43 (0.213)	0.36 (0.148)	0.39 (0.179)	0.36 (0.104)	0.43 (0.250)	0.36 (0.094)	0.49 (0.273)	0.36 (0.173)	0.34 (0.128)	0.35 (0.153)	0.33 (0.103)
	$(T_{1/3})_{mean}$	3.40 (0.408)	3.40 (0.396)	3.48 (0.390)	3.48 (0.457)	3.38 (0.307)	3.55 (0.444)	3.62 (0.592)	3.67 (0.478)	3.45 (0.433)	3.40 (0.360)	3.55 (0.484)	3.90 (0.399)
'79	$(H_{1/3})_{mean}$	0.39 (0.161)	0.44 (0.229)	0.36 (0.207)	0.40 (0.191)	0.36 (0.102)	0.40 (0.146)	0.37 (0.091)	0.45 (0.278)	0.34 (0.120)	0.35 (0.107)	0.37 (0.145)	0.35 (0.110)
	$(T_{1/3})_{mean}$	3.88 (0.598)	4.05 (0.483)	4.04 (0.541)	4.04 (0.454)	4.10 (0.416)	3.98 (0.301)	4.04 (0.345)	4.31 (0.713)	3.62 (0.479)	3.56 (0.417)	3.47 (0.337)	3.46 (0.294)
'80	$(H_{1/3})_{mean}$	0.44 (0.187)	0.56 (0.201)	0.35 (0.079)	0.44 (0.261)	0.42 (0.222)	0.39 (0.145)	0.39 (0.167)	0.35 (0.097)	0.40 (0.283)	0.43 (0.308)	0.37 (0.138)	0.62 (0.347)
	$(T_{1/3})_{mean}$	3.50 (0.326)	3.44 (0.319)	3.23 (0.405)	3.36 (0.522)	3.45 (0.538)	3.32 (0.343)	3.38 (0.386)	3.34 (0.424)	3.45 (0.790)	3.37 (0.632)	3.35 (0.399)	3.40 (0.491)
'81	$(H_{1/3})_{mean}$	0.78 (0.354)	0.42 (0.218)	0.40 (0.197)	0.37 (0.164)	0.37 (0.186)	0.39 (0.183)	0.39 (0.162)	0.39 (0.148)	0.38 (0.204)	0.43 (0.249)	0.37 (0.171)	0.40 (0.156)
	$(T_{1/3})_{mean}$	3.65 (0.449)	3.34 (0.500)	3.45 (0.496)	3.49 (0.446)	3.40 (0.371)	3.55 (0.409)	3.40 (0.386)	3.62 (0.550)	3.39 (0.436)	3.43 (0.453)	3.27 (0.365)	3.30 (0.319)
'82	$(H_{1/3})_{mean}$	0.37 (0.109)	—	0.38 (0.175)	0.37 (0.149)	0.37 (0.123)	0.35 (0.092)	0.42 (0.195)	0.44 (0.215)	0.35 (0.196)	0.32 (0.110)	0.36 (0.187)	0.37 (0.121)
	$(T_{1/3})_{mean}$	3.31 (0.380)	—	3.36 (0.430)	3.39 (0.393)	3.42 (0.317)	3.33 (0.362)	3.63 (0.654)	3.79 (0.812)	3.40 (0.516)	3.30 (0.352)	3.39 (0.533)	3.34 (0.282)
'83	$(H_{1/3})_{mean}$	0.38 (0.166)	0.47 (0.305)	0.37 (0.189)	0.41 (0.246)	0.38 (0.261)	0.37 (0.172)	0.39 (0.170)	0.42 (0.153)	0.36 (0.156)	0.31 (0.082)	0.40 (0.230)	0.42 (0.206)
	$(T_{1/3})_{mean}$	3.35 (0.347)	3.35 (0.435)	3.42 (0.506)	3.61 (0.618)	3.45 (0.532)	3.40 (0.558)	3.50 (0.419)	3.48 (0.385)	3.56 (0.595)	3.34 (0.370)	3.34 (0.542)	3.35 (0.328)
'84	$(H_{1/3})_{mean}$	0.41 (0.215)	0.40 (0.148)	0.35 (0.094)	0.36 (0.124)	0.33 (0.073)	0.39 (0.155)	0.33 (0.062)	0.44 (0.298)	0.37 (0.185)	0.28 (0.027)	0.33 (0.044)	0.44 (0.164)
	$(T_{1/3})_{mean}$	3.33 (0.341)	3.26 (0.341)	3.27 (0.425)	3.38 (0.447)	3.37 (0.325)	3.77 (0.582)	3.55 (0.420)	3.85 (0.868)	3.30 (0.381)	3.57 (0.323)	3.44 (0.504)	3.52 (0.409)
累月	$(H_{1/3})_{mean}$	0.42 (0.219)	0.40 (0.212)	0.37 (0.166)	0.39 (0.205)	0.36 (0.161)	0.36 (0.176)	0.36 (0.173)	0.39 (0.210)	0.35 (0.176)	0.34 (0.159)	0.37 (0.161)	0.42 (0.204)
	$(T_{1/3})_{mean}$	3.46 (0.496)	3.50 (0.515)	3.48 (0.508)	3.54 (0.515)	3.51 (0.482)	3.50 (0.494)	3.55 (0.597)	3.70 (0.756)	3.50 (0.712)	3.40 (0.434)	3.40 (0.458)	3.46 (0.414)

季別・年平均有義波

年	項目＼季・年	冬	春	夏	秋	年
'78	$(H_{1/3})_{mean}$	0.43 (0.208)	0.37 (0.147)	0.42 (0.226)	0.35 (0.152)	0.39 (0.190)
	$(T_{1/3})_{mean}$	3.40 (0.400)	3.44 (0.391)	3.62 (0.513)	3.46 (0.431)	3.53 (0.460)
'79	$(H_{1/3})_{mean}$	0.39 (0.177)	0.37 (0.173)	0.41 (0.203)	0.35 (0.126)	0.38 (0.172)
	$(T_{1/3})_{mean}$	3.95 (0.502)	4.06 (0.474)	4.14 (0.543)	3.55 (0.419)	3.88 (0.544)
'80	$(H_{1/3})_{mean}$	0.42 (0.176)	0.40 (0.208)	0.37 (0.141)	0.40 (0.260)	0.42 (0.232)
	$(T_{1/3})_{mean}$	3.48 (0.313)	3.35 (0.502)	3.35 (0.387)	3.39 (0.644)	3.38 (0.496)
'81	$(H_{1/3})_{mean}$	0.60 (0.345)	0.38 (0.183)	0.39 (0.165)	0.40 (0.212)	0.41 (0.209)
	$(T_{1/3})_{mean}$	3.44 (0.497)	3.45 (0.443)	3.52 (0.464)	3.37 (0.425)	3.43 (0.445)
'82	$(H_{1/3})_{mean}$	0.39 (0.144)	0.38 (0.145)	0.40 (0.180)	0.34 (0.170)	0.37 (0.162)
	$(T_{1/3})_{mean}$	3.30 (0.340)	3.39 (0.373)	3.59 (0.667)	3.37 (0.477)	3.44 (0.513)
'83	$(H_{1/3})_{mean}$	0.41 (0.213)	0.39 (0.234)	0.39 (0.166)	0.36 (0.170)	0.39 (0.205)
	$(T_{1/3})_{mean}$	3.35 (0.357)	3.49 (0.558)	3.46 (0.461)	3.41 (0.520)	3.43 (0.486)
'84	$(H_{1/3})_{mean}$	0.41 (0.192)	0.35 (0.100)	0.39 (0.205)	0.37 (0.175)	0.38 (0.169)
	$(T_{1/3})_{mean}$	3.31 (0.339)	3.34 (0.406)	3.72 (0.668)	3.32 (0.396)	3.45 (0.512)
累季・年	$(H_{1/3})_{mean}$	0.41 (0.213)	0.37 (0.179)	0.37 (0.188)	0.35 (0.166)	0.38 (0.187)
	$(T_{1/3})_{mean}$	3.47 (0.476)	3.51 (0.502)	3.59 (0.634)	3.43 (0.550)	3.50 (0.549)

付表－1.23a　　油津港　期間別最大有義波(1)

月別最大有義波

年	項目＼月	1	2	3	4	5	6	7	8	9	10	11	12
'70	$(H_{1/3})_{max}$												
	$(T_{1/3})_{max}$												
'71	$(H_{1/3})_{max}$												
	$(T_{1/3})_{max}$												
'72	$(H_{1/3})_{max}$												
	$(T_{1/3})_{max}$												
'73	$(H_{1/3})_{max}$												
	$(T_{1/3})_{max}$												
'74	$(H_{1/3})_{max}$												
	$(T_{1/3})_{max}$												
'75	$(H_{1/3})_{max}$			0.97	2.28	3.04	2.49	2.72	5.67	2.97	4.20	3.68	2.19
	$(T_{1/3})_{max}$			12.85	6.24	8.98	7.83	8.30	11.00	11.92	9.69	15.35	7.58
'76	$(H_{1/3})_{max}$	1.53	—	—	—	—	—	—	1.47	6.81	2.65	4.24	3.04
	$(T_{1/3})_{max}$	6.50	—	—	—	—	—	—	7.35	13.19	9.21	9.50	8.53
'77	$(H_{1/3})_{max}$	1.74	1.41	3.07	2.12	3.75	3.33	1.31	3.18	4.98	5.37	4.65	2.13
	$(T_{1/3})_{max}$	7.68	6.50	8.73	6.98	7.50	8.50	7.68	7.58	9.72	13.44	10.50	7.70

季別・年最大有義波

年	項目＼季・年	冬	春	夏	秋	年
'70	$(H_{1/3})_{max}$					
	$(T_{1/3})_{max}$					
'71	$(H_{1/3})_{max}$					
	$(T_{1/3})_{max}$					
'72	$(H_{1/3})_{max}$					
	$(T_{1/3})_{max}$					
'73	$(H_{1/3})_{max}$					
	$(T_{1/3})_{max}$					
'74	$(H_{1/3})_{max}$					
	$(T_{1/3})_{max}$					
'75	$(H_{1/3})_{max}$		3.04	5.67	4.20	5.67
	$(T_{1/3})_{max}$		8.98	11.00	9.69	11.00
'76	$(H_{1/3})_{max}$	2.19	—	1.47	6.81	6.81
	$(T_{1/3})_{max}$	7.58	—	7.35	13.19	13.19
'77	$(H_{1/3})_{max}$	3.04	3.75	3.33	5.37	5.37
	$(T_{1/3})_{max}$	8.53	7.50	8.50	13.44	13.44

付表－1.23a　　油津港　期間別最大有義波(2)

月別最大有義波

年	項目＼月	1	2	3	4	5	6	7	8	9	10	11	12
'78	$(H_{1/3})_{max}$	1.83	2.01	4.37	2.72	3.51	2.78	5.76	3.31	3.68	4.31	2.76	2.16
	$(T_{1/3})_{max}$	6.97	6.93	9.43	8.98	7.73	6.86	10.88	10.78	9.50	10.97	9.80	6.97
'79	$(H_{1/3})_{max}$	4.21	2.49	3.33	2.98	3.53	1.69	1.91	3.67	5.53	6.86	2.64	2.31
	$(T_{1/3})_{max}$	9.22	6.76	7.38	8.77	9.74	8.50	8.63	10.99	10.13	14.14	9.61	6.82
'80	$(H_{1/3})_{max}$	3.05	2.07	3.03	2.69	4.32	1.68	1.65	3.29	10.34	3.54	2.97	1.36
	$(T_{1/3})_{max}$	11.35	6.86	7.43	7.06	14.30	5.99	9.40	8.76	13.00	8.71	8.20	13.30
'81	$(H_{1/3})_{max}$	1.55	2.96	4.01	3.34	1.79	1.84	5.14	3.93	3.27	6.21	2.79	1.42
	$(T_{1/3})_{max}$	5.95	8.00	7.60	8.05	7.44	7.46	10.63	11.20	13.20	12.77	8.30	7.50
'82	$(H_{1/3})_{max}$	2.75	3.25	3.20	3.43	2.24	3.12	3.50	6.85	—	2.66	3.85	1.68
	$(T_{1/3})_{max}$	8.90	7.31	7.74	8.40	6.60	7.70	12.60	12.00	—	9.22	9.01	7.52
'83	$(H_{1/3})_{max}$	1.89	3.12	4.04	3.64	2.28	2.61	1.42	6.45	—	—	—	—
	$(T_{1/3})_{max}$	6.54	8.60	10.66	9.34	11.20	8.37	6.70	11.60	—	—	—	—
'84	$(H_{1/3})_{max}$	—	—	—	—	—	—	—	—	—	—	—	—
	$(T_{1/3})_{max}$	—	—	—	—	—	—	—	—	—	—	—	—
累月	$(H_{1/3})_{max}$	4.21	3.25	4.37	3.64	4.32	3.33	5.76	6.85	10.34	6.86	4.65	3.04
	$(T_{1/3})_{max}$	9.22	7.31	9.43	9.34	14.30	8.50	10.88	12.00	13.00	14.14	10.50	8.53

季別・年最大有義波

年	項目＼季・年	冬	春	夏	秋	年
'78	$(H_{1/3})_{max}$	2.13	4.37	5.76	4.31	5.76
	$(T_{1/3})_{max}$	7.70	9.43	10.88	10.97	10.88
'79	$(H_{1/3})_{max}$	4.21	3.53	3.67	6.86	6.86
	$(T_{1/3})_{max}$	9.22	9.74	10.99	14.14	14.14
'80	$(H_{1/3})_{max}$	3.05	4.32	3.29	10.34	10.34
	$(T_{1/3})_{max}$	11.35	14.30	8.76	13.00	13.00
'81	$(H_{1/3})_{max}$	2.96	4.01	5.14	6.21	6.21
	$(T_{1/3})_{max}$	8.00	7.60	10.63	12.77	12.77
'82	$(H_{1/3})_{max}$	3.25	3.43	6.85	3.85	6.85
	$(T_{1/3})_{max}$	7.31	8.40	12.00	9.01	12.00
'83	$(H_{1/3})_{max}$	3.12	4.04	6.45	—	6.45
	$(T_{1/3})_{max}$	8.60	10.66	11.60	—	11.60
'84	$(H_{1/3})_{max}$	—	—	—	—	—
	$(T_{1/3})_{max}$	—	—	—	—	—
累季・年	$(H_{1/3})_{max}$	4.21	4.37	6.85	10.34	10.34
	$(T_{1/3})_{max}$	9.22	9.43	12.00	13.00	13.00

付表－1.23b　　油津港　期間別平均有義波(1)

月別平均有義波

年	項目＼月	1	2	3	4	5	6	7	8	9	10	11	12
'70	$(H_{1/3})_{mean}$												
	$(T_{1/3})_{mean}$												
'71	$(H_{1/3})_{mean}$												
	$(T_{1/3})_{mean}$												
'72	$(H_{1/3})_{mean}$												
	$(T_{1/3})_{mean}$												
'73	$(H_{1/3})_{mean}$												
	$(T_{1/3})_{mean}$												
'74	$(H_{1/3})_{mean}$												
	$(T_{1/3})_{mean}$												
'75	$(H_{1/3})_{mean}$			0.60 (0.232)	1.06 (0.383)	1.24 (0.577)	0.85 (0.284)	1.20 (0.651)	1.39 (0.842)	1.10 (0.641)	1.63 (0.616)	1.69 (0.830)	0.76 (0.412)
	$(T_{1/3})_{mean}$			8.94 (2.928)	7.29 (1.168)	7.22 (1.096)	6.65 (0.637)	7.56 (1.456)	7.65 (1.169)	8.55 (1.796)	7.90 (1.120)	8.91 (1.769)	7.18 (1.866)
'76	$(H_{1/3})_{mean}$	0.38 (0.282)	—	—	—	—	—	—	0.64 (0.284)	1.60 (1.293)	0.94 (0.406)	1.28 (0.858)	0.82 (0.588)
	$(T_{1/3})_{mean}$	4.44 (2.850)	—	—	—	—	—	—	7.64 (1.593)	8.62 (1.713)	6.89 (1.413)	7.54 (1.810)	6.69 (2.193)
'77	$(H_{1/3})_{mean}$	0.65 (0.228)	0.64 (0.249)	1.09 (0.553)	0.84 (0.352)	1.14 (0.588)	1.03 (0.504)	0.65 (0.175)	1.15 (0.557)	1.38 (0.720)	1.57 (0.658)	1.57 (0.958)	0.91 (0.392)
	$(T_{1/3})_{mean}$	6.33 (1.000)	6.36 (1.783)	7.30 (1.349)	7.08 (1.544)	7.39 (1.435)	7.38 (1.238)	7.41 (0.912)	7.70 (1.431)	7.92 (1.336)	8.35 (1.631)	8.31 (1.905)	7.35 (1.414)

季別・年平均有義波

年	項目＼季・年	冬	春	夏	秋	年
'70	$(H_{1/3})_{mean}$					
	$(T_{1/3})_{mean}$					
'71	$(H_{1/3})_{mean}$					
	$(T_{1/3})_{mean}$					
'72	$(H_{1/3})_{mean}$					
	$(T_{1/3})_{mean}$					
'73	$(H_{1/3})_{mean}$					
	$(T_{1/3})_{mean}$					
'74	$(H_{1/3})_{mean}$					
	$(T_{1/3})_{mean}$					
'75	$(H_{1/3})_{mean}$		1.11 (0.507)	1.13 (0.688)	1.48 (0.749)	1.20 (0.682)
	$(T_{1/3})_{mean}$		7.39 (1.449)	7.20 (1.119)	8.45 (1.641)	7.70 (1.609)
'76	$(H_{1/3})_{mean}$	0.61 (0.410)	—	0.64 (0.284)	1.27 (0.960)	1.01 (0.860)
	$(T_{1/3})_{mean}$	6.08 (2.675)	—	7.64 (1.593)	7.67 (1.798)	7.04 (2.313)
'77	$(H_{1/3})_{mean}$	0.70 (0.404)	1.02 (0.525)	0.94 (0.494)	1.51 (0.792)	1.05 (0.627)
	$(T_{1/3})_{mean}$	6.46 (1.738)	7.26 (1.450)	7.50 (1.221)	8.19 (1.651)	7.41 (1.559)

付表－1.23b　　油津港　期間別平均有義波(2)

月別平均有義波

年	項目＼月	1	2	3	4	5	6	7	8	9	10	11	12
'78	$(H_{1/3})_{mean}$	0.63 (0.373)	0.67 (0.391)	0.91 (0.700)	1.00 (0.468)	1.09 (0.472)	0.93 (0.500)	1.36 (1.151)	1.21 (0.575)	1.13 (0.504)	1.63 (0.731)	1.21 (0.551)	0.94 (0.323)
	$(T_{1/3})_{mean}$	6.11 (2.671)	5.63 (2.125)	6.31 (2.486)	7.18 (1.416)	7.22 (0.906)	6.75 (1.115)	7.52 (1.884)	7.18 (1.086)	7.68 (1.410)	8.41 (1.446)	7.97 (1.645)	7.93 (1.265)
'79	$(H_{1/3})_{mean}$	0.78 (0.635)	0.75 (0.429)	1.24 (0.588)	1.20 (0.539)	1.00 (0.759)	0.86 (0.282)	0.90 (0.321)	1.21 (0.611)	1.20 (0.847)	1.48 (1.192)	1.27 (0.483)	0.90 (0.284)
	$(T_{1/3})_{mean}$	7.33 (2.003)	6.91 (2.192)	7.28 (1.493)	7.43 (1.059)	7.35 (1.890)	6.68 (0.647)	7.08 (0.842)	8.06 (1.424)	7.76 (1.115)	8.29 (1.614)	8.04 (1.905)	7.88 (1.561)
'80	$(H_{1/3})_{mean}$	0.92 (0.619)	0.67 (0.330)	1.05 (0.442)	1.30 (0.461)	1.18 (0.626)	0.63 (0.229)	0.79 (0.286)	1.03 (0.597)	1.45 (2.065)	0.79 (0.555)	1.08 (0.558)	0.57 (0.211)
	$(T_{1/3})_{mean}$	7.44 (1.806)	6.75 (0.835)	7.18 (0.884)	7.43 (0.866)	7.73 (1.399)	7.28 (1.050)	7.86 (1.199)	8.31 (1.004)	8.78 (1.420)	6.84 (0.985)	8.13 (1.473)	7.88 (2.156)
'81	$(H_{1/3})_{mean}$	0.55 (0.230)	0.87 (0.492)	1.12 (0.742)	1.02 (0.545)	0.74 (0.292)	0.81 (0.315)	0.81 (0.480)	1.43 (0.795)	1.27 (0.508)	1.35 (1.158)	1.02 (0.528)	0.73 (0.208)
	$(T_{1/3})_{mean}$	6.54 (0.979)	7.33 (0.967)	7.42 (1.384)	7.39 (1.022)	7.13 (0.940)	6.98 (0.073)	7.62 (1.151)	8.77 (1.316)	7.58 (1.303)	8.40 (2.036)	7.61 (0.854)	7.73 (1.216)
'82	$(H_{1/3})_{mean}$	0.80 (0.467)	1.08 (0.562)	1.24 (0.570)	1.17 (0.684)	0.74 (0.254)	1.00 (0.552)	1.04 (0.631)	1.33 (1.207)	—	1.38 (0.457)	0.91 (0.533)	0.78 (0.233)
	$(T_{1/3})_{mean}$	7.76 (1.350)	7.33 (1.368)	7.55 (1.171)	7.75 (1.162)	7.32 (0.921)	7.73 (1.332)	7.99 (1.935)	8.85 (1.599)	—	8.82 (1.800)	7.45 (1.080)	8.17 (1.452)
'83	$(H_{1/3})_{mean}$	0.64 (0.314)	0.77 (0.448)	1.32 (0.804)	1.02 (0.531)	0.92 (0.426)	1.14 (0.581)	0.69 (0.222)	1.29 (1.388)	—	—	—	—
	$(T_{1/3})_{mean}$	6.68 (0.887)	7.11 (1.559)	7.31 (1.173)	7.80 (1.094)	7.43 (1.077)	7.71 (0.958)	7.83 (0.939)	8.72 (1.210)	—	—	—	—
'84	$(H_{1/3})_{mean}$	—	—	—	—	—	—	—	—	—	—	—	—
	$(T_{1/3})_{mean}$	—	—	—	—	—	—	—	—	—	—	—	—
累月	$(H_{1/3})_{mean}$	0.68 (0.450)	0.78 (0.448)	1.12 (0.650)	1.08 (0.523)	1.01 (0.554)	0.91 (0.452)	0.90 (0.609)	1.22 (0.813)	1.29 (0.928)	1.39 (0.848)	1.25 (0.727)	0.80 (0.370)
	$(T_{1/3})_{mean}$	6.67 (1.990)	6.77 (1.714)	7.23 (1.616)	7.42 (1.207)	7.35 (1.262)	7.15 (1.116)	7.61 (1.366)	8.08 (1.424)	8.06 (1.525)	8.03 (1.682)	7.99 (1.658)	7.60 (1.740)

季別・年平均有義波

年	項目＼季・年	冬	春	夏	秋	年
'78	$(H_{1/3})_{mean}$	0.74 (0.405)	1.00 (0.563)	1.17 (0.817)	1.33 (0.644)	1.06 (0.659)
	$(T_{1/3})_{mean}$	6.39 (2.252)	6.90 (1.790)	7.15 (1.446)	8.03 (1.533)	7.17 (1.881)
'79	$(H_{1/3})_{mean}$	0.82 (0.489)	1.15 (0.645)	0.99 (0.459)	1.32 (0.900)	1.07 (0.672)
	$(T_{1/3})_{mean}$	7.40 (1.897)	7.35 (1.525)	7.28 (1.182)	8.04 (1.596)	7.51 (1.618)
'80	$(H_{1/3})_{mean}$	0.83 (0.450)	1.18 (0.527)	0.82 (0.438)	1.07 (1.044)	0.93 (0.635)
	$(T_{1/3})_{mean}$	7.37 (1.538)	7.45 (1.104)	7.83 (1.167)	7.91 (1.515)	7.61 (1.418)
'81	$(H_{1/3})_{mean}$	0.66 (0.359)	0.96 (0.580)	1.02 (0.640)	1.22 (0.809)	0.98 (0.644)
	$(T_{1/3})_{mean}$	7.25 (1.591)	7.31 (1.140)	7.80 (1.398)	7.87 (1.536)	7.54 (1.354)
'82	$(H_{1/3})_{mean}$	0.86 (0.460)	1.05 (0.578)	1.11 (0.836)	1.09 (0.554)	1.02 (0.635)
	$(T_{1/3})_{mean}$	7.62 (1.325)	7.54 (1.104)	8.15 (1.709)	7.98 (1.551)	7.84 (1.469)
'83	$(H_{1/3})_{mean}$	0.73 (0.344)	1.09 (0.630)	0.98 (0.758)	—	0.95 (0.645)
	$(T_{1/3})_{mean}$	7.33 (1.468)	7.51 (1.134)	7.95 (1.069)	—	7.49 (1.219)
'84	$(H_{1/3})_{mean}$	—	—	—	—	—
	$(T_{1/3})_{mean}$	—	—	—	—	—
累季・年	$(H_{1/3})_{mean}$	0.75 (0.426)	1.07 (0.578)	1.01 (0.659)	1.31 (0.833)	1.03 (0.667)
	$(T_{1/3})_{mean}$	7.04 (1.873)	7.34 (1.368)	7.61 (1.362)	8.02 (1.629)	7.50 (1.609)

付表－1.24a　志布志湾　期間別最大有義波

月別最大有義波

年	項目＼月	1	2	3	4	5	6	7	8	9	10	11	12
'78	$(H_{1/3})_{max}$												
	$(T_{1/3})_{max}$												
'79	$(H_{1/3})_{max}$												
	$(T_{1/3})_{max}$												
'80	$(H_{1/3})_{max}$				2.01	3.25	1.25	1.54	1.16	7.39	4.81	1.38	0.96
	$(T_{1/3})_{max}$				7.00	14.05	5.70	9.78	4.96	13.11	11.63	12.70	5.16
'81	$(H_{1/3})_{max}$	1.06	1.84	2.74	2.30	1.49	1.68	1.57	3.58	3.09	3.73	2.00	1.01
	$(T_{1/3})_{max}$	5.49	8.41	7.43	7.84	7.23	5.57	4.50	10.90	13.06	13.98	6.58	4.52
'82	$(H_{1/3})_{max}$	2.48	2.81	2.50	2.95	1.66	2.14	4.13	7.88	4.04	2.33	3.32	1.15
	$(T_{1/3})_{max}$	8.71	7.45	7.72	8.31	6.95	7.51	14.32	12.26	12.76	12.77	8.78	8.50
'83	$(H_{1/3})_{max}$	1.56	1.67	2.87	1.98	1.60	2.24	1.02	3.65	3.40	2.60	1.74	1.55
	$(T_{1/3})_{max}$	7.10	7.94	8.68	7.26	7.11	8.20	10.37	12.80	12.29	12.80	13.00	6.30
'84	$(H_{1/3})_{max}$	1.69	1.59	2.06	2.20	1.55	2.08	3.21	3.54	1.95	2.39	1.97	1.83
	$(T_{1/3})_{max}$	8.77	7.88	6.71	6.95	6.38	7.08	8.27	9.93	9.87	14.65	6.17	8.46
累月	$(H_{1/3})_{max}$	2.48	2.81	2.87	2.95	3.25	2.24	4.13	7.88	7.39	4.81	3.32	1.83
	$(T_{1/3})_{max}$	8.71	7.45	8.68	8.31	14.05	8.20	14.32	12.26	13.11	11.63	8.78	8.46

季別・年最大有義波

年	項目＼季・年	冬	春	夏	秋	年
'78	$(H_{1/3})_{max}$					
	$(T_{1/3})_{max}$					
'79	$(H_{1/3})_{max}$					
	$(T_{1/3})_{max}$					
'80	$(H_{1/3})_{max}$		3.25	1.54	7.39	7.39
	$(T_{1/3})_{max}$		14.05	9.78	13.11	13.11
'81	$(H_{1/3})_{max}$	1.84	2.74	3.58	3.73	3.73
	$(T_{1/3})_{max}$	8.41	7.43	10.90	13.98	13.98
'82	$(H_{1/3})_{max}$	2.81	2.95	7.88	4.04	7.88
	$(T_{1/3})_{max}$	7.45	8.31	12.26	12.76	12.26
'83	$(H_{1/3})_{max}$	1.67	2.87	3.65	3.40	3.65
	$(T_{1/3})_{max}$	7.94	8.68	12.80	12.29	12.80
'84	$(H_{1/3})_{max}$	1.69	2.20	3.54	2.39	3.54
	$(T_{1/3})_{max}$	8.77	6.95	9.93	14.65	9.93
累季・年	$(H_{1/3})_{max}$	2.81	3.25	7.88	7.39	7.88
	$(T_{1/3})_{max}$	7.45	14.05	12.26	13.11	12.26

付表－1.24b　　志布志湾　期間別平均有義波

月別平均有義波

年	項目＼月	1	2	3	4	5	6	7	8	9	10	11	12
'78	$(H_{1/3})_{mean}$												
	$(T_{1/3})_{mean}$												
'79	$(H_{1/3})_{mean}$												
	$(T_{1/3})_{mean}$												
'90	$(H_{1/3})_{mean}$				0.85 (0.481)	0.86 (0.550)	0.49 (0.193)	0.64 (0.313)	0.55 (0.206)	0.91 (1.212)	0.79 (0.607)	0.56 (0.285)	0.31 (0.136)
	$(T_{1/3})_{mean}$				7.18 (1.398)	7.58 (2.012)	6.29 (1.063)	7.30 (1.489)	7.17 (1.352)	7.78 (1.804)	7.21 (1.928)	7.77 (2.041)	5.19 (2.021)
'81	$(H_{1/3})_{mean}$	0.31 (0.161)	0.46 (0.280)	0.62 (0.480)	0.60 (0.412)	0.45 (0.196)	0.61 (0.216)	0.52 (0.240)	0.92 (0.721)	0.74 (0.453)	0.80 (0.779)	0.51 (0.309)	0.39 (0.146)
	$(T_{1/3})_{mean}$	4.88 (1.562)	5.46 (1.715)	6.46 (1.988)	6.76 (1.413)	6.41 (1.099)	6.35 (1.239)	6.64 (1.256)	7.89 (1.621)	7.37 (1.644)	7.31 (2.308)	7.38 (1.397)	6.99 (1.782)
'82	$(H_{1/3})_{mean}$	0.45 (0.374)	0.51 (0.342)	0.70 (0.414)	0.66 (0.426)	0.55 (0.205)	0.58 (0.237)	0.82 (0.565)	1.13 (1.255)	0.85 (0.694)	0.69 (0.337)	0.52 (0.445)	0.43 (0.177)
	$(T_{1/3})_{mean}$	6.45 (2.077)	6.67 (1.533)	6.73 (1.158)	6.27 (1.392)	6.51 (1.310)	6.88 (1.330)	6.67 (2.231)	8.03 (1.977)	8.04 (2.254)	7.46 (2.035)	6.96 (1.375)	7.62 (1.629)
'83	$(H_{1/3})_{mean}$	0.36 (0.207)	0.40 (0.257)	0.68 (0.455)	0.69 (0.336)	0.59 (0.236)	0.67 (0.361)	0.53 (0.161)	0.86 (0.843)	0.67 (0.643)	0.51 (0.322)	0.50 (0.314)	0.32 (0.213)
	$(T_{1/3})_{mean}$	5.91 (1.713)	5.66 (1.545)	5.92 (1.501)	6.50 (1.370)	6.36 (0.938)	6.28 (0.952)	6.31 (1.194)	7.12 (1.882)	7.03 (2.097)	7.02 (1.243)	7.42 (2.392)	5.58 (1.723)
'84	$(H_{1/3})_{mean}$	0.36 (0.225)	0.42 (0.215)	0.50 (0.301)	0.83 (0.352)	0.60 (0.261)	0.79 (0.367)	0.52 (0.472)	1.08 (0.865)	0.46 (0.287)	0.71 (0.405)	0.71 (0.335)	0.66 (0.397)
	$(T_{1/3})_{mean}$	5.65 (2.031)	6.07 (1.908)	6.17 (1.578)	6.72 (0.965)	6.42 (1.010)	6.11 (0.935)	6.18 (1.395)	7.28 (1.320)	6.32 (1.210)	7.96 (2.102)	7.25 (1.433)	7.32 (1.758)
累月	$(H_{1/3})_{mean}$	0.37 (0.262)	0.45 (0.280)	0.62 (0.426)	0.71 (0.402)	0.59 (0.314)	0.63 (0.301)	0.61 (0.394)	0.92 (0.885)	0.73 (0.740)	0.70 (0.530)	0.56 (0.357)	0.41 (0.250)
	$(T_{1/3})_{mean}$	5.75 (1.948)	5.97 (1.746)	6.32 (1.611)	6.61 (1.329)	6.58 (1.319)	6.38 (1.145)	6.62 (1.596)	7.51 (1.702)	7.31 (1.934)	7.40 (1.984)	7.32 (1.767)	6.44 (2.039)

季別・年平均有義波

年	項目＼季・年	冬	春	夏	秋	年
'78	$(H_{1/3})_{mean}$					
	$(T_{1/3})_{mean}$					
'79	$(H_{1/3})_{mean}$					
	$(T_{1/3})_{mean}$					
'80	$(H_{1/3})_{mean}$		0.85 (0.528)	0.56 (0.254)	0.79 (0.865)	0.65 (0.593)
	$(T_{1/3})_{mean}$		7.44 (1.835)	6.91 (1.390)	7.55 (1.928)	6.98 (1.885)
'81	$(H_{1/3})_{mean}$	0.36 (0.215)	0.56 (0.389)	0.68 (0.488)	0.69 (0.567)	0.58 (0.455)
	$(T_{1/3})_{mean}$	5.18 (1.793)	6.54 (1.550)	6.97 (1.537)	7.36 (1.829)	6.68 (1.803)
'82	$(H_{1/3})_{mean}$	0.45 (0.312)	0.64 (0.368)	0.85 (0.845)	0.69 (0.530)	0.66 (0.574)
	$(T_{1/3})_{mean}$	6.69 (1.835)	6.51 (1.303)	7.21 (1.973)	7.49 (1.977)	7.02 (1.832)
'83	$(H_{1/3})_{mean}$	0.40 (0.219)	0.66 (0.357)	0.68 (0.547)	0.56 (0.457)	0.56 (0.433)
	$(T_{1/3})_{mean}$	6.33 (1.836)	6.26 (1.316)	6.56 (1.443)	7.16 (1.975)	6.42 (1.702)
'84	$(H_{1/3})_{mean}$	0.37 (0.221)	0.64 (0.337)	0.80 (0.651)	0.63 (0.366)	0.64 (0.456)
	$(T_{1/3})_{mean}$	5.76 (1.903)	6.43 (1.239)	6.53 (1.345)	7.19 (1.768)	6.60 (1.652)
累季・年	$(H_{1/3})_{mean}$	0.39 (0.248)	0.64 (0.384)	0.72 (0.600)	0.67 (0.574)	0.62 (0.500)
	$(T_{1/3})_{mean}$	5.99 (1.929)	6.51 (1.426)	6.83 (1.576)	7.34 (1.902)	6.72 (1.782)

付表－1.25 a　　名瀬港　期間別最大有義波(1)

月別最大有義波

年	項目＼月	1	2	3	4	5	6	7	8	9	10	11	12
'70	$(H_{1/3})_{max}$												
	$(T_{1/3})_{max}$												
'71	$(H_{1/3})_{max}$												
	$(T_{1/3})_{max}$												
'72	$(H_{1/3})_{max}$												
	$(T_{1/3})_{max}$												
'73	$(H_{1/3})_{max}$												
	$(T_{1/3})_{max}$												
'74	$(H_{1/3})_{max}$												
	$(T_{1/3})_{max}$												
'75	$(H_{1/3})_{max}$												
	$(T_{1/3})_{max}$												
'76	$(H_{1/3})_{max}$												
	$(T_{1/3})_{max}$												
'77	$(H_{1/3})_{max}$			3.07	4.12	2.39	2.75	1.58	3.50	2.49	2.36	3.62	3.77
	$(T_{1/3})_{max}$			7.54	7.89	7.79	9.06	6.32	8.11	9.33	7.64	7.38	8.76

季別・年最大有義波

年	項目＼季・年	冬	春	夏	秋	年
'70	$(H_{1/3})_{max}$					
	$(T_{1/3})_{max}$					
'71	$(H_{1/3})_{max}$					
	$(T_{1/3})_{max}$					
'72	$(H_{1/3})_{max}$					
	$(T_{1/3})_{max}$					
'73	$(H_{1/3})_{max}$					
	$(T_{1/3})_{max}$					
'74	$(H_{1/3})_{max}$					
	$(T_{1/3})_{max}$					
'75	$(H_{1/3})_{max}$					
	$(T_{1/3})_{max}$					
'76	$(H_{1/3})_{max}$					
	$(T_{1/3})_{max}$					
'77	$(H_{1/3})_{max}$		4.12	3.50	3.62	4.12
	$(T_{1/3})_{max}$		7.89	8.11	7.38	7.89

付表－1.25a　　名瀬港　期間別最大有義波(2)

月別最大有義波

年	項目＼月	1	2	3	4	5	6	7	8	9	10	11	12
'78	$(H_{1/3})_{max}$	5.00	4.72	4.77	3.06	1.88	1.46	3.04	3.21	2.26	4.11	4.46	4.38
	$(T_{1/3})_{max}$	8.97	9.59	9.86	7.65	6.61	6.25	9.39	8.34	9.12	8.11	9.21	8.60
'79	$(H_{1/3})_{max}$	4.21	4.49	4.30	3.16	2.64	1.57	2.49	2.96	4.97	6.02	4.88	4.66
	$(T_{1/3})_{max}$	9.71	9.01	8.51	8.08	8.28	6.55	7.20	9.90	8.40	10.10	9.70	9.57
'80	$(H_{1/3})_{max}$	4.57	3.57	4.21	3.99	3.06	1.34	2.67	2.13	5.79	5.14	4.75	5.76
	$(T_{1/3})_{max}$	9.54	8.25	9.61	9.20	7.57	6.09	7.28	7.59	10.03	8.40	8.20	9.50
'81	$(H_{1/3})_{max}$	5.13	4.59	4.33	3.39	2.85	2.12	2.25	2.53	3.19	4.92	4.10	5.06
	$(T_{1/3})_{max}$	6.10	9.80	8.40	8.60	8.10	8.90	10.48	7.01	10.90	9.10	8.36	9.86
'82	$(H_{1/3})_{max}$	5.12	3.36	3.89	5.36	2.37	3.02	1.86	5.44	4.90	3.07	3.65	4.72
	$(T_{1/3})_{max}$	8.80	7.13	8.90	10.16	6.87	8.08	7.22	10.40	8.10	7.60	8.67	9.20
'83	$(H_{1/3})_{max}$	3.61	4.94	4.95	2.93	3.36	2.30	2.36	4.10	4.87	2.83	4.17	3.82
	$(T_{1/3})_{max}$	8.15	9.40	9.14	6.50	7.68	7.96	8.40	8.60	10.16	7.64	9.60	8.60
'84	$(H_{1/3})_{max}$	3.81	4.71	4.66	3.48	1.94	1.99	2.97	5.00	1.97	4.31	4.07	3.40
	$(T_{1/3})_{max}$	8.31	9.76	9.53	8.47	7.01	7.02	8.09	11.09	6.39	8.31	8.41	7.97
累月	$(H_{1/3})_{max}$	5.13	4.94	4.95	5.36	3.36	3.02	3.04	5.44	5.79	6.02	4.88	5.76
	$(T_{1/3})_{max}$	6.10	9.40	9.14	10.16	7.68	8.08	9.39	10.40	10.03	10.10	9.70	9.50

季別・年最大有義波

年	項目＼季・年	冬	春	夏	秋	年
'78	$(H_{1/3})_{max}$	5.00	4.77	3.21	4.46	5.00
	$(T_{1/3})_{max}$	8.97	9.86	8.34	9.21	8.97
'79	$(H_{1/3})_{max}$	4.49	4.30	2.96	6.02	6.02
	$(T_{1/3})_{max}$	9.01	8.51	9.90	10.10	10.10
'80	$(H_{1/3})_{max}$	4.66	4.21	2.67	5.79	5.79
	$(T_{1/3})_{max}$	9.57	9.61	7.28	10.03	10.03
'81	$(H_{1/3})_{max}$	5.76	4.33	2.53	4.92	5.13
	$(T_{1/3})_{max}$	9.50	8.40	7.01	9.10	6.10
'82	$(H_{1/3})_{max}$	5.12	5.36	5.44	4.90	5.44
	$(T_{1/3})_{max}$	8.80	10.16	10.40	8.10	10.40
'83	$(H_{1/3})_{max}$	4.94	4.95	4.10	4.87	4.95
	$(T_{1/3})_{max}$	9.40	9.14	8.60	10.16	9.14
'84	$(H_{1/3})_{max}$	4.71	4.66	5.00	4.31	5.00
	$(T_{1/3})_{max}$	9.76	9.53	11.09	8.31	11.09
累季・年	$(H_{1/3})_{max}$	5.76	5.36	5.44	6.02	6.02
	$(T_{1/3})_{max}$	9.50	10.16	10.40	10.10	10.10

付表－1.25b　　名瀬港　期間別平均有義波(1)

月別平均有義波

年	項目＼月	1	2	3	4	5	6	7	8	9	10	11	12
'70	$(H_{1/3})_{mean}$												
	$(T_{1/3})_{mean}$												
'71	$(H_{1/3})_{mean}$												
	$(T_{1/3})_{mean}$												
'72	$(H_{1/3})_{mean}$												
	$(T_{1/3})_{mean}$												
'73	$(H_{1/3})_{mean}$												
	$(T_{1/3})_{mean}$												
'74	$(H_{1/3})_{mean}$												
	$(T_{1/3})_{mean}$												
'75	$(H_{1/3})_{mean}$												
	$(T_{1/3})_{mean}$												
'76	$(H_{1/3})_{mean}$												
	$(T_{1/3})_{mean}$												
'77	$(H_{1/3})_{mean}$			1.15 (0.547)	0.82 (0.717)	0.76 (0.421)	0.92 (0.376)	0.59 (0.372)	0.94 (0.568)	0.83 (0.502)	1.02 (0.479)	1.60 (0.671)	1.05 (0.701)
	$(T_{1/3})_{mean}$			6.30 (0.832)	4.94 (2.412)	5.82 (1.963)	6.49 (0.977)	5.27 (2.460)	6.47 (1.441)	6.01 (2.024)	6.83 (1.430)	7.13 (0.946)	5.98 (1.412)

季別・年平均有義波

年	項目＼季・年	冬	春	夏	秋	年
'70	$(H_{1/3})_{mean}$					
	$(T_{1/3})_{mean}$					
'71	$(H_{1/3})_{mean}$					
	$(T_{1/3})_{mean}$					
'72	$(H_{1/3})_{mean}$					
	$(T_{1/3})_{mean}$					
'73	$(H_{1/3})_{mean}$					
	$(T_{1/3})_{mean}$					
'74	$(H_{1/3})_{mean}$					
	$(T_{1/3})_{mean}$					
'75	$(H_{1/3})_{mean}$					
	$(T_{1/3})_{mean}$					
'76	$(H_{1/3})_{mean}$					
	$(T_{1/3})_{mean}$					
'77	$(H_{1/3})_{mean}$		0.86 (0.597)	0.82 (0.483)	1.15 (0.647)	0.96 (0.612)
	$(T_{1/3})_{mean}$		5.56 (2.075)	6.07 (1.851)	6.66 (1.596)	6.11 (1.846)

付表－1.25b　　名瀬港　期間別平均有義波(2)

月別平均有義波

年	項目＼月	1	2	3	4	5	6	7	8	9	10	11	12
'78	$(H_{1/3})_{mean}$	1.97 (0.995)	1.74 (0.957)	1.41 (0.975)	0.91 (0.587)	0.79 (0.320)	0.50 (0.353)	0.60 (0.564)	0.69 (0.599)	0.78 (0.431)	1.38 (0.743)	1.22 (0.789)	1.35 (0.979)
	$(T_{1/3})_{mean}$	6.98 (1.171)	6.55 (1.380)	6.32 (2.037)	5.34 (1.881)	5.94 (1.206)	4.76 (2.691)	4.62 (2.980)	5.36 (2.877)	6.44 (1.810)	6.79 (1.119)	6.42 (1.126)	6.23 (1.847)
'79	$(H_{1/3})_{mean}$	1.21 (0.888)	1.52 (1.071)	1.42 (0.818)	1.12 (0.620)	0.76 (0.566)	0.54 (0.319)	0.78 (0.503)	0.73 (0.528)	0.78 (0.758)	1.31 (0.908)	1.56 (1.054)	1.08 (0.768)
	$(T_{1/3})_{mean}$	5.61 (2.174)	6.49 (1.562)	6.77 (1.303)	6.21 (1.496)	4.89 (2.324)	5.10 (2.053)	5.50 (2.000)	6.45 (2.377)	5.93 (0.898)	6.08 (1.973)	6.50 (1.853)	5.77 (1.738)
'80	$(H_{1/3})_{mean}$	1.74 (1.017)	1.47 (0.665)	1.33 (0.826)	1.15 (0.552)	0.88 (0.507)	0.60 (0.225)	0.79 (0.425)	0.66 (0.393)	1.16 (0.849)	1.23 (0.806)	1.25 (0.786)	2.06 (1.259)
	$(T_{1/3})_{mean}$	6.78 (1.111)	6.36 (0.858)	6.56 (0.973)	6.55 (0.800)	6.52 (1.002)	5.28 (0.534)	6.19 (0.959)	6.20 (0.997)	6.48 (1.138)	6.95 (1.349)	6.04 (0.806)	7.12 (1.482)
'81	$(H_{1/3})_{mean}$	1.74 (0.981)	1.67 (0.921)	1.16 (0.766)	0.99 (0.628)	0.85 (0.556)	0.74 (0.317)	0.59 (0.330)	0.69 (0.370)	1.09 (0.598)	1.35 (1.012)	1.37 (0.814)	1.55 (1.037)
	$(T_{1/3})_{mean}$	6.46 (1.070)	6.72 (1.003)	6.39 (0.886)	6.09 (0.972)	5.71 (0.874)	6.53 (1.145)	6.31 (1.121)	6.46 (1.002)	6.65 (1.477)	6.44 (1.196)	6.40 (0.995)	6.49 (1.138)
'82	$(H_{1/3})_{mean}$	1.75 (1.047)	1.47 (0.708)	1.27 (0.720)	1.17 (0.884)	0.60 (0.371)	0.87 (0.492)	0.75 (0.329)	0.98 (0.975)	1.03 (0.757)	1.15 (0.656)	1.14 (0.809)	1.42 (1.033)
	$(T_{1/3})_{mean}$	6.55 (1.082)	6.54 (0.816)	6.52 (0.986)	6.34 (1.050)	5.59 (0.797)	6.08 (0.894)	5.72 (0.803)	6.03 (1.224)	6.82 (1.199)	6.65 (1.173)	6.72 (1.268)	6.49 (1.062)
'83	$(H_{1/3})_{mean}$	1.43 (0.821)	1.56 (0.933)	1.49 (1.031)	0.87 (0.532)	0.78 (0.464)	0.98 (0.512)	0.86 (0.474)	0.98 (0.891)	0.87 (0.738)	0.99 (0.550)	1.48 (0.909)	1.78 (0.941)
	$(T_{1/3})_{mean}$	6.07 (1.046)	6.45 (1.066)	6.82 (1.042)	6.08 (0.774)	6.01 (1.039)	6.27 (0.922)	6.21 (1.103)	5.90 (1.210)	6.55 (1.409)	6.41 (1.055)	6.62 (1.090)	6.55 (1.057)
'84	$(H_{1/3})_{mean}$	1.76 (0.786)	1.87 (1.049)	1.39 (0.805)	1.13 (0.538)	0.78 (0.355)	0.70 (0.346)	0.74 (0.449)	0.73 (0.736)	0.79 (0.321)	1.42 (0.786)	1.16 (0.704)	1.73 (0.773)
	$(T_{1/3})_{mean}$	6.57 (0.921)	6.78 (0.970)	6.33 (0.952)	6.90 (0.796)	6.48 (1.052)	6.17 (0.736)	6.16 (0.814)	6.75 (1.288)	6.09 (0.997)	6.69 (0.934)	6.36 (1.040)	6.79 (0.854)
累月	$(H_{1/3})_{mean}$	1.66 (0.967)	1.61 (0.922)	1.34 (0.846)	1.02 (0.655)	0.78 (0.460)	0.73 (0.412)	0.71 (0.452)	0.78 (0.639)	0.91 (0.655)	1.23 (0.776)	1.35 (0.842)	1.50 (1.006)
	$(T_{1/3})_{mean}$	6.43 (1.354)	6.56 (1.129)	6.51 (1.220)	6.06 (1.514)	5.87 (1.466)	5.82 (1.567)	5.77 (1.804)	6.22 (1.769)	6.37 (1.454)	6.60 (1.339)	6.52 (1.216)	6.43 (1.422)

季別・年平均有義波

年	項目＼季・年	冬	春	夏	秋	年
'78	$(H_{1/3})_{mean}$	1.58 (0.977)	1.04 (0.734)	0.60 (0.522)	1.13 (0.721)	1.11 (0.859)
	$(T_{1/3})_{mean}$	6.50 (1.387)	5.87 (1.790)	4.93 (2.866)	6.55 (1.399)	5.99 (2.085)
'79	$(H_{1/3})_{mean}$	1.35 (0.987)	1.10 (0.729)	0.69 (0.472)	1.23 (0.973)	1.07 (0.830)
	$(T_{1/3})_{mean}$	6.10 (1.923)	5.95 (1.936)	5.69 (2.224)	6.18 (1.682)	5.94 (1.953)
'80	$(H_{1/3})_{mean}$	1.43 (0.877)	1.12 (0.671)	0.69 (0.368)	1.21 (0.814)	1.19 (0.854)
	$(T_{1/3})_{mean}$	6.30 (1.363)	6.54 (0.931)	5.90 (0.960)	6.49 (1.184)	6.42 (1.127)
'81	$(H_{1/3})_{mean}$	1.83 (1.082)	1.00 (0.668)	0.67 (0.345)	1.27 (0.834)	1.14 (0.826)
	$(T_{1/3})_{mean}$	6.77 (1.240)	6.06 (0.953)	6.43 (1.094)	6.50 (1.244)	6.38 (1.114)
'82	$(H_{1/3})_{mean}$	1.59 (0.956)	1.01 (0.751)	0.85 (0.567)	1.11 (0.744)	1.15 (0.825)
	$(T_{1/3})_{mean}$	6.53 (1.027)	6.15 (1.032)	5.96 (0.944)	6.73 (1.216)	6.38 (1.102)
'83	$(H_{1/3})_{mean}$	1.47 (0.935)	1.05 (0.791)	0.94 (0.657)	1.11 (0.790)	1.17 (0.830)
	$(T_{1/3})_{mean}$	6.33 (1.075)	6.30 (1.029)	6.12 (1.099)	6.52 (1.197)	6.32 (1.111)
'84	$(H_{1/3})_{mean}$	1.80 (0.930)	1.10 (0.645)	0.72 (0.537)	1.13 (0.689)	1.18 (0.795)
	$(T_{1/3})_{mean}$	6.63 (0.990)	6.57 (0.971)	6.36 (1.015)	6.38 (1.021)	6.50 (0.993)
累季・年	$(H_{1/3})_{mean}$	1.58 (0.979)	1.04 (0.707)	0.74 (0.510)	1.17 (0.784)	1.13 (0.815)
	$(T_{1/3})_{mean}$	6.45 (1.336)	6.14 (1.434)	5.93 (1.727)	6.50 (1.342)	6.26 (1.483)

付表－1.26a　　伊王島　期間別最大有義波(1)

月別最大有義波

年	項目＼月	1	2	3	4	5	6	7	8	9	10	11	12
'70	$(H_{1/3})_{max}$												
	$(T_{1/3})_{max}$												
'71	$(H_{1/3})_{max}$												
	$(T_{1/3})_{max}$												
'72	$(H_{1/3})_{max}$												
	$(T_{1/3})_{max}$												
'73	$(H_{1/3})_{max}$												
	$(T_{1/3})_{max}$												
'74	$(H_{1/3})_{max}$												0.35
	$(T_{1/3})_{max}$												11.40
'75	$(H_{1/3})_{max}$	1.15	1.93	1.85	1.83	0.90	1.75	1.09	1.37	0.79	1.19	—	—
	$(T_{1/3})_{max}$	8.00	7.55	8.33	9.30	7.00	7.70	7.88	10.52	7.24	7.81	—	—
'76	$(H_{1/3})_{max}$	1.08	0.92	1.18	0.81	0.62	1.35	2.65	0.43	0.19	0.76	0.89	1.24
	$(T_{1/3})_{max}$	7.50	8.90	8.90	7.00	7.48	8.33	10.90	7.90	13.54	7.67	9.94	8.24
'77	$(H_{1/3})_{max}$	0.40	0.76	1.37	1.16	0.57	0.65	0.61	2.00	1.59	0	0.58	0.68
	$(T_{1/3})_{max}$	8.32	7.66	7.68	8.00	7.00	7.90	7.60	10.74	10.95	0	8.22	7.16

季別・年最大有義波

年	項目＼季・年	冬	春	夏	秋	年
'70	$(H_{1/3})_{max}$					
	$(T_{1/3})_{max}$					
'71	$(H_{1/3})_{max}$					
	$(T_{1/3})_{max}$					
'72	$(H_{1/3})_{max}$					
	$(T_{1/3})_{max}$					
'73	$(H_{1/3})_{max}$					
	$(T_{1/3})_{max}$					
'74	$(H_{1/3})_{max}$					0.35
	$(T_{1/3})_{max}$					11.40
'75	$(H_{1/3})_{max}$	1.93	1.85	1.75	1.19	1.93
	$(T_{1/3})_{max}$	7.55	8.33	7.70	7.81	7.55
'76	$(H_{1/3})_{max}$	1.08	1.18	2.65	0.89	2.65
	$(T_{1/3})_{max}$	7.50	8.90	10.90	9.94	10.90
'77	$(H_{1/3})_{max}$	1.24	1.37	2.00	1.59	2.00
	$(T_{1/3})_{max}$	8.24	7.68	10.74	10.95	10.74

付表－1.26a　　伊王島　期間別最大有義波(2)

月別最大有義波

年	項目＼月	1	2	3	4	5	6	7	8	9	10	11	12
'78	$(H_{1/3})_{max}$	0.73	0.70	0.59	0.35	0.00	3.24	2.01	1.85	3.45	0.13	0.68	0.65
	$(T_{1/3})_{max}$	7.77	8.06	9.17	8.65	7.00	11.90	11.70	10.25	11.40	11.52	8.05	10.20
'79	$(H_{1/3})_{max}$	0.50	1.22	1.67	0.47	0.58	0.62	0.63	0.00	—	—	—	—
	$(T_{1/3})_{max}$	7.30	9.47	10.11	7.68	7.96	8.27	9.43	10.25	—	—	—	—
'80	$(H_{1/3})_{max}$	—	—	0.00	0.00	0.00	0.00	2.10	2.34	1.53	2.82	0.00	0.19
	$(T_{1/3})_{max}$	—	—	10.11	7.68	7.96	8.27	8.70	8.60	10.00	11.60	8.05	9.70
'81	$(H_{1/3})_{max}$	0.00	0.00	0.00	0.00	0.00	0.25	—	—	—	—	—	—
	$(T_{1/3})_{max}$	7.30	9.47	10.11	7.68	7.96	11.00	—	—	—	—	—	—
'82	$(H_{1/3})_{max}$	—	—	—	—	—	—	—	—	—	—	2.35	1.94
	$(T_{1/3})_{max}$	—	—	—	—	—	—	—	—	—	—	7.76	5.92
'83	$(H_{1/3})_{max}$	1.78	2.82	3.32	1.95	1.87	2.80	2.37	—	—	—	2.40	2.56
	$(T_{1/3})_{max}$	5.30	6.63	7.09	5.55	6.41	7.10	7.57	—	—	—	6.36	6.38
'84	$(H_{1/3})_{max}$	2.45	2.61	2.74	1.74	1.47	2.43	1.61	6.73	2.91	1.51	2.45	1.89
	$(T_{1/3})_{max}$	6.11	5.60	6.22	5.88	5.54	7.50	9.05	11.00	7.82	5.16	6.25	5.17
累月	$(H_{1/3})_{max}$	2.45	2.82	3.32	1.95	1.87	3.24	2.65	6.73	3.45	2.82	2.45	2.56
	$(T_{1/3})_{max}$	6.11	6.63	7.09	5.55	6.41	11.90	10.90	11.00	11.40	11.60	6.25	6.38

季別・年最大有義波

年	項目＼季・年	冬	春	夏	秋	年
'78	$(H_{1/3})_{max}$	0.73	0.59	3.24	3.45	3.45
	$(T_{1/3})_{max}$	7.77	9.17	11.90	11.40	11.40
'79	$(H_{1/3})_{max}$	1.22	1.67	0.63	—	1.67
	$(T_{1/3})_{max}$	9.47	10.11	9.43	—	10.11
'80	$(H_{1/3})_{max}$	—	0.00	2.34	2.82	2.82
	$(T_{1/3})_{max}$	—	10.11	8.60	11.60	11.60
'81	$(H_{1/3})_{max}$	0.19	0.00	0.25	—	0.25
	$(T_{1/3})_{max}$	9.70	10.11	11.00	—	11.00
'82	$(H_{1/3})_{max}$	—	—	—	2.35	2.35
	$(T_{1/3})_{max}$	—	—	—	7.76	7.76
'83	$(H_{1/3})_{max}$	2.82	3.32	2.80	2.40	3.32
	$(T_{1/3})_{max}$	6.63	7.09	7.10	6.36	7.09
'84	$(H_{1/3})_{max}$	2.61	2.74	6.73	2.91	6.73
	$(T_{1/3})_{max}$	5.60	6.22	11.00	7.82	11.00
累季・年	$(H_{1/3})_{max}$	2.82	3.32	6.73	3.45	6.73
	$(T_{1/3})_{max}$	6.63	7.09	11.00	11.40	11.00

付表－1.26b　　伊王島　期間別平均有義波(1)

月別平均有義波

年	項目＼月	1	2	3	4	5	6	7	8	9	10	11	12
'70	$(H_{1/3})_{mean}$												
	$(T_{1/3})_{mean}$												
'71	$(H_{1/3})_{mean}$												
	$(T_{1/3})_{mean}$												
'72	$(H_{1/3})_{mean}$												
	$(T_{1/3})_{mean}$												
'73	$(H_{1/3})_{mean}$												
	$(T_{1/3})_{mean}$												
'74	$(H_{1/3})_{mean}$												0.04 (0.078)
	$(T_{1/3})_{mean}$												2.65 (4.829)
'75	$(H_{1/3})_{mean}$	0.19 (0.272)	0.12 (0.287)	0.17 (0.334)	0.23 (0.380)	0.09 (0.196)	0.38 (0.434)	0.20 (0.278)	0.19 (0.251)	0.10 (0.185)	0.13 (0.244)	—	—
	$(T_{1/3})_{mean}$	4.09 (4.680)	2.10 (3.931)	2.41 (3.868)	3.24 (4.093)	1.84 (3.538)	4.32 (3.923)	3.26 (4.052)	4.67 (4.785)	2.40 (4.092)	2.72 (4.383)	—	—
'76	$(H_{1/3})_{mean}$	0.48 (0.210)	0.15 (0.259)	0.07 (0.183)	0.06 (0.155)	0.07 (0.136)	0.13 (0.219)	0.17 (0.366)	0.05 (0.112)	0.00 (0.025)	0.03 (0.116)	0.03 (0.111)	0.11 (0.223)
	$(T_{1/3})_{mean}$	8.58 (0.938)	2.73 (4.047)	1.33 (3.102)	1.86 (4.213)	2.45 (4.215)	3.20 (4.482)	3.13 (4.668)	1.88 (3.792)	0.34 (2.100)	0.71 (2.390)	0.80 (2.609)	2.47 (4.113)
'77	$(H_{1/3})_{mean}$	0.01 (0.048)	0.06 (0.141)	0.12 (0.260)	0.14 (0.271)	0.01 (0.060)	0.05 (0.133)	0.09 (0.152)	0.10 (0.232)	0.08 (0.269)	0 (0)	0.02 (0.082)	0.02 (0.084)
	$(T_{1/3})_{mean}$	0.24 (1.389)	1.38 (3.205)	2.07 (3.714)	1.78 (3.331)	0.19 (1.243)	1.14 (2.859)	2.41 (4.054)	2.36 (4.068)	1.45 (3.744)	0 (0)	0.72 (2.589)	0.47 (1.986)

季別・年平均有義波

年	項目＼季・年	冬	春	夏	秋	年
'70	$(H_{1/3})_{mean}$					
	$(T_{1/3})_{mean}$					
'71	$(H_{1/3})_{mean}$					
	$(T_{1/3})_{mean}$					
'72	$(H_{1/3})_{mean}$					
	$(T_{1/3})_{mean}$					
'73	$(H_{1/3})_{mean}$					
	$(T_{1/3})_{mean}$					
'74	$(H_{1/3})_{mean}$					0.04 (0.078)
	$(T_{1/3})_{mean}$					2.65 (4.829)
'75	$(H_{1/3})_{mean}$	0.13 (0.258)	0.18 (0.337)	0.23 (0.318)	0.11 (0.205)	0.18 (0.303)
	$(T_{1/3})_{mean}$	3.00 (4.518)	2.65 (3.942)	4.04 (4.379)	2.50 (4.185)	3.17 (4.285)
'76	$(H_{1/3})_{mean}$	0.35 (0.278)	0.07 (0.161)	0.12 (0.259)	0.02 (0.096)	0.09 (0.208)
	$(T_{1/3})_{mean}$	6.38 (3.834)	1.84 (3.844)	2.71 (4.361)	0.63 (2.393)	2.02 (3.901)
'77	$(H_{1/3})_{mean}$	0.06 (0.162)	0.09 (0.228)	0.08 (0.179)	0.03 (0.165)	0.06 (0.176)
	$(T_{1/3})_{mean}$	1.38 (3.266)	1.36 (3.088)	1.98 (3.758)	0.72 (2.678)	1.19 (3.068)

付表－1.26b　　伊王島　期間別平均有義波(2)

月別平均有義波

年	項目＼月	1	2	3	4	5	6	7	8	9	10	11	12
'78	$(H_{1/3})_{mean}$	0.08 (0.162)	0.04 (0.113)	0.03 (0.101)	0.01 (0.038)	0 (0)	0.14 (0.321)	0.14 (0.348)	0.28 (0.426)	0.08 (0.360)	0.00 (0.007)	0.01 (0.064)	0.02 (0.083)
	$(T_{1/3})_{mean}$	2.01 (3.770)	1.10 (2.932)	0.89 (2.834)	0.22 (1.374)	0 (0)	2.56 (3.952)	1.79 (3.581)	4.06 (4.806)	0.93 (2.997)	0.03 (0.596)	0.58 (2.507)	0.37 (1.793)
'79	$(H_{1/3})_{mean}$	0.01 (0.055)	0.09 (0.210)	0.04 (0.207)	0.03 (0.090)	0.01 (0.055)	0.04 (0.120)	0.04 (0.104)	0 (0)	—	—	—	—
	$(T_{1/3})_{mean}$	0.38 (1.809)	1.81 (3.589)	0.63 (2.319)	0.67 (2.278)	0.28 (1.556)	0.87 (2.498)	1.22 (3.279)	0 (0)	—	—	—	—
'80	$(H_{1/3})_{mean}$	—	—	0 (0)	0 (0)	0 (0)	0 (0)	0.17 (0.417)	0.29 (0.365)	0.13 (0.219)	0.10 (0.295)	0 (0)	0 (0)
	$(T_{1/3})_{mean}$	—	—	0 (0)	0 (0)	0 (0)	0 (0)	1.66 (3.536)	5.89 (4.170)	3.97 (4.758)	3.09 (5.134)	0 (0)	0.28 (1.622)
'81	$(H_{1/3})_{mean}$	0 (0)	0 (0)	0 (0)	0 (0)	0 (0)	0.01 (0.031)	—	—	—	—	—	—
	$(T_{1/3})_{mean}$	0 (0)	0 (0)	0 (0)	0 (0)	0 (0)	0.39 (2.054)	—	—	—	—	—	—
'82	$(H_{1/3})_{mean}$	—	—	—	—	—	—	—	—	—	—	1.76 (0.407)	0.64 (0.439)
	$(T_{1/3})_{mean}$	—	—	—	—	—	—	—	—	—	—	6.88 (0.754)	4.74 (0.728)
'83	$(H_{1/3})_{mean}$	0.63 (0.373)	0.71 (0.593)	0.67 (0.605)	0.62 (0.395)	0.44 (0.297)	0.62 (0.524)	1.18 (0.627)	—	—	—	0.77 (0.823)	0.81 (0.418)
	$(T_{1/3})_{mean}$	4.44 (0.839)	4.78 (0.969)	5.09 (1.035)	4.88 (0.782)	4.82 (0.994)	6.13 (1.396)	6.36 (1.098)	—	—	—	4.84 (0.866)	4.58 (0.648)
'84	$(H_{1/3})_{mean}$	0.69 (0.433)	0.68 (0.541)	0.59 (0.429)	0.45 (0.293)	0.31 (0.194)	0.57 (0.361)	0.58 (0.251)	0.76 (0.949)	0.59 (0.627)	0.40 (0.278)	0.42 (0.320)	0.61 (0.386)
	$(T_{1/3})_{mean}$	4.37 (0.592)	4.50 (0.784)	4.46 (0.848)	4.42 (0.867)	4.36 (0.862)	5.55 (1.060)	5.79 (1.035)	6.40 (1.770)	4.60 (1.343)	3.97 (0.533)	4.54 (1.090)	4.55 (0.758)
累月	$(H_{1/3})_{mean}$	0.23 (0.370)	0.24 (0.444)	0.20 (0.393)	0.17 (0.320)	0.11 (0.214)	0.20 (0.364)	0.22 (0.366)	0.26 (0.520)	0.17 (0.393)	0.09 (0.230)	0.11 (0.298)	0.30 (0.429)
	$(T_{1/3})_{mean}$	2.44 (3.294)	2.26 (3.130)	1.93 (2.997)	1.91 (2.994)	1.54 (2.609)	2.55 (3.502)	2.82 (3.886)	3.93 (4.340)	2.32 (3.736)	1.53 (3.214)	1.33 (2.649)	2.50 (2.974)

季別・年平均有義波

年	項目＼季・年	冬	春	夏	秋	年
'78	$(H_{1/3})_{mean}$	0.05 (0.127)	0.01 (0.064)	0.19 (0.374)	0.03 (0.213)	0.07 (0.237)
	$(T_{1/3})_{mean}$	1.20 (3.056)	0.38 (1.870)	2.81 (4.254)	0.51 (2.300)	1.22 (3.158)
'79	$(H_{1/3})_{mean}$	0.04 (0.135)	0.03 (0.135)	0.03 (0.105)	—	0.03 (0.132)
	$(T_{1/3})_{mean}$	0.81 (2.578)	0.53 (2.085)	0.88 (2.710)	—	0.78 (2.530)
'80	$(H_{1/3})_{mean}$	—	0 (0)	0.15 (0.342)	0.08 (0.221)	0.07 (0.231)
	$(T_{1/3})_{mean}$	—	0 (0)	2.38 (3.946)	2.36 (4.394)	1.47 (3.487)
'81	$(H_{1/3})_{mean}$	0.00 (0.016)	0 (0)	0.01 (0.031)	—	0.00 (0.013)
	$(T_{1/3})_{mean}$	0.10 (0.977)	0 (0)	0.39 (2.054)	—	0.06 (0.849)
'82	$(H_{1/3})_{mean}$	—	—	—	1.76 (0.407)	0.69 (0.494)
	$(T_{1/3})_{mean}$	—	—	—	6.88 (0.754)	4.84 (0.852)
'83	$(H_{1/3})_{mean}$	0.66 (0.480)	0.58 (0.462)	0.69 (0.567)	0.77 (0.823)	0.65 (0.494)
	$(T_{1/3})_{mean}$	4.66 (0.861)	4.93 (0.952)	6.15 (1.365)	4.84 (0.866)	4.97 (1.098)
'84	$(H_{1/3})_{mean}$	0.73 (0.469)	0.45 (0.339)	0.64 (0.612)	0.48 (0.464)	0.56 (0.487)
	$(T_{1/3})_{mean}$	4.48 (0.682)	4.41 (0.860)	5.92 (1.382)	4.40 (1.111)	4.82 (1.235)
累季・年	$(H_{1/3})_{mean}$	0.24 (0.410)	0.16 (0.321)	0.22 (0.417)	0.13 (0.319)	0.20 (0.376)
	$(T_{1/3})_{mean}$	2.30 (3.168)	1.80 (2.881)	3.04 (3.932)	1.75 (3.290)	2.26 (3.357)

付表－1.27a　　藍島　期間別最大有義波(1)

月別最大有義波

年	項目＼月	1	2	3	4	5	6	7	8	9	10	11	12
'70	$(H_{1/3})_{max}$												
	$(T_{1/3})_{max}$												
'71	$(H_{1/3})_{max}$												
	$(T_{1/3})_{max}$												
'72	$(H_{1/3})_{max}$												
	$(T_{1/3})_{max}$												
'73	$(H_{1/3})_{max}$												
	$(T_{1/3})_{max}$												
'74	$(H_{1/3})_{max}$												
	$(T_{1/3})_{max}$												
'75	$(H_{1/3})_{max}$				2.00	1.55	1.00	1.20	—	0.79	1.83	1.75	1.78
	$(T_{1/3})_{max}$				7.92	6.11	5.27	4.82	—	4.72	6.56	7.58	6.17
'76	$(H_{1/3})_{max}$	2.11	2.68	1.61	1.58	1.59	0.89	0.88	1.76	1.30	1.83	1.73	2.50
	$(T_{1/3})_{max}$	7.74	8.86	6.26	5.33	5.95	4.65	3.84	7.60	7.80	6.30	6.76	7.60
'77	$(H_{1/3})_{max}$	2.05	2.13	2.60	2.35	2.60	0.97	0.62	1.45	1.33	1.88	2.03	2.49
	$(T_{1/3})_{max}$	6.06	6.19	7.19	6.74	8.40	5.37	4.32	4.99	6.16	7.88	6.60	7.00

季別・年最大有義波

年	項目＼季・年	冬	春	夏	秋	年
'70	$(H_{1/3})_{max}$					
	$(T_{1/3})_{max}$					
'71	$(H_{1/3})_{max}$					
	$(T_{1/3})_{max}$					
'72	$(H_{1/3})_{max}$					
	$(T_{1/3})_{max}$					
'73	$(H_{1/3})_{max}$					
	$(T_{1/3})_{max}$					
'74	$(H_{1/3})_{max}$					
	$(T_{1/3})_{max}$					
'75	$(H_{1/3})_{max}$		2.00	1.20	1.83	2.00
	$(T_{1/3})_{max}$		7.92	4.82	6.56	7.92
'76	$(H_{1/3})_{max}$	2.68	1.61	1.76	1.83	2.68
	$(T_{1/3})_{max}$	8.86	6.26	7.60	6.30	8.86
'77	$(H_{1/3})_{max}$	2.50	2.60	1.45	2.03	2.60
	$(T_{1/3})_{max}$	7.60	7.19	4.99	6.60	7.19

付表－1.27a　　藍島　期間別最大有義波(2)

月別最大有義波

年	項目＼月	1	2	3	4	5	6	7	8	9	10	11	12
'78	$(H_{1/3})_{max}$	2.81	2.53	—	—	—	1.12	0.59	1.32	2.03	1.79	2.61	1.80
	$(T_{1/3})_{max}$	7.40	6.40	—	—	—	5.07	4.56	5.96	6.54	6.84	7.37	7.38
'79	$(H_{1/3})_{max}$	2.17	2.52	2.26	1.72	2.30	0.95	1.01	1.56	2.00	2.42	2.32	1.96
	$(T_{1/3})_{max}$	6.39	8.01	7.70	6.20	7.21	5.57	4.74	6.64	6.10	7.40	7.20	6.40
'80	$(H_{1/3})_{max}$	2.52	2.07	1.79	1.83	2.03	1.17	1.30	1.23	4.23	3.28	2.44	4.28
	$(T_{1/3})_{max}$	6.80	6.90	5.80	5.28	5.85	3.63	5.00	5.83	9.19	7.68	6.27	9.16
'81	$(H_{1/3})_{max}$	3.03	3.51	2.73	2.39	1.45	1.25	0.98	1.41	2.43	2.81	2.30	2.90
	$(T_{1/3})_{max}$	6.90	7.30	6.70	7.36	5.15	6.19	3.55	5.98	7.89	7.10	6.60	6.67
'82	$(H_{1/3})_{max}$	2.79	1.86	2.03	3.53	1.49	1.81	1.23	2.34	2.91	2.18	2.81	2.52
	$(T_{1/3})_{max}$	7.22	5.91	6.63	8.60	4.69	6.40	5.30	6.24	7.01	7.48	7.44	6.64
'83	$(H_{1/3})_{max}$	2.67	3.67	3.36	2.19	2.01	1.27	1.17	1.71	3.03	1.27	3.10	2.74
	$(T_{1/3})_{max}$	6.44	7.82	7.75	6.83	6.20	5.58	4.73	6.22	7.66	6.22	6.90	5.64
'84	$(H_{1/3})_{max}$	2.47	2.75	3.20	1.76	2.30	0.99	0.85	2.34	1.71	2.26	3.17	2.37
	$(T_{1/3})_{max}$	6.40	7.26	7.36	5.79	7.16	4.68	3.28	5.53	5.30	6.30	8.00	5.80
累月	$(H_{1/3})_{max}$	3.03	3.67	3.36	3.53	2.60	1.81	1.30	2.34	4.23	3.28	3.17	4.28
	$(T_{1/3})_{max}$	6.90	7.82	7.75	8.60	8.40	6.40	5.00	5.53	9.19	7.68	8.00	9.16

季別・年最大有義波

年	項目＼季・年	冬	春	夏	秋	年
'78	$(H_{1/3})_{max}$	2.81	—	1.32	2.61	2.81
	$(T_{1/3})_{max}$	7.40	—	5.96	7.37	7.40
'79	$(H_{1/3})_{max}$	2.52	2.30	1.56	2.42	2.52
	$(T_{1/3})_{max}$	8.01	7.21	6.64	7.40	8.01
'80	$(H_{1/3})_{max}$	2.52	2.03	1.30	4.23	4.28
	$(T_{1/3})_{max}$	6.80	5.85	5.00	9.19	9.16
'81	$(H_{1/3})_{max}$	4.28	2.73	1.41	2.81	3.51
	$(T_{1/3})_{max}$	9.16	6.70	5.98	7.10	7.30
'82	$(H_{1/3})_{max}$	2.90	3.53	2.34	2.91	3.53
	$(T_{1/3})_{max}$	6.67	8.60	6.24	7.01	8.60
'83	$(H_{1/3})_{max}$	3.67	3.36	1.71	3.10	3.67
	$(T_{1/3})_{max}$	7.82	7.75	6.22	6.90	7.82
'84	$(H_{1/3})_{max}$	2.75	3.20	2.34	3.17	3.20
	$(T_{1/3})_{max}$	7.26	7.36	5.53	8.00	7.36
累季・年	$(H_{1/3})_{max}$	4.28	3.53	2.34	4.23	4.28
	$(T_{1/3})_{max}$	9.16	8.60	5.53	9.19	9.16

付表－1.27b　　藍島　期間別平均有義波(1)

月別平均有義波

年	項目＼月	1	2	3	4	5	6	7	8	9	10	11	12
'70	$(H_{1/3})_{mean}$												
	$(T_{1/3})_{mean}$												
'71	$(H_{1/3})_{mean}$												
	$(T_{1/3})_{mean}$												
'72	$(H_{1/3})_{mean}$												
	$(T_{1/3})_{mean}$												
'73	$(H_{1/3})_{mean}$												
	$(T_{1/3})_{mean}$												
'74	$(H_{1/3})_{mean}$												
	$(T_{1/3})_{mean}$												
'75	$(H_{1/3})_{mean}$				0.56 (0.456)	0.43 (0.303)	0.35 (0.207)	0.37 (0.204)	—	0.36 (0.143)	0.50 (0.306)	0.55 (0.322)	0.83 (0.367)
	$(T_{1/3})_{mean}$				4.36 (1.679)	4.51 (1.262)	4.09 (1.207)	4.29 (1.164)	—	4.67 (0.834)	5.08 (1.227)	4.82 (1.685)	5.45 (0.992)
'76	$(H_{1/3})_{mean}$	0.91 (0.452)	0.60 (0.383)	0.55 (0.339)	0.38 (0.266)	0.39 (0.293)	0.31 (0.156)	0.30 (0.192)	0.36 (0.243)	0.39 (0.283)	0.47 (0.418)	0.70 (0.441)	0.79 (0.544)
	$(T_{1/3})_{mean}$	5.63 (1.039)	5.25 (1.415)	5.09 (1.094)	4.18 (0.910)	4.15 (1.087)	3.89 (0.826)	4.01 (0.928)	4.17 (1.278)	4.18 (2.267)	4.12 (2.223)	5.06 (1.821)	5.25 (1.154)
'77	$(H_{1/3})_{mean}$	0.85 (0.365)	0.85 (0.481)	0.65 (0.516)	0.57 (0.478)	0.39 (0.336)	0.36 (0.207)	0.24 (0.109)	0.51 (0.283)	0.42 (0.264)	0.40 (0.277)	0.74 (0.426)	0.60 (0.450)
	$(T_{1/3})_{mean}$	5.56 (0.940)	5.32 (0.994)	4.56 (1.239)	4.52 (1.329)	3.96 (1.160)	3.98 (0.906)	3.59 (0.700)	4.43 (0.823)	4.64 (1.165)	4.42 (1.187)	5.32 (1.131)	5.34 (1.302)

季別・年平均有義波

年	項目＼季・年	冬	春	夏	秋	年
'70	$(H_{1/3})_{mean}$					
	$(T_{1/3})_{mean}$					
'71	$(H_{1/3})_{mean}$					
	$(T_{1/3})_{mean}$					
'72	$(H_{1/3})_{mean}$					
	$(T_{1/3})_{mean}$					
'73	$(H_{1/3})_{mean}$					
	$(T_{1/3})_{mean}$					
'74	$(H_{1/3})_{mean}$					
	$(T_{1/3})_{mean}$					
'75	$(H_{1/3})_{mean}$		0.48 (0.381)	0.36 (0.206)	0.49 (0.296)	0.50 (0.343)
	$(T_{1/3})_{mean}$		4.45 (1.456)	4.18 (1.191)	4.90 (1.375)	4.68 (1.369)
'76	$(H_{1/3})_{mean}$	0.79 (0.423)	0.43 (0.306)	0.32 (0.203)	0.52 (0.411)	0.51 (0.403)
	$(T_{1/3})_{mean}$	5.45 (1.162)	4.41 (1.108)	4.02 (1.038)	4.45 (2.153)	4.56 (1.534)
'77	$(H_{1/3})_{mean}$	0.83 (0.471)	0.54 (0.464)	0.38 (0.244)	0.52 (0.365)	0.55 (0.414)
	$(T_{1/3})_{mean}$	5.38 (1.043)	4.35 (1.274)	4.04 (0.889)	4.79 (1.223)	4.64 (1.242)

付表－1.27b　　藍島　期間別平均有義波(2)

月別平均有義波

年	項目＼月	1	2	3	4	5	6	7	8	9	10	11	12
'78	$(H_{1/3})_{mean}$	1.10 (0.568)	1.96 (0.478)	—	—	—	0.28 (0.185)	0.23 (0.104)	0.30 (0.214)	0.42 (0.254)	0.50 (0.373)	0.57 (0.436)	0.65 (0.422)
	$(T_{1/3})_{mean}$	5.60 (1.065)	5.60 (0.748)	—	—	—	3.89 (0.784)	3.65 (0.683)	3.95 (0.987)	4.59 (0.870)	5.00 (1.191)	5.09 (1.187)	5.22 (1.250)
'79	$(H_{1/3})_{mean}$	0.75 (0.406)	0.88 (0.521)	0.62 (0.418)	0.56 (0.292)	0.52 (0.340)	0.28 (0.160)	0.31 (0.154)	0.36 (0.234)	0.45 (0.326)	0.54 (0.391)	0.66 (0.507)	0.60 (0.377)
	$(T_{1/3})_{mean}$	5.31 (1.159)	5.83 (1.237)	5.05 (1.388)	4.81 (1.172)	4.35 (1.093)	4.00 (0.911)	4.35 (0.995)	4.33 (1.086)	4.50 (0.955)	5.00 (1.189)	5.13 (1.198)	5.09 (1.223)
'80	$(H_{1/3})_{mean}$	0.96 (0.547)	1.02 (0.397)	0.60 (0.359)	0.62 (0.390)	0.46 (0.331)	0.41 (0.227)	0.41 (0.284)	0.51 (0.270)	0.56 (0.508)	0.66 (0.566)	0.69 (0.580)	1.33 (0.751)
	$(T_{1/3})_{mean}$	5.68 (1.297)	5.31 (0.656)	4.60 (0.876)	4.51 (1.200)	3.82 (0.764)	3.97 (0.776)	4.21 (0.950)	4.74 (1.090)	4.54 (1.296)	4.81 (1.326)	4.79 (1.315)	5.71 (1.024)
'81	$(H_{1/3})_{mean}$	1.09 (0.599)	0.98 (0.614)	0.77 (0.535)	0.52 (0.377)	0.45 (0.257)	0.34 (0.204)	0.32 (0.167)	0.41 (0.238)	0.54 (0.374)	0.67 (0.520)	0.79 (0.383)	0.93 (0.547)
	$(T_{1/3})_{mean}$	5.53 (1.009)	5.44 (1.218)	5.37 (1.313)	4.11 (1.034)	4.22 (1.188)	3.94 (0.784)	4.20 (0.914)	4.36 (1.025)	4.58 (1.210)	4.70 (1.189)	5.03 (0.988)	5.06 (1.231)
'82	$(H_{1/3})_{mean}$	1.06 (0.498)	0.66 (0.343)	0.63 (0.372)	0.63 (0.520)	0.37 (0.270)	0.44 (0.272)	0.35 (0.170)	0.47 (0.319)	0.63 (0.475)	0.54 (0.467)	0.72 (0.605)	0.90 (0.513)
	$(T_{1/3})_{mean}$	5.11 (1.094)	4.56 (1.130)	4.38 (1.240)	4.38 (1.543)	3.73 (1.052)	3.78 (0.901)	3.92 (1.436)	3.99 (1.014)	4.31 (1.269)	4.26 (1.532)	4.81 (1.463)	4.68 (1.004)
'83	$(H_{1/3})_{mean}$	0.96 (0.501)	1.04 (0.710)	0.80 (0.616)	0.60 (0.414)	0.46 (0.385)	0.43 (0.260)	0.44 (0.193)	0.53 (0.352)	0.50 (0.330)	0.54 (0.274)	0.88 (0.657)	1.13 (0.531)
	$(T_{1/3})_{mean}$	4.91 (1.073)	5.22 (1.137)	4.68 (1.431)	3.86 (1.123)	3.67 (1.161)	3.70 (0.887)	3.76 (0.771)	4.03 (1.183)	4.52 (1.287)	4.47 (1.170)	5.02 (1.083)	5.19 (0.953)
'84	$(H_{1/3})_{mean}$	1.08 (0.483)	0.96 (0.584)	0.77 (0.497)	0.52 (0.355)	0.42 (0.359)	0.30 (0.130)	0.31 (0.118)	0.37 (0.320)	0.43 (0.245)	0.68 (0.355)	0.67 (0.493)	1.02 (0.549)
	$(T_{1/3})_{mean}$	5.19 (0.892)	5.13 (0.947)	4.57 (1.047)	3.82 (1.263)	3.65 (1.137)	3.20 (0.549)	3.51 (0.592)	3.89 (1.623)	3.78 (0.913)	4.58 (0.953)	4.71 (1.557)	5.07 (1.130)
累月	$(H_{1/3})_{mean}$	0.97 (0.509)	0.87 (0.547)	0.68 (0.485)	0.55 (0.409)	0.43 (0.324)	0.35 (0.213)	0.33 (0.189)	0.42 (0.290)	0.48 (0.353)	0.55 (0.411)	0.69 (0.498)	0.88 (0.562)
	$(T_{1/3})_{mean}$	5.39 (1.101)	5.25 (1.174)	4.78 (1.279)	4.27 (1.299)	4.01 (1.159)	3.84 (0.909)	3.95 (0.989)	4.21 (1.173)	4.42 (1.297)	4.64 (1.396)	4.99 (1.386)	5.20 (1.159)

季別・年平均有義波

年	項目＼季・年	冬	春	夏	秋	年
'78	$(H_{1/3})_{mean}$	0.88 (0.578)	—	0.27 (0.174)	0.50 (0.368)	0.52 (0.452)
	$(T_{1/3})_{mean}$	5.48 (1.187)	—	3.81 (0.850)	4.90 (1.116)	4.68 (1.234)
'79	$(H_{1/3})_{mean}$	0.75 (0.458)	0.57 (0.357)	0.32 (0.190)	0.55 (0.424)	0.54 (0.398)
	$(T_{1/3})_{mean}$	5.43 (1.243)	4.75 (1.261)	4.23 (1.015)	4.88 (1.154)	4.81 (1.242)
'80	$(H_{1/3})_{mean}$	0.83 (0.490)	0.56 (0.369)	0.45 (0.270)	0.62 (0.550)	0.69 (0.546)
	$(T_{1/3})_{mean}$	5.37 (1.181)	4.29 (1.045)	4.34 (1.017)	4.69 (1.317)	4.75 (1.243)
'81	$(H_{1/3})_{mean}$	1.14 (0.679)	0.57 (0.423)	0.36 (0.209)	0.65 (0.448)	0.64 (0.493)
	$(T_{1/3})_{mean}$	5.57 (1.092)	4.54 (1.307)	4.17 (0.931)	4.74 (1.164)	4.68 (1.227)
'82	$(H_{1/3})_{mean}$	0.89 (0.502)	0.54 (0.417)	0.42 (0.266)	0.61 (0.504)	0.61 (0.458)
	$(T_{1/3})_{mean}$	4.92 (1.179)	4.16 (1.327)	3.90 (1.147)	4.39 (1.434)	4.30 (1.295)
'83	$(H_{1/3})_{mean}$	0.96 (0.581)	0.62 (0.503)	0.47 (0.280)	0.64 (0.483)	0.69 (0.521)
	$(T_{1/3})_{mean}$	4.93 (1.093)	4.07 (1.322)	3.83 (0.974)	4.67 (1.208)	4.41 (1.253)
'84	$(H_{1/3})_{mean}$	1.06 (0.538)	0.57 (0.436)	0.33 (0.213)	0.59 (0.395)	0.63 (0.483)
	$(T_{1/3})_{mean}$	5.17 (0.931)	4.02 (1.220)	3.54 (1.088)	4.36 (1.244)	4.26 (1.281)
累季・年	$(H_{1/3})_{mean}$	0.90 (0.541)	0.55 (0.419)	0.37 (0.237)	0.57 (0.432)	0.59 (0.463)
	$(T_{1/3})_{mean}$	5.29 (1.146)	4.32 (1.283)	4.00 (1.041)	4.68 (1.380)	4.56 (1.308)

付表－1.28a　　釧路港　期間別最大有義波(1)

月別最大有義波

年	項目＼月	1	2	3	4	5	6	7	8	9	10	11	12
'70	$(H_{1/3})_{max}$												
	$(T_{1/3})_{max}$												
'71	$(H_{1/3})_{max}$			3.05	2.63	2.77	1.58	1.44	3.60	4.77	3.43	2.92	3.66
	$(T_{1/3})_{max}$			6.60	5.20	5.90	6.30	6.10	13.30	14.10	10.80	10.40	9.10
'72	$(H_{1/3})_{max}$	4.44	5.12	—	—	—	—	2.99	2.56	—	—	3.91	2.88
	$(T_{1/3})_{max}$	14.10	9.90	—	—	—	—	11.60	10.60	—	—	8.90	8.70
'73	$(H_{1/3})_{max}$	2.50	3.00	2.20	2.90	2.70	1.60	2.10	1.90	3.00	2.20	3.50	2.90
	$(T_{1/3})_{max}$	10.80	10.90	6.70	7.90	9.90	8.60	6.50	6.40	14.00	8.80	11.90	6.50
'74	$(H_{1/3})_{max}$	—	—	—	—	—	—	—	—	—	—	—	—
	$(T_{1/3})_{max}$	—	—	—	—	—	—	—	—	—	—	—	—
'75	$(H_{1/3})_{max}$	—	—	—	—	—	—	—	—	—	—	—	—
	$(T_{1/3})_{max}$	—	—	—	—	—	—	—	—	—	—	—	—
'76	$(H_{1/3})_{max}$	—	—	—	—	—	1.28	1.63	1.43	3.63	—	—	3.14
	$(T_{1/3})_{max}$	—	—	—	—	—	7.40	7.50	11.50	7.70	—	—	9.80
'77	$(H_{1/3})_{max}$	1.21	2.16	3.76	2.80	1.80	3.03	—	—	—	—	—	—
	$(T_{1/3})_{max}$	6.20	7.80	9.10	7.40	10.00	8.20	—	—	—	—	—	—

季別・年最大有義波

年	項目＼季・年	冬	春	夏	秋	年
'70	$(H_{1/3})_{max}$					
	$(T_{1/3})_{max}$					
'71	$(H_{1/3})_{max}$		3.05	3.60	4.77	4.77
	$(T_{1/3})_{max}$		6.60	13.30	14.10	14.10
'72	$(H_{1/3})_{max}$	5.12	—	2.99	3.91	5.12
	$(T_{1/3})_{max}$	9.90	—	11.60	8.90	9.90
'73	$(H_{1/3})_{max}$	3.00	2.90	2.10	3.50	3.50
	$(T_{1/3})_{max}$	10.90	7.90	6.50	11.90	11.90
'74	$(H_{1/3})_{max}$	2.90	—	—	—	—
	$(T_{1/3})_{max}$	6.50	—	—	—	—
'75	$(H_{1/3})_{max}$	—	—	—	—	—
	$(T_{1/3})_{max}$	—	—	—	—	—
'76	$(H_{1/3})_{max}$	—	—	1.63	3.63	3.63
	$(T_{1/3})_{max}$	—	—	7.50	7.70	7.70
'77	$(H_{1/3})_{max}$	3.14	3.76	3.03	—	3.76
	$(T_{1/3})_{max}$	9.80	9.10	8.20	—	9.10

付表－1.28a　　釧路港　期間別最大有義波(2)

月別最大有義波

年	項目＼月	1	2	3	4	5	6	7	8	9	10	11	12
'78	$(H_{1/3})_{max}$	—	—	—	—	—	—	—	—	—	—	—	—
	$(T_{1/3})_{max}$	—	—	—	—	—	—	—	—	—	—	—	—
'79	$(H_{1/3})_{max}$	—	—	—	—	—	—	—	—	—	7.19	—	3.62
	$(T_{1/3})_{max}$	—	—	—	—	—	—	—	—	—	12.30	—	8.80
'80	$(H_{1/3})_{max}$	3.43	3.40	2.74	3.79	3.30	2.19	1.25	1.75	1.46	4.03	2.49	4.05
	$(T_{1/3})_{max}$	7.70	7.50	10.90	8.70	7.60	5.80	9.20	12.60	8.80	11.20	7.40	11.20
'81	$(H_{1/3})_{max}$	2.51	1.35	3.18	3.64	2.67	1.53	2.80	6.50	4.70	5.70	3.00	2.80
	$(T_{1/3})_{max}$	9.00	9.00	8.70	8.40	10.00	10.20	7.50	10.50	10.00	13.90	6.20	5.90
'82	$(H_{1/3})_{max}$	3.70	2.30	5.00	3.50	2.50	4.10	2.40	3.00	3.20	6.60	—	—
	$(T_{1/3})_{max}$	8.00	10.20	14.20	10.50	6.70	12.80	8.80	11.00	10.70	12.40	—	—
'83	$(H_{1/3})_{max}$	—	—	1.00	4.10	3.10	2.50	1.80	2.40	2.20	2.80	2.30	2.80
	$(T_{1/3})_{max}$	—	—	8.50	10.60	8.30	10.70	8.60	8.60	11.30	7.20	6.30	7.30
'84	$(H_{1/3})_{max}$	3.24	2.23	3.21	2.07	2.59	2.41	2.56	2.12	2.78	4.06	3.70	2.72
	$(T_{1/3})_{max}$	7.00	11.90	11.40	8.70	9.80	7.00	6.50	9.80	7.00	8.10	7.70	8.50
累月	$(H_{1/3})_{max}$	4.44	5.12	5.00	4.10	3.30	4.10	2.99	6.50	4.77	7.19	3.91	4.05
	$(T_{1/3})_{max}$	14.10	9.90	14.20	10.60	7.60	12.80	11.60	10.50	14.10	12.30	8.90	11.20

季別・年最大有義波

年	項目＼季・年	冬	春	夏	秋	年
'78	$(H_{1/3})_{max}$	—	—	—	—	—
	$(T_{1/3})_{max}$	—	—	—	—	—
'79	$(H_{1/3})_{max}$	—	—	—	7.19	7.19
	$(T_{1/3})_{max}$	—	—	—	12.30	12.30
'80	$(H_{1/3})_{max}$	3.62	3.79	2.19	4.03	4.05
	$(T_{1/3})_{max}$	8.80	8.70	5.80	11.20	11.20
'81	$(H_{1/3})_{max}$	4.05	3.64	6.50	5.70	6.50
	$(T_{1/3})_{max}$	11.20	8.40	10.50	13.90	10.50
'82	$(H_{1/3})_{max}$	3.70	5.00	4.10	6.60	6.60
	$(T_{1/3})_{max}$	8.00	14.20	12.80	12.40	12.40
'83	$(H_{1/3})_{max}$	—	4.10	2.50	2.80	4.10
	$(T_{1/3})_{max}$	—	10.60	10.70	7.20	10.60
'84	$(H_{1/3})_{max}$	3.24	3.21	2.56	4.06	4.06
	$(T_{1/3})_{max}$	7.00	11.40	6.50	8.10	8.10
累季・年	$(H_{1/3})_{max}$	5.12	5.00	6.50	7.19	7.19
	$(T_{1/3})_{max}$	9.90	14.20	10.50	12.30	12.30

付表－1.28b　　釧路港　期間別平均有義波(1)

月別平均有義波

年	項目＼月	1	2	3	4	5	6	7	8	9	10	11	12
'70	$(H_{1/3})_{mean}$												
	$(T_{1/3})_{mean}$												
'71	$(H_{1/3})_{mean}$			0.85 (0.566)	1.02 (0.571)	0.86 (0.348)	0.58 (0.293)	0.71 (0.205)	0.95 (0.470)	1.11 (0.684)	0.93 (0.533)	0.72 (0.387)	0.99 (0.531)
	$(T_{1/3})_{mean}$			5.22 (2.054)	5.49 (1.844)	6.61 (1.626)	5.72 (1.992)	6.71 (1.172)	7.58 (1.855)	7.89 (2.095)	6.31 (1.504)	5.89 (2.018)	5.71 (1.434)
'72	$(H_{1/3})_{mean}$	0.96 (0.799)	0.84 (0.820)	—	—	—	—	1.07 (0.536)	0.94 (0.369)	—	—	1.08 (0.694)	0.92 (0.544)
	$(T_{1/3})_{mean}$	7.80 (2.858)	6.51 (3.205)	—	—	—	—	7.95 (1.776)	6.83 (1.447)	—	—	6.47 (1.816)	5.90 (1.963)
'73	$(H_{1/3})_{mean}$	0.81 (0.471)	0.85 (0.609)	0.68 (0.338)	1.10 (0.523)	0.90 (0.526)	0.66 (0.216)	0.68 (0.311)	0.78 (0.259)	0.84 (0.445)	0.84 (0.367)	1.08 (0.727)	0.96 (0.512)
	$(T_{1/3})_{mean}$	7.98 (2.613)	6.33 (2.722)	7.21 (2.348)	6.71 (1.369)	6.29 (2.237)	7.30 (1.434)	7.52 (2.201)	7.13 (1.324)	7.50 (1.510)	7.74 (1.657)	6.94 (2.193)	6.24 (1.938)
'74	$(H_{1/3})_{mean}$	—	—	—	—	—	—	—	—	—	—	—	—
	$(T_{1/3})_{mean}$	—	—	—	—	—	—	—	—	—	—	—	—
'75	$(H_{1/3})_{mean}$	—	—	—	—	—	—	—	—	—	—	—	—
	$(T_{1/3})_{mean}$	—	—	—	—	—	—	—	—	—	—	—	—
'76	$(H_{1/3})_{mean}$	—	—	—	—		0.67 (0.191)	0.86 (0.264)	0.79 (0.268)	1.15 (0.640)	—	—	1.01 (0.799)
	$(T_{1/3})_{mean}$	—	—	—	—		7.76 (1.177)	7.77 (2.396)	7.26 (1.312)	8.30 (2.245)	—	—	6.08 (1.836)
'77	$(H_{1/3})_{mean}$	0.30 (0.240)	0.49 (0.413)	0.84 (0.664)	1.01 (0.604)	0.77 (0.394)	0.89 (0.640)	—	—	—	—	—	—
	$(T_{1/3})_{mean}$	5.70 (4.258)	6.12 (3.888)	7.18 (1.803)	6.91 (2.108)	6.72 (2.582)	7.44 (1.419)	—	—	—	—	—	—

季別・年平均有義波

年	項目＼季・年	冬	春	夏	秋	年
'70	$(H_{1/3})_{mean}$					
	$(T_{1/3})_{mean}$					
'71	$(H_{1/3})_{mean}$		0.93 (0.521)	0.76 (0.379)	0.92 (0.571)	0.88 (0.508)
	$(T_{1/3})_{mean}$		5.74 (1.935)	6.78 (1.836)	6.70 (2.074)	6.37 (1.970)
'72	$(H_{1/3})_{mean}$	0.94 (0.725)	—	1.00 (0.460)	1.08 (0.694)	0.98 (0.641)
	$(T_{1/3})_{mean}$	6.71 (2.722)	—	7.36 (1.706)	6.47 (1.816)	6.94 (2.328)
'73	$(H_{1/3})_{mean}$	0.86 (0.545)	0.89 (0.503)	0.71 (0.271)	0.92 (0.555)	0.85 (0.486)
	$(T_{1/3})_{mean}$	6.78 (2.627)	6.72 (2.067)	7.31 (1.708)	7.38 (1.855)	7.07 (2.093)
'74	$(H_{1/3})_{mean}$	0.96 (0.512)	—	—	—	—
	$(T_{1/3})_{mean}$	6.24 (1.938)	—	—	—	—
'75	$(H_{1/3})_{mean}$	—	—	—	—	—
	$(T_{1/3})_{mean}$	—	—	—	—	—
'76	$(H_{1/3})_{mean}$	—	—	0.78 (0.259)	1.15 (0.640)	0.89 (0.477)
	$(T_{1/3})_{mean}$	—	—	7.53 (1.691)	8.30 (2.245)	7.58 (1.939)
'77	$(H_{1/3})_{mean}$	0.54 (0.540)	0.87 (0.520)	0.89 (0.640)	—	0.77 (0.573)
	$(T_{1/3})_{mean}$	6.02 (3.686)	6.94 (2.200)	7.44 (1.419)	—	6.77 (2.734)

付表－1.28b　　釧路港　期間別平均有義波(2)

月別平均有義波

年	項目＼月	1	2	3	4	5	6	7	8	9	10	11	12
'78	$(H_{1/3})_{mean}$												
	$(T_{1/3})_{mean}$												
'79	$(H_{1/3})_{mean}$										4.15 (1.423)	—	0.84 (0.652)
	$(T_{1/3})_{mean}$										11.97 (2.506)	—	6.47 (2.114)
'80	$(H_{1/3})_{mean}$	0.98 (0.660)	0.76 (0.615)	0.84 (0.511)	1.14 (0.601)	1.13 (0.489)	0.78 (0.285)	0.62 (0.183)	0.87 (0.283)	1.34 (0.086)	1.11 (0.716)	1.03 (0.443)	1.10 (0.846)
	$(T_{1/3})_{mean}$	6.84 (2.249)	6.40 (2.632)	5.92 (2.257)	7.61 (1.734)	7.23 (1.454)	6.94 (1.317)	7.18 (1.307)	8.76 (2.017)	9.42 (0.483)	7.43 (2.506)	6.71 (1.789)	7.69 (2.784)
'81	$(H_{1/3})_{mean}$	0.54 (0.313)	0.71 (0.310)	0.93 (0.591)	1.04 (0.556)	0.98 (0.485)	0.82 (0.226)	0.98 (0.362)	1.42 (0.870)	1.05 (0.504)	1.41 (0.971)	1.02 (0.547)	0.97 (0.470)
	$(T_{1/3})_{mean}$	6.99 (2.015)	6.97 (2.139)	7.55 (2.405)	7.44 (1.780)	7.64 (1.615)	7.44 (1.013)	7.18 (1.306)	8.80 (2.089)	7.50 (1.590)	7.62 (2.021)	6.01 (1.570)	6.79 (2.042)
'82	$(H_{1/3})_{mean}$	1.15 (0.652)	0.62 (0.379)	1.08 (0.697)	1.04 (0.443)	1.12 (0.464)	0.99 (0.468)	0.93 (0.343)	1.11 (0.579)	1.17 (0.558)	1.21 (0.928)	—	—
	$(T_{1/3})_{mean}$	7.92 (1.898)	7.98 (2.537)	7.38 (2.336)	7.64 (1.714)	7.14 (1.389)	7.63 (1.548)	7.75 (1.870)	8.50 (2.064)	8.16 (2.062)	8.33 (2.476)	—	—
'83	$(H_{1/3})_{mean}$	—	—	0.55 (0.151)	1.48 (0.725)	1.07 (0.491)	0.91 (0.394)	0.81 (0.250)	0.94 (0.424)	0.83 (0.327)	1.06 (0.486)	0.98 (0.456)	0.93 (0.555)
	$(T_{1/3})_{mean}$	—	—	8.20 (1.020)	7.47 (1.368)	6.71 (1.334)	7.97 (1.329)	7.57 (1.250)	7.68 (1.597)	7.42 (1.620)	6.38 (1.267)	7.72 (2.172)	7.28 (2.182)
'84	$(H_{1/3})_{mean}$	0.78 (0.466)	0.69 (0.382)	0.87 (0.529)	0.88 (0.357)	0.87 (0.445)	0.97 (0.375)	0.84 (0.315)	0.90 (0.377)	0.86 (0.420)	1.29 (0.732)	1.03 (0.567)	0.89 (0.483)
	$(T_{1/3})_{mean}$	7.74 (1.839)	7.67 (2.912)	7.91 (2.669)	8.32 (1.846)	7.83 (1.242)	6.97 (0.678)	7.73 (1.306)	8.60 (2.031)	7.14 (1.476)	7.79 (1.979)	6.36 (1.584)	7.28 (2.246)
累月	$(H_{1/3})_{mean}$	0.82 (0.602)	0.71 (0.551)	0.86 (0.573)	1.09 (0.582)	0.97 (0.479)	0.82 (0.384)	0.83 (0.353)	0.96 (0.495)	1.00 (0.538)	1.14 (0.770)	0.99 (0.572)	0.96 (0.593)
	$(T_{1/3})_{mean}$	7.40 (2.514)	6.87 (3.030)	7.00 (2.414)	7.21 (1.909)	7.05 (1.815)	7.25 (1.472)	7.47 (1.672)	7.88 (1.908)	7.68 (1.848)	7.36 (2.100)	6.58 (1.979)	6.68 (2.216)

季別・年平均有義波

年	項目＼季・年	冬	春	夏	秋	年
'78	$(H_{1/3})_{mean}$					
	$(T_{1/3})_{mean}$					
'79	$(H_{1/3})_{mean}$				4.15 (1.423)	1.05 (1.091)
	$(T_{1/3})_{mean}$				11.97 (2.506)	6.82 (2.532)
'80	$(H_{1/3})_{mean}$	0.87 (0.650)	1.04 (0.552)	0.75 (0.274)	1.07 (0.604)	0.94 (0.575)
	$(T_{1/3})_{mean}$	6.59 (2.378)	6.92 (1.978)	7.59 (1.757)	7.12 (2.232)	7.15 (2.178)
'81	$(H_{1/3})_{mean}$	0.79 (0.644)	0.99 (0.538)	1.05 (0.590)	1.16 (0.730)	1.00 (0.611)
	$(T_{1/3})_{mean}$	7.27 (2.397)	7.55 (1.865)	7.75 (1.650)	7.05 (1.888)	7.32 (1.892)
'82	$(H_{1/3})_{mean}$	0.89 (0.538)	1.08 (0.548)	1.01 (0.479)	1.19 (0.743)	1.04 (0.584)
	$(T_{1/3})_{mean}$	7.49 (2.273)	7.39 (1.864)	7.96 (1.883)	8.23 (2.254)	7.83 (2.048)
'83	$(H_{1/3})_{mean}$	—	1.20 (0.657)	0.89 (0.368)	0.96 (0.440)	0.99 (0.510)
	$(T_{1/3})_{mean}$	—	7.21 (1.409)	7.74 (1.412)	7.16 (1.814)	7.37 (1.663)
'84	$(H_{1/3})_{mean}$	0.80 (0.484)	0.88 (0.450)	0.90 (0.361)	1.07 (0.614)	0.91 (0.489)
	$(T_{1/3})_{mean}$	7.57 (2.342)	8.02 (2.020)	7.77 (1.596)	7.11 (1.795)	7.62 (1.990)
累季・年	$(H_{1/3})_{mean}$	0.84 (0.599)	0.98 (0.546)	0.87 (0.422)	1.04 (0.640)	0.93 (0.556)
	$(T_{1/3})_{max}$	6.94 (2.603)	7.09 (2.039)	7.55 (1.724)	7.21 (2.032)	7.22 (2.104)

付表－1.29a　　苫小牧港　期間別最大有義波(1)

月別最大有義波

年	項目＼月	1	2	3	4	5	6	7	8	9	10	11	12
'70	$(H_{1/3})_{max}$	3.90	3.30	4.20	2.20	2.90	1.60	1.40	3.00	5.40	1.90	3.10	2.70
	$(T_{1/3})_{max}$	11.90	10.00	9.50	10.80	10.50	9.10	6.50	8.00	9.50	5.90	7.10	8.00
'71	$(H_{1/3})_{max}$	2.00	3.80	2.30	2.10	2.80	2.70	1.80	2.10	2.80	3.40	1.50	3.00
	$(T_{1/3})_{max}$	8.10	7.90	6.30	8.80	5.70	5.70	4.70	5.10	12.30	6.80	4.60	5.90
'72	$(H_{1/3})_{max}$	3.10	6.10	2.00	3.00	2.00	2.10	2.40	1.70	3.90	4.20	3.90	3.00
	$(T_{1/3})_{max}$	15.00	15.50	10.20	11.20	6.20	6.20	13.90	8.20	10.00	8.30	7.70	8.20
'73	$(H_{1/3})_{max}$	2.60	2.30	2.50	2.90	2.50	1.60	1.40	1.80	2.40	3.80	2.90	3.00
	$(T_{1/3})_{max}$	6.00	5.50	5.40	8.10	6.40	7.60	7.50	4.50	6.40	9.50	6.10	5.90
'74	$(H_{1/3})_{max}$	2.00	1.50	2.20	5.50	2.20	2.60	1.60	3.80	3.10	3.20	1.80	2.10
	$(T_{1/3})_{max}$	5.20	5.40	5.80	8.40	5.80	6.10	9.10	10.20	9.10	7.10	6.40	7.00
'75	$(H_{1/3})_{max}$	1.60	2.20	4.10	3.10	2.40	1.70	2.20	1.90	2.70	4.40	2.80	2.10
	$(T_{1/3})_{max}$	5.00	5.90	11.10	6.60	10.40	5.40	5.20	9.80	6.40	8.60	6.20	5.30
'76	$(H_{1/3})_{max}$	1.80	1.90	1.90	2.10	1.80	2.50	1.50	1.80	3.00	2.60	3.20	3.60
	$(T_{1/3})_{max}$	4.80	8.40	6.20	5.50	5.30	9.80	9.10	5.20	7.00	6.00	6.80	8.80
'77	$(H_{1/3})_{max}$	2.60	3.00	2.80	2.50	2.40	3.30	2.10	1.70	1.60	1.90	3.00	1.90
	$(T_{1/3})_{max}$	5.90	6.40	12.90	6.20	7.00	7.20	5.80	9.00	4.70	4.70	7.40	10.90

季別・年最大有義波

年	項目＼季・年	冬	春	夏	秋	年
'70	$(H_{1/3})_{max}$	3.90	4.20	3.00	5.40	5.40
	$(T_{1/3})_{max}$	11.90	9.50	8.00	9.50	9.50
'71	$(H_{1/3})_{max}$	3.80	2.80	2.70	3.40	3.80
	$(T_{1/3})_{max}$	7.90	5.70	5.70	6.80	7.90
'72	$(H_{1/3})_{max}$	6.10	3.00	2.40	4.20	6.10
	$(T_{1/3})_{max}$	15.50	11.20	13.90	8.30	15.50
'73	$(H_{1/3})_{max}$	3.00	2.90	1.80	3.80	3.80
	$(T_{1/3})_{max}$	8.20	8.10	4.50	9.50	9.50
'74	$(H_{1/3})_{max}$	3.00	5.50	3.80	3.20	5.50
	$(T_{1/3})_{max}$	5.90	8.40	10.20	7.10	8.40
'75	$(H_{1/3})_{max}$	2.20	4.10	2.20	4.40	4.40
	$(T_{1/3})_{max}$	5.90	11.10	5.20	8.60	8.60
'76	$(H_{1/3})_{max}$	2.10	2.10	2.50	3.20	3.60
	$(T_{1/3})_{max}$	5.30	5.50	9.80	6.80	8.80
'77	$(H_{1/3})_{max}$	3.60	2.80	3.30	3.00	3.30
	$(T_{1/3})_{max}$	8.80	12.90	7.20	7.40	7.20

付表－1.29a　苫小牧港　期間別最大有義波(2)

月別最大有義波

年	項目＼月	1	2	3	4	5	6	7	8	9	10	11	12
'78	$(H_{1/3})_{max}$	2.50	2.20	2.20	3.00	2.60	1.40	1.80	2.90	2.10	2.80	2.00	3.20
	$(T_{1/3})_{max}$	5.80	5.90	5.40	11.70	6.00	5.70	6.80	13.90	5.40	6.60	5.20	6.90
'79	$(H_{1/3})_{max}$	2.40	2.80	2.20	3.00	2.10	1.70	1.70	1.90	2.00	3.50	2.70	3.30
	$(T_{1/3})_{max}$	6.00	5.70	5.40	9.70	8.60	4.80	5.10	5.70	5.90	12.40	6.00	7.60
'80	$(H_{1/3})_{max}$	3.10	2.70	2.30	1.90	2.50	1.70	1.80	2.50	2.50	2.80	2.70	3.90
	$(T_{1/3})_{max}$	6.40	6.10	11.40	6.10	7.20	5.10	5.10	6.50	6.20	10.50	6.60	7.50
'81	$(H_{1/3})_{max}$	2.10	1.80	3.00	2.10	2.80	1.70	1.80	3.80	2.70	3.50	2.70	2.50
	$(T_{1/3})_{max}$	6.10	6.00	7.30	11.60	6.40	5.10	6.20	8.30	6.20	7.70	6.20	6.10
'82	$(H_{1/3})_{max}$	3.80	1.50	2.70	3.13	2.58	2.38	2.97	3.43	2.06	5.64	3.65	2.56
	$(T_{1/3})_{max}$	7.10	5.10	6.20	6.91	9.37	13.28	6.66	7.06	9.29	10.10	7.53	12.87
'83	$(H_{1/3})_{max}$	2.76	3.37	2.29	4.71	3.87	3.37	3.35	2.98	3.95	3.63	2.25	2.46
	$(T_{1/3})_{max}$	6.70	13.30	6.54	8.27	8.12	7.10	7.75	6.92	7.76	7.59	6.04	5.83
'84	$(H_{1/3})_{max}$	2.21	2.49	3.43	2.37	2.80	2.20	3.00	2.50	4.66	3.13	2.74	1.60
	$(T_{1/3})_{max}$	5.63	6.52	7.24	8.47	9.46	5.73	6.78	7.12	8.24	7.48	6.86	5.70
累月	$(H_{1/3})_{max}$	3.90	6.10	4.20	5.50	3.87	3.37	3.35	3.80	5.40	5.64	3.90	3.90
	$(T_{1/3})_{max}$	11.90	15.50	9.50	8.40	8.12	7.10	7.75	10.20	9.50	10.10	7.70	7.50

季別・年最大有義波

年	項目＼季・年	冬	春	夏	秋	年
'78	$(H_{1/3})_{max}$	2.50	3.00	2.90	2.80	3.20
	$(T_{1/3})_{max}$	5.80	11.70	13.90	6.60	6.90
'79	$(H_{1/3})_{max}$	3.20	3.00	1.90	3.50	3.50
	$(T_{1/3})_{max}$	6.90	9.70	5.70	12.40	12.40
'80	$(H_{1/3})_{max}$	3.30	2.50	2.50	2.80	3.90
	$(T_{1/3})_{max}$	7.60	7.20	6.50	10.50	7.50
'81	$(H_{1/3})_{max}$	3.90	3.00	3.80	3.50	3.80
	$(T_{1/3})_{max}$	7.50	7.30	8.30	7.70	8.30
'82	$(H_{1/3})_{max}$	3.80	3.13	3.43	5.64	5.64
	$(T_{1/3})_{max}$	7.10	6.91	7.06	10.10	10.10
'83	$(H_{1/3})_{max}$	3.37	4.71	3.37	3.95	4.71
	$(T_{1/3})_{max}$	13.30	8.27	7.10	7.76	8.27
'84	$(H_{1/3})_{max}$	2.49	3.43	3.00	4.66	4.66
	$(T_{1/3})_{max}$	6.52	7.24	6.78	8.24	8.24
累季・年	$(H_{1/3})_{max}$	6.10	5.50	3.80	5.64	6.10
	$(T_{1/3})_{max}$	15.50	8.40	10.20	10.10	15.50

付表－1.29b　　苫小牧港　期間別平均有義波(1)

月別平均有義波

年	項目＼月	1	2	3	4	5	6	7	8	9	10	11	12
'70	$(H_{1/3})_{mean}$	0.60 (0.643)	0.73 (0.634)	0.73 (0.691)	0.75 (0.399)	0.96 (0.540)	0.51 (0.265)	0.71 (0.219)	0.75 (0.377)	1.05 (0.885)	0.75 (0.368)	0.82 (0.517)	0.64 (0.437)
	$(T_{1/3})_{mean}$	5.13 (3.580)	4.73 (2.708)	5.34 (3.006)	6.95 (2.707)	7.53 (1.814)	5.68 (2.637)	6.97 (1.557)	7.48 (1.334)	7.52 (2.284)	7.25 (2.516)	6.93 (3.215)	4.77 (2.317)
'71	$(H_{1/3})_{mean}$	0.61 (0.319)	0.89 (0.722)	0.75 (0.447)	0.76 (0.373)	0.86 (0.441)	0.59 (0.373)	0.72 (0.334)	0.91 (0.332)	1.15 (0.552)	0.86 (0.536)	0.52 (0.303)	0.73 (0.442)
	$(T_{1/3})_{mean}$	6.97 (3.476)	6.10 (3.417)	5.88 (2.746)	4.56 (1.812)	5.10 (1.459)	5.32 (1.692)	5.44 (1.779)	6.39 (1.928)	6.23 (2.454)	4.82 (1.774)	4.63 (2.742)	3.94 (1.193)
'72	$(H_{1/3})_{mean}$	0.82 (0.665)	1.14 (1.177)	0.52 (0.393)	0.91 (0.413)	0.67 (0.366)	0.79 (0.373)	0.70 (0.364)	0.67 (0.248)	0.96 (0.754)	0.94 (0.661)	0.90 (0.745)	0.68 (0.463)
	$(T_{1/3})_{mean}$	5.64 (3.588)	5.66 (3.407)	4.39 (2.861)	5.74 (1.812)	5.71 (1.883)	6.57 (1.749)	5.99 (2.292)	5.62 (1.814)	5.38 (2.275)	5.58 (2.480)	4.87 (2.108)	4.89 (2.628)
'73	$(H_{1/3})_{mean}$	0.63 (0.446)	0.64 (0.495)	0.54 (0.464)	0.79 (0.503)	0.61 (0.446)	0.48 (0.211)	0.54 (0.250)	0.58 (0.235)	0.88 (0.516)	0.75 (0.559)	0.73 (0.509)	0.70 (0.420)
	$(T_{1/3})_{mean}$	5.12 (3.024)	3.98 (2.387)	3.67 (1.990)	4.85 (1.580)	4.47 (2.275)	5.02 (1.809)	4.72 (1.571)	5.12 (1.579)	5.58 (2.214)	6.14 (2.244)	4.84 (1.959)	3.72 (1.226)
'74	$(H_{1/3})_{mean}$	0.32 (0.346)	0.52 (0.380)	0.63 (0.427)	1.03 (0.717)	0.84 (0.365)	0.93 (0.439)	0.72 (0.325)	0.89 (0.528)	0.87 (0.618)	0.78 (0.635)	0.59 (0.365)	0.44 (0.348)
	$(T_{1/3})_{mean}$	2.74 (2.651)	3.65 (2.560)	4.24 (2.196)	5.63 (1.837)	6.22 (1.486)	5.85 (1.290)	6.08 (2.055)	6.73 (2.546)	4.86 (2.237)	4.77 (2.405)	3.85 (1.824)	2.98 (1.704)
'75	$(H_{1/3})_{mean}$	0.53 (0.338)	0.61 (0.416)	0.82 (0.726)	0.73 (0.446)	0.65 (0.379)	0.72 (0.291)	0.64 (0.268)	0.67 (0.254)	0.76 (0.449)	0.73 (0.656)	0.84 (0.564)	0.37 (0.352)
	$(T_{1/3})_{mean}$	3.87 (2.235)	4.76 (2.481)	5.72 (2.583)	5.30 (1.932)	5.14 (1.778)	5.48 (1.506)	5.29 (1.282)	5.90 (1.734)	6.23 (2.256)	5.35 (2.540)	6.00 (2.178)	3.21 (2.428)
'76	$(H_{1/3})_{mean}$	0.56 (0.297)	0.55 (0.370)	0.62 (0.419)	0.68 (0.419)	0.80 (0.323)	0.78 (0.346)	0.67 (0.235)	0.58 (0.239)	0.93 (0.456)	0.71 (0.474)	0.75 (0.560)	0.65 (0.637)
	$(T_{1/3})_{mean}$	3.39 (1.261)	4.50 (2.247)	4.21 (2.483)	4.99 (2.048)	5.78 (2.103)	5.76 (1.500)	5.80 (1.710)	5.20 (1.659)	6.50 (2.406)	4.09 (1.565)	3.67 (1.471)	3.29 (2.021)
'77	$(H_{1/3})_{mean}$	0.52 (0.429)	0.59 (0.457)	0.76 (0.532)	0.94 (0.533)	0.75 (0.439)	0.95 (0.468)	0.76 (0.392)	0.86 (0.278)	0.69 (0.274)	0.72 (0.437)	0.89 (0.639)	0.57 (0.331)
	$(T_{1/3})_{mean}$	3.08 (1.909)	3.98 (2.311)	4.50 (2.028)	4.94 (1.937)	5.70 (2.131)	5.91 (1.954)	5.48 (1.292)	6.20 (1.498)	5.80 (2.119)	5.70 (2.521)	6.13 (2.767)	4.52 (2.490)

季別・年平均有義波

年	項目＼季・年	冬	春	夏	秋	年
'70	$(H_{1/3})_{mean}$	0.66 (0.643)	0.82 (0.564)	0.66 (0.306)	0.87 (0.630)	0.75 (0.546)
	$(T_{1/3})_{mean}$	4.95 (3.229)	6.66 (2.691)	6.72 (2.048)	7.23 (2.721)	6.39 (2.767)
'71	$(H_{1/3})_{mean}$	0.70 (0.523)	0.79 (0.424)	0.74 (0.370)	0.85 (0.546)	0.78 (0.471)
	$(T_{1/3})_{mean}$	5.87 (3.200)	5.14 (2.098)	5.71 (1.864)	5.25 (2.448)	5.40 (2.402)
'72	$(H_{1/3})_{mean}$	0.89 (0.830)	0.70 (0.423)	0.72 (0.335)	0.93 (0.720)	0.81 (0.622)
	$(T_{1/3})_{mean}$	5.06 (3.032)	5.27 (2.335)	6.05 (2.001)	5.29 (2.317)	5.50 (2.539)
'73	$(H_{1/3})_{mean}$	0.65 (0.468)	0.65 (0.483)	0.53 (0.237)	0.79 (0.533)	0.66 (0.451)
	$(T_{1/3})_{mean}$	4.68 (2.744)	4.35 (2.029)	4.95 (1.664)	5.54 (2.211)	4.79 (2.154)
'74	$(H_{1/3})_{mean}$	0.52 (0.415)	0.83 (0.550)	0.85 (0.448)	0.75 (0.566)	0.72 (0.518)
	$(T_{1/3})_{mean}$	3.37 (2.276)	5.38 (2.034)	6.23 (2.070)	4.50 (2.219)	4.84 (2.455)
'75	$(H_{1/3})_{mean}$	0.52 (0.372)	0.73 (0.543)	0.68 (0.273)	0.78 (0.568)	0.67 (0.467)
	$(T_{1/3})_{mean}$	3.83 (2.265)	5.39 (2.140)	5.56 (1.543)	5.85 (2.362)	5.21 (2.258)
'76	$(H_{1/3})_{mean}$	0.50 (0.349)	0.71 (0.396)	0.68 (0.290)	0.80 (0.506)	0.69 (0.426)
	$(T_{1/3})_{mean}$	3.70 (2.086)	5.01 (2.307)	5.59 (1.650)	4.79 (2.255)	4.79 (2.164)
'77	$(H_{1/3})_{mean}$	0.59 (0.536)	0.81 (0.508)	0.86 (0.392)	0.77 (0.483)	0.76 (0.461)
	$(T_{1/3})_{mean}$	3.43 (2.110)	5.07 (2.097)	5.87 (1.624)	5.90 (2.470)	5.23 (2.260)

付表－1.29b　　苫小牧港　期間別平均有義波(2)

月別平均有義波

年	項目 ＼ 月	1	2	3	4	5	6	7	8	9	10	11	12
'78	$(H_{1/3})_{mean}$	0.49 (0.408)	0.43 (0.333)	0.43 (0.400)	0.83 (0.478)	0.81 (0.343)	0.60 (0.240)	0.66 (0.246)	0.62 (0.576)	0.54 (0.381)	0.69 (0.485)	0.57 (0.393)	0.78 (0.560)
	$(T_{1/3})_{mean}$	4.17 (2.428)	3.69 (2.225)	4.08 (3.279)	5.69 (2.329)	6.30 (1.418)	6.01 (1.226)	6.28 (1.697)	6.04 (3.508)	4.63 (1.334)	5.78 (2.495)	4.78 (3.058)	4.62 (1.300)
'79	$(H_{1/3})_{mean}$	0.64 (0.428)	0.87 (0.576)	0.62 (0.439)	0.77 (0.523)	0.69 (0.409)	0.55 (0.301)	0.56 (0.232)	0.70 (0.354)	0.53 (0.361)	0.83 (0.543)	0.72 (0.513)	0.51 (0.517)
	$(T_{1/3})_{mean}$	4.05 (1.995)	5.10 (2.350)	5.01 (2.716)	5.82 (2.189)	6.43 (2.364)	5.25 (2.098)	6.01 (1.543)	6.33 (1.576)	4.79 (2.460)	5.96 (2.814)	5.29 (2.625)	3.70 (2.356)
'80	$(H_{1/3})_{mean}$	0.66 (0.563)	0.51 (0.491)	0.62 (0.426)	0.76 (0.391)	0.81 (0.365)	0.57 (0.242)	0.55 (0.238)	0.94 (0.482)	0.72 (0.487)	0.82 (0.584)	0.61 (0.476)	0.75 (0.701)
	$(T_{1/3})_{mean}$	3.88 (1.906)	3.45 (2.364)	4.09 (2.352)	5.78 (2.219)	5.99 (1.319)	4.82 (1.226)	5.20 (1.045)	6.79 (2.229)	5.07 (2.233)	6.14 (3.102)	3.97 (2.061)	4.75 (2.659)
'81	$(H_{1/3})_{mean}$	0.48 (0.328)	0.60 (0.335)	0.73 (0.596)	0.66 (0.422)	0.74 (0.453)	0.64 (0.274)	0.66 (0.291)	0.87 (0.464)	0.69 (0.408)	0.98 (0.783)	0.68 (0.486)	0.58 (0.423)
	$(T_{1/3})_{mean}$	3.49 (1.836)	4.49 (1.788)	4.90 (2.802)	4.96 (2.433)	5.26 (2.031)	5.32 (1.212)	6.53 (1.303)	6.86 (1.981)	6.02 (2.257)	5.65 (2.319)	3.68 (1.614)	3.81 (2.081)
'82	$(H_{1/3})_{mean}$	0.76 (0.614)	0.32 (0.286)	0.71 (0.471)	0.82 (0.511)	0.76 (0.374)	0.76 (0.348)	0.86 (0.468)	0.97 (0.589)	0.88 (0.372)	1.03 (0.914)	0.66 (0.645)	0.69 (0.454)
	$(T_{1/3})_{mean}$	4.37 (2.157)	2.76 (2.356)	5.02 (2.407)	6.79 (1.550)	6.66 (1.420)	7.30 (1.477)	6.97 (1.229)	7.17 (1.433)	7.39 (1.910)	8.50 (2.181)	6.18 (1.733)	6.26 (2.171)
'83	$(H_{1/3})_{mean}$	0.57 (0.416)	0.62 (0.540)	0.63 (0.475)	1.23 (0.730)	0.77 (0.492)	1.02 (0.497)	0.88 (0.541)	0.86 (0.531)	0.96 (0.669)	0.64 (0.485)	0.68 (0.478)	0.53 (0.354)
	$(T_{1/3})_{mean}$	4.97 (1.372)	5.50 (1.851)	7.00 (1.953)	7.22 (1.462)	6.25 (1.360)	6.88 (1.369)	6.80 (1.214)	6.99 (1.306)	6.98 (1.537)	5.58 (1.423)	6.68 (2.295)	5.17 (1.352)
'84	$(H_{1/3})_{mean}$	0.55 (0.342)	0.61 (0.474)	0.65 (0.576)	0.77 (0.483)	0.82 (0.441)	0.85 (0.346)	0.77 (0.404)	0.76 (0.436)	0.80 (0.609)	0.92 (0.624)	0.51 (0.286)	0.51 (0.253)
	$(T_{1/3})_{mean}$	5.35 (1.584)	6.04 (2.189)	6.06 (1.856)	7.54 (1.636)	7.45 (1.277)	6.50 (0.857)	6.53 (1.204)	6.81 (1.496)	6.75 (1.470)	7.40 (2.268)	498 (1.209)	5.93 (2.054)
累月	$(H_{1/3})_{mean}$	0.58 (0.470)	0.64 (0.593)	0.65 (0.518)	0.83 (0.521)	0.77 (0.424)	0.72 (0.382)	0.70 (0.350)	0.78 (0.429)	0.84 (0.569)	0.81 (0.616)	0.70 (0.527)	0.61 (0.472)
	$(T_{1/3})_{mean}$	4.42 (2.636)	4.57 (2.654)	4.96 (2.654)	5.79 (2.183)	6.00 (1.950)	5.86 (1.744)	6.01 (1.686)	6.37 (1.967)	6.04 (2.315)	5.93 (2.585)	5.11 (2.476)	4.40 (2.273)

季別・年平均有義波

年	項目 ＼ 季・年	冬	春	夏	秋	年
'78	$(H_{1/3})_{mean}$	0.50 (0.364)	0.72 (0.445)	0.63 (0.336)	0.62 (0.438)	0.63 (0.427)
	$(T_{1/3})_{mean}$	4.15 (2.416)	5.48 (2.530)	6.13 (2.049)	5.19 (2.648)	5.24 (2.457)
'79	$(H_{1/3})_{mean}$	0.76 (0.529)	0.69 (0.463)	0.61 (0.310)	0.70 (0.499)	0.67 (0.459)
	$(T_{1/3})_{mean}$	4.57 (2.020)	5.75 (2.504)	5.87 (1.813)	5.38 (2.689)	5.32 (2.438)
'80	$(H_{1/3})_{mean}$	0.56 (0.529)	0.73 (0.403)	0.69 (0.385)	0.73 (0.529)	0.70 (0.486)
	$(T_{1/3})_{mean}$	3.68 (2.224)	5.29 (2.183)	5.61 (1.806)	5.16 (2.686)	5.03 (2.355)
'81	$(H_{1/3})_{mean}$	0.61 (0.510)	0.71 (0.499)	0.72 (0.369)	0.78 (0.600)	0.69 (0.479)
	$(T_{1/3})_{mean}$	4.24 (2.228)	5.04 (2.448)	6.24 (1.676)	5.12 (2.327)	5.10 (2.281)
'82	$(H_{1/3})_{mean}$	0.57 (0.502)	0.76 (0.457)	0.87 (0.487)	0.86 (0.701)	0.78 (0.558)
	$(T_{1/3})_{mean}$	3.70 (2.286)	6.18 (1.999)	7.15 (1.390)	7.37 (2.171)	6.35 (2.350)
'83	$(H_{1/3})_{mean}$	0.62 (0.473)	0.87 (0.629)	0.92 (0.528)	0.76 (0.569)	0.78 (0.563)
	$(T_{1/3})_{mean}$	5.58 (1.903)	6.82 (1.666)	6.89 (1.299)	6.40 (1.890)	6.33 (1.749)
'84	$(H_{1/3})_{mean}$	0.56 (0.393)	0.75 (0.508)	0.80 (0.398)	0.75 (0.559)	0.71 (0.474)
	$(T_{1/3})_{mean}$	5.50 (1.765)	7.01 (1.745)	6.61 (1.216)	6.39 (1.998)	6.45 (1.819)
累季・年	$(H_{1/3})_{mean}$	0.61 (0.517)	0.75 (0.494)	0.73 (0.389)	0.78 (0.576)	0.72 (0.501)
	$(T_{1/3})_{mean}$	4.42 (2.521)	5.60 (2.317)	6.08 (1.814)	5.70 (2.498)	5.47 (2.377)

付表－1.30a　　瀬棚港　期間別最大有義波

月別最大有義波

年	項目＼月	1	2	3	4	5	6	7	8	9	10	11	12
'78	$(H_{1/3})_{max}$												
	$(T_{1/3})_{max}$												
'79	$(H_{1/3})_{max}$												
	$(T_{1/3})_{max}$												
'80	$(H_{1/3})_{max}$	4.61	4.83	5.21	2.27	2.62	1.89	0.91	0.70	2.52	6.70	5.19	5.51
	$(T_{1/3})_{max}$	8.70	9.30	9.70	6.40	6.50	5.90	4.50	3.70	7.10	9.80	9.30	9.40
'81	$(H_{1/3})_{max}$	3.85	4.50	4.40	—	3.22	1.17	—	—	2.87	6.95	4.24	4.90
	$(T_{1/3})_{max}$	7.40	8.90	8.90	—	7.30	5.00	—	—	7.00	10.90	8.50	8.60
'82	$(H_{1/3})_{max}$	5.20	3.62	3.26	2.69	2.06	1.53	0.80	—	—	—	6.09	5.21
	$(T_{1/3})_{max}$	8.70	8.10	8.00	7.90	6.50	6.30	7.30	—	—	—	10.10	10.30
'83	$(H_{1/3})_{max}$	5.71	4.22	3.15	3.90	2.33	1.37	0.98	1.57	2.06	5.14	5.23	6.77
	$(T_{1/3})_{max}$	9.66	8.26	8.43	7.84	6.54	5.28	5.22	6.20	5.97	9.05	9.82	10.11
'84	$(H_{1/3})_{max}$	5.08	3.69	4.12	1.67	1.84	1.82	1.10	2.73	3.15	5.74	5.50	4.24
	$(T_{1/3})_{max}$	8.93	8.02	8.46	5.83	5.63	6.52	5.39	9.31	6.99	8.55	9.99	8.43
累月	$(H_{1/3})_{max}$	5.71	4.83	5.21	3.90	3.22	1.89	1.10	2.73	3.15	6.95	6.09	6.77
	$(T_{1/3})_{max}$	9.66	9.30	9.70	7.84	7.30	5.90	5.39	9.31	6.99	10.90	10.10	10.11

季別・年最大有義波

年	項目＼季・年	冬	春	夏	秋	年
'78	$(H_{1/3})_{max}$					
	$(T_{1/3})_{max}$					
'79	$(H_{1/3})_{max}$					
	$(T_{1/3})_{max}$					
'80	$(H_{1/3})_{max}$	4.83	5.21	1.89	6.70	6.70
	$(T_{1/3})_{max}$	9.30	9.70	5.90	9.80	9.80
'81	$(H_{1/3})_{max}$	5.51	4.40	1.17	6.95	6.95
	$(T_{1/3})_{max}$	9.40	8.90	5.00	10.90	10.90
'82	$(H_{1/3})_{max}$	5.20	3.26	1.53	6.09	6.09
	$(T_{1/3})_{max}$	8.70	8.00	6.30	10.10	10.10
'83	$(H_{1/3})_{max}$	5.71	3.90	1.57	5.23	6.77
	$(T_{1/3})_{max}$	9.66	7.84	6.20	9.82	10.11
'84	$(H_{1/3})_{max}$	6.77	4.12	2.73	5.74	5.74
	$(T_{1/3})_{max}$	10.11	8.46	9.31	8.55	8.55
累季・年	$(H_{1/3})_{max}$	6.77	5.21	2.73	6.95	6.95
	$(T_{1/3})_{max}$	10.11	9.70	9.31	10.90	10.90

付表－1.30b　　瀬棚港　期間別平均有義波

月別平均有義波

年	項目 ＼ 月	1	2	3	4	5	6	7	8	9	10	11	12
'78	$(H_{1/3})_{mean}$												
	$(T_{1/3})_{mean}$												
'79	$(H_{1/3})_{mean}$												
	$(T_{1/3})_{mean}$												
'80	$(H_{1/3})_{mean}$	1.77 (0.970)	1.92 (0.981)	1.60 (0.975)	0.81 (0.548)	0.64 (0.465)	0.47 (0.383)	0.16 (0.223)	0.15 (0.179)	0.67 (0.511)	1.22 (1.089)	1.60 (1.191)	1.64 (1.084)
	$(T_{1/3})_{mean}$	6.50 (1.091)	6.37 (1.140)	5.88 (1.338)	4.70 (1.990)	4.86 (1.745)	3.69 (2.131)	1.90 (2.518)	2.05 (2.543)	4.49 (2.021)	5.74 (1.962)	5.69 (2.078)	6.55 (1.496)
'81	$(H_{1/3})_{mean}$	1.79 (0.686)	1.36 (0.824)	1.45 (0.972)	—	0.62 (0.517)	0.25 (0.283)	—	—	0.83 (0.697)	1.58 (1.401)	2.03 (0.737)	1.78 (0.933)
	$(T_{1/3})_{mean}$	6.46 (1.095)	5.90 (1.310)	5.67 (1.872)	—	4.39 (2.062)	2.23 (2.360)	—	—	4.70 (1.964)	6.10 (1.665)	6.43 (0914)	6.34 (1.143)
'82	$(H_{1/3})_{mean}$	1.81 (0.971)	1.46 (0.790)	1.35 (0.817)	0.76 (0.555)	0.65 (0.461)	0.44 (0.340)	0.32 (0.262)	—	—	—	1.43 (1.031)	1.86 (1.004)
	$(T_{1/3})_{mean}$	6.44 (1.015)	5.56 (1.402)	5.48 (1.791)	4.81 (1.727)	4.31 (2.028)	3.51 (2.242)	3.06 (2.427)	—	—	—	5.93 (1.364)	6.36 (1.120)
'83	$(H_{1/3})_{mean}$	2.18 (1.047)	1.66 (0.891)	1.04 (0.588)	1.11 (0.721)	0.88 (0.443)	0.40 (0.248)	0.41 (0.179)	0.47 (0.287)	0.54 (0.416)	1.84 (0.998)	1.49 (1.039)	1.88 (1.243)
	$(T_{1/3})_{mean}$	6.57 (1.138)	6.24 (1.231)	5.20 (0.961)	5.32 (1.565)	5.29 (1.038)	3.96 (0.909)	4.45 (1.181)	4.64 (1.095)	4.82 (0.998)	6.35 (1.116)	5.99 (1.401)	6.58 (1.282)
'84	$(H_{1/3})_{mean}$	1.81 (0.966)	1.73 (0.943)	1.34 (0.861)	0.49 (0.275)	0.33 (0.244)	0.41 (0.312)	0.30 (0.186)	0.57 (0.431)	0.72 (0.574)	1.47 (1.005)	1.89 (1.045)	1.78 (0.981)
	$(T_{1/3})_{mean}$	6.49 (1.095)	6.13 (1.083)	5.83 (1.126)	4.32 (1.038)	3.93 (0.758)	4.04 (1.048)	4.10 (1.054)	4.77 (1.110)	4.88 (0.940)	5.94 (1.206)	6.26 (1.180)	6.17 (1.200)
累月	$(H_{1/3})_{mean}$	1.87 (0.950)	1.63 (0.911)	1.35 (0.870)	0.79 (0.591)	0.62 (0.465)	0.40 (0.326)	0.30 (0.227)	0.40 (0.365)	0.68 (0.558)	1.53 (1.157)	1.69 (1.046)	1.79 (1.058)
	$(T_{1/3})_{mean}$	6.49 (1.089)	6.04 (1.269)	5.61 (1.464)	4.79 (1.657)	4.57 (1.638)	3.56 (1.910)	3.43 (2.109)	3.82 (2.128)	4.74 (1.511)	6.03 (1.541)	6.06 (1.465)	6.40 (1.264)

季別・年平均有義波

年	項目 ＼ 季・年	冬	春	夏	秋	年
'78	$(H_{1/3})_{mean}$					
	$(T_{1/3})_{mean}$					
'79	$(H_{1/3})_{mean}$					
	$(T_{1/3})_{mean}$					
'80	$(H_{1/3})_{mean}$	1.84 (0.978)	1.02 (0.818)	0.26 (0.311)	1.19 (1.066)	1.06 (1.013)
	$(T_{1/3})_{mean}$	6.44 (1.117)	5.16 (1.787)	2.54 (2.538)	5.36 (2.095)	4.87 (2.454)
'81	$(H_{1/3})_{mean}$	1.60 (0.901)	1.12 (0.916)	0.25 (0.283)	1.55 (1.132)	1.39 (1.022)
	$(T_{1/3})_{mean}$	6.32 (1.342)	5.16 (2.048)	2.23 (2.360)	5.85 (1.685)	5.54 (2.021)
'82	$(H_{1/3})_{mean}$	1.69 (0.919)	0.92 (0.702)	0.40 (0.323)	1.43 (1.031)	1.17 (0.934)
	$(T_{1/3})_{mean}$	6.13 (1.251)	4.87 (1.916)	3.37 (2.311)	5.93 (1.364)	5.18 (1.994)
'83	$(H_{1/3})_{mean}$	1.91 (1.008)	1.01 (0.601)	0.43 (0.244)	1.30 (1.026)	1.16 (0.975)
	$(T_{1/3})_{mean}$	6.39 (1.170)	5.27 (1.215)	4.35 (1.106)	5.73 (1.350)	5.45 (1.447)
'84	$(H_{1/3})_{mean}$	1.81 (1.064)	0.72 (0.701)	0.43 (0.344)	1.36 (1.023)	1.07 (0.960)
	$(T_{1/3})_{mean}$	6.41 (1.174)	4.69 (1.284)	4.31 (1.122)	5.70 (1.260)	5.24 (1.434)
累季・年	$(H_{1/3})_{mean}$	1.77 (0.982)	0.94 (0.744)	0.37 (0.314)	1.35 (1.066)	1.15 (0.987)
	$(T_{1/3})_{mean}$	6.33 (1.225)	5.01 (1.648)	3.59 (2.040)	5.68 (1.614)	5.24 (1.906)

付表－1.31a　　留萌港　期間別最大有義波(1)

月別最大有義波

年	項目＼月	1	2	3	4	5	6	7	8	9	10	11	12
'70	$(H_{1/3})_{max}$	3.10	3.67	3.05	1.00	2.25	—	1.10	3.94	2.20	3.33	4.33	5.87
	$(T_{1/3})_{max}$	8.80	7.40	6.40	5.90	5.90	—	6.10	7.70	5.50	7.10	8.30	10.10
'71	$(H_{1/3})_{max}$	4.32	3.11	2.93	2.63	2.24	1.64	1.27	3.99	2.61	4.49	4.38	4.32
	$(T_{1/3})_{max}$	7.80	6.70	6.50	6.30	5.60	4.70	3.70	7.90	6.30	7.60	8.40	7.50
'72	$(H_{1/3})_{max}$	3.17	4.93	2.52	1.74	2.69	1.56	1.69	1.90	2.15	4.27	4.65	4.99
	$(T_{1/3})_{max}$	6.50	9.10	5.50	6.20	5.60	6.70	4.50	5.10	5.20	8.10	7.80	8.90
'73	$(H_{1/3})_{max}$	3.70	5.90	5.50	3.50	0	0	1.30	1.90	2.00	5.80	6.30	6.60
	$(T_{1/3})_{max}$	8.70	11.60	12.40	8.00	0	0	6.20	7.80	6.70	10.20	9.90	12.00
'74	$(H_{1/3})_{max}$	4.00	4.30	5.60	4.80	1.50	1.50	1.50	1.90	2.80	5.60	6.50	5.50
	$(T_{1/3})_{max}$	8.20	7.90	11.50	10.50	5.00	5.20	5.60	5.80	8.90	10.00	11.30	9.90
'75	$(H_{1/3})_{max}$	4.30	4.30	1.90	0	1.00	1.30	1.60	2.10	2.90	3.20	4.30	4.20
	$(T_{1/3})_{max}$	8.80	8.60	5.90	0	5.50	5.00	5.50	8.00	7.20	7.50	9.20	9.60
'76	$(H_{1/3})_{max}$	3.10	3.50	5.00	2.60	2.20	2.10	1.20	1.80	2.90	5.70	5.70	5.80
	$(T_{1/3})_{max}$	7.60	7.10	8.10	8.20	7.90	6.90	4.90	6.50	13.20	11.50	10.10	13.60
'77	$(H_{1/3})_{max}$	3.80	3.20	4.20	4.80	2.10	2.10	1.60	1.50	3.30	3.60	1.50	3.90
	$(T_{1/3})_{max}$	8.10	8.70	10.10	12.00	6.50	8.30	6.50	5.00	9.20	9.80	5.80	9.10

季別・年最大有義波

年	項目＼季・年	冬	春	夏	秋	年
'70	$(H_{1/3})_{max}$	3.67	3.05	3.94	4.33	5.87
	$(T_{1/3})_{max}$	7.40	6.40	7.70	8.30	10.10
'71	$(H_{1/3})_{max}$	5.87	2.93	3.99	4.49	4.49
	$(T_{1/3})_{max}$	10.10	6.50	7.90	7.60	7.60
'72	$(H_{1/3})_{max}$	4.93	2.69	1.90	4.65	4.99
	$(T_{1/3})_{max}$	9.10	5.60	5.10	7.80	8.90
'73	$(H_{1/3})_{max}$	5.90	5.50	1.90	6.30	6.60
	$(T_{1/3})_{max}$	11.60	12.40	7.80	9.90	12.00
'74	$(H_{1/3})_{max}$	6.60	5.60	1.90	6.50	6.50
	$(T_{1/3})_{max}$	12.00	11.50	5.80	11.30	11.30
'75	$(H_{1/3})_{max}$	5.50	1.90	2.10	4.30	4.30
	$(T_{1/3})_{max}$	9.90	5.90	8.00	9.20	8.80
'76	$(H_{1/3})_{max}$	4.20	5.00	2.10	5.70	5.80
	$(T_{1/3})_{max}$	9.60	8.10	6.90	11.50	13.60
'77	$(H_{1/3})_{max}$	5.80	4.80	2.10	3.60	4.80
	$(T_{1/3})_{max}$	13.60	12.00	8.30	9.80	12.00

付表－1.31a　　留萌港　期間別最大有義波(2)

月別最大有義波

年	項目＼月	1	2	3	4	5	6	7	8	9	10	11	12
'78	$(H_{1/3})_{max}$	2.70	2.20	2.60	2.60	1.90	2.30	1.60	2.40	2.70	3.20	5.60	6.30
	$(T_{1/3})_{max}$	7.90	7.10	7.50	6.30	5.60	6.80	5.80	6.30	7.20	8.40	12.40	12.60
'79	$(H_{1/3})_{max}$	5.40	5.30	4.00	4.10	2.10	2.00	1.70	4.00	2.90	4.20	5.90	7.20
	$(T_{1/3})_{max}$	12.70	10.00	9.40	9.00	6.00	6.40	5.70	10.40	7.00	8.60	10.20	10.40
'80	$(H_{1/3})_{max}$	6.70	6.50	6.30	2.20	2.60	1.70	1.00	1.10	5.00	5.30	5.00	4.70
	$(T_{1/3})_{max}$	9.80	10.70	10.10	7.20	6.70	5.30	4.50	4.80	9.00	9.10	9.40	10.10
'81	$(H_{1/3})_{max}$	3.40	3.60	4.00	3.70	3.17	2.49	1.07	2.31	4.43	5.95	4.68	4.81
	$(T_{1/3})_{max}$	8.10	7.60	7.90	8.10	7.26	6.10	4.83	8.21	9.00	10.61	8.80	8.94
'82	$(H_{1/3})_{max}$	5.34	3.50	4.30	3.11	2.51	2.82	1.20	1.59	4.27	6.07	7.33	4.65
	$(T_{1/3})_{max}$	9.16	7.76	7.39	7.21	6.39	7.19	5.94	5.78	8.93	9.85	10.52	8.20
'83	$(H_{1/3})_{max}$	5.88	4.64	2.68	5.04	2.76	1.28	0.97	1.40	2.28	5.36	6.16	5.93
	$(T_{1/3})_{max}$	9.60	8.30	7.04	9.04	7.15	5.32	4.93	5.85	7.10	9.90	10.54	9.63
'84	$(H_{1/3})_{max}$	5.67	3.95	3.59	2.36	1.46	1.57	1.09	1.84	3.32	6.69	4.95	4.52
	$(T_{1/3})_{max}$	10.48	8.03	7.96	6.00	5.96	5.70	5.29	6.09	7.27	10.08	9.80	8.60
累月	$(H_{1/3})_{max}$	6.70	6.50	6.30	5.04	3.17	2.82	1.70	4.00	5.00	6.69	7.33	7.20
	$(T_{1/3})_{max}$	9.80	10.70	10.10	9.04	7.26	7.19	5.70	10.40	9.00	10.08	10.52	10.40

季別・年最大有義波

年	項目＼季・年	冬	春	夏	秋	年
'78	$(H_{1/3})_{max}$	3.90	2.60	2.40	5.60	6.30
	$(T_{1/3})_{max}$	9.10	7.50	6.30	12.40	12.60
'79	$(H_{1/3})_{max}$	6.30	4.10	4.00	5.90	7.20
	$(T_{1/3})_{max}$	12.60	9.00	10.40	10.20	10.40
'80	$(H_{1/3})_{max}$	7.20	6.30	1.70	5.30	6.70
	$(T_{1/3})_{max}$	10.40	10.10	5.30	9.10	9.80
'81	$(H_{1/3})_{max}$	4.70	4.00	2.49	5.95	5.95
	$(T_{1/3})_{max}$	10.10	7.90	6.10	10.61	10.61
'82	$(H_{1/3})_{max}$	5.34	4.30	2.82	7.33	7.33
	$(T_{1/3})_{max}$	9.16	7.39	7.19	10.52	10.52
'83	$(H_{1/3})_{max}$	5.88	5.04	1.40	6.16	6.16
	$(T_{1/3})_{max}$	9.60	9.04	5.85	10.54	10.54
'84	$(H_{1/3})_{max}$	5.93	3.59	1.84	6.69	6.69
	$(T_{1/3})_{max}$	9.63	7.96	6.09	10.08	10.08
累季・年	$(H_{1/3})_{max}$	7.20	6.30	4.00	7.33	7.33
	$(T_{1/3})_{max}$	10.40	10.10	10.40	10.52	10.52

付表－1.31b　　留萌港　期間別平均有義波(1)

月別平均有義波

年	項目＼月	1	2	3	4	5	6	7	8	9	10	11	12
'70	$(H_{1/3})_{mean}$	1.28 (0.561)	0.99 (0.580)	0.70 (0.531)	0.29 (0.301)	0.38 (0.393)	—	0.35 (0.318)	0.36 (0.533)	0.67 (0.488)	0.97 (0.617)	1.40 (0.963)	1.75 (0.829)
	$(T_{1/3})_{mean}$	6.49 (1.823)	5.12 (1.378)	4.79 (2.409)	3.03 (2.964)	2.78 (2.553)	—	2.60 (2.160)	2.26 (2.264)	3.65 (2.018)	4.37 (1.672)	4.79 (1.840)	5.20 (0.944)
'71	$(H_{1/3})_{mean}$	1.09 (0.677)	0.88 (0.699)	1.31 (0.648)	0.86 (0.494)	0.60 (0.525)	0.34 (0.334)	0.35 (0.338)	0.33 (0.466)	0.47 (0.513)	1.13 (0.959)	1.47 (0.830)	1.97 (0.790)
	$(T_{1/3})_{mean}$	4.69 (1.483)	4.33 (2.100)	4.91 (1.093)	4.05 (1.637)	3.74 (2.339)	2.90 (2.555)	3.06 (2.774)	2.43 (2.586)	2.81 (2.586)	4.43 (1.993)	4.88 (1.024)	5.21 (0.966)
'72	$(H_{1/3})_{mean}$	1.18 (0.708)	1.08 (0.957)	0.82 (0.514)	0.62 (0.443)	0.74 (0.513)	0.52 (0.368)	0.40 (0.425)	0.84 (0.453)	0.54 (0.633)	1.31 (0.919)	1.34 (0.915)	1.59 (1.129)
	$(T_{1/3})_{mean}$	4.53 (1.593)	4.47 (2.064)	4.41 (1.989)	3.82 (2.337)	3.78 (1.912)	3.55 (2.373)	2.60 (2.755)	3.95 (1.904)	2.78 (3.064)	4.51 (1.648)	4.66 (1.912)	5.19 (1.561)
'73	$(H_{1/3})_{mean}$	0.88 (0.739)	1.31 (0.825)	0.74 (0.681)	0.91 (0.691)	0 (0)	0 (0)	0.26 (0.323)	0.43 (0.413)	0.34 (0.471)	1.10 (0.884)	1.82 (1.037)	2.32 (1.199)
	$(T_{1/3})_{mean}$	5.47 (2.386)	6.79 (1.652)	5.38 (2.900)	5.12 (2.657)	0 (0)	0 (0)	2.23 (2.445)	3.21 (2.609)	2.36 (3.004)	5.08 (2.117)	6.57 (1.432)	7.14 (1.617)
'74	$(H_{1/3})_{mean}$	1.58 (0.747)	1.36 (0.818)	0.92 (1.015)	0.86 (0.902)	0.41 (0.376)	0.19 (0.292)	0.26 (0.365)	0.36 (0.417)	0.57 (0.543)	1.22 (1.003)	1.91 (1.181)	1.60 (0.927)
	$(T_{1/3})_{mean}$	6.61 (1.344)	6.05 (1.576)	4.58 (2.755)	4.66 (2.777)	3.14 (2.467)	1.70 (2.407)	2.07 (2.545)	2.59 (2.628)	3.82 (2.913)	5.53 (2.564)	6.68 (1.738)	5.85 (1.733)
'75	$(H_{1/3})_{mean}$	1.53 (0.791)	1.44 (0.858)	0.61 (0.384)	0 (0)	0.30 (0.340)	0.21 (0.296)	0.27 (0.324)	0.43 (0.450)	0.66 (0.632)	0.83 (0.738)	1.01 (1.020)	1.27 (0.704)
	$(T_{1/3})_{mean}$	6.05 (1.277)	5.50 (2.008)	4.68 (2.411)	0 (0)	2.25 (2.323)	1.76 (2.329)	2.40 (2.475)	3.14 (2.788)	3.83 (2.594)	4.29 (2.722)	4.41 (3.080)	5.77 (1.470)
'76	$(H_{1/3})_{mean}$	1.57 (0.566)	1.12 (0.635)	1.15 (1.019)	0.82 (0.519)	0.61 (0.488)	0.29 (0.389)	0.34 (0.348)	0.41 (0.451)	0.41 (0.471)	1.27 (1.209)	1.65 (0.955)	1.34 (0.970)
	$(T_{1/3})_{mean}$	6.16 (0.952)	5.62 (1.678)	4.81 (2.4 24)	4.79 (2.289)	4.02 (2.708)	2.18 (2.530)	2.66 (2.558)	2.82 (2.647)	3.22 (3.033)	4.84 (3.062)	5.79 (2.009)	5.75 (2.541)
'77	$(H_{1/3})_{mean}$	1.31 (0.757)	1.19 (0.643)	1.10 (0.882)	0.97 (0.904)	0.51 (0.410)	0.27 (0.371)	0.29 (0.372)	0.18 (0.332)	0.78 (0.720)	0.98 (0.793)	0.72 (0.427)	1.52 (0.747)
	$(T_{1/3})_{mean}$	5.93 (1.329)	5.76 (2.048)	5.08 (2.593)	4.63 (2.867)	3.91 (2.650)	2.09 (2.483)	2.09 (2.460)	1.16 (1.960)	3.93 (2.658)	4.63 (2.320)	4.61 (2.407)	6.26 (1.524)

季別・年平均有義波

年	項目＼季・年	冬	春	夏	秋	年
'70	$(H_{1/3})_{mean}$	1.12 (0.590)	0.53 (0.490)	0.36 (0.445)	0.99 (0.741)	0.89 (0.774)
	$(T_{1/3})_{mean}$	5.74 (1.734)	3.81 (2.720)	2.42 (2.222)	4.26 (1.879)	4.14 (2.315)
'71	$(H_{1/3})_{mean}$	1.34 (0.834)	0.90 (0.623)	0.34 (0.388)	1.03 (0.891)	0.90 (0.813)
	$(T_{1/3})_{mean}$	4.85 (1.454)	4.18 (1.869)	2.78 (2.653)	4.04 (2.165)	3.93 (2.235)
'72	$(H_{1/3})_{mean}$	1.46 (0.910)	0.74 (0.499)	0.58 (0.454)	1.18 (0.924)	0.93 (0.786)
	$(T_{1/3})_{mean}$	4.77 (1.586)	4.03 (2.101)	3.33 (2.459)	4.25 (2.175)	4.09 (2.184)
'73	$(H_{1/3})_{mean}$	1.19 (0.904)	0.56 (0.686)	0.21 (0.344)	1.09 (1.024)	0.86 (0.994)
	$(T_{1/3})_{mean}$	5.96 (2.086)	3.58 (3.366)	1.70 (2.428)	4.70 (2.843)	4.14 (3.216)
'74	$(H_{1/3})_{mean}$	1.77 (1.044)	0.72 (0.837)	0.27 (0.370)	1.23 (1.092)	0.92 (0.956)
	$(T_{1/3})_{mean}$	6.62 (1.591)	4.11 (2.757)	2.12 (2.556)	5.34 (2.721)	4.41 (2.896)
'75	$(H_{1/3})_{mean}$	1.53 (0.855)	0.47 (0.399)	0.30 (0.374)	0.83 (0.826)	0.80 (0.807)
	$(T_{1/3})_{mean}$	5.86 (1.631)	3.61 (2.692)	2.43 (2.599)	4.18 (2.818)	4.04 (2.777)
'76	$(H_{1/3})_{mean}$	1.33 (0.665)	0.86 (0.755)	0.34 (0.397)	1.12 (1.066)	0.92 (0.872)
	$(T_{1/3})_{mean}$	5.86 (1.411)	4.54 (2.509)	2.53 (2.588)	4.63 (2.941)	4.41 (2.766)
'77	$(H_{1/3})_{mean}$	1.28 (0.805)	0.86 (0.805)	0.25 (0.363)	0.84 (0.705)	0.80 (0.770)
	$(T_{1/3})_{mean}$	5.82 (2.024)	4.54 (2.748)	1.80 (2.364)	4.35 (2.498)	4.10 (2.807)

付表－1.31b　　留萌港　期間別平均有義波(2)

月別平均有義波

年	項目＼月	1	2	3	4	5	6	7	8	9	10	11	12
'78	$(H_{1/3})_{mean}$	1.32 (0.653)	1.05 (0.671)	0.88 (0.676)	0.84 (0.568)	0.60 (0.386)	0.58 (0.512)	0.25 (0.336)	0.64 (0.516)	0.77 (0.617)	1.20 (0.748)	1.30 (1.034)	1.66 (1.037)
	$(T_{1/3})_{mean}$	5.52 (1.849)	4.84 (2.444)	4.41 (2.595)	5.17 (2.015)	4.28 (1.842)	4.04 (2.533)	2.10 (2.303)	3.99 (2.221)	4.01 (2.533)	5.59 (1.411)	5.49 (2.035)	6.38 (1.289)
'79	$(H_{1/3})_{mean}$	1.88 (0.946)	1.47 (1.067)	1.02 (0.675)	0.76 (0.717)	0.58 (0.439)	0.54 (0.397)	0.32 (0.334)	0.62 (0.687)	0.63 (0.589)	1.06 (0.863)	1.62 (1.210)	1.49 (1.055)
	$(T_{1/3})_{mean}$	6.55 (1.102)	5.75 (2.048)	5.10 (1.787)	4.48 (2.378)	3.87 (2.126)	3.89 (2.230)	2.60 (2.266)	3.64 (2.674)	3.59 (2.492)	4.86 (2.366)	5.86 (1.732)	5.69 (1.830)
'80	$(H_{1/3})_{mean}$	1.67 (1.001)	1.60 (0.985)	1.65 (0.988)	0.72 (0.556)	0.60 (0.495)	0.38 (0.414)	0.12 (0.228)	0.10 (0.204)	0.87 (0.895)	1.08 (0.920)	1.70 (1.195)	1.47 (0.932)
	$(T_{1/3})_{mean}$	6.19 (1.392)	6.12 (1.094)	6.06 (1.141)	4.07 (2.563)	4.01 (2.479)	2.84 (2.568)	1.20 (2.096)	0.95 (1.795)	4.34 (2.491)	5.08 (2.501)	5.72 (2.209)	6.29 (1.498)
'81	$(H_{1/3})_{mean}$	1.24 (0.655)	1.03 (0.750)	1.24 (0.894)	0.96 (0.617)	0.83 (0.603)	0.33 (0.307)	0.44 (0.193)	0.64 (0.410)	1.09 (0.809)	1.68 (1.180)	2.19 (0.765)	1.88 (1.016)
	$(T_{1/3})_{mean}$	5.90 (1.358)	5.01 (2.274)	5.26 (2.276)	4.94 (1.755)	4.97 (1.158)	3.93 (0.861)	4.40 (0.813)	4.82 (1.098)	5.36 (1.088)	6.26 (1.449)	6.59 (0.938)	6.39 (1.167)
'82	$(H_{1/3})_{mean}$	1.75 (0.980)	1.19 (0.620)	1.37 (0.772)	0.96 (0.685)	0.64 (0.434)	0.57 (0.410)	0.38 (0.258)	0.41 (0.274)	0.85 (0.829)	1.21 (0.924)	1.60 (1.065)	1.90 (0.947)
	$(T_{1/3})_{mean}$	6.25 (1.009)	5.65 (0.893)	5.89 (1.176)	5.42 (1.166)	4.89 (0.884)	4.56 (0.906)	4.42 (0.836)	4.57 (1.130)	5.11 (1.331)	5.74 (1.266)	5.92 (1.196)	6.08 (1.072)
'83	$(H_{1/3})_{mean}$	1.95 (1.104)	1.42 (0.859)	0.90 (0.493)	1.06 (0.710)	0.97 (0.458)	0.35 (0.217)	0.28 (0.151)	0.43 (0.307)	0.55 (0.469)	1.90 (0.973)	1.39 (1.008)	1.70 (1.071)
	$(T_{1/3})_{mean}$	6.22 (1.108)	5.84 (1.052)	5.24 (0.886)	5.55 (1.356)	5.61 (1.057)	3.85 (0.636)	4.04 (0.689)	4.43 (0.866)	4.52 (0.882)	6.30 (1.168)	5.79 (1.356)	6.18 (1.125)
'84	$(H_{1/3})_{mean}$	1.52 (1.012)	1.46 (0.975)	1.12 (0.846)	0.58 (0.359)	0.35 (0.249)	0.40 (0.314)	0.28 (0.214)	0.57 (0.404)	0.76 (0.613)	1.53 (1.037)	2.01 (1.059)	1.66 (0.957)
	$(T_{1/3})_{mean}$	6.10 (1.251)	5.71 (1.199)	5.31 (1.154)	4.55 (0.773)	4.06 (0.741)	4.05 (0.959)	4.15 (0.770)	4.63 (0.886)	4.78 (0.974)	5.91 (1.249)	6.40 (1.158)	5.99 (1.073)
累月	$(H_{1/3})_{mean}$	1.47 (0.874)	1.26 (0.838)	1.07 (0.829)	0.84 (0.668)	0.56 (0.487)	0.35 (0.382)	0.30 (0.312)	0.44 (0.467)	0.68 (0.667)	1.23 (0.973)	1.58 (1.072)	1.68 (0.998)
	$(T_{1/3})_{mean}$	5.92 (1.538)	5.59 (1.833)	5.11 (2.127)	4.72 (2.213)	3.87 (2.304)	2.92 (2.347)	2.89 (2.297)	3.26 (2.418)	3.96 (2.460)	5.20 (2.164)	5.70 (1.951)	5.99 (1.555)

季別・年平均有義波

年	項目＼季・年	冬	春	夏	秋	年
'78	$(H_{1/3})_{mean}$	1.27 (0.708)	0.77 (0.573)	0.50 (0.494)	1.09 (0.848)	0.93 (0.777)
	$(T_{1/3})_{mean}$	5.44 (2.106)	4.62 (2.221)	3.39 (2.516)	5.03 (2.166)	4.66 (2.375)
'79	$(H_{1/3})_{mean}$	1.68 (1.029)	0.79 (0.647)	0.50 (0.517)	1.10 (1.008)	1.00 (0.933)
	$(T_{1/3})_{mean}$	6.24 (1.552)	4.48 (2.168)	3.37 (2.467)	4.77 (2.407)	4.66 (2.407)
'80	$(H_{1/3})_{mean}$	1.59 (1.018)	1.00 (0.858)	0.20 (0.323)	1.22 (1.070)	1.00 (0.995)
	$(T_{1/3})_{mean}$	6.00 (1.493)	4.73 (2.357)	1.65 (2.327)	5.04 (2.469)	4.41 (2.745)
'81	$(H_{1/3})_{mean}$	1.25 (0.808)	1.01 (0.740)	0.47 (0.340)	1.66 (1.041)	1.13 (0.915)
	$(T_{1/3})_{mean}$	5.76 (1.813)	5.06 (1.796)	4.39 (1.002)	6.08 (1.289)	5.33 (1.632)
'82	$(H_{1/3})_{mean}$	1.62 (0.945)	0.98 (0.710)	0.45 (0.331)	1.22 (0.992)	1.07 (0.889)
	$(T_{1/3})_{mean}$	6.11 (1.081)	5.39 (1.157)	4.52 (0.968)	5.59 (1.312)	5.37 (1.249)
'83	$(H_{1/3})_{mean}$	1.77 (1.007)	0.98 (0.567)	0.35 (0.241)	1.29 (1.021)	1.08 (0.930)
	$(T_{1/3})_{mean}$	6.05 (1.089)	5.47 (1.126)	4.10 (0.772)	5.50 (1.375)	5.30 (1.334)
'84	$(H_{1/3})_{mean}$	1.56 (1.026)	0.69 (0.639)	0.42 (0.342)	1.40 (1.049)	1.01 (0.931)
	$(T_{1/3})_{mean}$	6.00 (1.210)	4.64 (1.046)	4.28 (0.911)	5.66 (1.318)	5.12 (1.317)
累季・年	$(H_{1/3})_{mean}$	1.47 (0.922)	0.82 (0.709)	0.37 (0.397)	1.16 (0.990)	0.96 (0.893)
	$(T_{1/3})_{mean}$	5.84 (1.661)	4.57 (2.277)	3.03 (2.361)	4.95 (2.318)	4.60 (2.399)

付表－1.32a　　紋別港　期間別最大有義波(1)

月別最大有義波

年	項目＼月	1	2	3	4	5	6	7	8	9	10	11	12
'70	$(H_{1/3})_{max}$												
	$(T_{1/3})_{max}$												
'71	$(H_{1/3})_{max}$												
	$(T_{1/3})_{max}$												
'72	$(H_{1/3})_{max}$												
	$(T_{1/3})_{max}$												
'73	$(H_{1/3})_{max}$												
	$(T_{1/3})_{max}$												
'74	$(H_{1/3})_{max}$												
	$(T_{1/3})_{max}$												
'75	$(H_{1/3})_{max}$	3.30	—	—	0.80	3.40	1.70	1.10	1.80	1.80	3.10	7.30	4.30
	$(T_{1/3})_{max}$	7.20	—	—	5.00	8.20	5.60	6.60	6.10	7.80	7.10	12.90	10.60
'76	$(H_{1/3})_{max}$	3.20	2.70	2.30	3.90	2.60	1.70	1.30	1.50	4.40	4.30	5.10	6.00
	$(T_{1/3})_{max}$	11.10	7.50	7.00	7.10	8.60	6.70	6.90	6.50	10.60	8.30	10.40	10.60
'77	$(H_{1/3})_{max}$	5.20	—	1.50	3.20	2.50	1.60	1.20	1.50	3.20	2.80	2.70	4.00
	$(T_{1/3})_{max}$	10.10	—	5.00	8.00	10.00	5.70	6.00	6.80	9.80	8.50	7.30	8.80

季別・年最大有義波

年	項目＼季・年	冬	春	夏	秋	年
'70	$(H_{1/3})_{max}$					
	$(T_{1/3})_{max}$					
'71	$(H_{1/3})_{max}$					
	$(T_{1/3})_{max}$					
'72	$(H_{1/3})_{max}$					
	$(T_{1/3})_{max}$					
'73	$(H_{1/3})_{max}$					
	$(T_{1/3})_{max}$					
'74	$(H_{1/3})_{max}$					
	$(T_{1/3})_{max}$					
'75	$(H_{1/3})_{max}$	3.30	3.40	1.80	7.30	7.30
	$(T_{1/3})_{max}$	7.20	8.20	6.10	12.90	12.90
'76	$(H_{1/3})_{max}$	4.30	3.90	1.70	5.10	6.00
	$(T_{1/3})_{max}$	10.60	7.10	6.70	10.40	10.60
'77	$(H_{1/3})_{max}$	6.00	3.20	1.60	3.20	5.20
	$(T_{1/3})_{max}$	10.60	8.00	5.70	9.80	10.10

付表－1.32a　　紋別港　期間別最大有義波(2)

月別最大有義波

年	項目＼月	1	2	3	4	5	6	7	8	9	10	11	12
'78	$(H_{1/3})_{max}$	5.90	—	—	1.90	2.80	3.10	1.20	1.20	3.00	3.30	3.10	4.70
	$(T_{1/3})_{max}$	11.60	—	—	5.70	6.90	7.60	6.80	4.60	8.80	11.50	10.80	11.90
'79	$(H_{1/3})_{max}$	5.00	3.70	2.30	1.30	2.40	2.70	2.10	1.40	4.50	5.50	3.90	4.40
	$(T_{1/3})_{max}$	9.30	9.70	6.50	4.50	6.80	9.60	6.60	9.90	8.50	10.60	12.90	8.50
'80	$(H_{1/3})_{max}$	4.00	1.10	3.10	—	—	—	—	1.50	1.70	3.80	3.40	4.40
	$(T_{1/3})_{max}$	8.40	10.00	9.30	—	—	—	—	5.60	6.40	9.20	10.20	9.40
'81	$(H_{1/3})_{max}$	6.20	—	1.20	2.00	4.40	1.60	1.00	2.80	4.20	4.40	3.10	4.80
	$(T_{1/3})_{max}$	10.10	—	4.10	5.40	8.70	8.30	4.50	6.70	9.70	12.30	9.00	9.00
'82	$(H_{1/3})_{max}$	4.40	—	2.80	2.40	2.20	2.90	1.30	1.50	3.30	2.50	5.40	2.80
	$(T_{1/3})_{max}$	7.80	—	7.00	7.40	6.70	7.00	5.00	6.20	8.00	11.00	11.90	7.60
'83	$(H_{1/3})_{max}$	1.90	1.10	—	2.30	2.40	3.40	1.40	1.60	2.80	4.00	5.90	5.20
	$(T_{1/3})_{max}$	6.50	3.70	—	6.90	8.00	7.80	4.60	5.40	8.20	10.30	11.20	12.40
'84	$(H_{1/3})_{max}$	3.00	—	—	1.40	1.50	1.30	0.80	—	1.48	3.38	3.14	3.20
	$(T_{1/3})_{max}$	9.50	—	—	4.50	5.30	5.30	6.00	—	9.55	6.82	10.86	7.49
累月	$(H_{1/3})_{max}$	6.20	3.70	3.10	3.90	4.40	3.40	2.10	2.80	4.50	5.50	7.30	6.00
	$(T_{1/3})_{max}$	10.10	9.70	9.30	7.10	8.70	7.80	6.60	6.70	8.50	10.60	12.90	10.60

季別・年最大有義波

年	項目＼季・年	冬	春	夏	秋	年
'78	$(H_{1/3})_{max}$	5.90	2.80	3.10	3.30	5.90
	$(T_{1/3})_{max}$	11.60	6.90	7.60	11.50	11.60
'79	$(H_{1/3})_{max}$	5.00	2.40	2.70	5.50	5.50
	$(T_{1/3})_{max}$	9.30	6.80	9.60	10.60	10.60
'80	$(H_{1/3})_{max}$	4.40	3.10	1.50	3.80	4.40
	$(T_{1/3})_{max}$	8.50	9.30	5.60	9.20	9.40
'81	$(H_{1/3})_{max}$	6.20	4.40	2.80	4.40	6.20
	$(T_{1/3})_{max}$	10.10	8.70	6.70	12.30	10.10
'82	$(H_{1/3})_{max}$	4.80	2.80	2.90	5.40	5.40
	$(T_{1/3})_{max}$	9.00	7.00	7.00	11.90	11.90
'83	$(H_{1/3})_{max}$	2.80	2.40	3.40	5.90	5.90
	$(T_{1/3})_{max}$	7.60	8.00	7.80	11.20	11.20
'84	$(H_{1/3})_{max}$	5.20	1.50	1.30	3.38	3.38
	$(T_{1/3})_{max}$	12.40	5.30	5.30	6.82	6.82
累季・年	$(H_{1/3})_{max}$	6.20	4.40	3.40	7.30	7.30
	$(T_{1/3})_{max}$	10.10	8.70	7.80	12.90	12.90

付表－1.32b　　紋別港　期間別平均有義波(1)

月別平均有義波

年	項目＼月	1	2	3	4	5	6	7	8	9	10	11	12
'70	$(H_{1/3})_{mean}$												
	$(T_{1/3})_{mean}$												
'71	$(H_{1/3})_{mean}$												
	$(T_{1/3})_{mean}$												
'72	$(H_{1/3})_{mean}$												
	$(T_{1/3})_{mean}$												
'73	$(H_{1/3})_{mean}$												
	$(T_{1/3})_{mean}$												
'74	$(H_{1/3})_{mean}$												
	$(T_{1/3})_{mean}$												
'75	$(H_{1/3})_{mean}$	0.73 (0.567)	—	—	0.06 (0.170)	0.87 (0.710)	0.56 (0.499)	0.33 (0.337)	0.28 (0.370)	0.55 (0.285)	0.87 (0.513)	1.36 (1.273)	1.38 (0.721)
	$(T_{1/3})_{mean}$	6.43 (3.412)	—	—	0.56 (1.753)	5.70 (2.672)	4.09 (3.001)	2.98 (2.968)	3.26 (3.566)	5.63 (2.322)	7.26 (2.983)	7.93 (2.983)	7.77 (1.630)
'76	$(H_{1/3})_{mean}$	1.17 (0.594)	0.77 (0.601)	0.69 (0.517)	0.68 (0.830)	0.59 (0.493)	0.59 (0.383)	0.25 (0.333)	0.42 (0.351)	0.96 (0.912)	1.30 (0.914)	1.24 (0.799)	1.56 (0.812)
	$(T_{1/3})_{mean}$	7.76 (2.730)	4.98 (3.659)	4.04 (2.463)	4.72 (4.281)	4.59 (2.755)	4.91 (2.444)	2.65 (3.302)	3.68 (2.573)	5.56 (3.171)	7.25 (2.521)	7.65 (1.573)	8.33 (1.772)
'77	$(H_{1/3})_{mean}$	1.35 (1.146)	—	0.39 (0.360)	0.65 (0.558)	0.68 (0.666)	0.47 (0.443)	0.33 (0.351)	0.44 (0.391)	0.58 (0.583)	0.79 (0.472)	0.97 (0.444)	1.41 (0.683)
	$(T_{1/3})_{mean}$	7.06 (3.343)	—	3.03 (2.563)	3.97 (2.399)	3.92 (3.333)	3.53 (3.015)	2.92 (2.853)	3.56 (2.644)	4.29 (3.152)	6.52 (3.003)	7.46 (2.045)	8.19 (1.689)

季別・年平均有義波

年	項目＼季・年	冬	春	夏	秋	年
'70	$(H_{1/3})_{mean}$					
	$(T_{1/3})_{mean}$					
'71	$(H_{1/3})_{mean}$					
	$(T_{1/3})_{mean}$					
'72	$(H_{1/3})_{mean}$					
	$(T_{1/3})_{mean}$					
'73	$(H_{1/3})_{mean}$					
	$(T_{1/3})_{mean}$					
'74	$(H_{1/3})_{mean}$					
	$(T_{1/3})_{mean}$					
'75	$(H_{1/3})_{mean}$	0.73 (0.567)	0.53 (0.683)	0.39 (0.424)	0.99 (0.918)	0.73 (0.770)
	$(T_{1/3})_{mean}$	6.43 (3.412)	3.60 (3.444)	3.43 (3.214)	7.14 (2.977)	5.30 (3.586)
'76	$(H_{1/3})_{mean}$	1.16 (0.688)	0.65 (0.631)	0.42 (0.381)	1.16 (0.888)	0.86 (0.769)
	$(T_{1/3})_{mean}$	7.13 (2.870)	4.45 (3.264)	3.73 (2.952)	6.81 (2.667)	5.55 (3.337)
'77	$(H_{1/3})_{mean}$	1.49 (0.945)	0.63 (0.598)	0.41 (0.400)	0.78 (0.527)	0.74 (0.666)
	$(T_{1/3})_{mean}$	7.89 (2.499)	3.85 (2.875)	3.33 (2.855)	6.11 (3.067)	5.04 (3.319)

付表－1.32b　　紋別港　期間別平均有義波(2)

月別平均有義波

年	項目＼月	1	2	3	4	5	6	7	8	9	10	11	12
'78	$(H_{1/3})_{mean}$	1.44 (1.220)	—	—	0.41 (0.393)	0.57 (0.548)	0.44 (0.658)	0.15 (0.258)	0.43 (0.306)	0.61 (0.518)	0.86 (0.452)	1.20 (0.672)	1.33 (0.834)
	$(T_{1/3})_{mean}$	7.45 (2.665)	—	—	2.83 (2.386)	3.70 (2.458)	2.66 (3.118)	1.61 (2.512)	4.28 (2.804)	4.77 (2.977)	6.45 (2.332)	7.11 (2.533)	7.38 (2.187)
'79	$(H_{1/3})_{mean}$	0.80 (0.694)	0.72 (0.782)	0.39 (0.516)	0.24 (0.350)	0.59 (0.595)	0.61 (0.592)	0.48 (0.506)	0.46 (0.377)	0.72 (0.732)	1.39 (0.974)	1.20 (0.800)	1.38 (0.978)
	$(T_{1/3})_{mean}$	4.79 (2.499)	3.62 (3.284)	1.81 (2.121)	1.52 (2.051)	3.60 (3.259)	3.92 (3.125)	3.10 (2.662)	3.92 (3.331)	5.00 (3.497)	7.35 (2.598)	6.39 (2.728)	6.83 (2.638)
'80	$(H_{1/3})_{mean}$	1.32 (0.889)	0.28 (0.262)	0.47 (0.784)	—	—	—	—	0.74 (0.442)	0.60 (0.343)	1.10 (0.767)	1.09 (0.604)	1.79 (0.831)
	$(T_{1/3})_{mean}$	6.08 (2.790)	2.37 (2.208)	2.99 (4.176)	—	—	—	—	4.21 (2.062)	5.41 (2.270)	6.83 (2.400)	6.86 (2.202)	8.04 (1.606)
'81	$(H_{1/3})_{mean}$	1.22 (1.069)	—	0.25 (0.360)	0.14 (0.325)	1.18 (0.940)	0.47 (0.307)	0.37 (0.305)	0.64 (0.611)	0.69 (0.725)	1.11 (0.851)	1.26 (0.609)	1.33 (0.860)
	$(T_{1/3})_{mean}$	6.56 (3.257)	—	1.16 (1.558)	0.97 (2.135)	5.41 (2.330)	4.31 (2.364)	3.30 (2.563)	4.27 (2.976)	4.71 (3.183)	7.25 (2.217)	7.30 (2.013)	7.51 (2.091)
'82	$(H_{1/3})_{mean}$	1.15 (0.607)	—	0.65 (0.629)	0.56 (0.451)	0.69 (0.463)	0.60 (0.472)	0.40 (0.354)	0.53 (0.412)	0.77 (0.681)	0.87 (0.445)	1.35 (1.013)	1.08 (0.476)
	$(T_{1/3})_{mean}$	7.28 (2.249)	—	4.40 (3.952)	4.40 (2.875)	4.99 (2.218)	4.33 (2.302)	3.18 (2.320)	3.69 (2.475)	5.35 (3.490)	6.70 (1.876)	7.32 (2.194)	6.81 (1.809)
'83	$(H_{1/3})_{mean}$	0.78 (0.434)	0.19 (0.251)	—	0.51 (0.490)	0.86 (0.542)	0.78 (0.480)	0.46 (0.385)	0.48 (0.346)	0.95 (0.506)	1.01 (0.642)	1.22 (0.819)	1.78 (1.005)
	$(T_{1/3})_{mean}$	4.92 (2.096)	1.73 (2.664)	—	3.19 (2.495)	5.73 (2.331)	5.14 (1.536)	3.39 (2.449)	4.04 (2.383)	6.28 (1.622)	6.95 (2.099)	7.47 (1.730)	8.22 (2.272)
'84	$(H_{1/3})_{mean}$	1.28 (0.652)	—	—	0.49 (0.328)	0.46 (0.399)	0.30 (0.331)	0.25 (0.289)	—	0.63 (0.351)	1.00 (0.602)	1.30 (0.634)	1.22 (0.625)
	$(T_{1/3})_{mean}$	7.66 (2.329)	—	—	4.25 (2.866)	3.60 (2.731)	2.63 (2.578)	2.38 (2.567)	—	5.23 (1.538)	6.09 (1.708)	6.92 (1.600)	6.81 (1.395)
累月	$(H_{1/3})_{mean}$	1.11 (0.825)	0.54 (0.615)	0.55 (0.564)	0.43 (0.533)	0.72 (0.650)	0.54 (0.495)	0.34 (0.371)	0.48 (0.426)	0.72 (0.635)	1.03 (0.716)	1.22 (0.808)	1.42 (0.823)
	$(T_{1/3})_{mean}$	6.58 (2.919)	3.43 (3.377)	3.30 (3.128)	2.98 (3.095)	4.60 (2.834)	3.94 (2.782)	2.88 (2.766)	3.86 (2.844)	5.22 (2.932)	6.86 (2.436)	7.25 (2.240)	7.58 (2.032)

季別・年平均有義波

年	項目＼季・年	冬	春	夏	秋	年
'78	$(H_{1/3})_{mean}$	1.42 (0.898)	0.50 (0.488)	0.34 (0.473)	0.91 (0.611)	0.73 (0.736)
	$(T_{1/3})_{mean}$	7.94 (2.095)	3.29 (2.463)	2.79 (3.025)	6.21 (2.774)	4.76 (3.315)
'79	$(H_{1/3})_{mean}$	1.02 (0.825)	0.44 (0.537)	0.52 (0.503)	1.12 (0.893)	0.79 (0.792)
	$(T_{1/3})_{mean}$	5.68 (2.996)	2.57 (2.874)	3.65 (3.078)	6.29 (3.107)	4.57 (3.356)
'80	$(H_{1/3})_{mean}$	1.20 (0.949)	0.47 (0.784)	0.74 (0.442)	0.95 (0.648)	1.06 (0.797)
	$(T_{1/3})_{mean}$	5.89 (3.026)	2.99 (4.176)	4.21 (2.062)	6.41 (2.387)	6.04 (2.794)
'81	$(H_{1/3})_{mean}$	1.49 (1.004)	0.61 (0.840)	0.50 (0.447)	1.03 (0.773)	0.83 (0.813)
	$(T_{1/3})_{mean}$	7.26 (2.710)	2.94 (3.068)	3.96 (2.688)	6.46 (2.779)	5.05 (3.257)
'82	$(H_{1/3})_{mean}$	1.24 (0.752)	0.63 (0.512)	0.51 (0.425)	1.00 (0.797)	0.80 (0.642)
	$(T_{1/3})_{mean}$	7.40 (2.174)	4.62 (3.014)	3.74 (2.413)	6.47 (2.734)	5.36 (2.923)
'83	$(H_{1/3})_{mean}$	0.81 (0.531)	0.70 (0.548)	0.57 (0.435)	1.06 (0.678)	0.87 (0.719)
	$(T_{1/3})_{mean}$	5.22 (2.762)	4.59 (2.717)	4.18 (2.281)	6.90 (1.897)	5.47 (2.775)
'84	$(H_{1/3})_{mean}$	1.54 (0.894)	0.47 (0.379)	0.29 (0.322)	1.05 (0.626)	0.86 (0.662)
	$(T_{1/3})_{mean}$	7.95 (2.316)	3.80 (2.790)	2.57 (2.577)	6.27 (1.747)	5.40 (2.798)
累季・年	$(H_{1/3})_{mean}$	1.22 (0.857)	0.58 (0.610)	0.46 (0.443)	1.01 (0.754)	0.82 (0.743)
	$(T_{1/3})_{mean}$	6.80 (2.872)	3.78 (3.079)	3.57 (2.839)	6.51 (2.671)	5.22 (3.201)

付表－1.33a　　中城湾　期間別最大有義波(1)

月別最大有義波

年	項目＼月	1	2	3	4	5	6	7	8	9	10	11	12
'70	$(H_{1/3})_{max}$												
	$(T_{1/3})_{max}$												
'71	$(H_{1/3})_{max}$												
	$(T_{1/3})_{max}$												
'72	$(H_{1/3})_{max}$												
	$(T_{1/3})_{max}$												
'73	$(H_{1/3})_{max}$											1.11	1.67
	$(T_{1/3})_{max}$											6.00	6.88
'74	$(H_{1/3})_{max}$	1.73	3.25	1.77	2.01	1.70	1.07	6.99	2.47	1.45	3.13	3.52	2.53
	$(T_{1/3})_{max}$	6.22	7.60	6.40	7.55	5.80	7.90	11.50	13.51	8.60	10.70	10.80	8.30
'75	$(H_{1/3})_{max}$	2.25	2.11	2.17	1.27	1.97	1.27	2.07	4.30	4.89	2.97	3.63	1.85
	$(T_{1/3})_{max}$	7.10	6.80	6.60	8.20	7.35	6.13	7.77	9.76	10.61	9.52	10.76	8.79
'76	$(H_{1/3})_{max}$	1.49	1.90	2.17	3.31	2.75	3.51	4.30	4.54	4.33	1.78	3.82	1.59
	$(T_{1/3})_{max}$	7.73	7.10	8.09	11.70	7.50	10.51	9.08	10.19	11.86	6.61	10.30	6.70
'77	$(H_{1/3})_{max}$	3.15	2.46	1.61	1.91	1.42	1.27	4.43	1.82	0.85	2.69	2.84	2.39
	$(T_{1/3})_{max}$	8.38	7.89	6.55	7.31	8.84	8.26	8.24	6.81	6.68	9.13	8.76	8.64

季別・年最大有義波

年	項目＼季・年	冬	春	夏	秋	年
'70	$(H_{1/3})_{max}$					
	$(T_{1/3})_{max}$					
'71	$(H_{1/3})_{max}$					
	$(T_{1/3})_{max}$					
'72	$(H_{1/3})_{max}$					
	$(T_{1/3})_{max}$					
'73	$(H_{1/3})_{max}$				1.11	1.67
	$(T_{1/3})_{max}$				6.00	6.88
'74	$(H_{1/3})_{max}$	3.25	2.01	6.99	3.52	6.99
	$(T_{1/3})_{max}$	7.60	7.55	11.50	10.80	11.50
'75	$(H_{1/3})_{max}$	2.53	2.17	4.30	4.89	4.89
	$(T_{1/3})_{max}$	8.30	6.60	9.76	10.61	10.61
'76	$(H_{1/3})_{max}$	1.90	3.31	4.54	4.33	4.54
	$(T_{1/3})_{max}$	7.10	11.70	10.19	11.86	10.19
'77	$(H_{1/3})_{max}$	3.15	1.91	4.43	2.84	4.43
	$(T_{1/3})_{max}$	8.38	7.31	8.24	8.76	8.24

付表－1.33a　　中城湾　期間別最大有義波(2)

月別平均有義波

年	項目＼月	1	2	3	4	5	6	7	8	9	10	11	12
'78	$(H_{1/3})_{max}$	1.18	0.64	1.68	1.75	1.79	1.10	7.07	4.47	1.48	1.16	—	—
	$(T_{1/3})_{max}$	9.83	7.33	6.53	7.97	6.33	8.93	11.66	12.13	7.01	6.19	—	—
'79	$(H_{1/3})_{max}$	—	—	—	—	0.89	1.41	3.90	8.46	—	—	—	—
	$(T_{1/3})_{max}$	—	—	—	—	7.30	6.56	9.69	14.95	—	—	—	—
'80	$(H_{1/3})_{max}$	2.13	3.26	1.61	2.44	3.46	2.11	5.20	2.99	1.92	6.94	2.99	1.93
	$(T_{1/3})_{max}$	6.76	4.90	7.42	6.89	12.28	5.10	8.30	9.43	8.93	10.86	10.00	7.90
'81	$(H_{1/3})_{max}$	1.35	1.35	2.76	1.58	1.91	2.41	3.66	7.34	4.74	6.80	2.59	2.43
	$(T_{1/3})_{max}$	5.97	5.86	6.53	7.85	5.90	7.29	8.53	12.18	12.40	11.90	7.60	9.30
'82	$(H_{1/3})_{max}$	4.65	2.14	3.10	2.87	3.50	2.86	5.47	5.89	5.55	3.59	4.38	2.71
	$(T_{1/3})_{max}$	9.34	6.60	7.20	8.00	9.80	11.00	11.40	12.60	9.60	10.30	9.80	7.50
'83	$(H_{1/3})_{max}$	2.06	2.51	3.22	1.53	2.40	1.78	2.26	6.37	7.53	3.29	3.18	1.70
	$(T_{1/3})_{max}$	6.03	8.20	7.40	9.10	8.40	7.69	8.61	11.90	13.20	7.77	11.62	7.58
'84	$(H_{1/3})_{max}$	2.58	2.02	3.11	3.23	2.46	2.19	1.34	7.16	2.35	3.74	3.08	3.20
	$(T_{1/3})_{max}$	6.77	6.70	7.03	7.35	7.49	7.65	8.65	11.48	9.91	10.85	8.20	9.29
累月	$(H_{1/3})_{max}$	4.65	3.26	3.22	3.31	3.50	3.51	7.07	8.46	7.53	6.94	4.38	3.20
	$(T_{1/3})_{max}$	9.34	4.90	7.40	11.70	9.80	10.51	11.66	14.95	13.20	10.86	9.80	9.29

季別・年平均有義波

年	項目＼季・年	冬	春	夏	秋	年
'78	$(H_{1/3})_{max}$	2.39	1.79	7.07	1.48	7.07
	$(T_{1/3})_{max}$	8.64	6.33	11.66	7.01	11.66
'79	$(H_{1/3})_{max}$	—	0.89	8.46	—	8.46
	$(T_{1/3})_{max}$	—	7.30	14.95	—	14.95
'80	$(H_{1/3})_{max}$	3.26	3.46	5.20	6.94	6.94
	$(T_{1/3})_{max}$	4.90	12.28	8.30	10.86	10.86
'81	$(H_{1/3})_{max}$	1.93	2.76	7.34	6.80	7.34
	$(T_{1/3})_{max}$	7.90	6.53	12.18	11.90	12.18
'82	$(H_{1/3})_{max}$	4.65	3.50	5.89	5.55	5.89
	$(T_{1/3})_{max}$	9.34	9.80	12.60	9.60	12.60
'83	$(H_{1/3})_{max}$	2.71	3.22	6.37	7.53	7.53
	$(T_{1/3})_{max}$	7.50	7.40	11.90	13.20	13.20
'84	$(H_{1/3})_{max}$	2.58	3.23	7.16	3.74	7.16
	$(T_{1/3})_{max}$	6.77	7.35	11.48	10.85	11.48
累季・年	$(H_{1/3})_{max}$	4.65	3.50	8.46	7.53	8.46
	$(T_{1/3})_{max}$	9.34	9.80	14.95	13.20	14.95

付表－1.33b　　中城湾　期間別平均有義波(1)

月別平均有義波

年	項目＼月	1	2	3	4	5	6	7	8	9	10	11	12
'70	$(H_{1/3})_{mean}$												
	$(T_{1/3})_{mean}$												
'71	$(H_{1/3})_{mean}$												
	$(T_{1/3})_{mean}$												
'72	$(H_{1/3})_{mean}$												
	$(T_{1/3})_{mean}$												
'73	$(H_{1/3})_{mean}$											0.78 (0.130)	0.76 (0.218)
	$(T_{1/3})_{mean}$											6.58 (0.563)	6.57 (0.778)
'74	$(H_{1/3})_{mean}$	0.80 (0.227)	0.99 (0.407)	0.92 (0.245)	0.90 (0.268)	1.10 (0.240)	0.45 (0.204)	0.89 (0.911)	0.96 (0.490)	0.64 (0.458)	1.22 (0.774)	1.44 (0.610)	1.20 (0.468)
	$(T_{1/3})_{mean}$	7.13 (0.888)	7.35 (0.720)	7.12 (0.833)	7.27 (0.796)	6.63 (0.984)	6.14 (1.794)	7.54 (2.453)	7.32 (1.770)	5.12 (3.702)	5.99 (3.408)	8.14 (1.328)	7.14 (1.874)
'75	$(H_{1/3})_{mean}$	0.80 (0.314)	0.75 (0.313)	0.87 (0.311)	0.73 (0.189)	0.81 (0.367)	0.66 (0.174)	0.63 (0.343)	1.51 (0.835)	0.97 (0.711)	1.26 (0.575)	1.39 (0.558)	0.90 (0.297)
	$(T_{1/3})_{mean}$	7.60 (1.134)	6.79 (1.079)	7.38 (1.380)	7.44 (1.120)	7.41 (1.110)	6.40 (0.821)	7.31 (1.235)	7.38 (0.992)	8.37 (1.720)	7.49 (0.919)	8.11 (1.219)	7.15 (0.923)
'76	$(H_{1/3})_{mean}$	0.71 (0.227)	1.03 (0.294)	0.87 (0.278)	1.05 (0.461)	1.29 (0.478)	1.00 (0.658)	1.10 (0.811)	0.90 (0.635)	0.92 (0.527)	0.81 (0.275)	1.48 (0.782)	085 (0.229)
	$(T_{1/3})_{mean}$	6.60 (1.001)	7.95 (1.317)	7.65 (1.149)	8.53 (1.156)	7.93 (1.441)	6.46 (1.330)	7.38 (1.841)	7.52 (1.211)	7.85 (1.684)	6.41 (0.921)	7.54 (1.191)	6.81 (1.019)
'77	$(H_{1/3})_{mean}$	1.13 (0.481)	0.87 (0.312)	0.90 (0.233)	0.86 (0.266)	0.74 (0.188)	0.60 (0.157)	0.85 (0.647)	0.72 (0.380)	0.73 (0.089)	1.50 (0.558)	1.20 (0.499)	1.09 (0.421)
	$(T_{1/3})_{mean}$	6.64 (0.813)	6.65 (0.889)	7.62 (1.075)	7.22 (0.995)	7.17 (1.188)	7.63 (1.241)	7.22 (0.956)	7.41 (1.696)	6.40 (0.304)	8.13 (1.078)	7.92 (1.312)	7.66 (1.157)

季別・年平均有義波

年	項目＼季・年	冬	春	夏	秋	年
'70	$(H_{1/3})_{mean}$					
	$(T_{1/3})_{mean}$					
'71	$(H_{1/3})_{mean}$					
	$(T_{1/3})_{mean}$					
'72	$(H_{1/3})_{mean}$					
	$(T_{1/3})_{mean}$					
'73	$(H_{1/3})_{mean}$				0.78 (0.130)	0.76 (0.214)
	$(T_{1/3})_{mean}$				6.58 (0.563)	6.57 (0.770)
'74	$(H_{1/3})_{mean}$	0.85 (0.308)	0.92 (0.260)	0.85 (0.702)	1.11 (0.718)	0.97 (0.566)
	$(T_{1/3})_{mean}$	7.00 (0.866)	7.16 (0.839)	7.22 (2.150)	6.38 (3.275)	6.99 (2.128)
'75	$(H_{1/3})_{mean}$	0.91 (0.416)	0.80 (0.303)	0.89 (0.636)	1.21 (0.641)	0.94 (0.534)
	$(T_{1/3})_{mean}$	7.25 (1.430)	7.41 (1.194)	7.01 (1.129)	7.98 (1.367)	7.42 (1.258)
'76	$(H_{1/3})_{mean}$	0.87 (0.303)	1.06 (0.444)	1.00 (0.715)	1.07 (0.634)	0.99 (0.550)
	$(T_{1/3})_{mean}$	7.19 (1.208)	8.03 (1.303)	7.17 (1.566)	7.24 (1.434)	7.38 (1.443)
'77	$(H_{1/3})_{mean}$	0.94 (0.368)	0.83 (0.241)	0.73 (0.456)	1.30 (0.543)	0.93 (0.457)
	$(T_{1/3})_{mean}$	6.71 (0.922)	7.34 (1.109)	7.42 (1.345)	7.95 (1.245)	7.37 (1.235)

付表－1.33b　　中城湾　期間別平均有義波(2)

月別平均有義波

年	項目＼月	1	2	3	4	5	6	7	8	9	10	11	12
'78	$(H_{1/3})_{mean}$	0.58 (0.188)	0.49 (0.081)	0.70 (0.202)	0.73 (0.228)	0.75 (0.239)	0.75 (0.184)	1.49 (1.231)	1.38 (0.610)	0.73 (0.230)	0.89 (0.145)	—	—
	$(T_{1/3})_{mean}$	6.67 (1.230)	5.84 (0.815)	6.64 (0.965)	7.29 (0.969)	6.96 (1.077)	7.54 (0.937)	7.74 (1.729)	7.10 (1.036)	7.26 (1.077)	6.37 (0.384)	—	—
'79	$(H_{1/3})_{mean}$	—	—	—	—	0.63 (0.114)	0.84 (0.250)	1.01 (0.763)	1.81 (1.428)	—	—	—	—
	$(T_{1/3})_{mean}$	—	—	—	—	6.62 (0.795)	6.55 (0.582)	6.80 (1.334)	8.13 (1.660)	—	—	—	—
'80	$(H_{1/3})_{mean}$	0.67 (0.275)	0.88 (0.394)	0.70 (0.236)	1.15 (0.396)	1.07 (0.538)	1.02 (0.311)	1.72 (0.923)	1.37 (0.650)	1.32 (0.421)	1.38 (1.159)	1.44 (0.676)	0.68 (0.236)
	$(T_{1/3})_{mean}$	6.61 (0.890)	6.89 (0.820)	6.91 (0.855)	7.55 (0.925)	7.43 (1.400)	6.73 (0.951)	7.12 (1.287)	8.32 (1.671)	8.14 (0.544)	7.17 (1.875)	8.05 (1.403)	7.18 (1.485)
'81	$(H_{1/3})_{mean}$	0.67 (0.202)	0.67 (0.179)	0.88 (0.353)	0.76 (0.209)	0.77 (0.292)	1.00 (0.507)	0.91 (0.599)	1.61 (1.196)	1.15 (0.909)	1.53 (1.168)	1.33 (0.381)	1.16 (0.377)
	$(T_{1/3})_{mean}$	6.34 (0.776)	6.76 (0.852)	7.36 (1.107)	7.15 (1.094)	6.80 (0.910)	6.62 (0.960)	7.06 (1.368)	8.47 (1.643)	8.34 (1.761)	8.31 (2.012)	7.36 (1.071)	7.18 (0.918)
'82	$(H_{1/3})_{mean}$	1.07 (0.680)	1.04 (0.347)	1.21 (0.549)	1.13 (0.472)	1.11 (0.475)	0.93 (0.438)	1.30 (1.023)	1.56 (1.131)	1.64 (0.858)	1.44 (0.674)	1.23 (0.637)	1.33 (0.421)
	$(T_{1/3})_{mean}$	7.58 (1.255)	7.21 (0.923)	7.28 (1.169)	7.65 (1.240)	7.15 (1.083)	6.72 (1.448)	7.32 (1.631)	8.58 (1.980)	9.27 (2.120)	8.89 (1.742)	7.37 (1.010)	7.65 (1.064)
'83	$(H_{1/3})_{mean}$	1.04 (0.282)	1.13 (0.496)	1.15 (0.627)	1.00 (0.185)	1.00 (0.352)	0.80 (0.271)	0.83 (0.355)	1.31 (1.310)	1.06 (1.169)	1.09 (0.546)	1.51 (0.661)	0.80 (0.195)
	$(T_{1/3})_{mean}$	6.43 (0.886)	6.61 (1.003)	7.10 (0.953)	7.84 (1.116)	6.84 (0.974)	6.37 (1.040)	6.92 (1.176)	7.99 (2.008)	7.55 (2.122)	7.71 (1.124)	7.91 (1.892)	6.42 (0.888)
'84	$(H_{1/3})_{mean}$	1.02 (0.448)	1.05 (0.292)	1.06 (0.483)	1.48 (0.496)	1.02 (0.474)	0.89 (0.367)	0.51 (0.202)	1.83 (1.458)	0.79 (0.473)	1.67 (0.660)	1.53 (0.585)	1.36 (0.582)
	$(T_{1/3})_{mean}$	6.51 (1.212)	6.96 (1.194)	6.90 (1.163)	7.30 (0.914)	6.93 (1.213)	6.67 (0.876)	7.56 (1.489)	7.26 (1.539)	6.98 (1.288)	8.16 (1.468)	7.29 (1.034)	7.43 (1.421)
累月	$(H_{1/3})_{mean}$	0.85 (0.409)	0.94 (0.377)	0.93 (0.411)	0.98 (0.411)	0.95 (0.436)	0.84 (0.401)	1.00 (0.826)	1.34 (1.066)	1.00 (0.772)	1.31 (0.804)	1.39 (0.618)	1.01 (0.430)
	$(T_{1/3})_{mean}$	6.82 (1.122)	7.01 (1.068)	7.21 (1.118)	7.51 (1.111)	7.16 (1.210)	6.68 (1.163)	7.28 (1.571)	7.69 (1.671)	7.64 (2.259)	7.58 (1.967)	7.73 (1.338)	7.12 (1.233)

季別・年平均有義波

年	項目＼季・年	冬	春	夏	秋	年
'78	$(H_{1/3})_{mean}$	0.83 (0.411)	0.72 (0.223)	1.39 (0.920)	0.74 (0.229)	0.90 (0.627)
	$(T_{1/3})_{mean}$	7.14 (1.299)	7.00 (1.033)	7.39 (1.394)	7.20 (1.069)	7.09 (1.219)
'79	$(H_{1/3})_{mean}$	—	0.63 (0.114)	1.22 (1.036)	—	1.17 (1.005)
	$(T_{1/3})_{mean}$	—	6.62 (0.795)	7.16 (1.433)	—	7.12 (1.398)
'80	$(H_{1/3})_{mean}$	0.79 (0.365)	0.97 (0.454)	1.35 (0.748)	1.41 (0.925)	1.08 (0.678)
	$(T_{1/3})_{mean}$	6.77 (0.861)	7.29 (1.125)	7.07 (1.292)	7.65 (1.667)	7.23 (1.328)
'81	$(H_{1/3})_{mean}$	0.67 (0.208)	0.81 (0.296)	1.14 (0.833)	1.37 (0.891)	1.02 (0.671)
	$(T_{1/3})_{mean}$	6.76 (1.146)	7.10 (1.067)	7.27 (1.515)	7.95 (1.713)	7.24 (1.384)
'82	$(H_{1/3})_{mean}$	1.09 (0.498)	1.15 (0.502)	1.26 (0.947)	1.44 (0.747)	1.25 (0.712)
	$(T_{1/3})_{mean}$	7.33 (1.064)	7.36 (1.184)	7.51 (1.856)	8.51 (1.875)	7.72 (1.615)
'83	$(H_{1/3})_{mean}$	1.17 (0.424)	1.04 (0.433)	0.98 (0.837)	1.22 (0.854)	1.06 (0.677)
	$(T_{1/3})_{mean}$	6.91 (1.127)	7.21 (1.093)	7.10 (1.621)	7.72 (1.760)	7.13 (1.475)
'84	$(H_{1/3})_{mean}$	0.95 (0.347)	1.18 (0.527)	1.08 (1.038)	1.33 (0.697)	1.18 (0.727)
	$(T_{1/3})_{mean}$	6.62 (1.130)	7.04 (1.121)	7.17 (1.389)	7.48 (1.372)	7.16 (1.323)
累季・年	$(H_{1/3})_{mean}$	0.92 (0.396)	0.95 (0.419)	1.06 (0.842)	1.25 (0.752)	1.04 (0.646)
	$(T_{1/3})_{mean}$	6.96 (1.140)	7.30 (1.156)	7.23 (1.546)	7.65 (1.872)	7.28 (1.469)

付表－1.34 a　　那覇港　期間別最大有義波(1)

月別最大有義波

年	項目＼月	1	2	3	4	5	6	7	8	9	10	11	12
'70	$(H_{1/3})_{max}$												
	$(T_{1/3})_{max}$												
'71	$(H_{1/3})_{max}$												
	$(T_{1/3})_{max}$												
'72	$(H_{1/3})_{max}$												
	$(T_{1/3})_{max}$												
'73	$(H_{1/3})_{max}$							2.72	3.25	1.35	4.15	3.57	4.54
	$(T_{1/3})_{max}$							9.63	7.40	7.34	9.89	8.20	9.68
'74	$(H_{1/3})_{max}$	2.93	4.21	2.85	2.40	1.48	1.75	3.29	3.77	2.76	3.54	3.47	3.15
	$(T_{1/3})_{max}$	8.77	9.66	8.04	6.54	7.01	7.08	8.43	8.02	6.45	9.46	9.00	9.30
'75	$(H_{1/3})_{max}$	3.23	4.79	3.21	2.53	1.93	2.15	1.42	3.02	1.69	2.70	5.14	3.93
	$(T_{1/3})_{max}$	8.81	11.03	7.86	7.07	6.23	7.05	6.65	6.92	10.67	9.00	10.87	9.70
'76	$(H_{1/3})_{max}$	4.13	4.37	2.86	—	—	—	—	—	—	2.71	4.48	4.69
	$(T_{1/3})_{max}$	9.70	9.50	8.20	—	—	—	—	—	—	8.40	10.00	10.90
'77	$(H_{1/3})_{max}$	2.99	4.88	4.45	1.63	2.06	1.55	1.61	2.65	4.03	2.45	3.92	3.77
	$(T_{1/3})_{max}$	9.00	9.62	9.54	6.84	8.60	7.34	9.65	7.90	8.20	7.00	9.41	8.35

季別・年最大有義波

年	項目＼季・年	冬	春	夏	秋	年
'70	$(H_{1/3})_{max}$					
	$(T_{1/3})_{max}$					
'71	$(H_{1/3})_{max}$					
	$(T_{1/3})_{max}$					
'72	$(H_{1/3})_{max}$					
	$(T_{1/3})_{max}$					
'73	$(H_{1/3})_{max}$			3.25	4.15	4.54
	$(T_{1/3})_{max}$			7.40	9.89	9.68
'74	$(H_{1/3})_{max}$	4.54	2.85	3.77	3.54	4.21
	$(T_{1/3})_{max}$	9.68	8.04	8.02	9.46	9.66
'75	$(H_{1/3})_{max}$	4.79	3.21	3.02	5.14	5.14
	$(T_{1/3})_{max}$	11.03	7.86	6.92	10.87	10.87
'76	$(H_{1/3})_{max}$	4.37	2.86	—	4.48	4.69
	$(T_{1/3})_{max}$	9.50	8.20	—	10.00	10.90
'77	$(H_{1/3})_{max}$	4.88	4.45	2.65	4.03	4.88
	$(T_{1/3})_{max}$	9.62	9.54	7.90	8.20	9.62

付表－1.34 a　　那覇港　期間別最大有義波(2)

月別最大有義波

年	項目＼月	1	2	3	4	5	6	7	8	9	10	11	12
'78	$(H_{1/3})_{max}$	4.39	4.47	3.85	2.38	1.73	—	—	—	0.95	4.07	4.04	3.81
	$(T_{1/3})_{max}$	10.13	9.32	10.32	7.33	6.09	—	—	—	6.25	9.30	9.95	9.40
'79	$(H_{1/3})_{max}$	4.32	3.84	3.99	2.77	2.04	1.74	1.32	3.65	5.91	7.41	5.33	3.73
	$(T_{1/3})_{max}$	8.97	9.94	8.56	8.01	6.70	6.00	6.30	10.17	9.41	9.96	10.97	9.46
'80	$(H_{1/3})_{max}$	4.33	4.34	3.85	2.81	3.30	0.84	1.59	1.72	5.87	5.58	4.03	5.32
	$(T_{1/3})_{max}$	10.80	8.82	9.72	8.35	7.84	4.67	7.30	10.04	9.18	10.17	7.92	10.70
'81	$(H_{1/3})_{max}$	4.48	3.74	3.31	3.20	2.95	2.07	1.74	4.40	4.38	4.59	3.83	4.58
	$(T_{1/3})_{max}$	9.94	9.56	8.36	8.66	8.92	10.84	9.48	11.08	10.39	10.59	8.49	9.90
'82	$(H_{1/3})_{max}$	4.05	3.42	2.78	4.35	2.17	2.27	2.02	3.37	3.65	3.39	3.55	4.82
	$(T_{1/3})_{max}$	9.25	8.85	8.06	8.99	6.70	7.07	12.00	7.90	8.10	10.30	9.80	9.60
'83	$(H_{1/3})_{max}$	3.59	4.22	4.07	2.27	3.07	2.11	1.98	3.08	3.85	2.84	3.52	3.98
	$(T_{1/3})_{max}$	9.80	8.34	9.27	7.37	7.89	8.91	10.87	8.80	10.90	7.85	9.17	9.81
'84	$(H_{1/3})_{max}$	3.76	4.37	3.85	4.02	1.79	1.23	1.43	4.83	1.14	4.51	4.30	3.41
	$(T_{1/3})_{max}$	7.57	9.00	10.70	8.77	6.60	6.20	9.40	10.10	7.13	9.30	10.50	7.63
累月	$(H_{1/3})_{max}$	4.48	4.48	4.88	4.35	3.30	2.27	3.29	4.83	5.91	7.41	5.33	5.32
	$(T_{1/3})_{max}$	9.94	9.62	9.54	8.99	7.84	7.07	8.43	10.10	9.41	9.96	10.97	10.70

季別・年最大有義波

年	項目＼季・年	冬	春	夏	秋	年
'78	$(H_{1/3})_{max}$	4.47	3.85	—	4.07	4.47
	$(T_{1/3})_{max}$	9.32	10.32	—	9.30	9.32
'79	$(H_{1/3})_{max}$	4.32	3.99	3.65	7.41	7.41
	$(T_{1/3})_{max}$	8.97	8.56	10.17	9.96	9.96
'80	$(H_{1/3})_{max}$	4.34	3.85	1.72	5.87	5.87
	$(T_{1/3})_{max}$	8.82	9.72	10.04	9.18	9.18
'81	$(H_{1/3})_{max}$	5.32	3.31	4.40	4.59	4.59
	$(T_{1/3})_{max}$	10.70	8.36	11.08	10.59	10.59
'82	$(H_{1/3})_{max}$	4.58	4.35	3.37	3.65	4.82
	$(T_{1/3})_{max}$	9.90	8.99	7.90	8.10	9.60
'83	$(H_{1/3})_{max}$	4.82	4.07	3.08	3.85	4.22
	$(T_{1/3})_{max}$	9.60	9.27	8.80	10.90	8.34
'84	$(H_{1/3})_{max}$	4.37	4.02	4.83	4.51	4.83
	$(T_{1/3})_{max}$	9.00	8.77	10.10	9.30	10.10
累季・年	$(H_{1/3})_{max}$	5.32	4.45	4.83	7.41	7.41
	$(T_{1/3})_{max}$	10.70	9.54	10.10	9.96	9.96

付表－1.34b　　那覇港　期間別平均有義波(1)

月別平均有義波

年	項目 \ 月	1	2	3	4	5	6	7	8	9	10	11	12
'70	$(H_{1/3})_{mean}$												
	$(T_{1/3})_{mean}$												
'71	$(H_{1/3})_{mean}$												
	$(T_{1/3})_{mean}$												
'72	$(H_{1/3})_{mean}$												
	$(T_{1/3})_{mean}$												
'73	$(H_{1/3})_{mean}$							0.50 (0.592)	0.52 (0.647)	0.50 (0.348)	1.05 (0.657)	1.31 (0.638)	1.40 (0.944)
	$(T_{1/3})_{mean}$							4.02 (3.846)	3.75 (3.142)	4.60 (2.756)	6.19 (2.292)	6.20 (1.673)	6.45 (1.985)
'74	$(H_{1/3})_{mean}$	1.19 (0.624)	1.45 (1.022)	0.84 (0.704)	0.50 (0.545)	0.37 (0.437)	0.65 (0.369)	0.41 (0.420)	0.82 (0.969)	0.60 (0.604)	0.90 (0.713)	1.29 (0.737)	1.24 (0.871)
	$(T_{1/3})_{mean}$	6.20 (1.406)	6.31 (2.490)	4.79 (2.857)	3.38 (2.949)	2.70 (2.801)	5.54 (2.379)	3.84 (3.173)	4.04 (3.795)	3.86 (3.153)	5.28 (3.201)	6.73 (2.223)	5.69 (2.871)
'75	$(H_{1/3})_{mean}$	1.14 (0.768)	1.48 (0.991)	1.09 (0.661)	0.75 (0.558)	0.62 (0.406)	0.58 (0.456)	0.45 (0.393)	0.86 (0.510)	0.24 (0.340)	0.91 (0.477)	1.30 (1.038)	1.53 (0.925)
	$(T_{1/3})_{mean}$	6.43 (2.335)	6.72 (1.791)	6.15 (1.950)	5.33 (2.266)	4.73 (2.260)	4.34 (2.582)	3.62 (2.811)	6.50 (2.060)	2.53 (3.440)	6.31 (2.156)	6.29 (2.132)	6.97 (2.041)
'76	$(H_{1/3})_{mean}$	1.40 (0.725)	1.07 (0.848)	1.02 (0.726)	—	—	—	—	—	—	0.91 (0.604)	1.71 (0.956)	1.28 (0.952)
	$(T_{1/3})_{mean}$	7.38 (1.187)	6.84 (1.237)	6.41 (1.403)	—	—	—	—	—	—	6.27 (1.347)	7.30 (1.478)	6.45 (2.159)
'77	$(H_{1/3})_{mean}$	1.36 (0.673)	1.49 (1.033)	0.96 (1.036)	0.39 (0.396)	0.46 (0.435)	0.69 (0.289)	0.50 (0.429)	0.73 (0.580)	0.72 (0.672)	0.67 (0.641)	1.32 (0.800)	0.91 (0.703)
	$(T_{1/3})_{mean}$	7.22 (0.902)	6.37 (2.241)	5.34 (2.922)	3.36 (2.817)	3.98 (2.873)	5.51 (1.517)	4.26 (3.368)	5.42 (2.681)	5.56 (2.855)	4.16 (2.935)	6.01 (2.234)	5.76 (1.969)

季別・年平均有義波

年	項目 \ 季・年	冬	春	夏	秋	年
'70	$(H_{1/3})_{mean}$					
	$(T_{1/3})_{mean}$					
'71	$(H_{1/3})_{mean}$					
	$(T_{1/3})_{mean}$					
'72	$(H_{1/3})_{mean}$					
	$(T_{1/3})_{mean}$					
'73	$(H_{1/3})_{mean}$			0.51 (0.626)	1.04 (0.668)	0.92 (0.782)
	$(T_{1/3})_{max}$			3.85 (3.429)	5.87 (2.280)	5.26 (2.901)
'74	$(H_{1/3})_{mean}$	1.34 (0.887)	0.68 (0.660)	0.65 (0.723)	0.94 (0.744)	0.93 (0.808)
	$(T_{1/3})_{mean}$	6.32 (2.017)	4.10 (2.996)	4.37 (3.355)	5.32 (3.113)	5.12 (3.056)
'75	$(H_{1/3})_{mean}$	1.33 (0.920)	0.83 (0.590)	0.62 (0.482)	0.78 (0.805)	0.89 (0.770)
	$(T_{1/3})_{mean}$	6.24 (2.433)	5.42 (2.237)	4.74 (2.792)	4.93 (3.244)	5.41 (2.725)
'76	$(H_{1/3})_{mean}$	1.36 (0.869)	1.02 (0.726)	—	1.44 (0.934)	1.29 (0.886)
	$(T_{1/3})_{mean}$	7.05 (1.615)	6.41 (1.403)	—	6.96 (1.515)	6.83 (1.626)
'77	$(H_{1/3})_{mean}$	1.37 (0.904)	0.66 (0.795)	0.64 (0.461)	0.90 (0.763)	0.87 (0.771)
	$(T_{1/3})_{mean}$	6.68 (1.913)	4.45 (2.994)	5.06 (2.702)	5.22 (2.815)	5.32 (2.733)

付表－1.34b　　那覇港　期間別平均有義波(2)

月別平均有義波

年	項目＼月	1	2	3	4	5	6	7	8	9	10	11	12
'78	$(H_{1/3})_{mean}$	1.59 (0.897)	1.42 (0.881)	1.13 (0.771)	0.68 (0.525)	0.55 (0.339)	—	—	—	0.52 (0.269)	1.21 (0.779)	1.26 (0.877)	1.23 (0.922)
	$(T_{1/3})_{mean}$	6.98 (1.657)	6.68 (1.671)	6.52 (1.926)	4.89 (2.422)	4.65 (2.224)	—	—	—	6.14 (2.575)	6.18 (2.287)	5.91 (1.807)	5.90 (2.750)
'79	$(H_{1/3})_{mean}$	1.10 (0.845)	1.17 (0.766)	1.14 (0.739)	0.95 (0.592)	0.63 (0.349)	0.50 (0.252)	0.59 (0.259)	0.99 (0.757)	1.01 (1.265)	1.29 (1.025)	1.45 (1.020)	1.01 (0.691)
	$(T_{1/3})_{mean}$	6.09 (2.233)	6.56 (1.211)	6.66 (1.306)	6.40 (1.026)	5.57 (0.965)	5.46 (0.611)	6.30 (1.265)	7.17 (1.614)	6.02 (1.578)	6.26 (1.585)	6.83 (1.496)	6.24 (0.989)
'80	$(H_{1/3})_{mean}$	1.47 (0.902)	1.36 (0.679)	1.12 (0.681)	0.91 (0.518)	0.72 (0.446)	0.42 (0.138)	0.68 (0.321)	0.53 (0.341)	1.01 (0.960)	1.10 (1.013)	1.25 (0.685)	1.70 (1.005)
	$(T_{1/3})_{mean}$	7.08 (1.358)	6.79 (1.092)	6.45 (1.339)	5.97 (1.265)	5.89 (1.156)	5.02 (0.756)	6.58 (1.431)	5.75 (1.199)	6.47 (1.597)	6.51 (1.797)	6.91 (1.782)	7.33 (1.545)
'81	$(H_{1/3})_{mean}$	1.37 (0.862)	1.38 (0.812)	1.00 (0.658)	0.75 (0.584)	0.65 (0.511)	0.65 (0.370)	0.52 (0.353)	0.60 (0.521)	0.89 (0.628)	1.21 (0.962)	1.22 (0.831)	1.47 (1.010)
	$(T_{1/3})_{mean}$	6.64 (1.350)	6.74 (1.369)	6.19 (1.233)	5.60 (1.207)	5.34 (0.964)	6.26 (1.652)	5.76 (1.332)	5.96 (1.325)	6.51 (1.442)	6.49 (1.536)	6.59 (1.382)	6.72 (1.427)
'82	$(H_{1/3})_{mean}$	1.39 (0.890)	1.28 (0.594)	0.96 (0.584)	0.91 (0.796)	0.55 (0.393)	0.73 (0.360)	0.64 (0.396)	0.97 (0.781)	0.87 (0.706)	0.89 (0.641)	1.06 (0.804)	1.41 (1.096)
	$(T_{1/3})_{mean}$	7.04 (1.295)	6.63 (1.045)	6.12 (1.298)	5.88 (1.527)	4.99 (0.809)	5.42 (1.089)	6.37 (2.288)	7.17 (1.517)	6.85 (1.610)	6.24 (1.257)	6.68 (1.402)	6.99 (1.509)
'83	$(H_{1/3})_{mean}$	1.25 (0.760)	1.29 (0.730)	1.25 (0.831)	0.68 (0.455)	0.72 (0.494)	0.80 (0.377)	0.77 (0.420)	0.83 (0.682)	0.73 (0.661)	0.81 (0.572)	1.47 (0.825)	1.61 (0.934)
	$(T_{1/3})_{mean}$	6.29 (1.449)	6.39 (1.220)	6.44 (1.398)	5.41 (0.986)	5.49 (1.008)	5.92 (0.928)	6.32 (1.408)	5.64 (1.433)	5.91 (1.965)	6.20 (0.985)	6.25 (1.394)	6.81 (1.377)
'84	$(H_{1/3})_{mean}$	1.52 (0.748)	1.59 (0.982)	1.09 (0.688)	0.87 (0.663)	0.53 (0.342)	0.53 (0.229)	0.52 (0.254)	0.84 (0.840)	0.55 (0.224)	1.16 (0.824)	1.07 (0.755)	1.61 (0.844)
	$(T_{1/3})_{mean}$	6.81 (1.201)	6.98 (1.362)	6.31 (1.334)	5.91 (1.320)	5.09 (0.914)	5.51 (0.803)	5.46 (0.921)	6.22 (1.774)	5.49 (0.923)	6.14 (1.251)	6.31 (1.316)	7.08 (1.200)
累月	$(H_{1/3})_{mean}$	1.36 (0.816)	1.37 (0.871)	1.06 (0.752)	0.78 (0.602)	0.60 (0.431)	0.62 (0.347)	0.57 (0.398)	0.77 (0.707)	0.72 (0.752)	1.02 (0.794)	1.31 (0.854)	1.38 (0.948)
	$(T_{1/3})_{mean}$	6.75 (1.548)	6.63 (1.606)	6.13 (1.891)	5.47 (1.902)	5.06 (1.737)	5.44 (1.570)	5.35 (2.544)	5.75 (2.473)	5.47 (2.572)	6.01 (2.110)	6.51 (1.757)	6.56 (1.958)

季別・年平均有義波

年	項目＼季・年	冬	春	夏	秋	年
'78	$(H_{1/3})_{mean}$	1.36 (0.889)	0.83 (0.655)	—	1.19 (0.824)	1.16 (0.846)
	$(T_{1/3})_{mean}$	6.57 (1.809)	5.49 (2.350)	—	6.05 (2.106)	6.04 (2.250)
'79	$(H_{1/3})_{mean}$	1.17 (0.851)	0.90 (0.617)	0.69 (0.532)	1.25 (1.122)	0.99 (0.821)
	$(T_{1/3})_{mean}$	6.17 (2.202)	6.19 (1.201)	6.32 (1.423)	6.37 (1.590)	6.29 (1.464)
'80	$(H_{1/3})_{mean}$	1.28 (0.791)	0.92 (0.581)	0.55 (0.303)	1.12 (0.903)	1.02 (0.793)
	$(T_{1/3})_{mean}$	6.70 (1211)	6.11 (1.280)	5.79 (1.329)	6.63 (1.739)	6.40 (1.520)
'81	$(H_{1/3})_{mean}$	1.49 (0.912)	0.80 (0.605)	0.59 (0.425)	1.11 (0.833)	0.97 (0.779)
	$(T_{1/3})_{mean}$	6.91 (1.459)	5.71 (1.196)	5.99 (1.457)	6.53 (1.456)	6.23 (1.433)
'82	$(H_{1/3})_{mean}$	1.38 (0.860)	0.80 (0.638)	0.78 (0.567)	0.94 (0.725)	0.97 (0.751)
	$(T_{1/3})_{mean}$	6.80 (1.285)	5.66 (1.338)	6.33 (1.854)	6.58 (1.451)	6.36 (1.574)
'83	$(H_{1/3})_{mean}$	1.32 (0.885)	0.89 (0.672)	0.80 (0.513)	1.00 (0.768)	1.02 (0.740)
	$(T_{1/3})_{mean}$	6.56 (1.437)	5.78 (1.240)	5.96 (1.312)	6.13 (1.497)	6.09 (1.384)
'84	$(H_{1/3})_{mean}$	1.57 (0.890)	0.83 (0.630)	0.63 (0.546)	0.93 (0.713)	0.98 (0.777)
	$(T_{1/3})_{mean}$	6.86 (1.316)	5.76 (1.307)	5.73 (1.296)	5.98 (1.229)	6.10 (1.365)
累季・年	$(H_{1/3})_{mean}$	1.36 (0.883)	0.83 (0.648)	0.65 (0.526)	1.04 (0.838)	0.99 (0.793)
	$(T_{1/3})_{mean}$	6.63 (1.741)	5.59 (1.902)	5.52 (2.271)	6.03 (2.183)	5.97 (2.079)

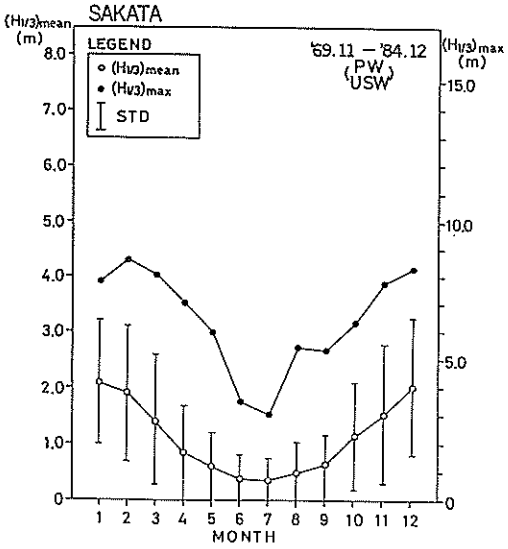

a　月別最大有義波高及び平均有義波高

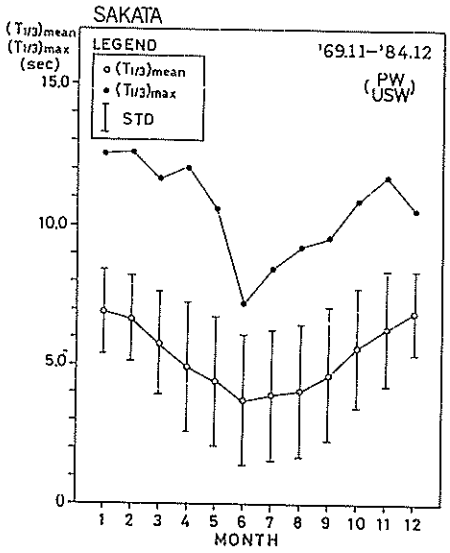

b　月別最大有義波周期及び平均有義波周期

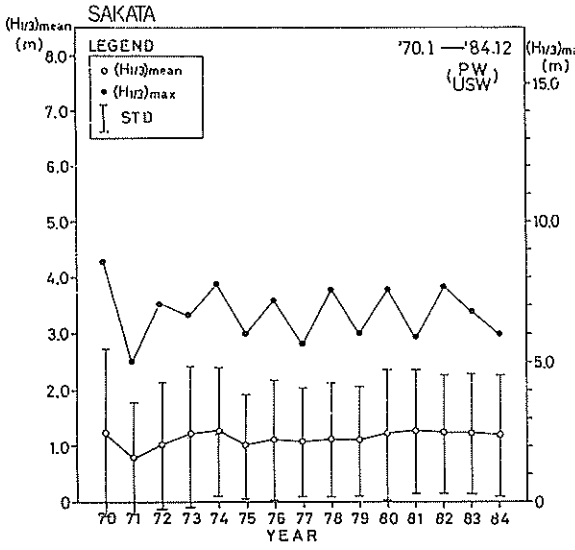

c　年別最大有義波高及び平均有義波高

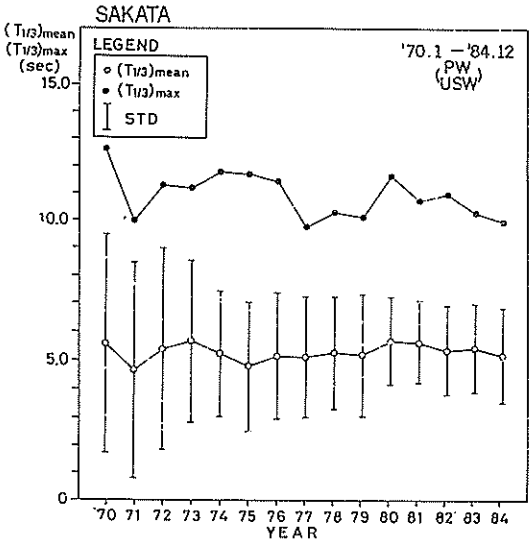

d　年別最大有義波周期及び平均有義波周期

付図－1.1(1)　酒田港（PW，USW）期間別最大有義波及び平均有義波

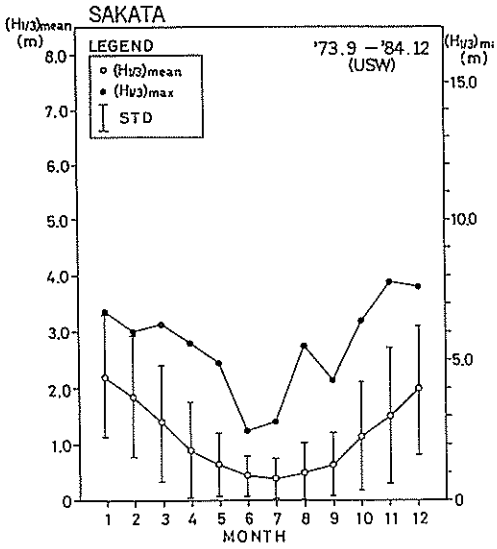

a　月別最大有義波高及び平均有義波高

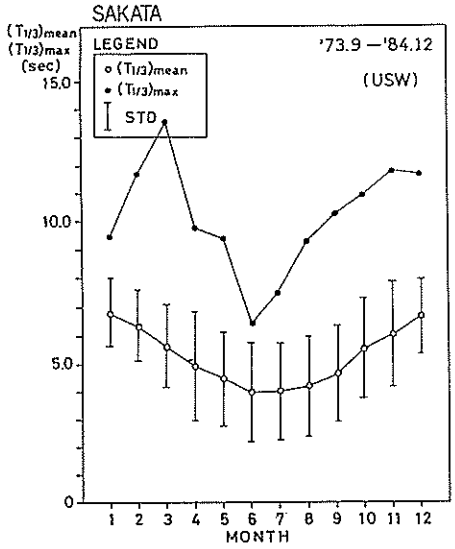

b　月別最大有義波周期及び平均有義波周期

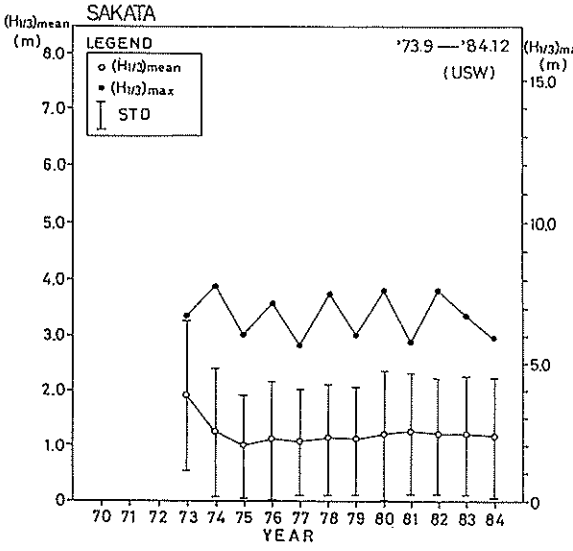

c　年別最大有義波高及び平均有義波高

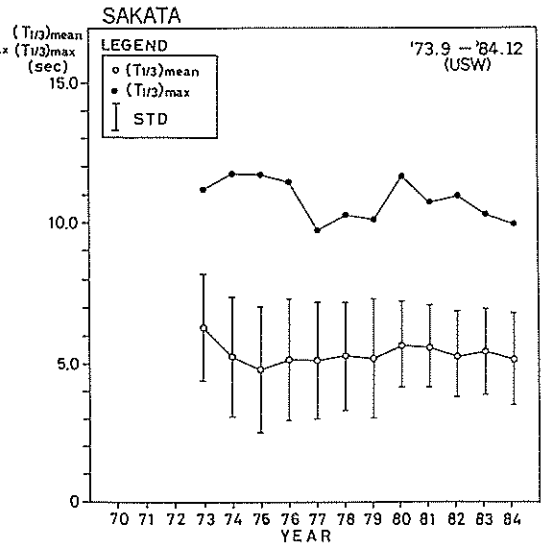

d　年別最大有義波周期及び平均有義波周期

付図－1.1(2)　酒田港（USW）　期間別最大有義波及び平均有義波

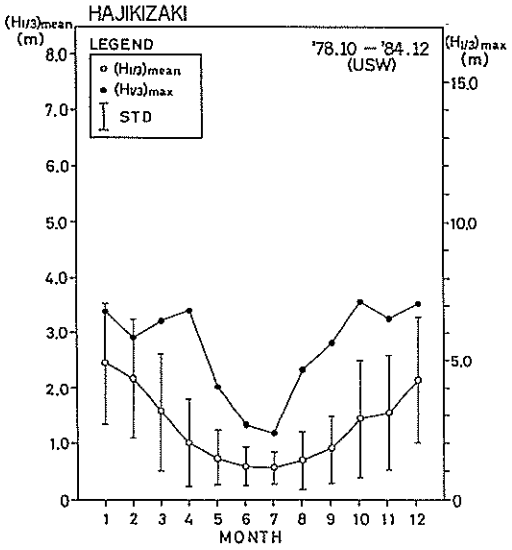

a　月別最大有義波高及び平均有義波高

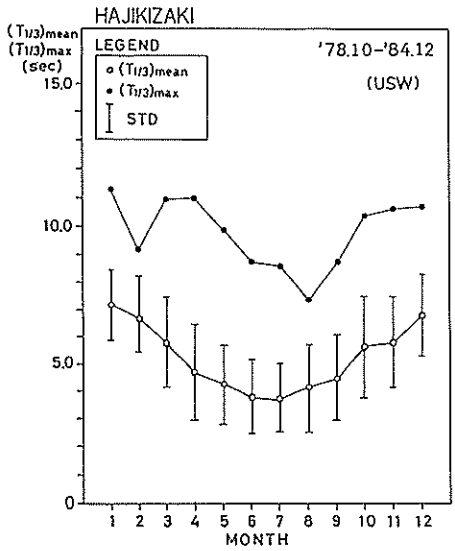

b　月別最大有義波周期及び平均有義波周期

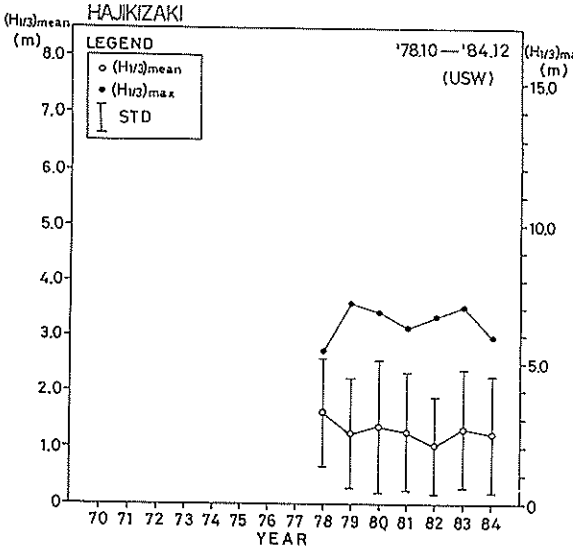

c　年別最大有義波高及び平均有義波高

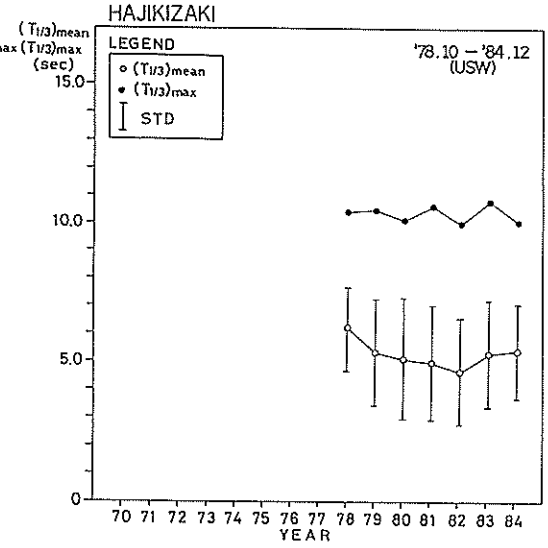

d　年別最大有義波周期及び平均有義波周期

付図－1.2　弾崎　期間別最大有義波及び平均有義波

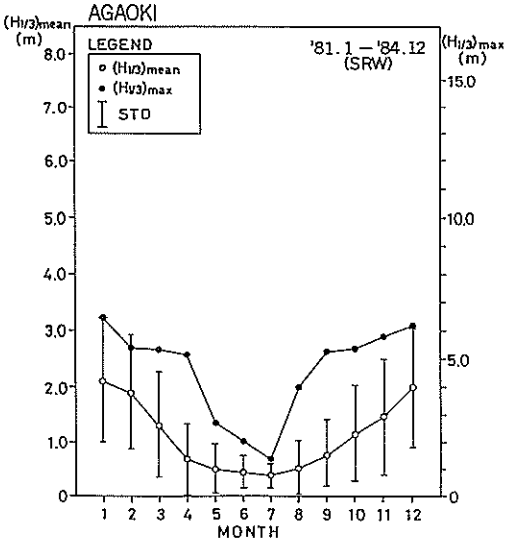

a　月別最大有義波高及び平均有義波高

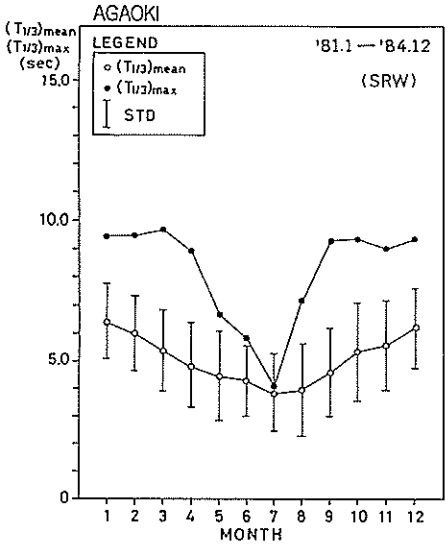

b　月別最大有義波周期及び平均有義波周期

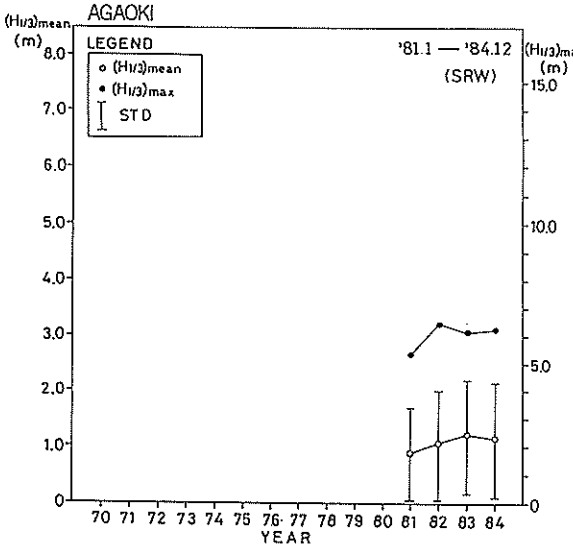

c　年別最大有義波高及び平均有義波高

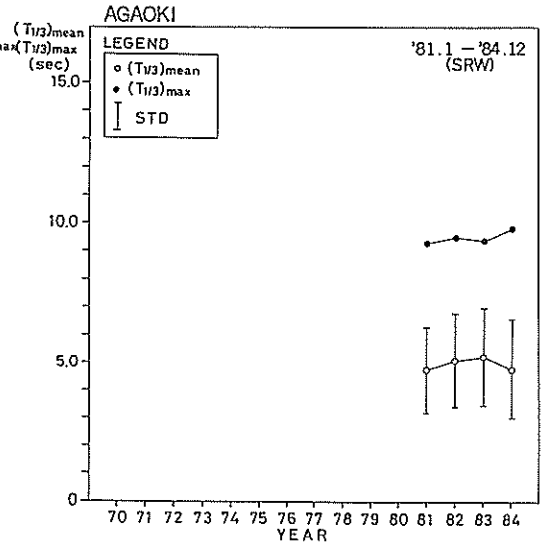

d　年別最大有義波周期及び平均有義波周期

付図－1.3　阿賀沖　期間別最大有義波及び平均有義波

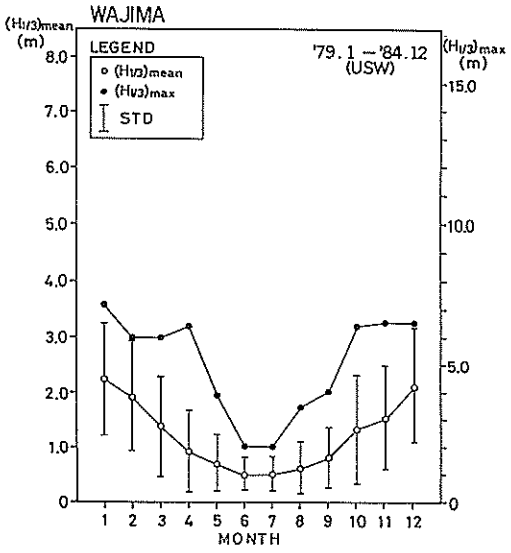

a　月別最大有義波高及び平均有義波高

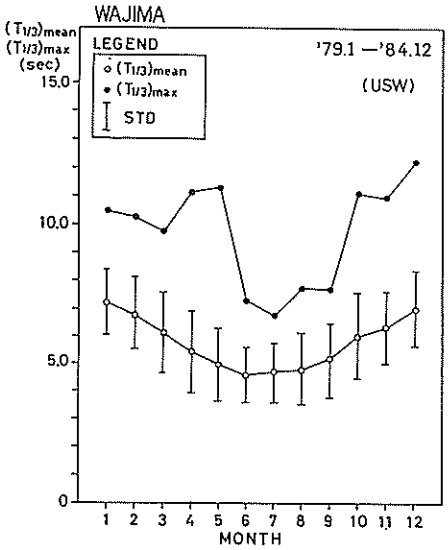

b　月別最大有義波周期及び平均有義波周期

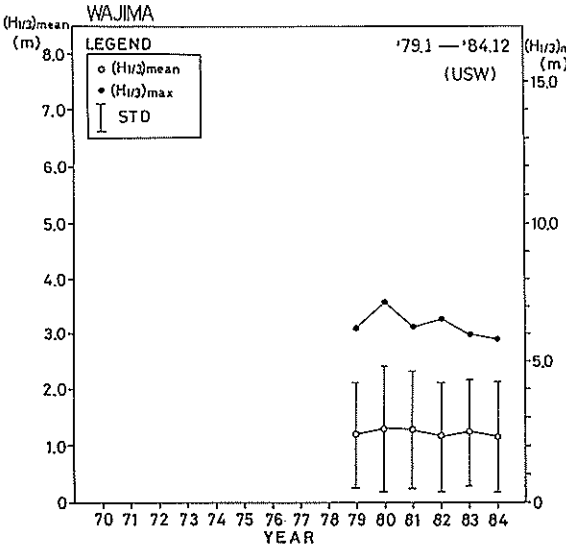

c　年別最大有義波高及び平均有義波高

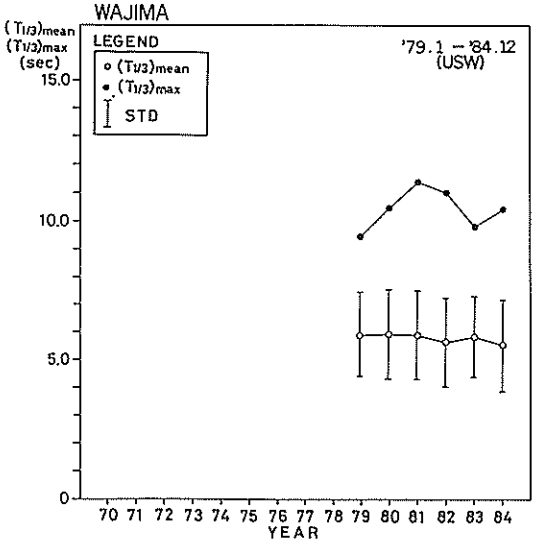

d　年別最大有義波周期及び平均有義波周期

付図－1.4　輪島港　期間別最大有義波及び平均有義波

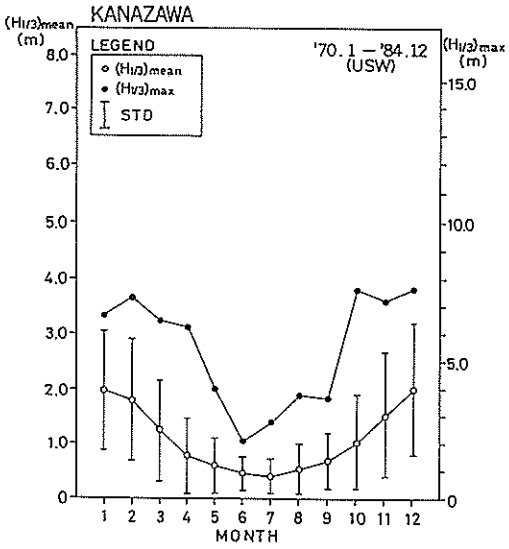

a　月別最大有義波高及び平均有義波高

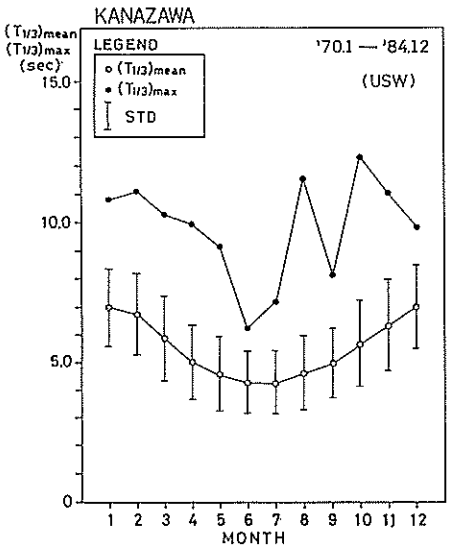

b　月別最大有義波周期及び平均有義波周期

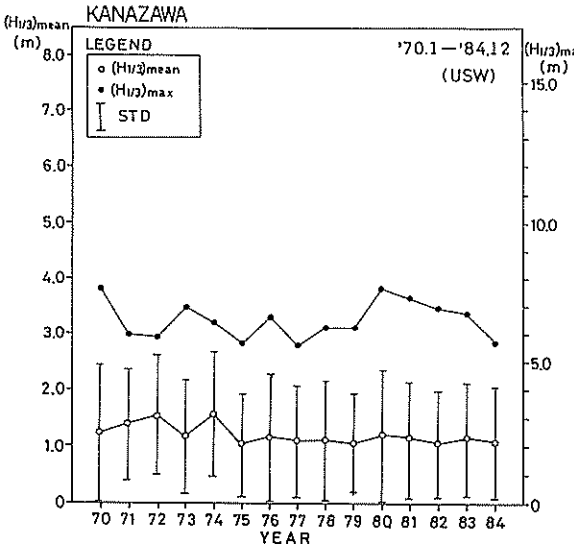

c　年別最大有義波高及び平均有義波高

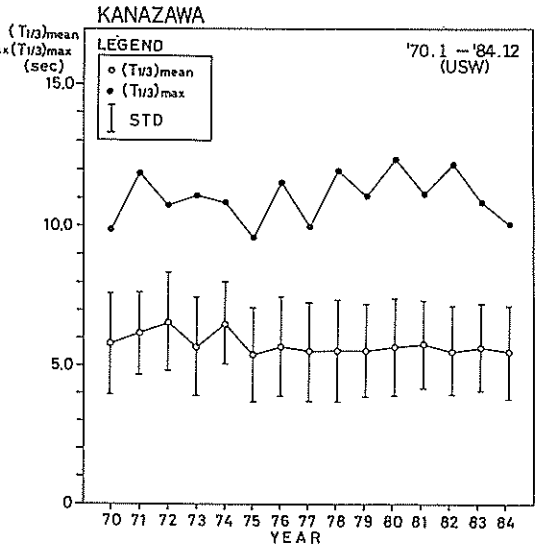

d　年別最大有義波周期及び平均有義波周期

付図－1.5　金沢港　期間別最大有義波及び平均有義波

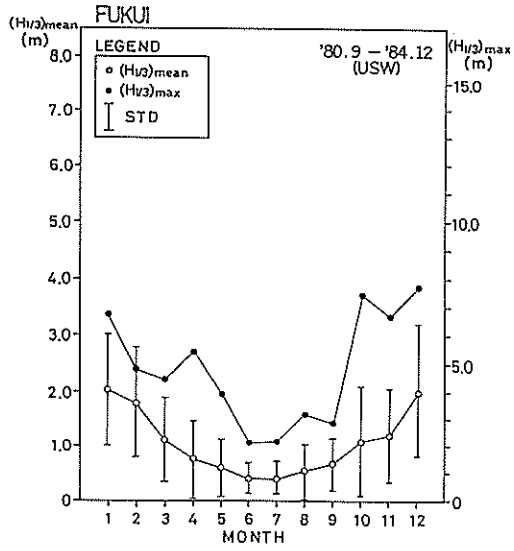

a　月別最大有義波高及び平均有義波高

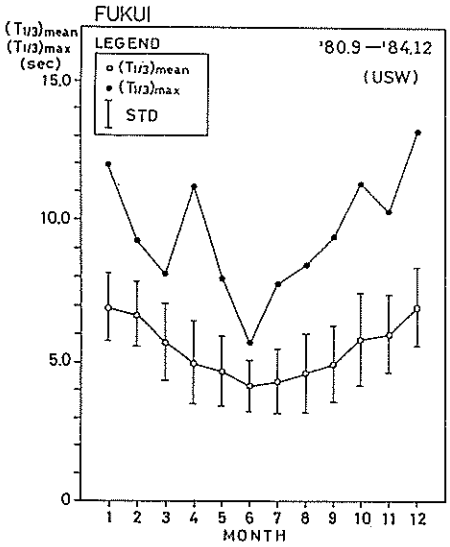

b　月別最大有義波周期及び平均有義波周期

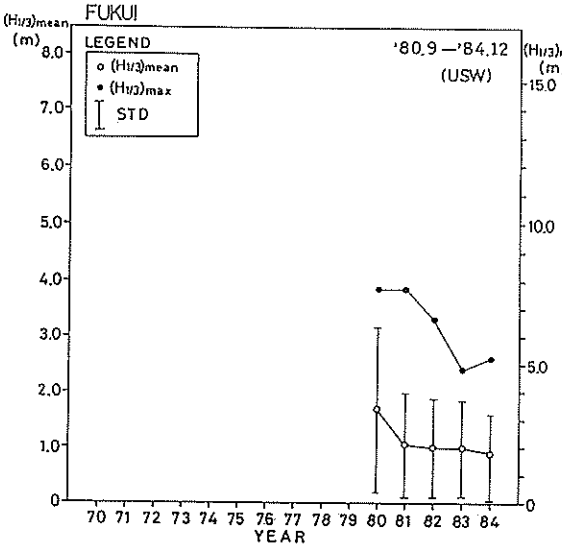

c　年別最大有義波高及び平均有義波高

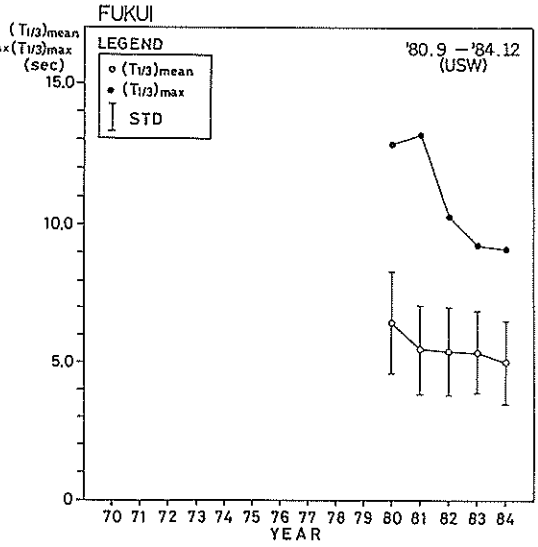

d　年別最大有義波周期及び平均有義波周期

付図－1.6　福井港　期間別最大有義波及び平均有義波

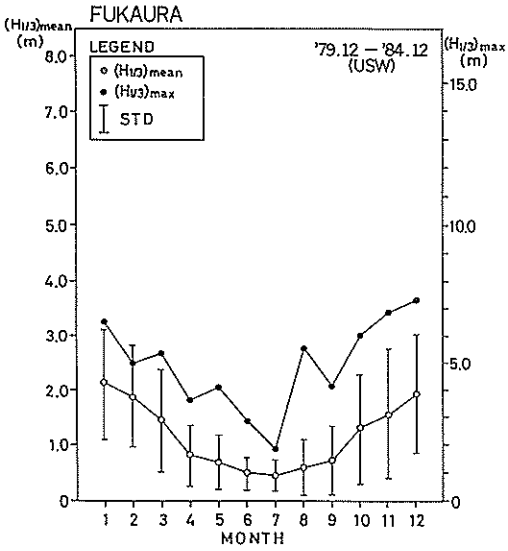

a　月別最大有義波高及び平均有義波高

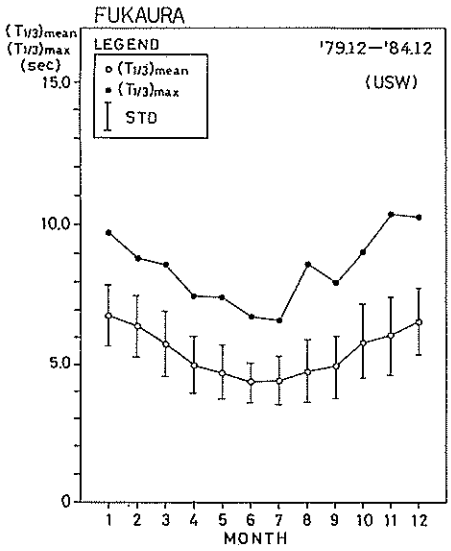

b　月別最大有義波周期及び平均有義波周期

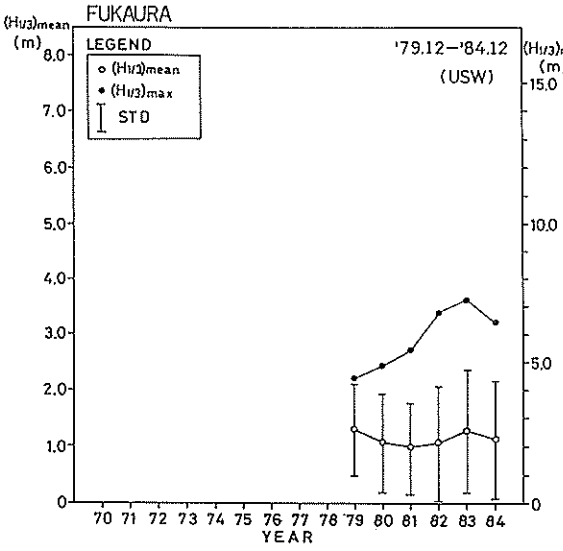

c　年別最大有義波高及び平均有義波高

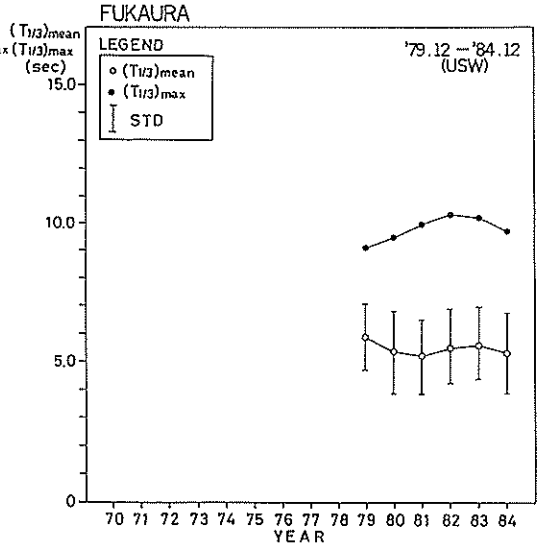

d　年別最大有義波周期及び平均有義波周期

付図－1.7　深浦港　期間別最大有義波及び平均有義波

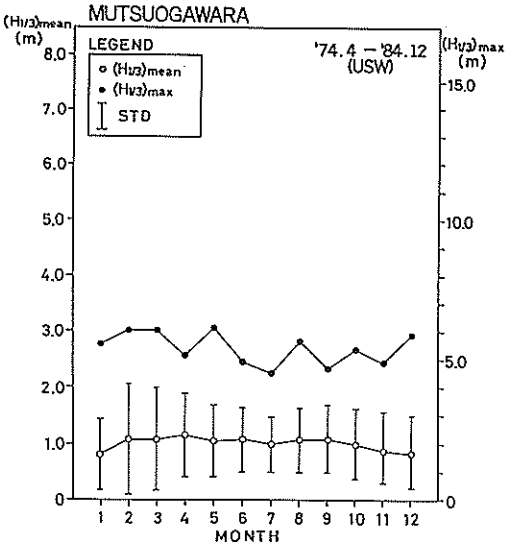

a　月別最大有義波高及び平均有義波高

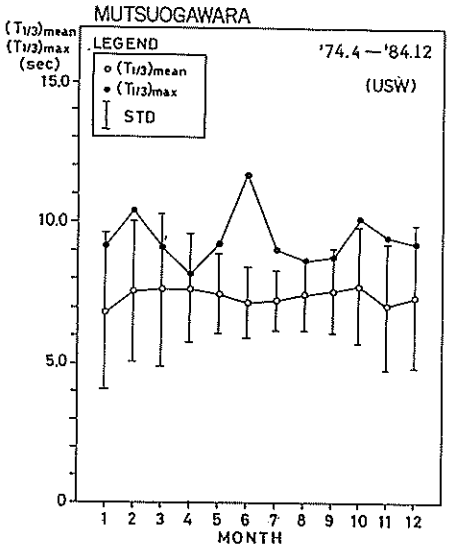

b　月別最大有義波周期及び平均有義波周期

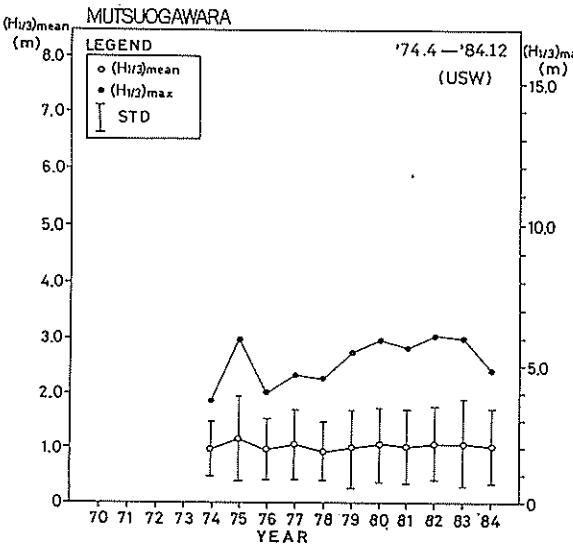

c　年別最大有義波高及び平均有義波高

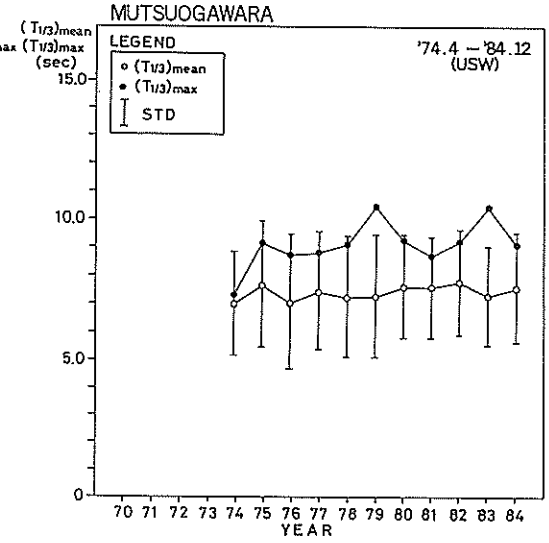

d　年別最大有義波周期及び平均有義波周期

付図－1.8　むつ小川原港　期間別最大有義波及び平均有義波

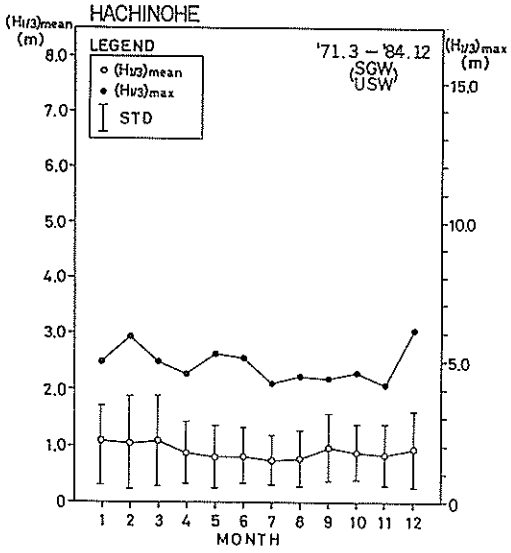

a　月別最大有義波高及び平均有義波高

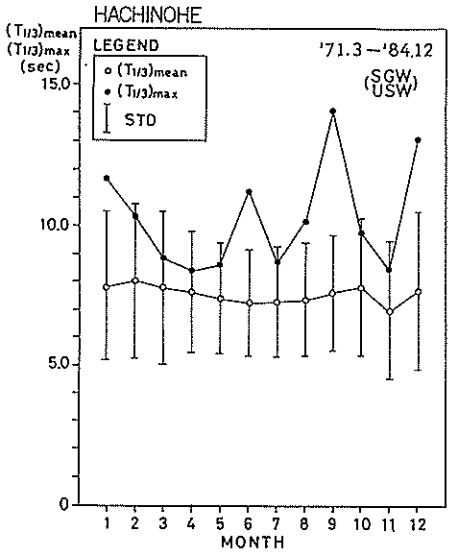

b　月別最大有義波周期及び平均有義波周期

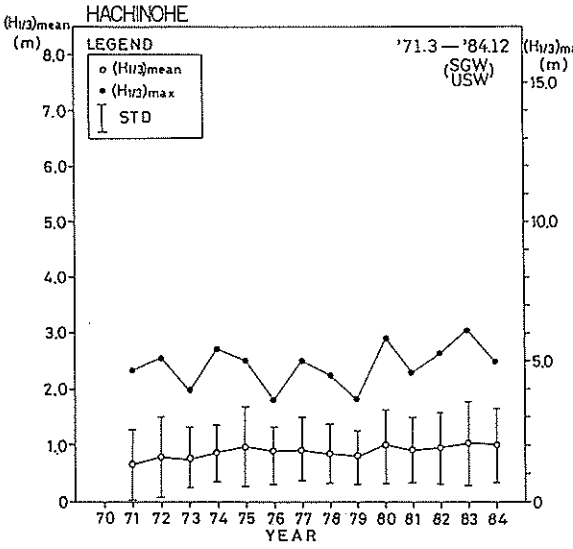

c　年別最大有義波高及び平均有義波高

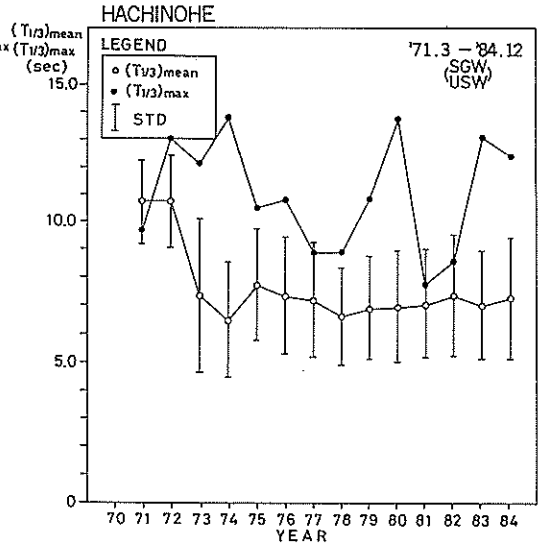

d　年別最大有義波周期及び平均有義波周期

付図－1.9(1)　八戸港（SGW, USW）期間別最大有義波及び平均有義波

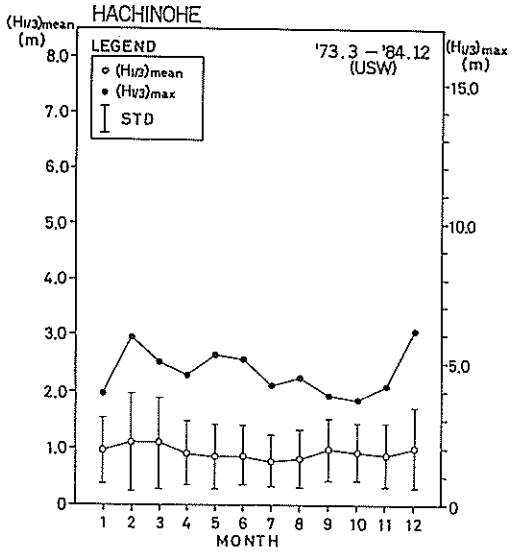

a　月別最大有義波高及び平均有義波高

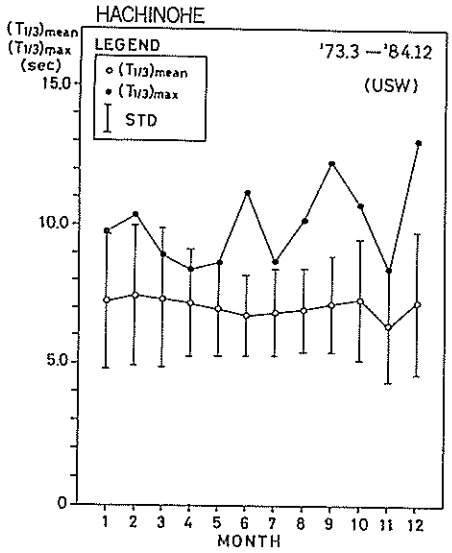

b　月別最大有義波周期及び平均有義波周期

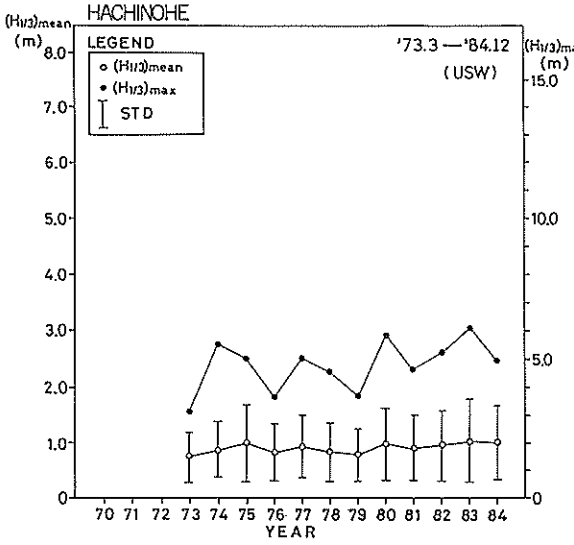

c　年別最大有義波高及び平均有義波高

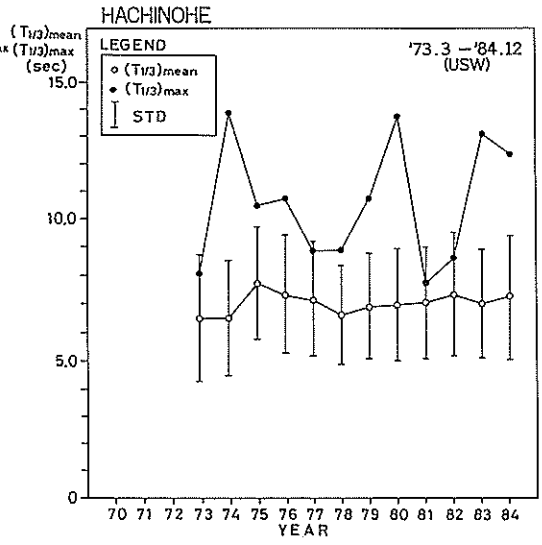

d　年別最大有義波周期及び平均有義波周期

付図－1.9(2)　八戸港（USW）　期間別最大有義波及び平均有義波

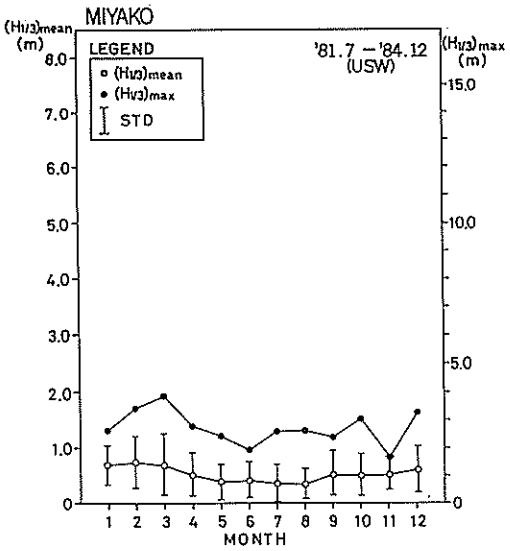

a　月別最大有義波高及び平均有義波高

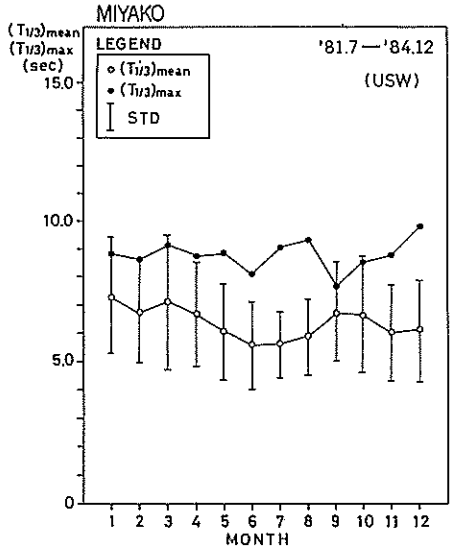

b　月別最大有義波周期及び平均有義波周期

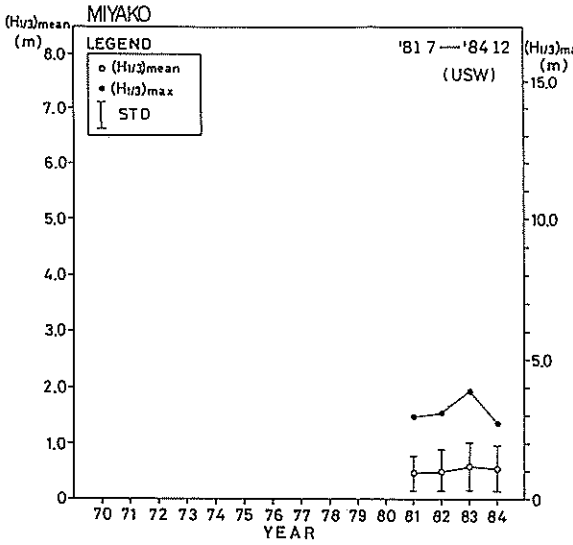

c　年別最大有義波高及び平均有義波高

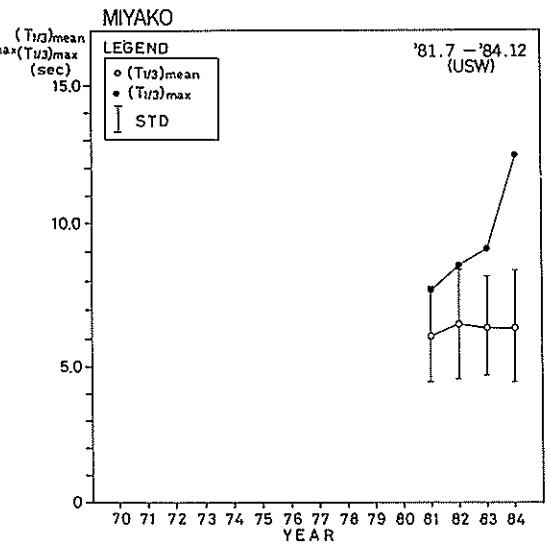

d　年別最大有義波周期及び平均有義波周期

付図－1.10　宮古港　期間別最大有義波及び平均有義波

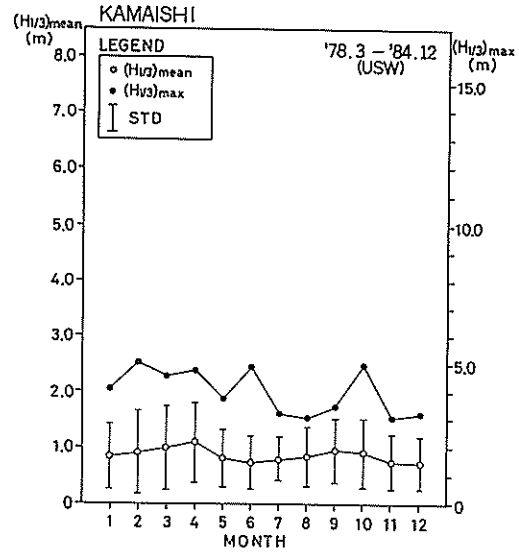

a　月別最大有義波高及び平均有義波高

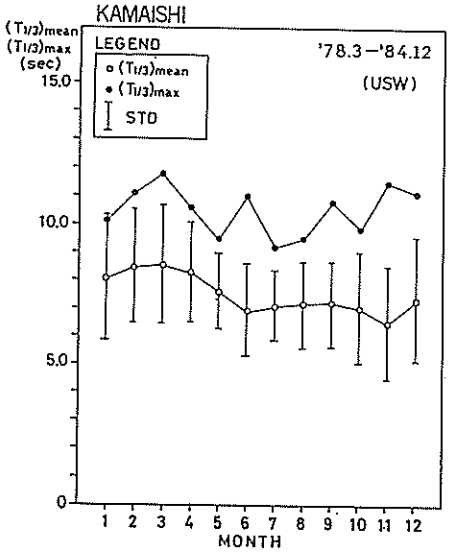

b　月別最大有義波周期及び平均有義波周期

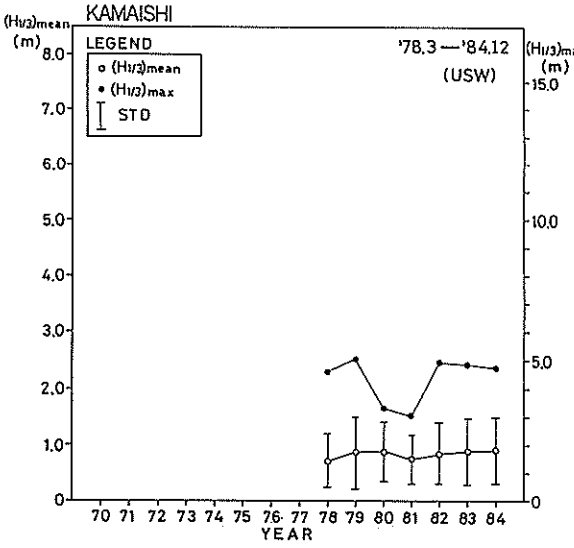

c　年別最大有義波高及び平均有義波高

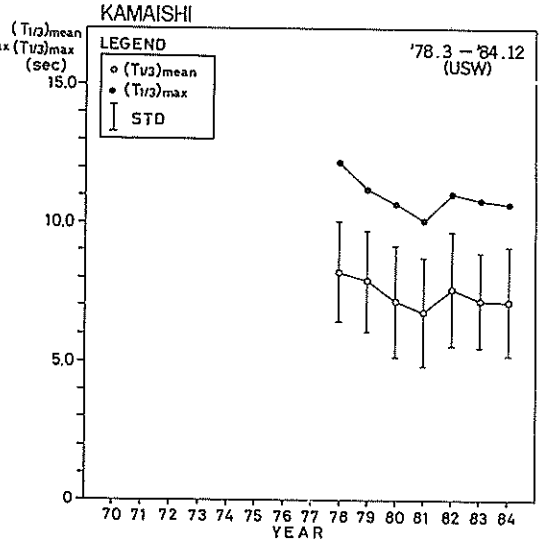

d　年別最大有義波周期及び平均有義波周期

付図－1.11　釜石港　期間別最大有義波及び平均有義波

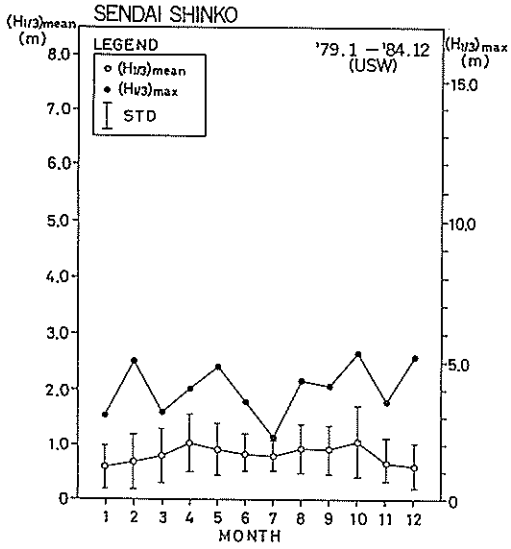

a　月別最大有義波高及び平均有義波高

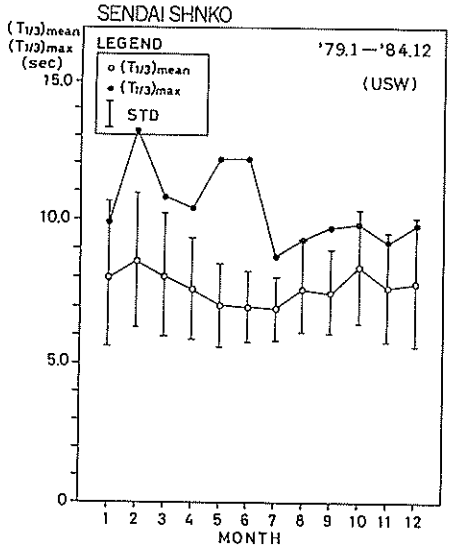

b　月別最大有義波周期及び平均有義波周期

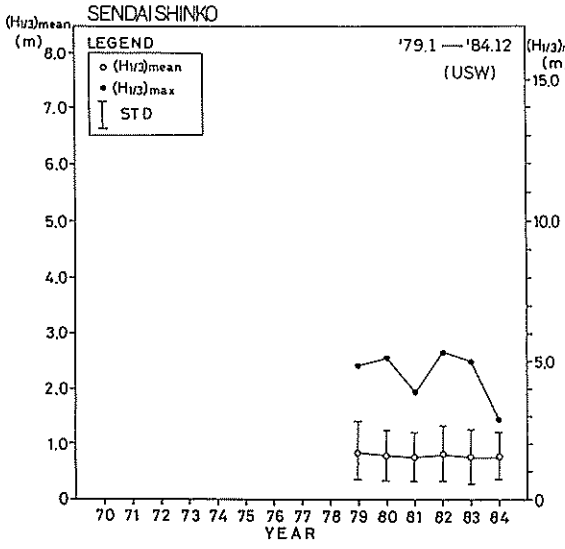

c　年別最大有義波高及び平均有義波高

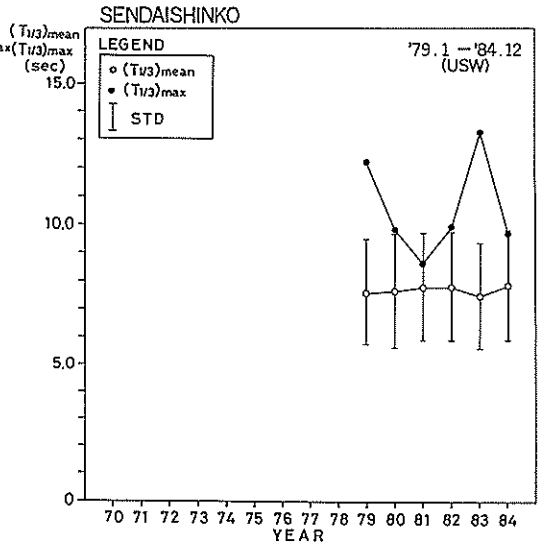

d　年別最大有義波周期及び平均有義波周期

付図－1.12　仙台新港　期間別最大有義波及び平均有義波

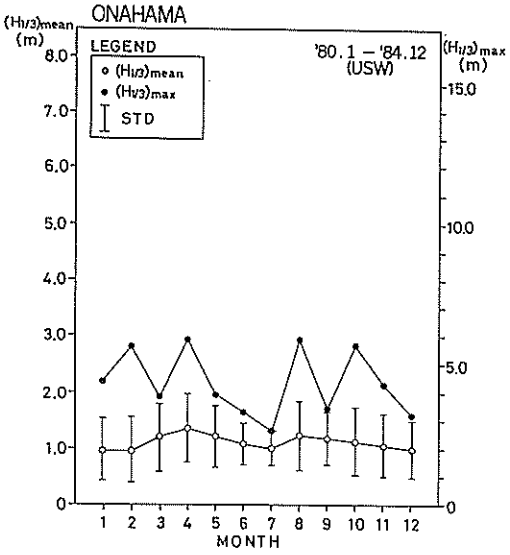

a　月別最大有義波高及び平均有義波高

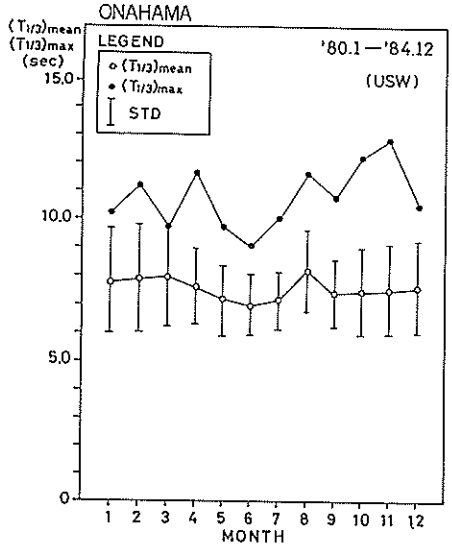

b　月別最大有義波周期及び平均有義波周期

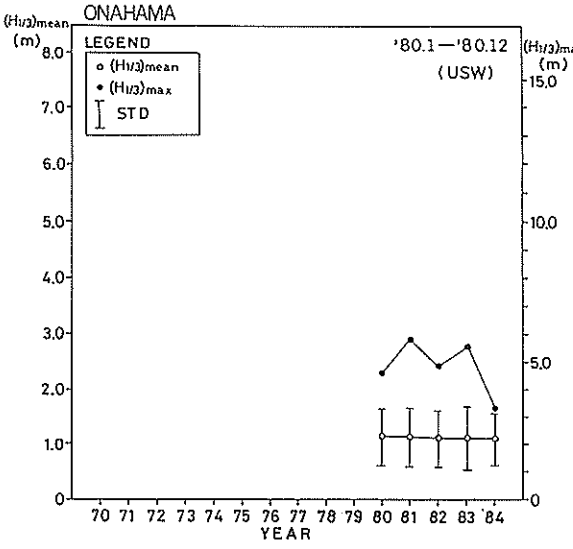

c　年別最大有義波高及び平均有義波高

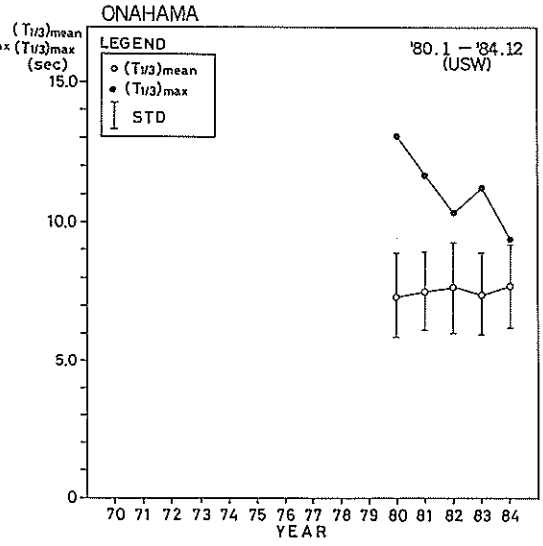

d　年別最大有義波周期及び平均有義波周期

付図－1.13　小名浜港　期間別最大有義波及び平均有義波

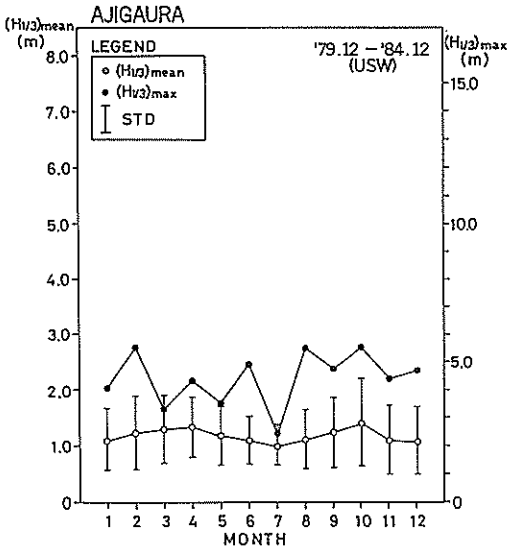

a　月別最大有義波高及び平均有義波高

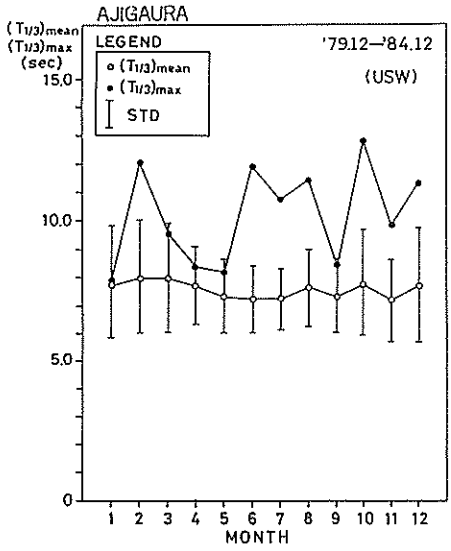

b　月別最大有義波周期及び平均有義波周期

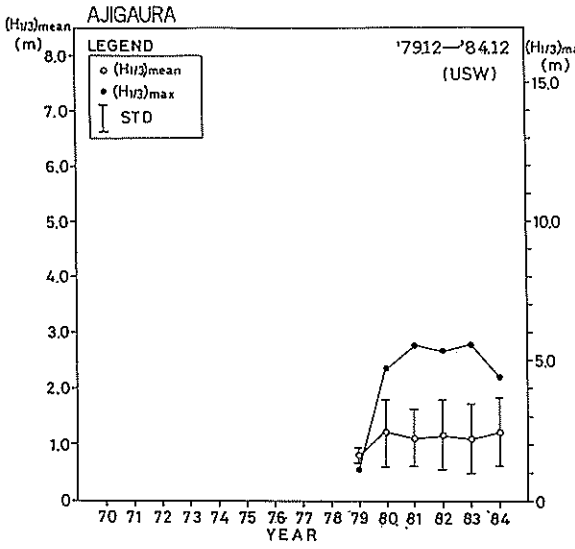

c　年別最大有義波高及び平均有義波高

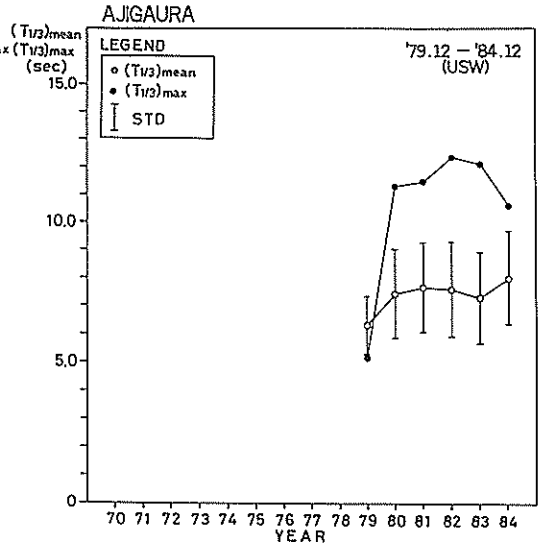

d　年別最大有義波周期及び平均有義波周期

付図－1.14　阿字ヶ浦　期間別最大有義波及び平均有義波

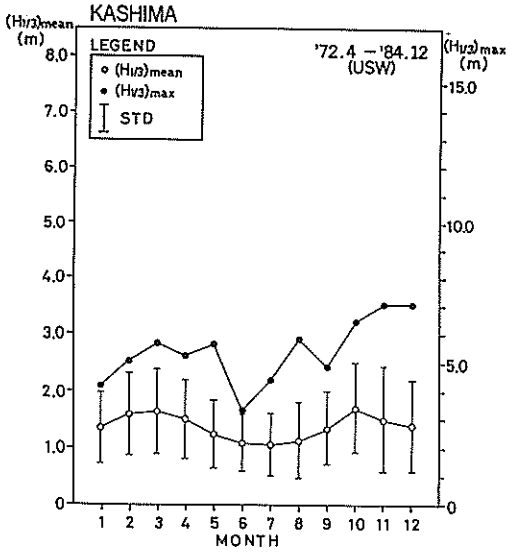

a　月別最大有義波高及び平均有義波高

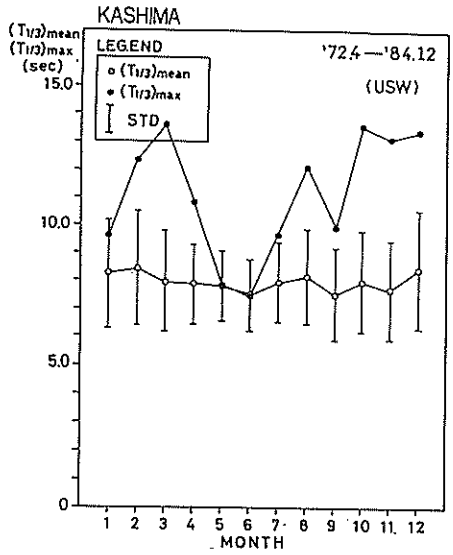

b　月別最大有義波周期及び平均有義波周期

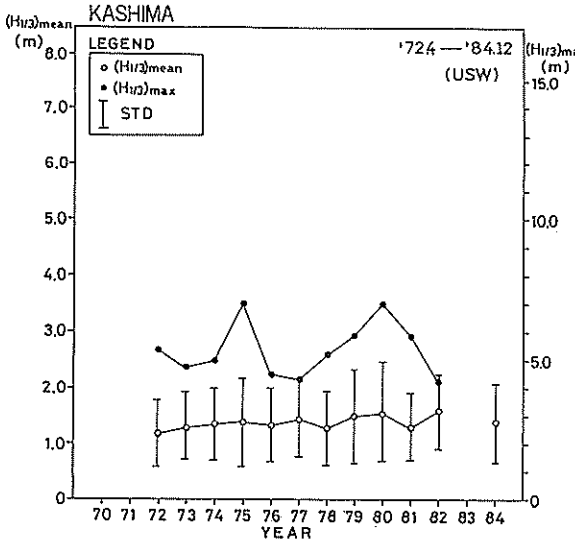

c　年別最大有義波高及び平均有義波高

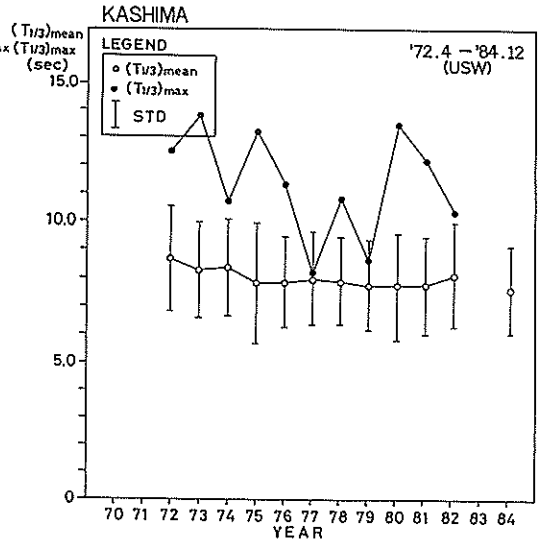

d　年別最大有義波周期及び平均有義波周期

付図－1.15　鹿島港　期間別最大有義波及び平均有義波

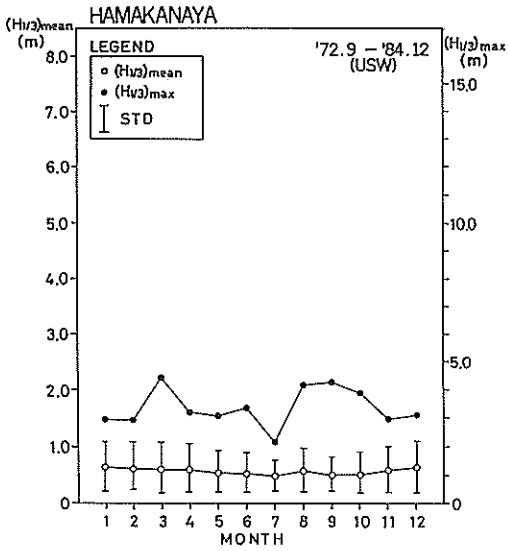

a　月別最大有義波高及び平均有義波高

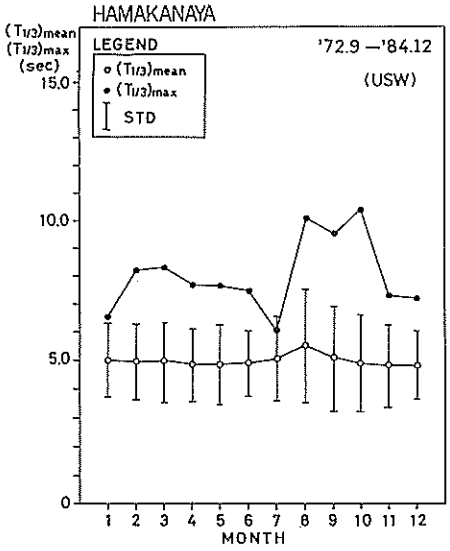

b　月別最大有義波周期及び平均有義波周期

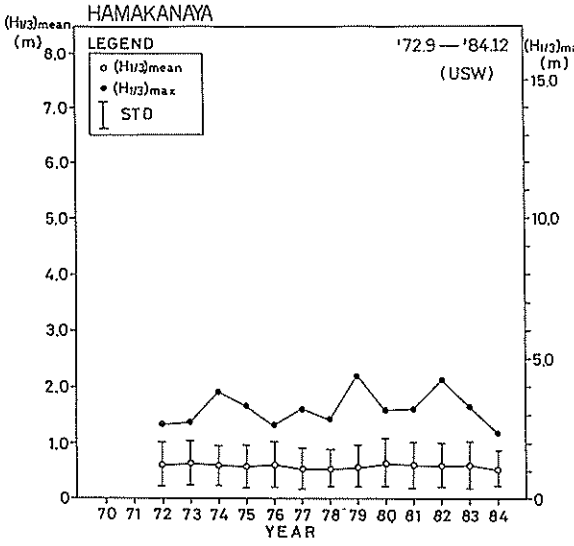

c　年別最大有義波高及び平均有義波高

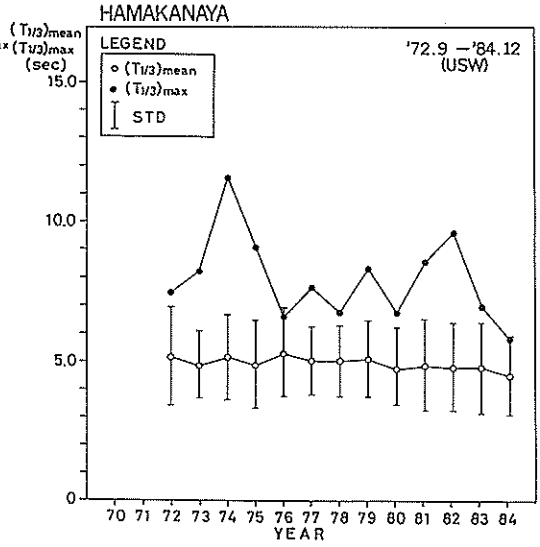

d　年別最大有義波周期及び平均有義波周期

付図－1.16　浜金谷　期間別最大有義波及び平均有義波

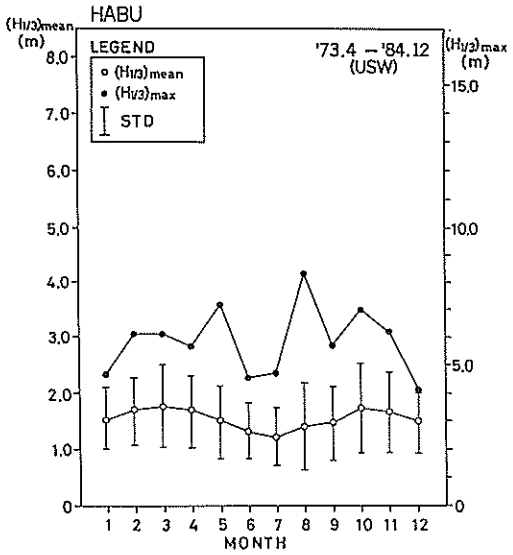

a　月別最大有義波高及び平均有義波高

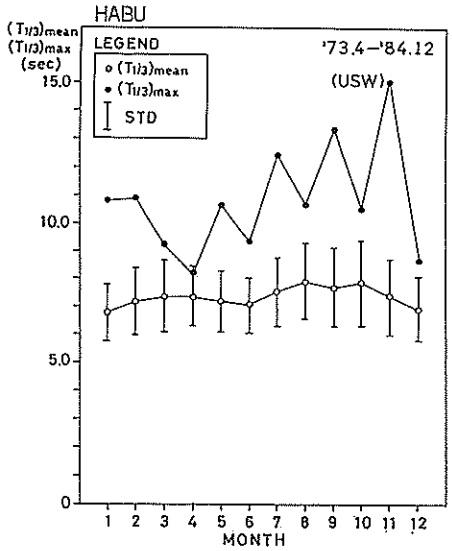

b　月別最大有義波周期及び平均有義波周期

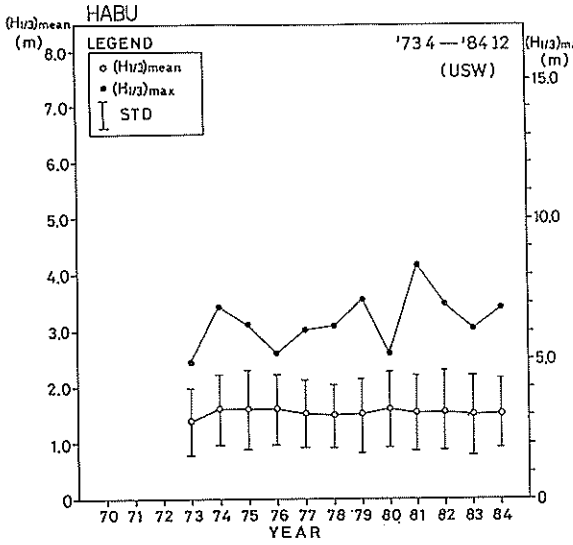

c　年別最大有義波高及び平均有義波高

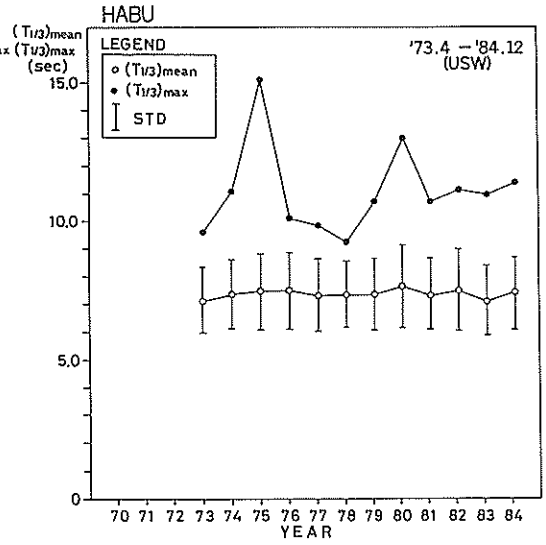

d　年別最大有義波周期及び平均有義波周期

付図－1.17　波浮港　期間別最大有義波及び平均有義波

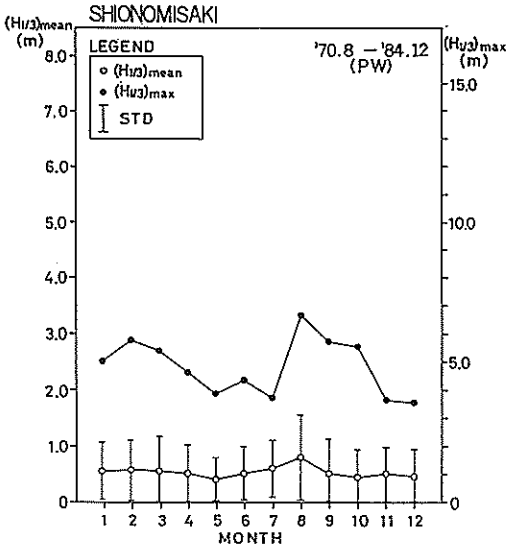

a　月別最大有義波高及び平均有義波高

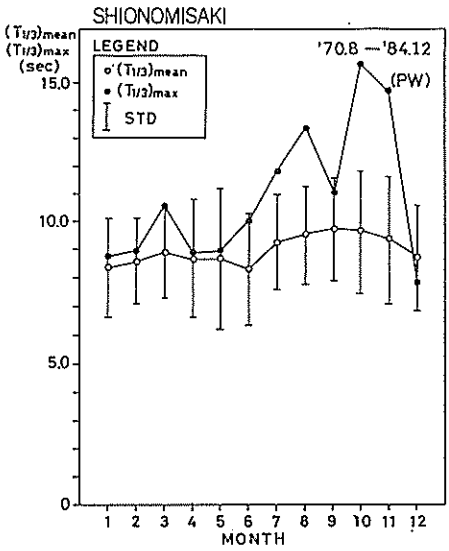

b　月別最大有義波周期及び平均有義波周期

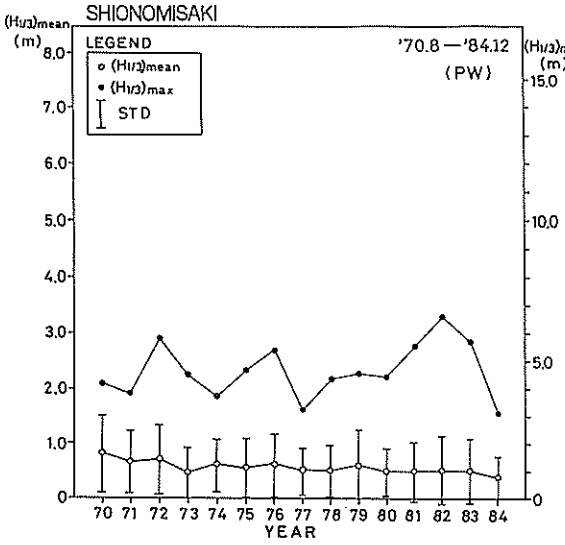

c　年別最大有義波高及び平均有義波高

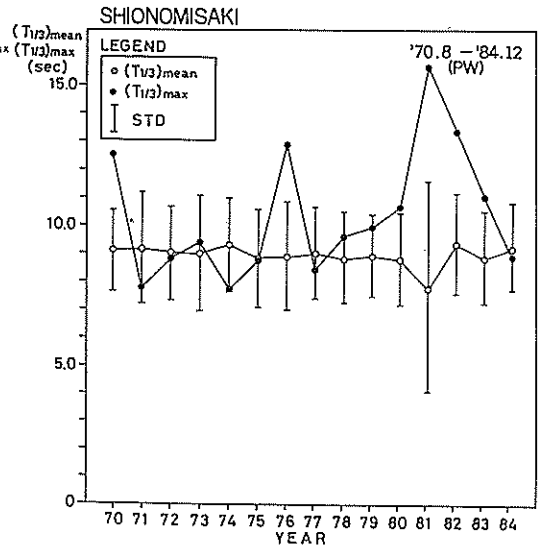

d　年別最大有義波周期及び平均有義波周期

付図－1.18　潮岬　期間別最大有義波及び平均有義波

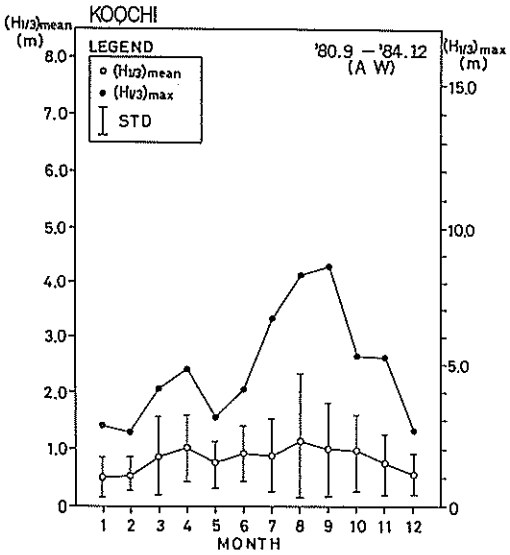

a　月別最大有義波高及び平均有義波高

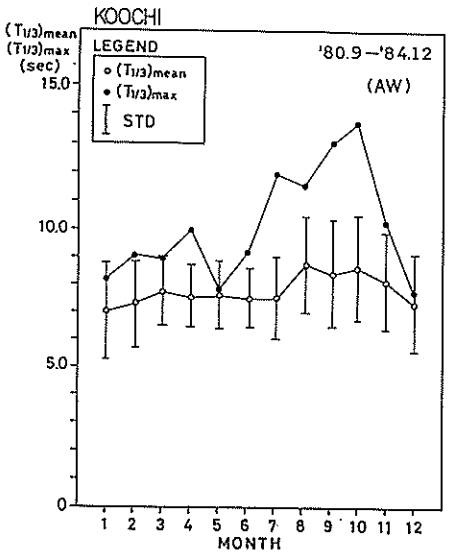

b　月別最大有義波周期及び平均有義波周期

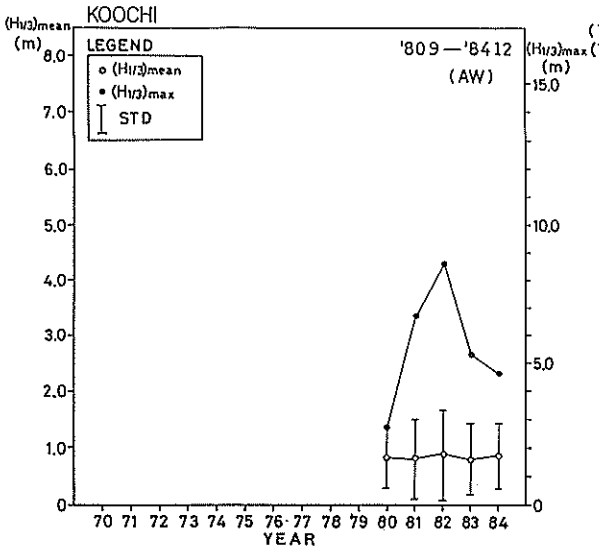

c　年別最大有義波高及び平均有義波高

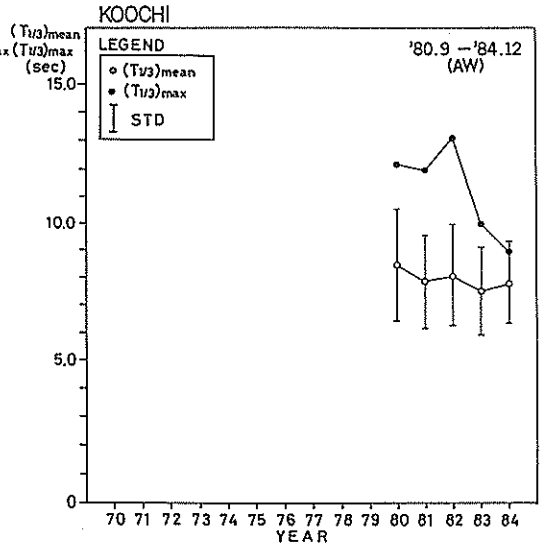

d　年別最大有義波周期及び平均有義波周期

付図—1.19　高知沖　期間別最大有義波及び平均有義波

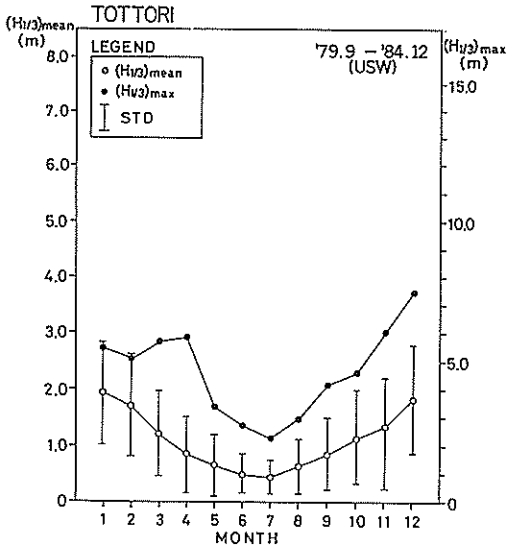

a　月別最大有義波高及び平均有義波高

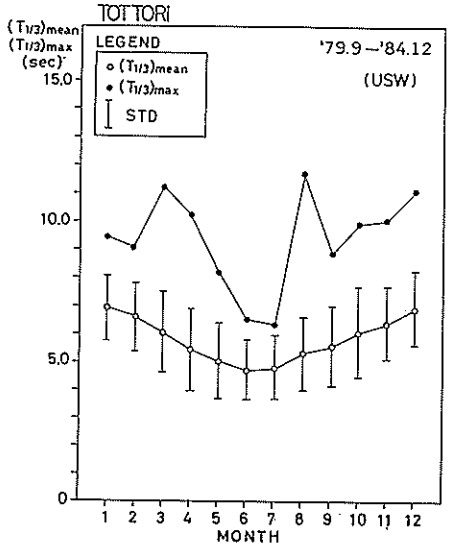

b　月別最大有義波周期及び平均有義波周期

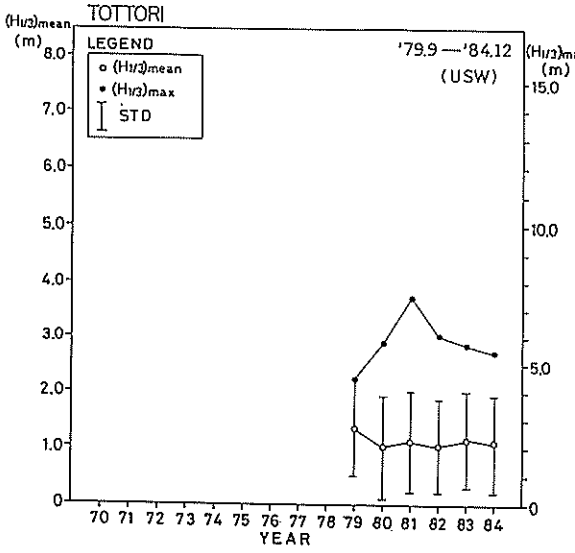

c　年別最大有義波高及び平均有義波高

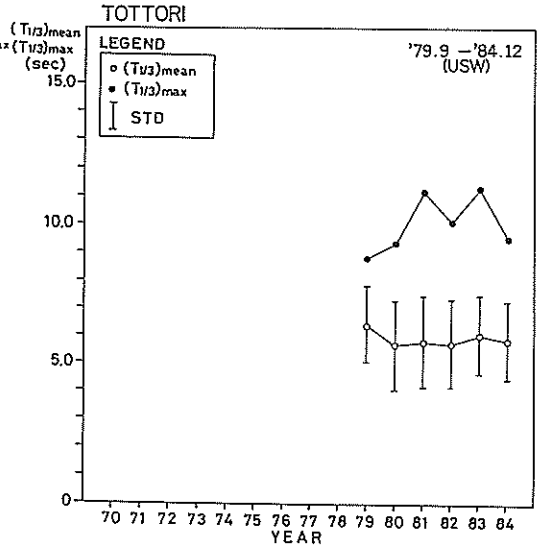

d　年別最大有義波周期及び平均有義波周期

付図－1.20　鳥取港　期間別最大有義波及び平均有義波

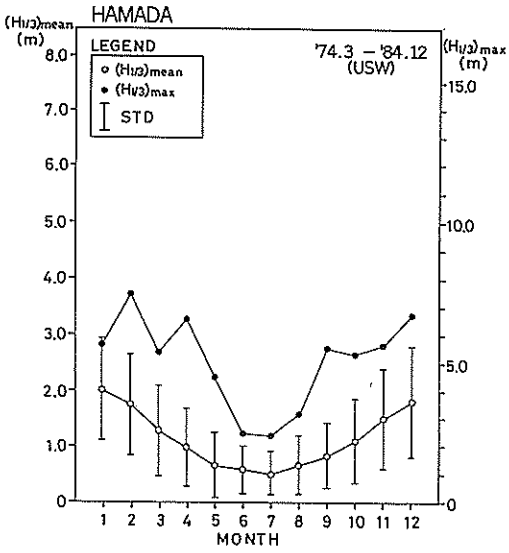

a　月別最大有義波高及び平均有義波高

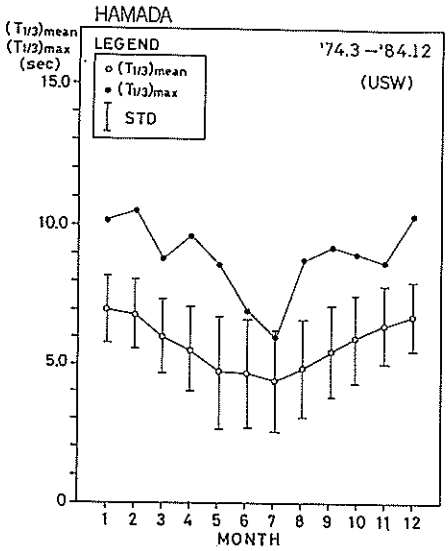

b　月別最大有義波周期及び平均有義波周期

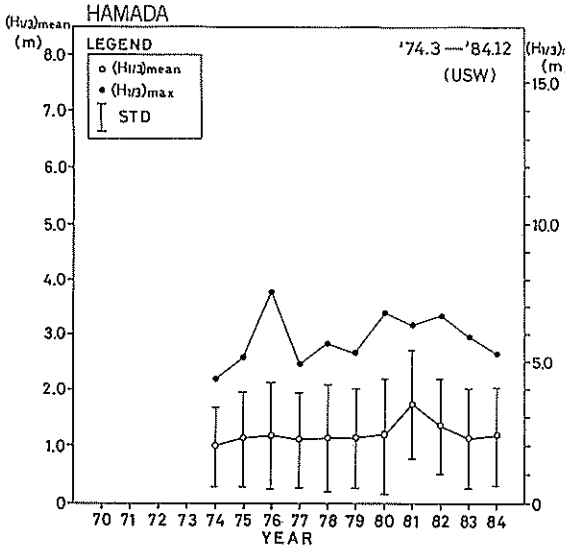

c　年別最大有義波高及び平均有義波高

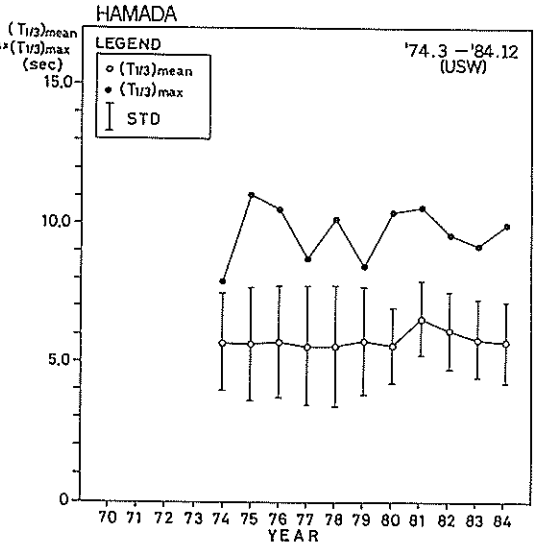

d　年別最大有義波周期及び平均有義波周期

付図－1.21　浜田港　期間別最大有義波及び平均有義波

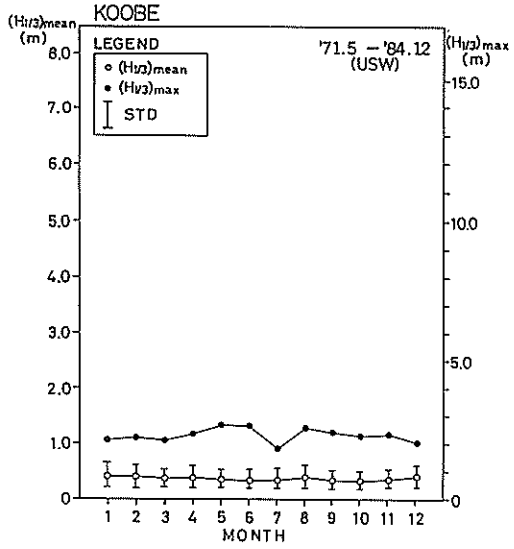

a　月別最大有義波高及び平均有義波高

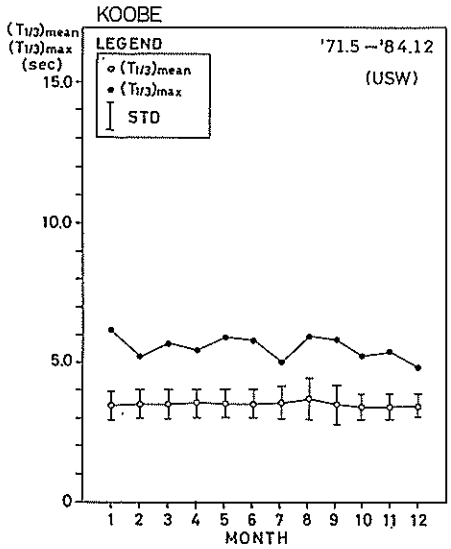

b　月別最大有義波周期及び平均有義波周期

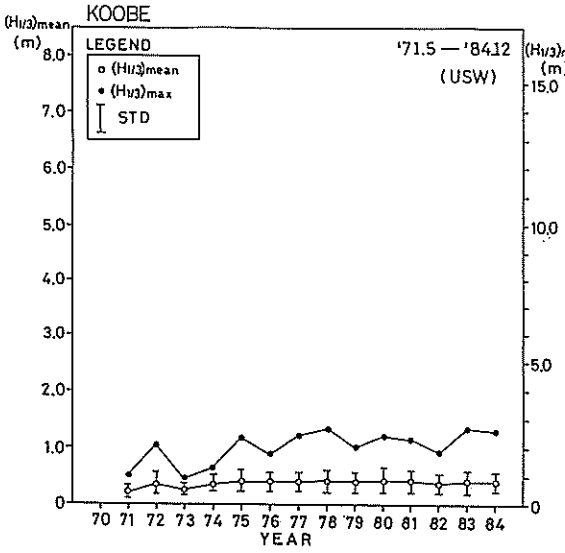

c　年別最大有義波高及び平均有義波高

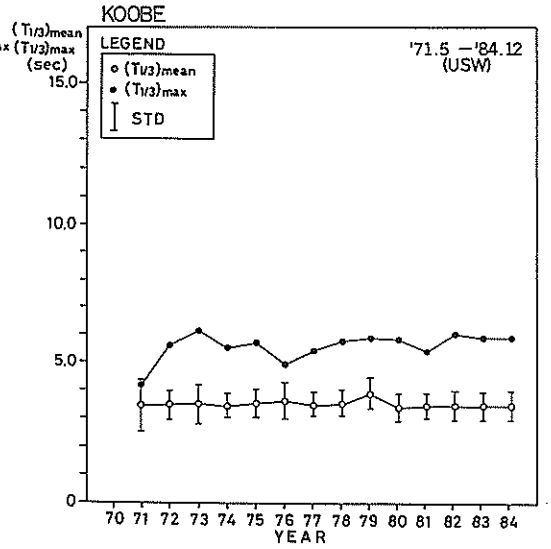

d　年別最大有義波周期及び平均有義波周期

付図－1.22　神戸港　期間別最大有義波及び平均有義波

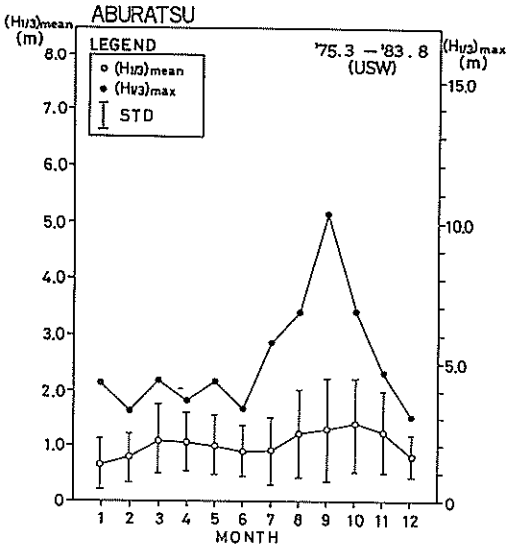

a　月別最大有義波高及び平均有義波高

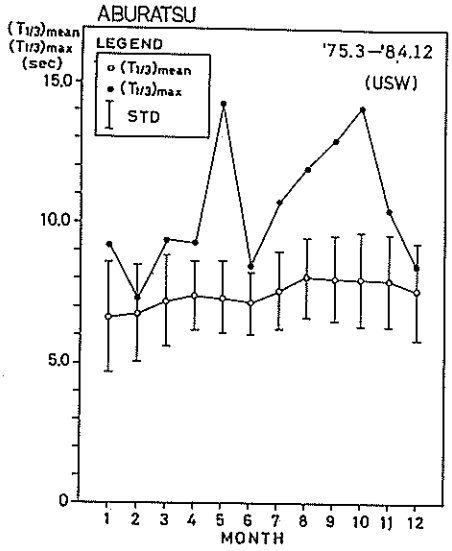

b　月別最大有義波周期及び平均有義波周期

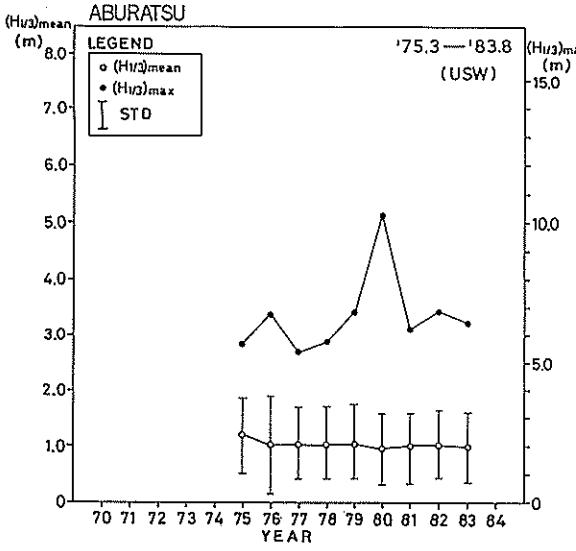

c　年別最大有義波高及び平均有義波高

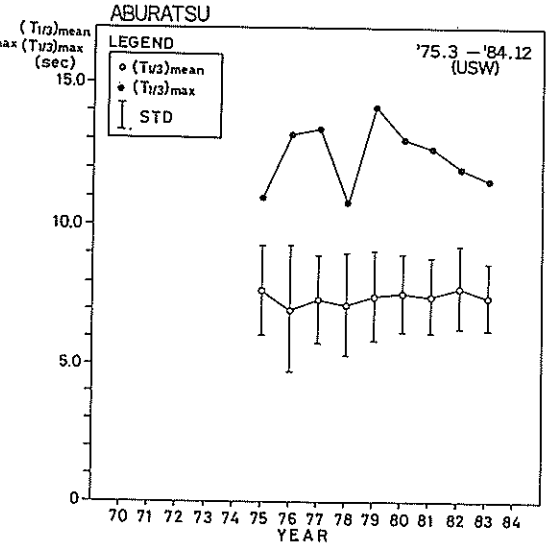

d　年別最大有義波周期及び平均有義波周期

付図－1.23　油津港　期間別最大有義波及び平均有義波

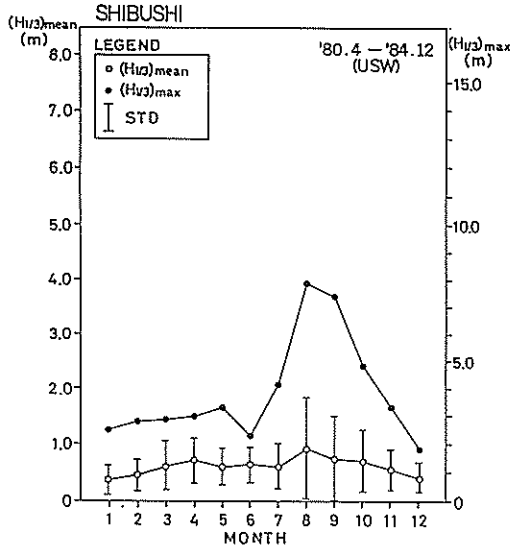

a　月別最大有義波高及び平均有義波高

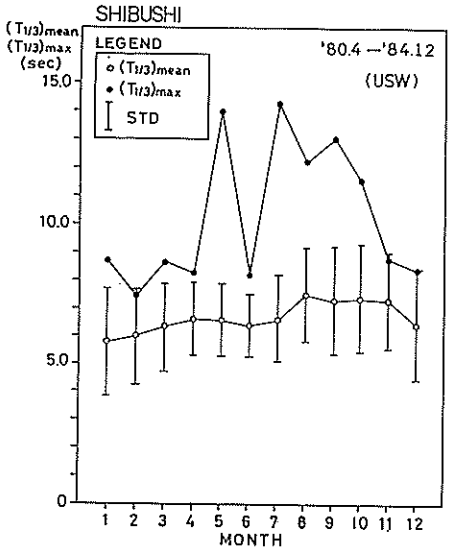

b　月別最大有義波周期及び平均有義波周期

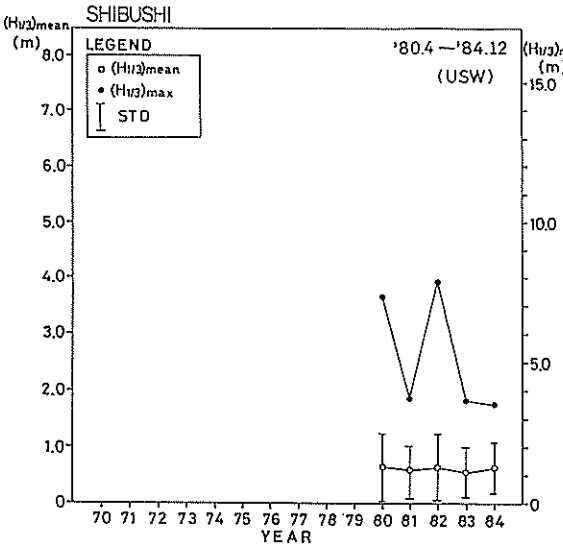

c　年別最大有義波高及び平均有義波高

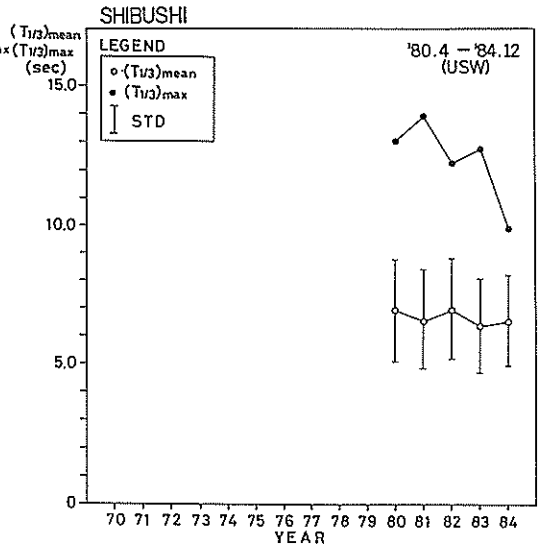

d　年別最大有義波周期及び平均有義波周期

付図－1.24　志布志湾　期間別最大有義波及び平均有義波

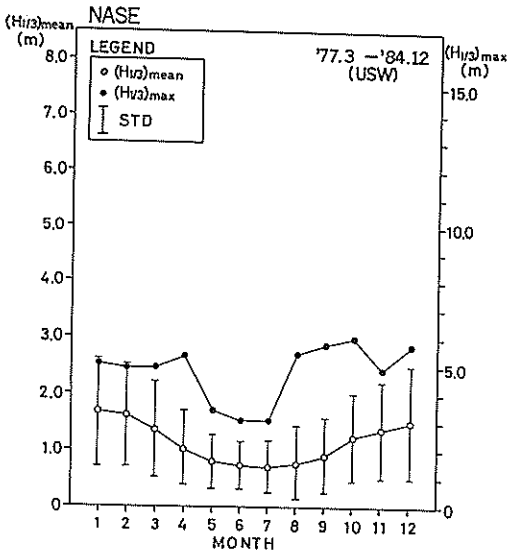

a　月別最大有義波高及び平均有義波高

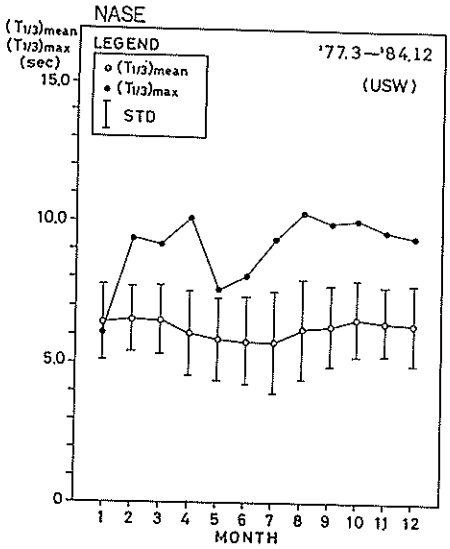

b　月別最大有義波周期及び平均有義波周期

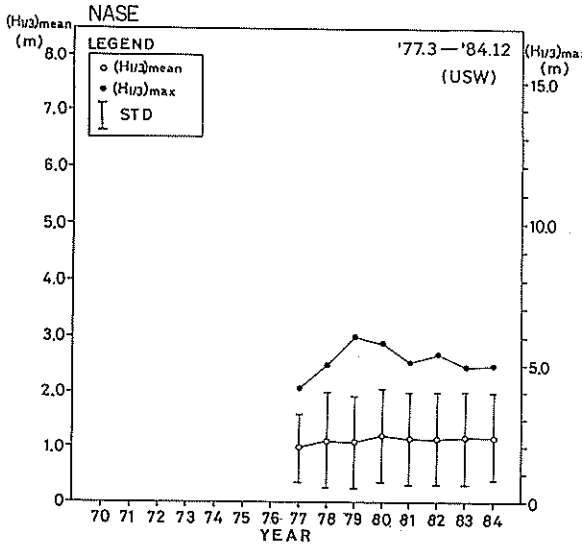

c　年別最大有義波高及び平均有義波高

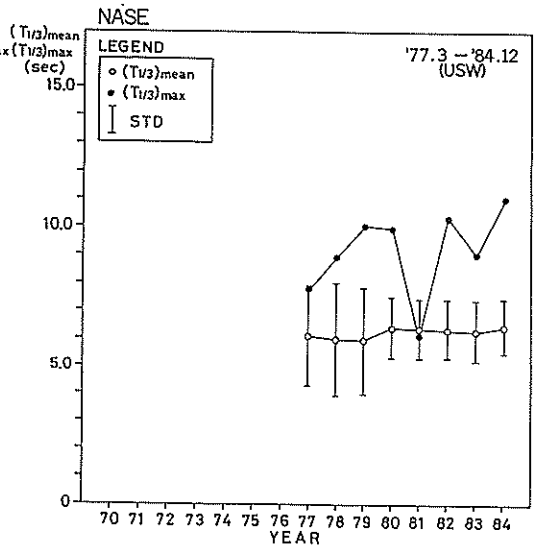

d　年別最大有義波周期及び平均有義波周期

付図－1.25　名瀬港　期間別最大有義波及び平均有義波

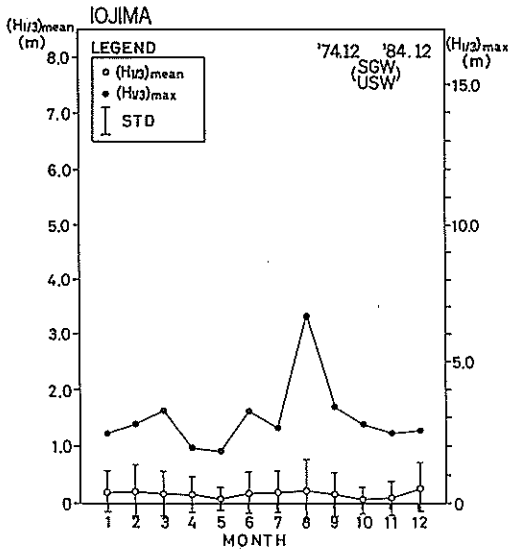

a　月別最大有義波高及び平均有義波高

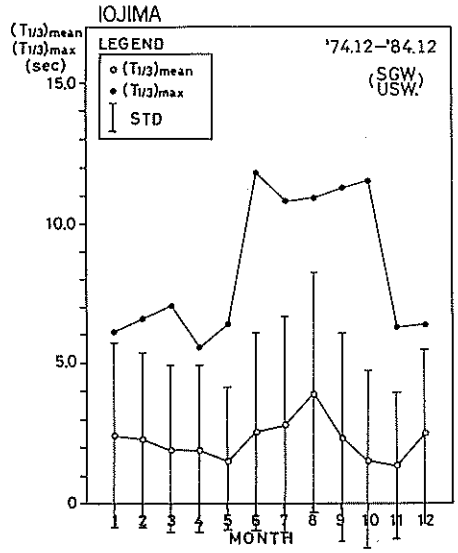

b　月別最大有義波周期及び平均有義波周期

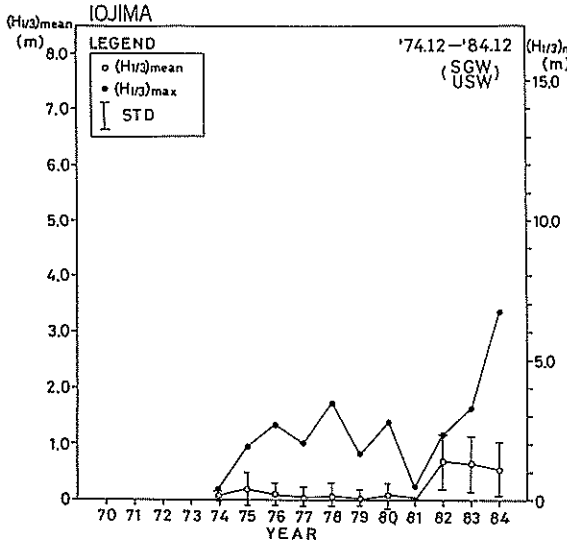

c　年別最大有義波高及び平均有義波高

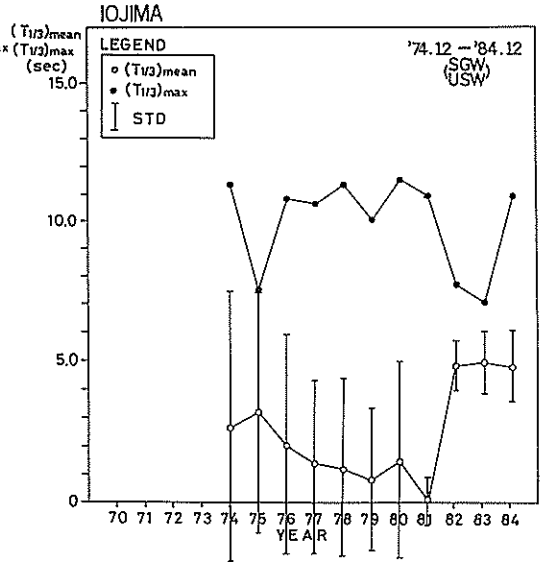

d　年別最大有義波周期及び平均有義波周期

付図－1.26　伊王島　期間別最大有義波及び平均有義波

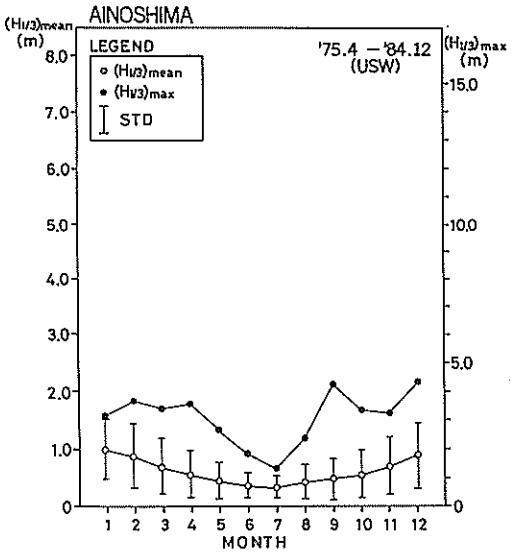

a　月別最大有義波高及び平均有義波高

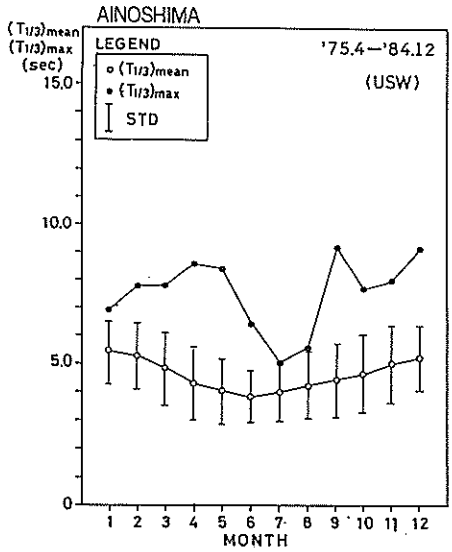

b　月別最大有義波周期及び平均有義波周期

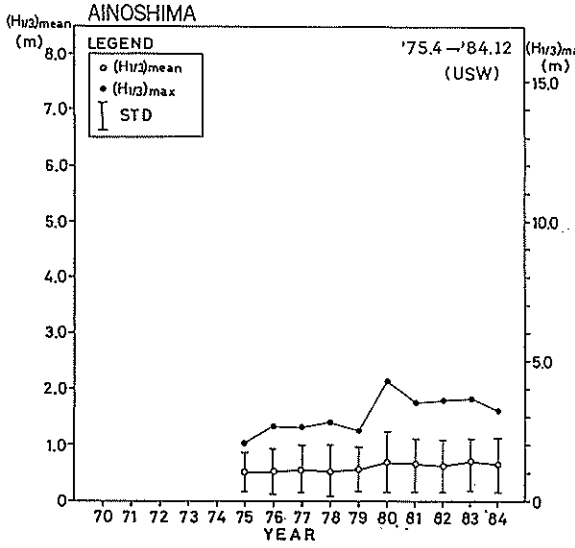

c　年別最大有義波高及び平均有義波高

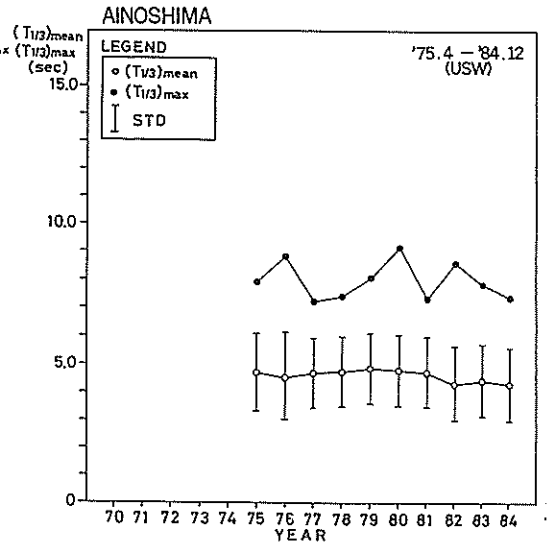

d　年別最大有義波周期及び平均有義波周期

付図－1.27　藍島　期間別最大有義波及び平均有義波

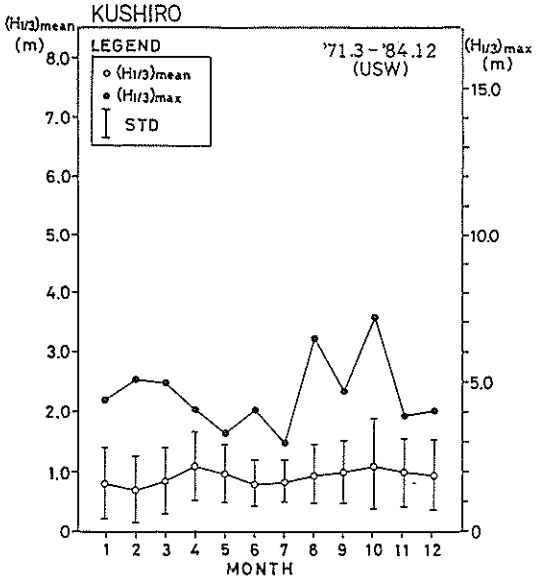

a　月別最大有義波高及び平均有義波高

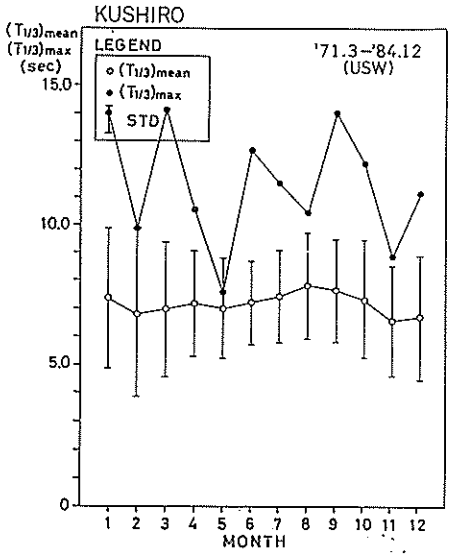

b　月別最大有義波周期及び平均有義波周期

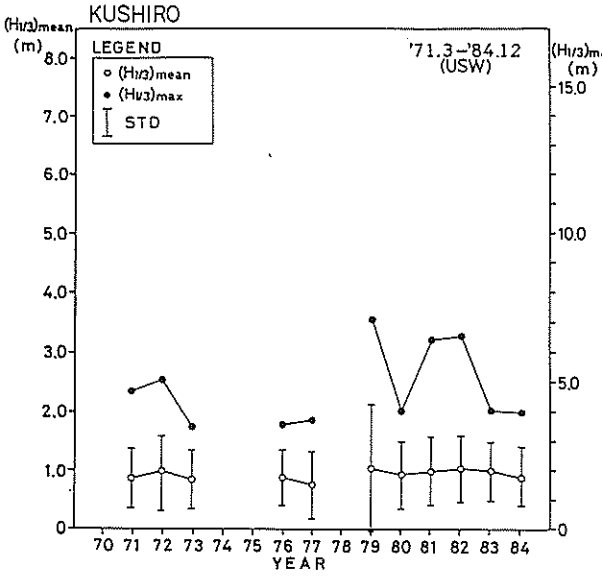

c　年別最大有義波高及び平均有義波高

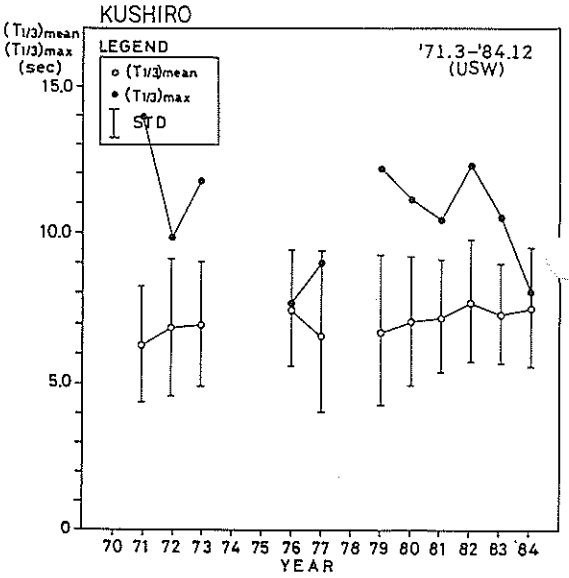

d　年別最大有義波周期及び平均有義波周期

付図－1.28　釧路港　期間別最大有義波及び平均有義波

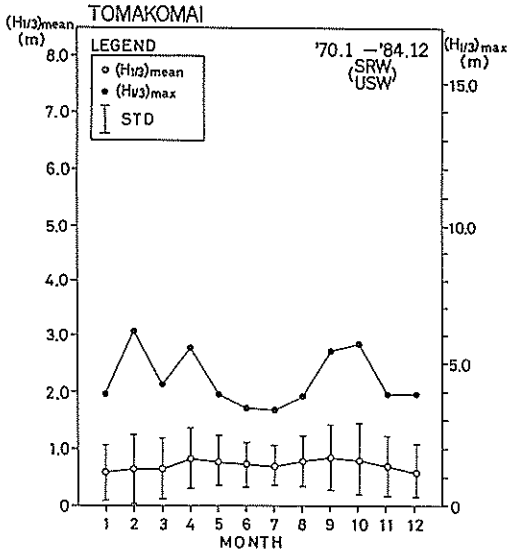

a　月別最大有義波高及び平均有義波高

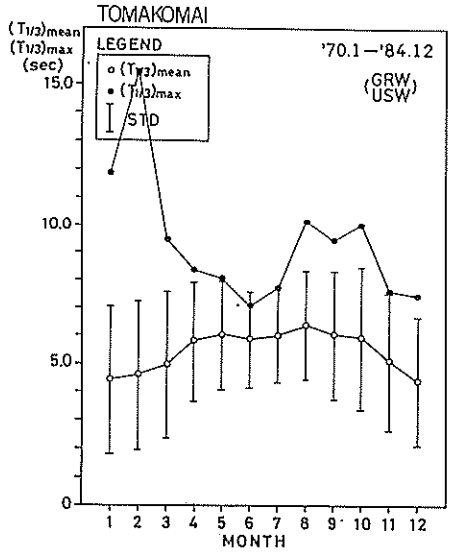

b　月別最大有義波周期及び平均有義波周期

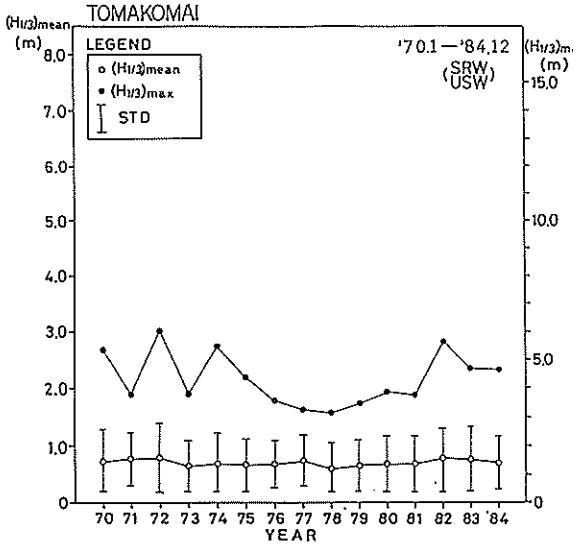

c　年別最大有義波高及び平均有義波高

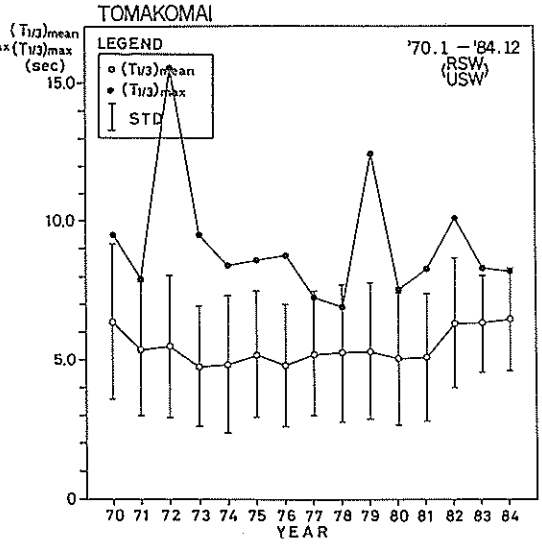

d　年別最大有義波周期及び平均有義波周期

付図－1.29　苫小牧港　期間別最大有義波及び平均有義波

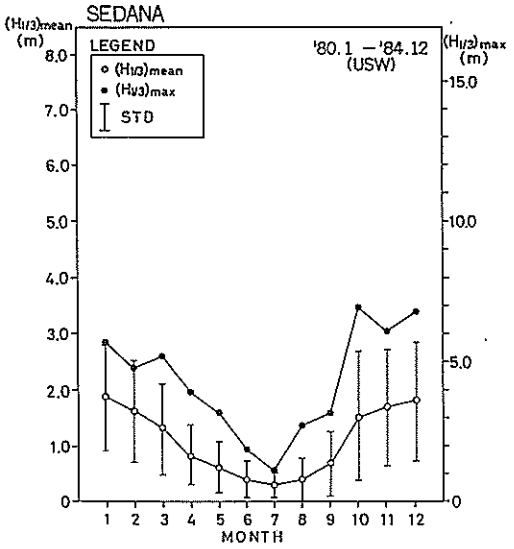

a　月別最大有義波高及び平均有義波高

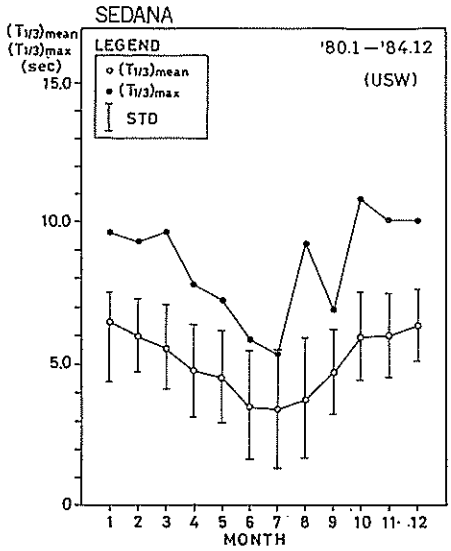

b　月別最大有義波周期及び平均有義波周期

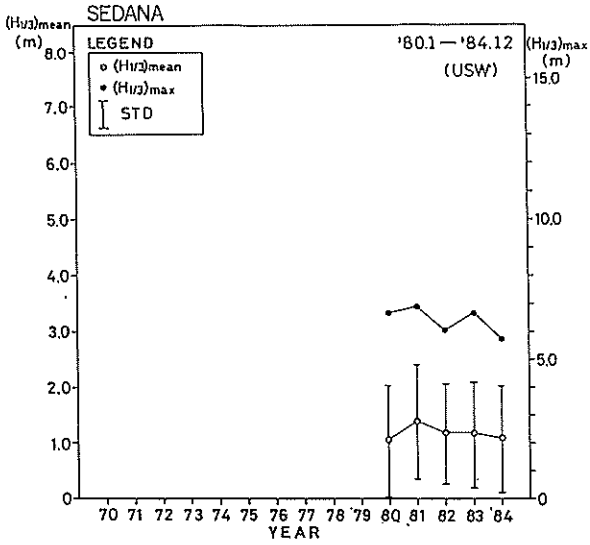

c　年別最大有義波高及び平均有義波高

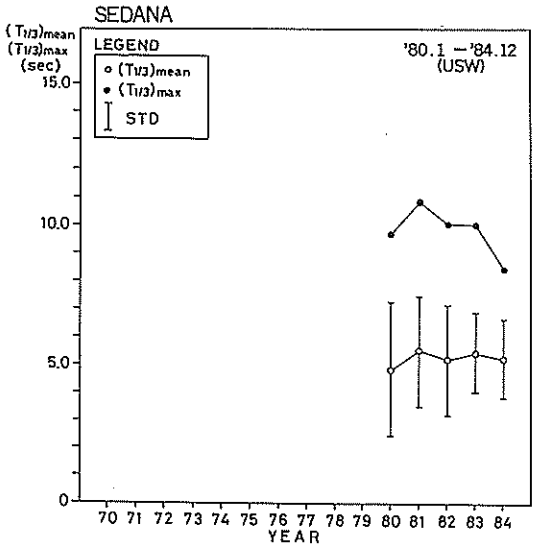

d　年別最大有義波周期及び平均有義波周期

付図－1.30　瀬棚港　期間別最大有義波及び平均有義波

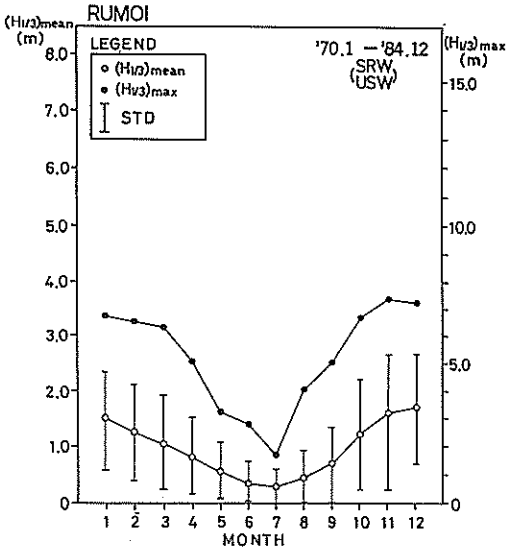

a　月別最大有義波高及び平均有義波高

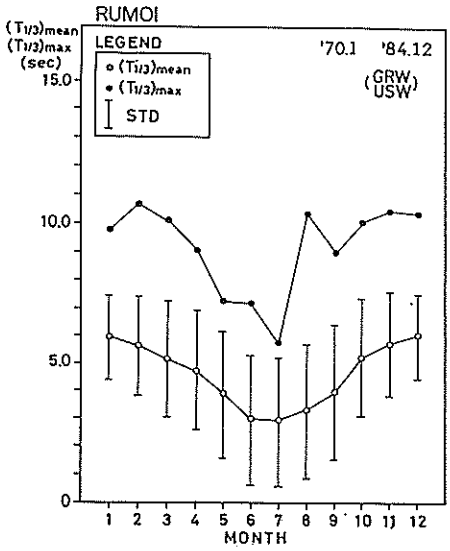

b　月別最大有義波周期及び平均有義波周期

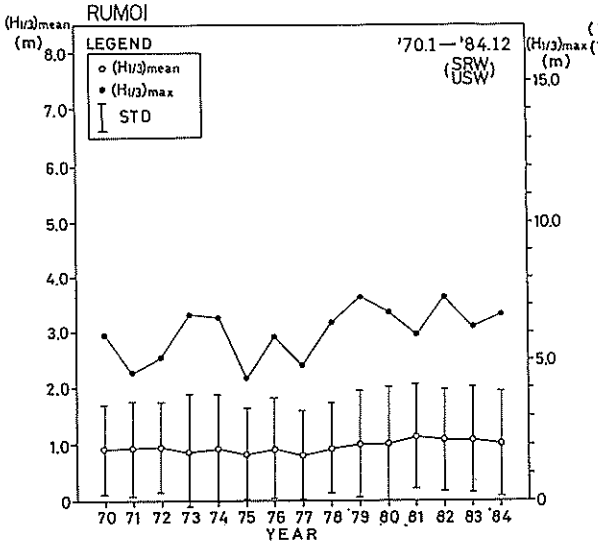

c．年別最大有義波高及び平均有義波高

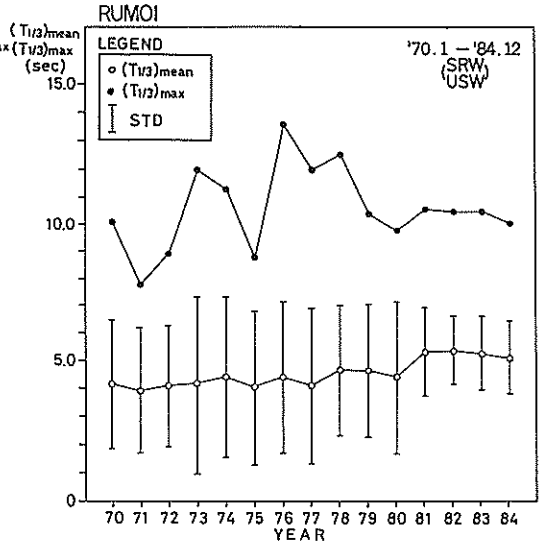

d　年別最大有義波周期及び平均有義波周期

付図－1.31　留萌港　期間別最大有義波及び平均有義波

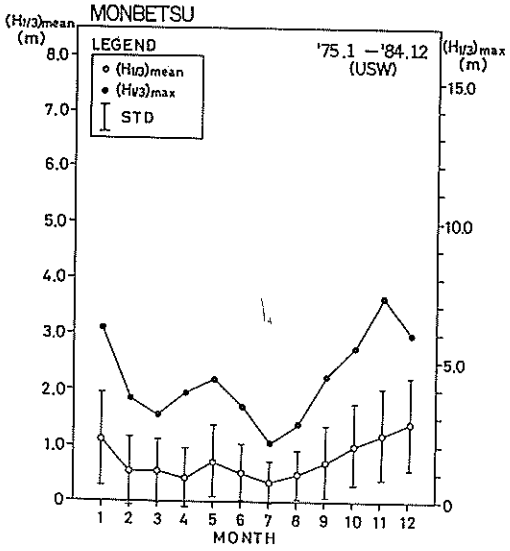

a　月別最大有義波高及び平均有義波高

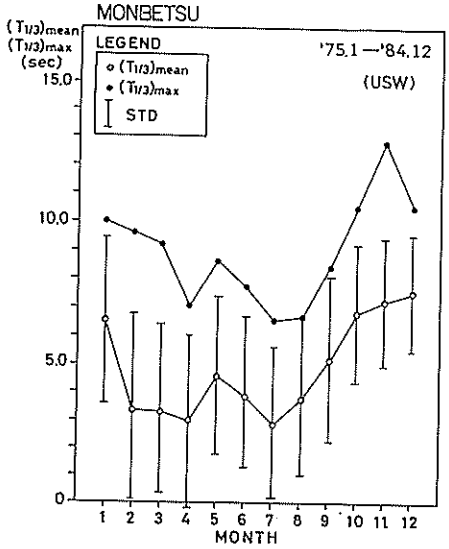

b　月別最大有義波周期及び平均有義波周期

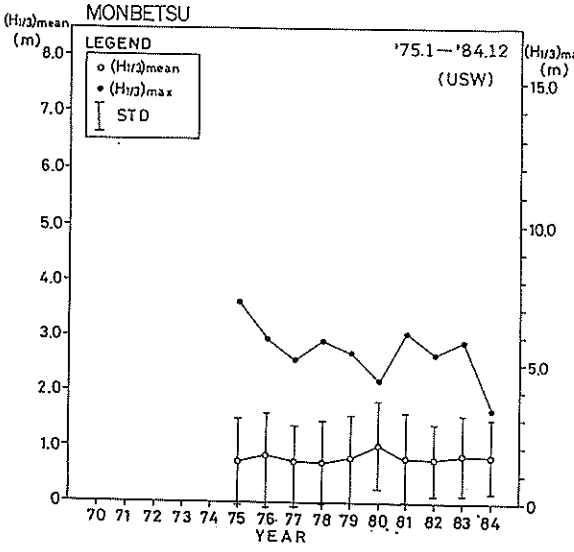

c　年別最大有義波高及び平均有義波高

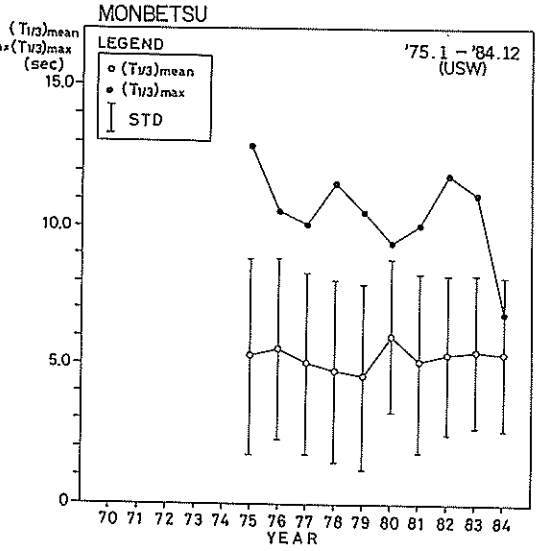

d　年別最大有義波周期及び平均有義波周期

付図－1.32　紋別港　期間別最大有義波及び平均有義波

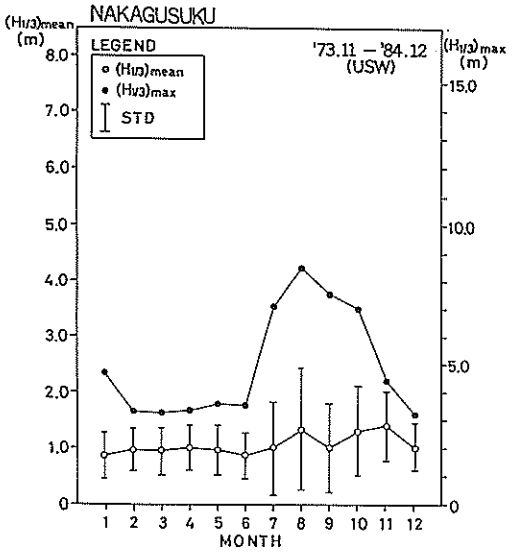

a　月別最大有義波高及び平均有義波高

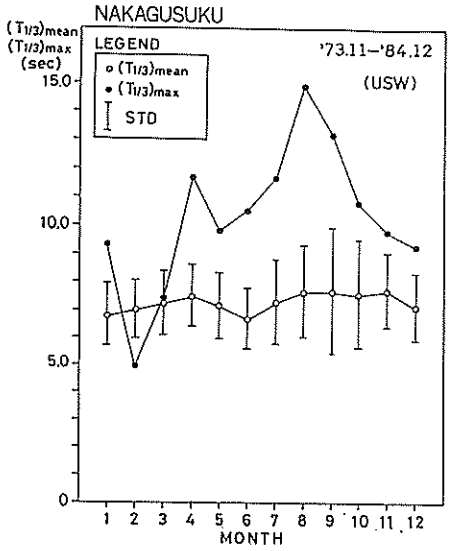

b　月別最大有義波周期及び平均有義波周期

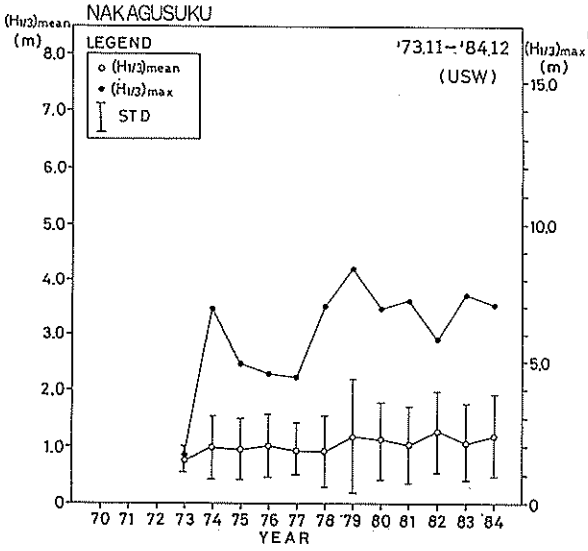

c　年別最大有義波高及び平均有義波高

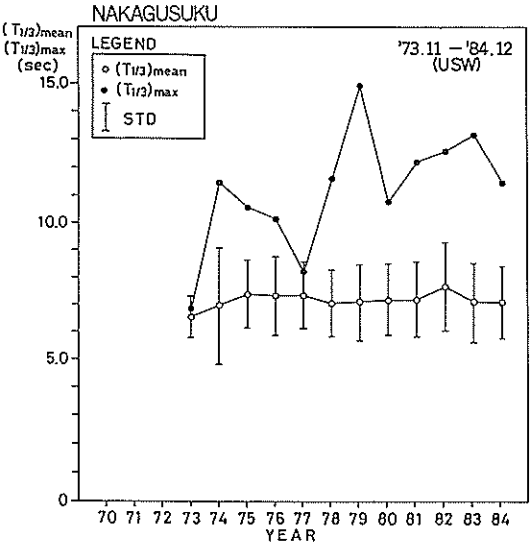

d　年別最大有義波周期及び平均有義波周期

付図－1.33　中城湾　期間別最大有義波及び平均有義波

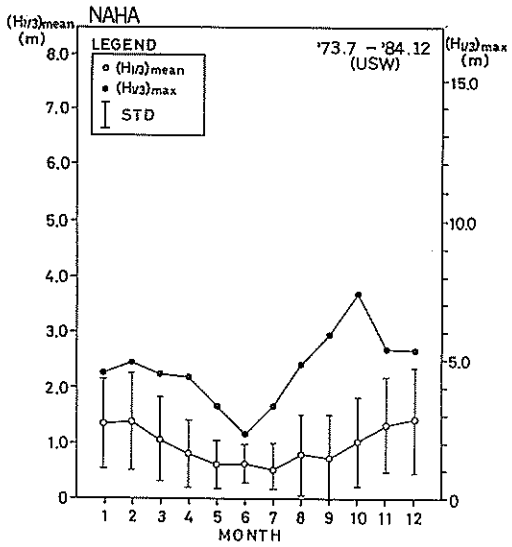

a　月別最大有義波高及び平均有義波高

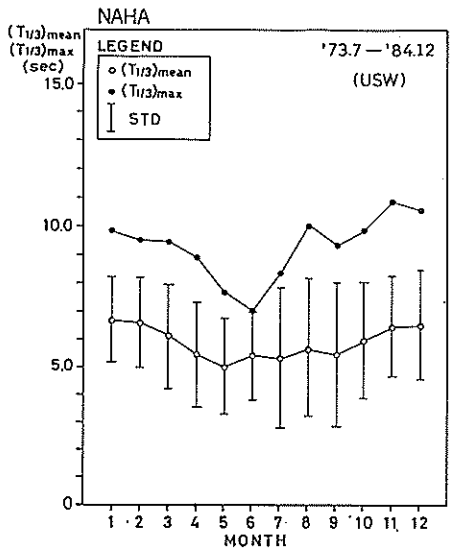

b　月別最大有義波周期及び平均有義波周期

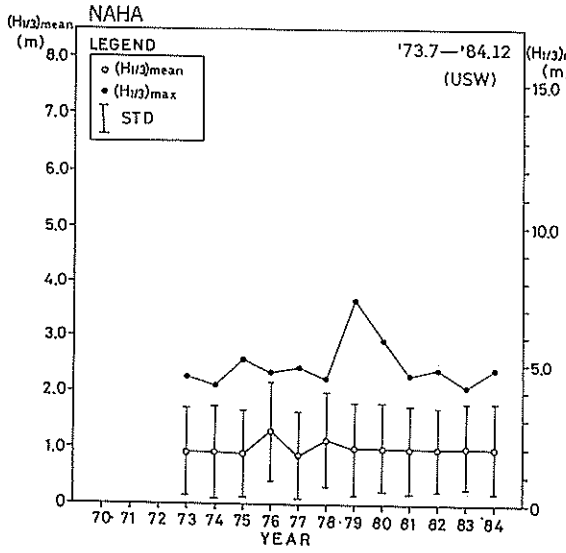

c　年別最大有義波高及び平均有義波高

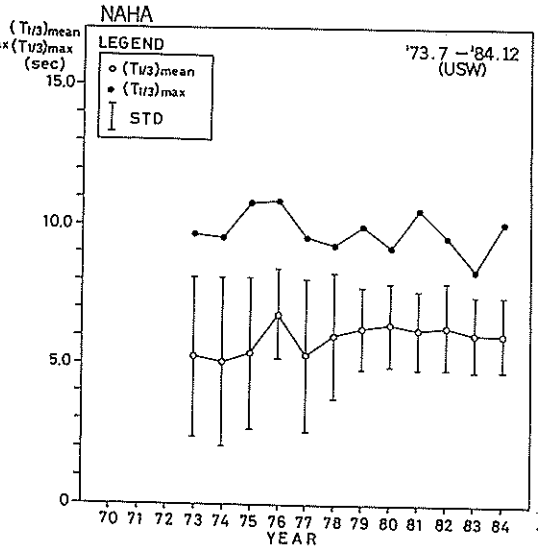

d　年別最大有義波周期及び平均有義波周期

付図－1.34　那覇港　期間別最大有義波及び平均有義波

付表－2.1(1)a　酒田港（PW, USW）波高・周期別度数分布表（冬季）

SAKATA　KISYU　PW-USW　KI　HYO　69- 84　12- 2　DOSUU BUNPU HYO　H3 T3

H \ T	SEION	3- 4	4- 5	5- 6	6- 7	7- 8	8- 9	9-10	10-11	11-12	12-13	13-14	14-15	15-16	16-17	17-18	18-19	19-	TOTAL	MICHO
SEION	144	11	34	36	23	6	6	5	0	0	0	0	0	0	0	0	0	0	265 (19)	265 (19)
0.25- 0.50	5	35	129	239	134	42	8	3	1	0	0	0	0	0	0	0	0	0	596 (43)	861 (63)
0.50- 0.75	1	31	137	229	289	121	11	1	0	1	0	0	0	0	0	0	0	0	821 (60)	1682 (122)
0.75- 1.00	0	25	176	283	365	171	10	3	1	0	0	0	0	0	0	0	0	0	1034 (75)	2716 (198)
1.00- 1.25	0	3	132	328	402	240	36	1	0	0	0	0	0	0	0	0	0	0	1142 (83)	3858 (281)
1.25- 1.50	0	1	114	364	423	254	60	9	1	0	0	0	0	0	0	0	0	0	1226 (89)	5084 (370)
1.50- 1.75	0	0	29	385	477	233	98	8	1	0	0	0	0	0	0	0	0	0	1231 (90)	6315 (459)
1.75- 2.00	0	0	8	315	508	254	126	18	5	0	0	0	0	0	0	0	0	0	1234 (90)	7549 (549)
2.00- 2.50	0	7	24	198	921	651	208	63	9	0	0	0	0	0	0	0	0	0	2083 (152)	9632 (701)
2.50- 3.00	0	3	4	54	550	663	232	81	13	3	0	0	0	0	0	0	0	0	1603 (117)	11235 (817)
3.00- 3.50	0	1	3	11	111	520	235	87	21	1	1	0	0	0	0	0	0	0	991 (72)	12226 (889)
3.50- 4.00	0	0	1	1	12	196	258	93	23	4	0	0	1	0	0	0	0	0	589 (43)	12815 (932)
4.00- 4.50	0	0	1	0	2	30	206	106	27	9	2	0	0	0	0	0	0	0	383 (28)	13198 (960)
4.50- 5.00	0	0	0	0	2	6	83	123	24	12	0	C	0	0	0	0	0	0	250 (18)	13448 (978)
5.00- 5.50	0	0	0	1	0	0	14	73	29	15	2	0	0	0	0	0	0	0	134 (10)	13582 (988)
5.50- 6.00	0	0	0	0	0	0	4	36	31	15	6	0	0	0	0	0	0	0	92 (7)	13674 (995)
6.00- 6.50	0	0	0	0	0	0	0	2	6	11	1	0	0	0	0	0	0	0	20 (1)	13694 (996)
6.50- 7.00	0	0	0	0	0	0	0	3	1	6	3	0	0	0	0	0	0	0	13 (1)	13707 (997)
7.00- 8.00	0	0	0	0	0	0	0	0	2	8	18	3	1	0	0	0	0	0	32 (2)	13739 (999)
8.00- 9.00	0	0	0	0	0	0	0	0	1	1	4	1	0	0	0	0	0	0	7 (1)	13746 (1000)
9.00-10.00	0	0	0	0	0	0	0	0	0	0	0	0	0	0	0	0	0	0	0 (0)	13746 (1000)
10.00-11.00	0	0	0	0	0	0	0	0	0	0	0	0	0	0	0	0	0	0	0 (0)	13746 (1000)
11.00-12.00	0	0	0	0	0	0	0	0	0	0	0	0	0	0	0	0	0	0	0 (0)	13746 (1000)
12.00-	0	0	0	0	0	0	0	0	0	0	0	0	0	0	0	0	0	0	0 (0)	13746 (1000)
TOTAL	150	117	794	2444	4219	3387	1595	715	196	86	37	4	2	0	0	0	0	0	13746	13746
(0.1%)	(11)	(9)	(58)	(178)	(307)	(246)	(116)	(52)	(14)	(6)	(3)	(0)	(0)	(0)	(0)	(0)	(0)	(0)	(1000)	(1000)
MICHO	150	267	1061	3505	7724	11111	12706	13421	13617	13703	13740	13744	13746	13746	13746	13746	13746	13746	13746	13746
(0.1%)	(11)	(19)	(77)	(255)	(562)	(808)	(924)	(976)	(991)	(997)	(1000)	(1000)	(1000)	(1000)	(1000)	(1000)	(1000)	(1000)	(1000)	(1000)

付表－2.1(1)b　酒田港（PW, USW）波高・周期別度数分布表（春季）

SAKATA　KISYU　PW-USW　KI　HYO　70- 84　3- 5　DOSUU BUNPU HYO　H3 T3

H \ T	SEION	3- 4	4- 5	5- 6	6- 7	7- 8	8- 9	9-10	10-11	11-12	12-13	13-14	14-15	15-16	16-17	17-18	18-19	19-	TOTAL	MICHO
SEION	1585	394	364	108	49	42	31	8	4	0	1	0	0	0	0	0	0	0	2586 (201)	2586 (201)
0.25- 0.50	184	536	822	599	363	111	39	16	0	0	0	0	0	0	0	0	0	0	2670 (207)	5256 (408)
0.50- 0.75	23	225	496	537	331	113	25	12	1	0	0	0	0	0	0	0	0	0	1763 (137)	7019 (545)
0.75- 1.00	0	71	365	481	327	122	30	5	3	0	0	0	0	0	0	0	0	0	1404 (109)	8423 (654)
1.00- 1.25	0	6	284	394	277	120	8	3	0	0	0	0	0	0	0	0	0	0	1092 (85)	9515 (738)
1.25- 1.50	0	2	117	384	235	100	25	2	0	0	0	0	0	0	0	0	0	0	865 (67)	10380 (805)
1.50- 1.75	0	0	32	301	174	107	25	9	3	0	0	0	0	0	0	0	0	0	651 (51)	11031 (856)
1.75- 2.00	0	0	4	162	172	77	22	9	4	3	0	0	0	0	0	0	0	0	453 (35)	11484 (891)
2.00- 2.50	0	0	1	80	253	141	50	10	5	3	0	0	0	0	0	0	0	0	543 (42)	12027 (933)
2.50- 3.00	0	0	0	5	97	126	40	10	1	0	0	0	0	0	0	0	0	0	279 (22)	12306 (955)
3.00- 3.50	0	0	1	0	19	119	47	20	4	1	0	0	0	0	0	0	0	0	211 (16)	12517 (971)
3.50- 4.00	0	0	0	0	2	57	79	16	5	1	0	0	0	0	0	0	0	0	160 (12)	12677 (984)
4.00- 4.50	0	0	0	0	1	10	60	25	4	0	0	0	0	0	0	0	0	0	100 (8)	12777 (991)
4.50- 5.00	0	0	0	0	0	1	15	21	3	0	0	0	0	0	0	0	0	0	40 (3)	12817 (994)
5.00- 5.50	0	0	0	0	0	0	2	14	7	0	0	0	0	0	0	0	0	0	23 (2)	12840 (996)
5.50- 6.00	0	0	0	0	0	0	1	7	15	2	0	0	0	0	0	0	0	0	25 (2)	12865 (998)
6.00- 6.50	0	0	0	0	0	0	0	1	4	1	0	1	0	0	0	0	0	0	7 (1)	12872 (999)
6.50- 7.00	0	0	0	0	0	0	0	0	2	0	2	0	0	0	0	0	0	0	4 (0)	12876 (999)
7.00- 8.00	0	0	0	0	0	0	0	0	2	5	5	0	0	0	0	0	0	0	12 (1)	12888 (1000)
8.00- 9.00	0	0	0	0	0	0	0	0	0	1	0	0	0	0	0	0	0	0	1 (0)	12889 (1000)
9.00-10.00	0	0	0	0	0	0	0	0	0	0	0	0	0	0	0	0	0	0	0 (0)	12889 (1000)
10.00-11.00	0	0	0	0	0	0	0	0	0	0	0	0	0	0	0	0	0	0	0 (0)	12889 (1000)
11.00-12.00	0	0	0	0	0	0	0	0	0	0	0	0	0	0	0	0	0	0	0 (0)	12889 (1000)
12.00-	0	0	0	0	0	0	0	0	0	0	0	0	0	0	0	0	0	0	0 (0)	12889 (1000)
TOTAL	1792	1234	2486	3051	2300	1246	499	188	67	17	8	1	0	0	0	0	0	0	12889	12889
(0.1%)	(139)	(96)	(193)	(237)	(178)	(97)	(39)	(15)	(5)	(1)	(1)	(0)	(0)	(0)	(0)	(0)	(0)	(0)	(1000)	(1000)
MICHO	1792	3026	5512	8563	10863	12109	12608	12796	12863	12880	12888	12889	12889	12889	12889	12889	12889	12889	12889	12889
(0.1%)	(139)	(235)	(428)	(664)	(843)	(939)	(978)	(993)	(998)	(999)	(1000)	(1000)	(1000)	(1000)	(1000)	(1000)	(1000)	(1000)	(1000)	(1000)

付表－2.1(1)c　酒田港（PW, USW）波高・周期別度数分布表（夏季）

SAKATA　KISYU　PW-USW　KI　HYO　70- 84　6- 8　DOSUU BUNPU HYO

H \ T	SEION	3- 4	4- 5	5- 6	6- 7	7- 8	8- 9	9-10	10-11	11-12	12-13	13-14	14-15	15-16	16-17	17-18	18-19	19-	H3 T3 TOTAL	MICHO
SEION	3397	1073	854	239	56	47	43	20	14	8	7	0	0	0	0	0	0	0	5758	5758
																			(399)	(399)
0.25- 0.50	263	1177	1447	784	411	159	57	24	4	4	0	0	0	0	0	0	0	0	4330	10088
																			(300)	(699)
0.50- 0.75	9	274	698	536	269	130	45	1	0	1	1	0	0	0	0	0	0	0	1964	12052
																			(136)	(835)
0.75- 1.00	1	58	345	343	230	106	23	4	3	0	0	0	0	0	0	0	0	0	1113	13165
																			(77)	(913)
1.00- 1.25	0	1	136	179	128	60	31	1	4	0	1	0	0	0	0	0	0	0	541	13706
																			(37)	(950)
1.25- 1.50	0	0	33	109	83	41	25	5	2	0	0	0	0	0	0	0	0	0	298	14004
																			(21)	(971)
1.50- 1.75	0	0	7	68	56	26	15	6	2	1	0	0	0	0	0	0	0	0	181	14185
																			(13)	(983)
1.75- 2.00	0	0	1	32	32	7	12	8	1	0	0	0	0	0	0	0	0	0	93	14278
																			(6)	(990)
2.00- 2.50	0	0	2	5	40	22	11	10	1	0	0	0	0	0	0	0	0	0	91	14369
																			(6)	(996)
2.50- 3.00	0	0	0	0	3	9	7	4	0	0	0	0	0	0	0	0	0	0	23	14392
																			(2)	(998)
3.00- 3.50	0	0	0	1	1	3	5	4	1	0	0	0	0	0	0	0	0	0	15	14407
																			(1)	(999)
3.50- 4.00	0	0	0	0	0	1	4	2	0	0	0	0	0	0	0	0	0	0	7	14414
																			(0)	(999)
4.00- 4.50	0	0	0	0	0	0	3	1	1	0	0	0	0	0	0	0	0	0	5	14419
																			(0)	(999)
4.50- 5.00	0	0	0	0	0	0	0	0	2	0	0	0	0	0	0	0	0	0	2	14421
																			(0)	(1000)
5.00- 5.50	0	0	0	0	0	0	0	4	1	0	0	0	0	0	0	0	0	0	5	14426
																			(0)	(1000)
5.50- 6.00	0	0	0	0	0	0	0	1	0	0	0	0	0	0	0	0	0	0	1	14427
																			(0)	(1000)
6.00- 6.50	0	0	0	0	0	0	0	0	0	0	0	0	0	0	0	0	0	0	0	14427
																			(0)	(1000)
6.50- 7.00	0	0	0	0	0	0	0	0	0	0	0	0	0	0	0	0	0	0	0	14427
																			(0)	(1000)
7.00- 8.00	0	0	0	0	0	0	0	0	0	0	0	0	0	0	0	0	0	0	0	14427
																			(0)	(1000)
8.00- 9.00	0	0	0	0	0	0	0	0	0	0	0	0	0	0	0	0	0	0	0	14427
																			(0)	(1000)
9.00-10.00	0	0	0	0	0	0	0	0	0	0	0	0	0	0	0	0	0	0	0	14427
																			(0)	(1000)
10.00-11.00	0	0	0	0	0	0	0	0	0	0	0	0	0	0	0	0	0	0	0	14427
																			(0)	(1000)
11.00-12.00	0	0	0	0	0	0	0	0	0	0	0	0	0	0	0	0	0	0	0	14427
																			(0)	(1000)
12.00-	0	0	0	0	0	0	0	0	0	0	0	0	0	0	0	0	0	0	0	14427
																			(0)	(1000)
TOTAL	3670	2583	3523	2296	1309	611	281	95	36	14	9	0	0	0	0	0	0	0	14427	14427
(0.1%)	(254)	(179)	(244)	(159)	(91)	(42)	(19)	(7)	(2)	(1)	(1)	(0)	(0)	(0)	(0)	(0)	(0)	(0)	(1000)	(1000)
MICHO	3670	6253	9776	12072	13381	13992	14273	14368	14404	14418	14427	14427	14427	14427	14427	14427	14427	14427	14427	14427
(0.1%)	(254)	(433)	(678)	(837)	(927)	(970)	(989)	(996)	(998)	(999)	(1000)	(1000)	(1000)	(1000)	(1000)	(1000)	(1000)	(1000)	(1000)	(1000)

付表－2.1(1)d　酒田港（PW, USW）波高・周期別度数分布表（秋季）

SAKATA　KISYU　PW-USW　KI　HYO　69- 84　9- 11　DOSUU BUNPU HYO

H \ T	SEION	3- 4	4- 5	5- 6	6- 7	7- 8	8- 9	9-10	10-11	11-12	12-13	13-14	14-15	15-16	16-17	17-18	18-19	19-	H3 T3 TOTAL	MICHO
SEION	1380	374	336	100	14	20	19	13	6	4	2	0	0	0	0	0	0	0	2268	2268
																			(157)	(157)
0.25- 0.50	87	472	830	714	299	109	44	16	5	2	2	0	0	0	0	0	0	0	2580	4848
																			(178)	(335)
0.50- 0.75	9	205	443	685	412	124	31	5	2	1	0	0	0	0	0	0	0	0	1917	6765
																			(133)	(468)
0.75- 1.00	0	73	344	467	497	147	40	6	0	1	0	0	0	0	0	0	0	0	1575	8340
																			(109)	(577)
1.00- 1.25	0	7	221	397	395	180	52	10	1	0	0	0	0	0	0	0	0	0	1263	9603
																			(87)	(664)
1.25- 1.50	0	0	99	283	278	229	62	10	0	1	0	1	0	0	0	0	0	0	963	10566
																			(67)	(731)
1.50- 1.75	0	0	38	218	224	230	91	21	4	0	0	0	0	0	0	0	0	0	826	11392
																			(57)	(788)
1.75- 2.00	0	0	5	145	195	166	67	30	4	2	1	0	0	0	0	0	0	0	615	12007
																			(43)	(831)
2.00- 2.50	0	0	4	81	291	293	185	67	6	2	3	0	0	0	0	0	0	0	932	12939
																			(64)	(895)
2.50- 3.00	0	0	3	7	103	229	150	56	16	3	4	0	0	0	0	0	0	0	571	13510
																			(40)	(935)
3.00- 3.50	0	0	0	2	15	130	127	69	21	2	0	0	0	0	0	0	0	0	366	13876
																			(25)	(960)
3.50- 4.00	0	0	0	0	1	35	103	63	18	4	0	0	0	0	0	0	0	0	224	14100
																			(15)	(975)
4.00- 4.50	0	0	0	0	1	11	45	57	27	8	1	0	0	0	0	0	0	0	150	14250
																			(10)	(986)
4.50- 5.00	0	0	0	0	0	0	22	49	11	5	1	0	0	0	0	0	0	0	88	14338
																			(6)	(992)
5.00- 5.50	0	0	0	0	0	0	6	33	13	3	2	0	0	0	0	0	0	0	57	14395
																			(4)	(996)
5.50- 6.00	0	0	0	0	0	0	0	6	10	7	2	0	0	0	0	0	0	0	25	14420
																			(2)	(998)
6.00- 6.50	0	0	0	0	0	0	0	1	11	9	3	0	0	0	0	0	0	0	24	14444
																			(2)	(999)
6.50- 7.00	0	0	0	0	0	0	0	0	1	4	0	1	0	0	0	0	0	0	6	14450
																			(0)	(1000)
7.00- 8.00	0	0	0	0	0	0	0	0	1	4	0	0	0	0	0	0	0	0	5	14455
																			(0)	(1000)
8.00- 9.00	0	0	0	0	0	0	0	0	0	0	0	0	0	0	0	0	0	0	0	14455
																			(0)	(1000)
9.00-10.00	0	0	0	0	0	0	0	0	0	0	0	0	0	0	0	0	0	0	0	14455
																			(0)	(1000)
10.00-11.00	0	0	0	0	0	0	0	0	0	0	0	0	0	0	0	0	0	0	0	14455
																			(0)	(1000)
11.00-12.00	0	0	0	0	0	0	0	0	0	0	0	0	0	0	0	0	0	0	0	14455
																			(0)	(1000)
12.00-	0	0	0	0	0	0	0	0	0	0	0	0	0	0	0	0	0	0	0	14455
																			(0)	(1000)
TOTAL	1476	1131	2323	3099	2725	1903	1044	512	157	62	21	2	0	0	0	0	0	0	14455	14455
(0.1%)	(102)	(78)	(161)	(214)	(189)	(132)	(72)	(35)	(11)	(4)	(1)	(0)	(0)	(0)	(0)	(0)	(0)	(0)	(1000)	(1000)
MICHO	1476	2607	4930	8029	10754	12657	13701	14213	14370	14432	14453	14455	14455	14455	14455	14455	14455	14455	14455	14455
(0.1%)	(102)	(180)	(341)	(555)	(744)	(876)	(948)	(983)	(994)	(998)	(1000)	(1000)	(1000)	(1000)	(1000)	(1000)	(1000)	(1000)	(1000)	(1000)

付表－2.1(1)e　酒田港（PW, USW）波高・周期別度数分布表（通年）

SAKATA　　NEN　HYO　　69- 11 - 84- 12　　BOSUU BUNPU HYO

H \ T	SEIOH	3- 4	4- 5	5- 6	6- 7	7- 8	8- 9	9-10	10-11	11-12	12-13	13-14	14-15	15-16	16-17	17-18	18-19	19-	H3 T3 TOTAL	MICHO
SEIOH	6506	1853	1596	484	142	115	99	46	24	12	10	0	0	0	0	0	0	0	10887	10887
0.25- 0.50	539	2224	3235	2338	1208	421	148	58	10	6	2	0	0	0	0	0	0	0	(195)	(195)
0.50- 0.75	42	734	1781	2009	1307	488	112	19	3	3	1	0	0	0	0	0	0	0	10190	21077
0.75- 1.00	1	227	1243	1585	1430	546	103	18	7	1	0	0	0	0	0	0	0	0	(182)	(377)
1.00- 1.25	0	18	784	1304	1210	606	127	15	5	0	1	0	0	0	0	0	0	0	6501	27578
1.25- 1.50	0	3	365	1146	1026	631	174	26	3	1	0	1	0	0	0	0	0	0	(116)	(493)
1.50- 1.75	0	0	108	979	940	602	231	44	10	1	0	0	0	0	0	0	0	0	5161	32739
1.75- 2.00	0	0	19	661	914	513	228	65	14	5	1	0	0	0	0	0	0	0	(92)	(586)
2.00- 2.50	0	7	33	372	1529	1123	457	150	21	5	3	0	0	0	0	0	0	0	4070	36809
2.50- 3.00	0	3	7	66	766	1052	433	151	30	6	4	0	0	0	0	0	0	0	(73)	(659)
3.00- 3.50	0	1	4	14	150	795	424	180	47	4	1	0	0	0	0	0	0	0	3376	40185
3.50- 4.00	0	0	1	1	15	294	453	175	46	9	0	0	1	0	0	0	0	0	(60)	(719)
4.00- 4.50	0	0	1	0	4	53	322	195	59	17	3	0	0	0	0	0	0	0	2915	43100
4.50- 5.00	0	0	0	0	2	7	122	198	40	17	1	0	0	0	0	0	0	0	(52)	(771)
5.00- 5.50	0	0	0	1	0	0	22	126	50	18	4	0	0	0	0	0	0	0	2420	45520
5.50- 6.00	0	0	0	0	0	0	5	50	56	24	8	0	0	0	0	0	0	0	(43)	(814)
6.00- 6.50	0	0	0	0	0	0	0	4	21	21	4	1	0	0	0	0	0	0	3700	49220
6.50- 7.00	0	0	0	0	0	0	0	3	4	10	5	1	0	0	0	0	0	0	(66)	(881)
7.00- 8.00	0	0	0	0	0	0	0	0	5	17	23	3	1	0	0	0	0	0	2518	51738
8.00- 9.00	0	0	0	0	0	0	0	0	1	2	4	1	0	0	0	0	0	0	(45)	(926)
9.00-10.00	0	0	0	0	0	0	0	0	0	0	0	0	0	0	0	0	0	0	1620	53358
10.00-11.00	0	0	0	0	0	0	0	0	0	0	0	0	0	0	0	0	0	0	(29)	(955)
11.00-12.00	0	0	0	0	0	0	0	0	0	0	0	0	0	0	0	0	0	0	995	54353
12.00-	0	0	0	0	0	0	0	0	0	0	0	0	0	0	0	0	0	0	(18)	(973)
																			654	55007
																			(12)	(984)
																			387	55394
																			(7)	(991)
																			221	55615
																			(4)	(995)
																			143	55758
																			(3)	(998)
																			51	55809
																			(1)	(999)
																			23	55832
																			(0)	(999)
																			49	55881
																			(1)	(1000)
																			8	55889
																			(0)	(1000)
																			0	55889
																			(0)	(1000)
																			0	55889
																			(0)	(1000)
																			0	55889
																			(0)	(1000)
TOTAL	7088	5072	9177	10960	10643	7246	3460	1524	456	179	75	7	2	0	0	0	0	0	55889	55889
(0.1%)	(127)	(91)	(164)	(196)	(190)	(130)	(62)	(27)	(8)	(3)	(1)	(0)	(0)	(0)	(0)	(0)	(0)	(0)	(1000)	(1000)
MICHO	7088	12160	21337	32297	42940	50186	53646	55170	55626	55805	55880	55887	55889	55889	55889	55889	55889	55889	55889	55889
(0.1%)	(127)	(218)	(382)	(578)	(768)	(898)	(960)	(987)	(995)	(998)	(1000)	(1000)	(1000)	(1000)	(1000)	(1000)	(1000)	(1000)	(1000)	(1000)

付表－2.1(1)f　酒田港（PW, USW）波高・周期別出現率表（通年）

SAKATA　　NEN　HYO　　69- 11 - 84- 12　　RITU BUNPU HYO

H \ T	SEIOH	3- 4	4- 5	5- 6	6- 7	7- 8	8- 9	9-10	10-11	11-12	12-13	13-14	14-15	15-16	16-17	17-18	18-19	19-	H3 T3 TOTAL	MICHO
SEIOH	11.6	3.3	2.9	0.9	0.3	0.2	0.2	0.1	0.0	0.0	0.0	0.	0.	0.	0.	0.	0.	0.	19.5	19.5
0.25- 0.50	1.0	4.0	5.8	4.2	2.2	0.8	0.3	0.1	0.0	0.0	0.0	0.	0.	0.	0.	0.	0.	0.	(10887)	(10887)
0.50- 0.75	0.1	1.3	3.2	3.6	2.3	0.9	0.2	0.0	0.0	0.0	0.0	0.	0.	0.	0.	0.	0.	0.	18.2	37.7
0.75- 1.00	0.0	0.4	2.2	2.8	2.6	1.0	0.2	0.0	0.0	0.0	0.	0.	0.	0.	0.	0.	0.	0.	(10190)	(21077)
1.00- 1.25	0.	0.0	1.4	2.3	2.2	1.1	0.2	0.0	0.0	0.	0.0	0.	0.	0.	0.	0.	0.	0.	11.6	49.3
1.25- 1.50	0.	0.0	0.7	2.1	1.8	1.1	0.3	0.0	0.0	0.0	0.	0.0	0.	0.	0.	0.	0.	0.	(6501)	(27578)
1.50- 1.75	0.	0.	0.2	1.8	1.7	1.1	0.4	0.1	0.0	0.0	0.	0.	0.	0.	0.	0.	0.	0.	9.2	58.6
1.75- 2.00	0.	0.	0.0	1.2	1.6	0.9	0.4	0.1	0.0	0.0	0.0	0.	0.	0.	0.	0.	0.	0.	(5161)	(32739)
2.00- 2.50	0.	0.0	0.1	0.7	2.7	2.0	0.8	0.3	0.0	0.0	0.0	0.	0.	0.	0.	0.	0.	0.	7.3	65.9
2.50- 3.00	0.	0.0	0.0	0.1	1.4	1.9	0.8	0.3	0.1	0.0	0.0	0.	0.	0.	0.	0.	0.	0.	(4070)	(36809)
3.00- 3.50	0.	0.0	0.0	0.0	0.3	1.4	0.8	0.3	0.1	0.0	0.0	0.	0.	0.	0.	0.	0.	0.	6.0	71.9
3.50- 4.00	0.	0.	0.0	0.0	0.0	0.5	0.8	0.3	0.1	0.0	0.	0.	0.0	0.	0.	0.	0.	0.	(3376)	(40185)
4.00- 4.50	0.	0.	0.0	0.	0.0	0.1	0.6	0.3	0.1	0.0	0.0	0.	0.	0.	0.	0.	0.	0.	5.2	77.1
4.50- 5.00	0.	0.	0.	0.	0.0	0.0	0.2	0.4	0.1	0.0	0.0	0.	0.	0.	0.	0.	0.	0.	(2915)	(43100)
5.00- 5.50	0.	0.	0.	0.0	0.	0.	0.0	0.2	0.1	0.0	0.0	0.	0.	0.	0.	0.	0.	0.	4.3	81.4
5.50- 6.00	0.	0.	0.	0.	0.	0.	0.0	0.1	0.1	0.0	0.0	0.	0.	0.	0.	0.	0.	0.	(2420)	(45520)
6.00- 6.50	0.	0.	0.	0.	0.	0.	0.	0.0	0.0	0.0	0.0	0.0	0.	0.	0.	0.	0.	0.	6.6	88.1
6.50- 7.00	0.	0.	0.	0.	0.	0.	0.	0.0	0.0	0.0	0.0	0.0	0.	0.	0.	0.	0.	0.	(3700)	(49220)
7.00- 8.00	0.	0.	0.	0.	0.	0.	0.	0.	0.0	0.0	0.0	0.0	0.0	0.	0.	0.	0.	0.	4.5	92.6
8.00- 9.00	0.	0.	0.	0.	0.	0.	0.	0.	0.0	0.0	0.0	0.0	0.	0.	0.	0.	0.	0.	(2518)	(51738)
9.00-10.00	0.	0.	0.	0.	0.	0.	0.	0.	0.	0.	0.	0.	0.	0.	0.	0.	0.	0.	2.9	95.5
10.00-11.00	0.	0.	0.	0.	0.	0.	0.	0.	0.	0.	0.	0.	0.	0.	0.	0.	0.	0.	(1620)	(53358)
11.00-12.00	0.	0.	0.	0.	0.	0.	0.	0.	0.	0.	0.	0.	0.	0.	0.	0.	0.	0.	1.8	97.3
12.00-	0.	0.	0.	0.	0.	0.	0.	0.	0.	0.	0.	0.	0.	0.	0.	0.	0.	0.	(995)	(54353)
																			1.2	98.4
																			(654)	(55007)
																			0.7	99.1
																			(387)	(55394)
																			0.4	99.5
																			(221)	(55615)
																			0.3	99.8
																			(143)	(55758)
																			0.1	99.9
																			(51)	(55809)
																			0.0	99.9
																			(23)	(55832)
																			0.1	100.0
																			(49)	(55881)
																			0.0	100.0
																			(8)	(55889)
																			0.	100.0
																			(0)	(55889)
																			0.	100.0
																			(0)	(55889)
																			0.	100.0
																			(0)	(55889)
																			0.	100.0
																			(0)	(55889)
TOTAL	12.7	9.1	16.4	19.6	19.0	13.0	6.2	2.7	0.8	0.3	0.1	0.0	0.0	0.	0.	0.	0.	0.	100.0	100.0
	7088	5072	9177	10960	10643	7246	3460	1524	456	179	75	7	2	0	0	0	0	0	55889	55889
MICHO	12.7	21.8	38.2	57.8	76.8	89.8	96.0	98.7	99.5	99.8	100.0	100.0	100.0	100.0	100.0	100.0	100.0	100.0	100.0	100.0
	7088	12160	21337	32297	42940	50186	53646	55170	55626	55805	55880	55887	55889	55889	55889	55889	55889	55889	55889	55889

付表－2.1(2)a　酒田港（USW）　波高・周期別度数分布表（冬季）

SAKATA　　KISYU　USW　KI.　HYO　　73- 84　12- 2　　DOSUU BUNPU HYO　H3　T3

H \ T	SEION	3- 4	4- 5	5- 6	6- 7	7- 8	8- 9	9-10	10-11	11-12	12-13	13-14	14-15	15-16	16-17	17-18	18-19	19-	TOTAL	HICHO
SEION	22	11	34	25	1	0	0	0	0	0	0	0	0	0	0	0	0	0	93 (8)	93 (8)
0.25- 0.50	5	35	129	230	86	6	0	0	0	0	0	0	0	0	0	0	0	0	491 (44)	584 (52)
0.50- 0.75	1	31	137	220	201	35	2	0	0	0	0	0	0	0	0	0	0	0	627 (56)	1211 (108)
0.75- 1.00	0	25	176	276	304	75	1	0	0	0	0	0	0	0	0	0	0	0	857 (76)	2068 (184)
1.00- 1.25	0	3	132	321	355	118	6	0	0	0	0	0	0	0	0	0	0	0	935 (83)	3003 (267)
1.25- 1.50	0	1	114	357	379	146	18	0	0	0	0	0	0	0	0	0	0	0	1015 (90)	4018 (358)
1.50- 1.75	0	0	29	382	448	147	20	0	0	0	0	0	0	0	0	0	0	0	1026 (91)	5044 (449)
1.75- 2.00	0	0	8	314	484	205	55	4	0	0	0	0	0	0	0	0	0	0	1070 (95)	6114 (545)
2.00- 2.50	0	7	26	196	884	528	102	18	0	0	0	0	0	0	0	0	0	0	1761 (157)	7875 (701)
2.50- 3.00	0	3	4	51	533	630	162	15	0	0	0	0	0	0	0	0	0	0	1398 (125)	9273 (826)
3.00- 3.50	0	1	3	11	108	494	175	22	4	0	0	0	0	0	0	0	0	0	818 (73)	10091 (899)
3.50- 4.00	0	0	1	1	10	184	228	45	6	0	0	0	0	0	0	0	0	0	475 (42)	10566 (941)
4.00- 4.50	0	0	1	0	1	22	193	68	4	1	0	0	0	0	0	0	0	0	290 (26)	10856 (967)
4.50- 5.00	0	0	0	0	0	3	80	93	7	2	0	0	0	0	0	0	0	0	185 (16)	11041 (983)
5.00- 5.50	0	0	0	1	0	0	14	62	12	3	2	0	0	0	0	0	0	0	94 (8)	11135 (992)
5.50- 6.00	0	0	0	0	0	0	4	30	29	4	0	0	0	0	0	0	0	0	67 (6)	11202 (998)
6.00- 6.50	0	0	0	0	0	0	0	2	6	7	1	0	0	0	0	0	0	0	16 (1)	11218 (999)
6.50- 7.00	0	0	0	0	0	0	0	2	0	3	0	0	0	0	0	0	0	0	5 (0)	11223 (1000)
7.00- 8.00	0	0	0	0	0	0	0	0	2	2	0	0	0	0	0	0	0	0	4 (0)	11227 (1000)
8.00- 9.00	0	0	0	0	0	0	0	0	0	0	0	0	0	0	0	0	0	0	0 (0)	11227 (1000)
9.00-10.00	0	0	0	0	0	0	0	0	0	0	0	0	0	0	0	0	0	0	0 (0)	11227 (1000)
10.00-11.00	0	0	0	0	0	0	0	0	0	0	0	0	0	0	0	0	0	0	0 (0)	11227 (1000)
11.00-12.00	0	0	0	0	0	0	0	0	0	0	0	0	0	0	0	0	0	0	0 (0)	11227 (1000)
12.00-	0	0	0	0	0	0	0	0	0	0	0	0	0	0	0	0	0	0	0 (0)	11227 (1000)
TOTAL	28	117	794	2385	3794	2593	1060	361	70	22	3	0	0	0	0	0	0	0	11227	11227
(0.1%)	(2)	(10)	(71)	(212)	(338)	(231)	(94)	(32)	(6)	(2)	(0)	(0)	(0)	(0)	(0)	(0)	(0)	(0)	(1000)	(1000)
HICHO	28	145	939	3324	7118	9711	10771	11132	11202	11224	11227	11227	11227	11227	11227	11227	11227	11227	11227	11227
(0.1%)	(2)	(13)	(84)	(296)	(634)	(865)	(959)	(992)	(998)	(1000)	(1000)	(1000)	(1000)	(1000)	(1000)	(1000)	(1000)	(1000)	(1000)	(1000)

付表－2.1(2)b　酒田港（USW）　波高・周期別度数分布表（春季）

SAKATA　　KISYU　USW　KI　HYO　　74- 84　3- 5　　DOSUU BUNPU HYO　H3　T3

H \ T	SEION	3- 4	4- 5	5- 6	6- 7	7- 8	8- 9	9-10	10-11	11-12	12-13	13-14	14-15	15-16	16-17	17-18	18-19	19-	TOTAL	HICHO
SEION	720	394	364	99	6	0	0	0	0	0	0	0	0	0	0	0	0	0	1583 (156)	1583 (156)
0.25- 0.50	184	536	820	533	122	15	2	0	0	0	0	0	0	0	0	0	0	0	2212 (219)	3795 (375)
0.50- 0.75	23	225	494	483	168	9	3	1	0	0	0	0	0	0	0	0	0	0	1406 (139)	5201 (514)
0.75- 1.00	0	71	364	465	223	29	3	0	0	0	0	0	0	0	0	0	0	0	1155 (114)	6356 (628)
1.00- 1.25	0	6	283	382	226	49	0	0	0	0	0	0	0	0	0	0	0	0	946 (93)	7302 (722)
1.25- 1.50	0	2	116	381	203	49	7	0	0	0	0	0	0	0	0	0	0	0	758 (75)	8060 (797)
1.50- 1.75	0	0	31	301	158	50	11	1	0	0	0	0	0	0	0	0	0	0	552 (55)	8612 (851)
1.75- 2.00	0	0	4	162	159	49	9	2	0	0	0	0	0	0	0	0	0	0	385 (38)	8997 (889)
2.00- 2.50	0	0	1	79	249	100	27	1	0	0	0	0	0	0	0	0	0	0	457 (45)	9454 (934)
2.50- 3.00	0	0	0	4	93	109	17	4	0	0	0	0	0	0	0	0	0	0	227 (22)	9681 (957)
3.00- 3.50	0	0	0	0	18	106	34	10	2	0	0	0	0	0	0	0	0	0	170 (17)	9851 (974)
3.50- 4.00	0	0	0	0	1	51	70	7	1	0	0	0	0	0	0	0	0	0	130 (13)	9981 (986)
4.00- 4.50	0	0	0	0	1	10	54	16	3	0	0	0	0	0	0	0	0	0	84 (8)	10065 (995)
4.50- 5.00	0	0	0	0	0	1	14	15	1	0	0	0	0	0	0	0	0	0	31 (3)	10096 (998)
5.00- 5.50	0	0	0	0	0	0	1	10	3	0	0	0	0	0	0	0	0	0	14 (1)	10110 (999)
5.50- 6.00	0	0	0	0	0	0	0	3	5	0	0	0	0	0	0	0	0	0	8 (1)	10118 (1000)
6.00- 6.50	0	0	0	0	0	0	0	0	0	0	0	1	0	0	0	0	0	0	1 (0)	10119 (1000)
6.50- 7.00	0	0	0	0	0	0	0	0	0	0	0	0	0	0	0	0	0	0	0 (0)	10119 (1000)
7.00- 8.00	0	0	0	0	0	0	0	0	0	0	0	0	0	0	0	0	0	0	0 (0)	10119 (1000)
8.00- 9.00	0	0	0	0	0	0	0	0	0	0	0	0	0	0	0	0	0	0	0 (0)	10119 (1000)
9.00-10.00	0	0	0	0	0	0	0	0	0	0	0	0	0	0	0	0	0	0	0 (0)	10119 (1000)
10.00-11.00	0	0	0	0	0	0	0	0	0	0	0	0	0	0	0	0	0	0	0 (0)	10119 (1000)
11.00-12.00	0	0	0	0	0	0	0	0	0	0	0	0	0	0	0	0	0	0	0 (0)	10119 (1000)
12.00-	0	0	0	0	0	0	0	0	0	0	0	0	0	0	0	0	0	0	0 (0)	10119 (1000)
TOTAL	927	1234	2477	2889	1627	627	252	70	15	0	0	1	0	0	0	0	0	0	10119	10119
(0.1%)	(92)	(122)	(245)	(286)	(161)	(62)	(25)	(7)	(1)	(0)	(0)	(0)	(0)	(0)	(0)	(0)	(0)	(0)	(1000)	(1000)
HICHO	927	2161	4638	7527	9154	9781	10033	10103	10118	10118	10118	10119	10119	10119	10119	10119	10119	10119	10119	10119
(0.1%)	(92)	(214)	(458)	(744)	(905)	(967)	(992)	(998)	(1000)	(1000)	(1000)	(1000)	(1000)	(1000)	(1000)	(1000)	(1000)	(1000)	(1000)	(1000)

付表－2.1(2)c　酒田港（USW）　波高・周期別度数分布表（夏季）

SAKATA　KISYU USW　KI HYO　74- 84　6- 8　DOSUU BUNPU HYO　H3 T3

H \ T	SEION	3- 4	4- 5	5- 6	6- 7	7- 8	8- 9	9-10	10-11	11-12	12-13	13-14	14-15	15-16	16-17	17-18	18-19	19-	TOTAL	HICHO
SEION	1623	1073	854	235	32	8	5	1	0	0	0	0	0	0	0	0	0	0	3831 (345)	3831 (345)
0.25- 0.50	263	1177	1447	715	151	19	14	6	1	0	0	0	0	0	0	0	0	0	3793 (342)	7624 (687)
0.50- 0.75	9	274	695	479	141	28	2	0	0	0	0	0	0	0	0	0	0	0	1628 (147)	9252 (833)
0.75- 1.00	1	58	342	312	150	27	2	0	0	0	0	0	0	0	0	0	0	0	892 (80)	10144 (914)
1.00- 1.25	0	1	135	171	99	27	4	0	0	0	0	0	0	0	0	0	0	0	437 (39)	10581 (953)
1.25- 1.50	0	0	33	97	68	19	2	0	0	0	0	0	0	0	0	0	0	0	219 (20)	10800 (973)
1.50- 1.75	0	0	7	66	45	15	1	1	0	0	0	0	0	0	0	0	0	0	135 (12)	10935 (985)
1.75- 2.00	0	0	1	29	27	4	6	2	0	0	0	0	0	0	0	0	0	0	69 (6)	11004 (991)
2.00- 2.50	0	0	0	4	36	17	5	2	0	0	0	0	0	0	0	0	0	0	64 (6)	11068 (997)
2.50- 3.00	0	0	0	0	2	6	3	2	0	0	0	0	0	0	0	0	0	0	13 (1)	11081 (998)
3.00- 3.50	0	0	0	0	0	2	3	3	0	0	0	0	0	0	0	0	0	0	8 (1)	11089 (999)
3.50- 4.00	0	0	0	0	0	0	3	1	0	0	0	0	0	0	0	0	0	0	4 (0)	11093 (999)
4.00- 4.50	0	0	0	0	0	0	2	0	0	0	0	0	0	0	0	0	0	0	2 (0)	11095 (999)
4.50- 5.00	0	0	0	0	0	0	0	0	1	0	0	0	0	0	0	0	0	0	1 (0)	11096 (1000)
5.00- 5.50	0	0	0	0	0	0	0	3	1	0	0	0	0	0	0	0	0	0	4 (0)	11100 (1000)
5.50- 6.00	0	0	0	0	0	0	0	1	0	0	0	0	0	0	0	0	0	0	1 (0)	11101 (1000)
6.00- 6.50	0	0	0	0	0	0	0	0	0	0	0	0	0	0	0	0	0	0	0 (0)	11101 (1000)
6.50- 7.00	0	0	0	0	0	0	0	0	0	0	0	0	0	0	0	0	0	0	0 (0)	11101 (1000)
7.00- 8.00	0	0	0	0	0	0	0	0	0	0	0	0	0	0	0	0	0	0	0 (0)	11101 (1000)
8.00- 9.00	0	0	0	0	0	0	0	0	0	0	0	0	0	0	0	0	0	0	0 (0)	11101 (1000)
9.00-10.00	0	0	0	0	0	0	0	0	0	0	0	0	0	0	0	0	0	0	0 (0)	11101 (1000)
10.00-11.00	0	0	0	0	0	0	0	0	0	0	0	0	0	0	0	0	0	0	0 (0)	11101 (1000)
11.00-12.00	0	0	0	0	0	0	0	0	0	0	0	0	0	0	0	0	0	0	0 (0)	11101 (1000)
12.00-	0	0	0	0	0	0	0	0	0	0	0	0	0	0	0	0	0	0	0 (0)	11101 (1000)
TOTAL	1896	2583	3514	2108	751	172	52	22	3	0	0	0	0	0	0	0	0	0	11101	11101
(0.1%)	(171)	(233)	(317)	(190)	(68)	(15)	(5)	(2)	(0)	(0)	(0)	(0)	(0)	(0)	(0)	(0)	(0)	(0)	(1000)	(1000)
HICHO	1896	4479	7993	10101	10852	11024	11076	11098	11101	11101	11101	11101	11101	11101	11101	11101	11101	11101	11101	11101
(0.1%)	(171)	(403)	(720)	(910)	(978)	(993)	(998)	(1000)	(1000)	(1000)	(1000)	(1000)	(1000)	(1000)	(1000)	(1000)	(1000)	(1000)	(1000)	(1000)

付表－2.1(2)d　酒田港（USW）　波高・周期別度数分布表（秋季）

SAKATA　KISYU USW　KI HYO　73- 84　9- 11　DOSUU BUNPU HYO　H3 T3

H \ T	SEION	3- 4	4- 5	5- 6	6- 7	7- 8	8- 9	9-10	10-11	11-12	12-13	13-14	14-15	15-16	16-17	17-18	18-19	19-	TOTAL	HICHO
SEION	374	374	336	100	13	0	0	0	0	0	0	0	0	0	0	0	0	0	1497 (131)	1497 (131)
0.25- 0.50	87	472	830	694	133	16	2	0	0	0	0	0	0	0	0	0	0	0	2234 (196)	3731 (327)
0.50- 0.75	9	205	442	649	262	25	0	1	0	0	0	0	0	0	0	0	0	0	1593 (140)	5324 (467)
0.75- 1.00	0	73	342	446	397	58	0	1	0	0	0	0	0	0	0	0	0	0	1317 (116)	6641 (582)
1.00- 1.25	0	7	216	379	341	87	6	1	0	0	0	0	0	0	0	0	0	0	1037 (91)	7678 (673)
1.25- 1.50	0	0	95	277	251	138	10	0	0	0	0	0	0	0	0	0	0	0	771 (68)	8449 (741)
1.50- 1.75	0	0	35	212	203	156	33	0	0	0	0	0	0	0	0	0	0	0	639 (56)	9088 (797)
1.75- 2.00	0	0	3	142	185	135	26	3	1	0	0	0	0	0	0	0	0	0	495 (43)	9583 (841)
2.00- 2.50	0	0	1	77	276	248	105	3	0	0	0	0	0	0	0	0	0	0	710 (62)	10293 (903)
2.50- 3.00	0	0	1	6	99	206	101	12	2	0	0	0	0	0	0	0	0	0	427 (37)	10720 (940)
3.00- 3.50	0	0	0	2	14	121	85	28	6	0	0	0	0	0	0	0	0	0	256 (22)	10976 (963)
3.50- 4.00	0	0	0	0	1	30	88	42	4	3	0	0	0	0	0	0	0	0	168 (15)	11144 (977)
4.00- 4.50	0	0	0	0	0	10	41	40	11	5	0	0	0	0	0	0	0	0	107 (9)	11251 (987)
4.50- 5.00	0	0	0	0	0	0	21	40	5	2	0	0	0	0	0	0	0	0	68 (6)	11319 (993)
5.00- 5.50	0	0	0	0	0	0	5	30	7	0	0	0	0	0	0	0	0	0	42 (4)	11361 (996)
5.50- 6.00	0	0	0	0	0	0	0	4	9	3	0	0	0	0	0	0	0	0	16 (1)	11377 (998)
6.00- 6.50	0	0	0	0	0	0	0	0	9	6	0	0	0	0	0	0	0	0	15 (1)	11392 (999)
6.50- 7.00	0	0	0	0	0	0	0	0	1	3	0	0	0	0	0	0	0	0	4 (0)	11396 (1000)
7.00- 8.00	0	0	0	0	0	0	0	0	1	4	0	0	0	0	0	0	0	0	5 (0)	11401 (1000)
8.00- 9.00	0	0	0	0	0	0	0	0	0	0	0	0	0	0	0	0	0	0	0 (0)	11401 (1000)
9.00-10.00	0	0	0	0	0	0	0	0	0	0	0	0	0	0	0	0	0	0	0 (0)	11401 (1000)
10.00-11.00	0	0	0	0	0	0	0	0	0	0	0	0	0	0	0	0	0	0	0 (0)	11401 (1000)
11.00-12.00	0	0	0	0	0	0	0	0	0	0	0	0	0	0	0	0	0	0	0 (0)	11401 (1000)
12.00-	0	0	0	0	0	0	0	0	0	0	0	0	0	0	0	0	0	0	0 (0)	11401 (1000)
TOTAL	770	1131	2301	2984	2175	1230	523	205	56	26	0	0	0	0	0	0	0	0	11401	11401
(0.1%)	(68)	(99)	(202)	(262)	(191)	(108)	(46)	(18)	(5)	(2)	(0)	(0)	(0)	(0)	(0)	(0)	(0)	(0)	(1000)	(1000)
HICHO	770	1901	4202	7186	9361	10591	11114	11319	11375	11401	11401	11401	11401	11401	11401	11401	11401	11401	11401	11401
(0.1%)	(68)	(167)	(369)	(630)	(821)	(929)	(975)	(993)	(998)	(1000)	(1000)	(1000)	(1000)	(1000)	(1000)	(1000)	(1000)	(1000)	(1000)	(1000)

付表－2.1(2)e　酒田港（USW）　波高・周期別度数分布表（通年）

SAKATA　　NEN HYO　　73- 9 - 84- 12　　SOSUU BUNPU HYO

H \ T	SEION	3- 4	4- 5	5- 6	6- 7	KISYU 7- 8	USW 8- 9	9-10	10-11	11-12	12-13	13-14	14-15	15-16	16-17	17-18	18-19	19-	H3	T3 TOTAL	MICHO
SEION	3039	1853	1596	460	52	8	5	1	0	0	0	0	0	0	0	0	0	0	0	7014	7014
0.25- 0.50	539	2224	3233	2174	493	56	18	6	1	0	0	0	0	0	0	0	0	0	0	(159)	(159)
0.50- 0.75	42	736	1775	1853	778	97	7	2	0	0	0	0	0	0	0	0	0	0	0	8744	15758
0.75- 1.00	1	227	1237	1510	1085	189	6	1	0	0	0	0	0	0	0	0	0	0	0	(198)	(356)
1.00- 1.25	0	18	777	1259	1029	287	16	1	0	0	0	0	0	0	0	0	0	0	0	5290	21048
1.25- 1.50	0	3	360	1118	908	359	39	0	0	0	0	0	0	0	0	0	0	0	0	(120)	(476)
1.50- 1.75	0	0	104	968	863	374	67	2	0	0	0	0	0	0	0	0	0	0	0	4256	25304
1.75- 2.00	0	0	17	654	862	402	97	11	1	0	0	0	0	0	0	0	0	0	0	(96)	(572)
2.00- 2.50	0	7	28	364	1469	909	242	24	0	0	0	0	0	0	0	0	0	0	0	3387	28691
2.50- 3.00	0	3	5	61	740	976	287	33	2	0	0	0	0	0	0	0	0	0	0	(77)	(649)
3.00- 3.50	0	1	3	13	144	746	307	63	12	0	0	0	0	0	0	0	0	0	0	2787	31478
3.50- 4.00	0	0	1	1	12	270	398	96	11	3	0	0	0	0	0	0	0	0	0	(63)	(712)
4.00- 4.50	0	0	1	0	2	44	298	130	18	6	0	0	0	0	0	0	0	0	0	2378	33856
4.50- 5.00	0	0	0	0	0	2	117	153	14	4	0	0	0	0	0	0	0	0	0	(56)	(766)
5.00- 5.50	0	0	0	1	0	0	20	107	23	3	2	0	0	0	0	0	0	0	0	2044	35900
5.50- 6.00	0	0	0	0	0	0	4	38	43	7	0	0	0	0	0	0	0	0	0	(46)	(812)
6.00- 6.50	0	0	0	0	0	0	0	2	15	13	1	1	0	0	0	0	0	0	0	3043	38943
6.50- 7.00	0	0	0	0	0	0	0	2	1	6	0	0	0	0	0	0	0	0	0	(69)	(881)
7.00- 8.00	0	0	0	0	0	0	0	0	3	6	0	0	0	0	0	0	0	0	0	2107	41050
8.00- 9.00	0	0	0	0	0	0	0	0	0	0	0	0	0	0	0	0	0	0	0	(48)	(926)
9.00-10.00	0	0	0	0	0	0	0	0	0	0	0	0	0	0	0	0	0	0	0	1289	42339
10.00-11.00	0	0	0	0	0	0	0	0	0	0	0	0	0	0	0	0	0	0	0	(29)	(957)
11.00-12.00	0	0	0	0	0	0	0	0	0	0	0	0	0	0	0	0	0	0	0	792	43131
12.00-	0	0	0	0	0	0	0	0	0	0	0	0	0	0	0	0	0	0	0	(18)	(975)
																			0	499	43630
																			0	(11)	(987)
																			0	292	43922
																			0	(7)	(993)
																			0	156	44078
																			0	(4)	(997)
																			0	92	44170
																			0	(2)	(999)
																			0	32	44202
																			0	(1)	(1000)
																			0	9	44211
																			0	(0)	(1000)
																			0	9	44220
																			0	(0)	(1000)
																			0	0	44220
																			0	(0)	(1000)
																			0	0	44220
																			0	(0)	(1000)
																			0	0	44220
																			0	(0)	(1000)
																			0	0	44220
																			0	(0)	(1000)
TOTAL	3621	5072	9137	10436	8437	4721	1928	672	144	48	3	1	0	0	0	0	0	0	0	44220	44220
(0.1%)	(82)	(115)	(207)	(236)	(191)	(107)	(44)	(15)	(3)	(1)	(0)	(0)	(0)	(0)	(0)	(0)	(0)	(0)	(0)	(1000)	(1000)
MICHO	3621	8693	17830	28266	36703	41424	43352	44024	44168	44216	44219	44220	44220	44220	44220	44220	44220	44220	44220	44220	44220
(0.1%)	(82)	(197)	(403)	(639)	(830)	(937)	(980)	(996)	(999)	(1000)	(1000)	(1000)	(1000)	(1000)	(1000)	(1000)	(1000)	(1000)	(1000)	(1000)	(1000)

付表－2.1(2)f　酒田港（USW）　波高・周期別出現率表（通年）

SAKATA　　NEN HYO　　73- 9 - 84- 12　　RITU BUNPU HYO

H \ T	SEION	3- 4	4- 5	5- 6	6- 7	KISYU 7- 8	USW 8- 9	9-10	10-11	11-12	12-13	13-14	14-15	15-16	16-17	17-18	18-19	19-	H3	T3 TOTAL	MICHO
SEION	6.9	4.2	3.6	1.0	0.1	0.0	0.0	0.0	0.	0.	0.	0.	0.	0.	0.	0.	0.	0.	0.	15.9	15.9
0.25- 0.50	1.2	5.0	7.3	4.9	1.1	0.1	0.0	0.0	0.0	0.	0.	0.	0.	0.	0.	0.	0.	0.	0.	(7014)	(7014)
0.50- 0.75	0.1	1.7	4.0	4.2	1.8	0.2	0.0	0.0	0.	0.	0.	0.	0.	0.	0.	0.	0.	0.	0.	19.8	35.6
0.75- 1.00	0.0	0.5	2.8	3.4	2.5	0.4	0.0	0.0	0.	0.	0.	0.	0.	0.	0.	0.	0.	0.	0.	(8744)	(15758)
1.00- 1.25	0.	0.0	1.8	2.8	2.3	0.6	0.0	0.0	0.	0.	0.	0.	0.	0.	0.	0.	0.	0.	0.	12.0	47.6
1.25- 1.50	0.	0.0	0.8	2.5	2.1	0.8	0.1	0.	0.	0.	0.	0.	0.	0.	0.	0.	0.	0.	0.	(5290)	(21048)
1.50- 1.75	0.	0.	0.2	2.2	2.0	0.8	0.2	0.0	0.	0.	0.	0.	0.	0.	0.	0.	0.	0.	0.	9.6	57.2
1.75- 2.00	0.	0.	0.0	1.5	1.9	0.9	0.2	0.0	0.0	0.	0.	0.	0.	0.	0.	0.	0.	0.	0.	(4256)	(25304)
2.00- 2.50	0.	0.0	0.1	0.8	3.3	2.1	0.5	0.1	0.	0.	0.	0.	0.	0.	0.	0.	0.	0.	0.	7.7	64.9
2.50- 3.00	0.	0.0	0.0	0.1	1.7	2.2	0.6	0.1	0.0	0.	0.	0.	0.	0.	0.	0.	0.	0.	0.	(3387)	(28691)
3.00- 3.50	0.	0.0	0.0	0.0	0.3	1.7	0.7	0.1	0.0	0.	0.	0.	0.	0.	0.	0.	0.	0.	0.	6.3	71.2
3.50- 4.00	0.	0.	0.0	0.0	0.0	0.6	0.9	0.2	0.0	0.0	0.	0.	0.	0.	0.	0.	0.	0.	0.	(2787)	(31478)
4.00- 4.50	0.	0.	0.0	0.	0.0	0.1	0.7	0.3	0.0	0.0	0.	0.	0.	0.	0.	0.	0.	0.	0.	5.4	76.6
4.50- 5.00	0.	0.	0.	0.	0.	0.0	0.3	0.3	0.0	0.0	0.	0.	0.	0.	0.	0.	0.	0.	0.	(2378)	(33856)
5.00- 5.50	0.	0.	0.	0.0	0.	0.	0.0	0.2	0.1	0.0	0.0	0.	0.	0.	0.	0.	0.	0.	0.	4.6	81.2
5.50- 6.00	0.	0.	0.	0.	0.	0.	0.0	0.1	0.1	0.0	0.	0.	0.	0.	0.	0.	0.	0.	0.	(2044)	(35900)
6.00- 6.50	0.	0.	0.	0.	0.	0.	0.	0.0	0.0	0.0	0.0	0.0	0.	0.	0.	0.	0.	0.	0.	6.9	88.1
6.50- 7.00	0.	0.	0.	0.	0.	0.	0.	0.0	0.0	0.0	0.	0.	0.	0.	0.	0.	0.	0.	0.	(3043)	(38943)
7.00- 8.00	0.	0.	0.	0.	0.	0.	0.	0.	0.0	0.0	0.	0.	0.	0.	0.	0.	0.	0.	0.	4.8	92.8
8.00- 9.00	0.	0.	0.	0.	0.	0.	0.	0.	0.	0.	0.	0.	0.	0.	0.	0.	0.	0.	0.	(2107)	(41050)
9.00-10.00	0.	0.	0.	0.	0.	0.	0.	0.	0.	0.	0.	0.	0.	0.	0.	0.	0.	0.	0.	2.9	95.7
10.00-11.00	0.	0.	0.	0.	0.	0.	0.	0.	0.	0.	0.	0.	0.	0.	0.	0.	0.	0.	0.	(1289)	(42339)
11.00-12.00	0.	0.	0.	0.	0.	0.	0.	0.	0.	0.	0.	0.	0.	0.	0.	0.	0.	0.	0.	1.8	97.5
12.00-	0.	0.	0.	0.	0.	0.	0.	0.	0.	0.	0.	0.	0.	0.	0.	0.	0.	0.	0.	(792)	(43131)
																			0.	1.1	98.7
																			0.	(499)	(43630)
																			0.	0.7	99.3
																			0.	(292)	(43922)
																			0.	0.4	99.7
																			0.	(156)	(44078)
																			0.	0.2	99.9
																			0.	(92)	(44170)
																			0.	0.1	100.0
																			0.	(32)	(44202)
																			0.	0.0	100.0
																			0.	(9)	(44211)
																			0.	0.0	100.0
																			0.	(9)	(44220)
																			0.	0.	100.0
																			0.	(0)	(44220)
																			0.	0.	100.0
																			0.	(0)	(44220)
																			0.	0.	100.0
																			0.	(0)	(44220)
																			0.	0.	100.0
																			0.	(0)	(44220)
TOTAL	8.2	11.5	20.7	23.6	19.1	10.7	4.4	1.5	0.3	0.1	0.0	0.0	0.	0.	0.	0.	0.	0.	0.	100.0	100.0
	3621	5072	9137	10436	8437	4721	1928	672	144	48	3	1	0	0	0	0	0	0	0	44220	44220
MICHO	8.2	19.7	40.3	63.9	83.0	93.7	98.0	99.6	99.9	100.0	100.0	100.0	100.0	100.0	100.0	100.0	100.0	100.0	100.0	100.0	100.0
	3621	8693	17830	28266	36703	41424	43352	44024	44168	44216	44219	44220	44220	44220	44220	44220	44220	44220	44220	44220	44220

付表－2.2 a　弾崎　波高・周期別度数分布表（冬季）

HAJIKIZAKI

H \ T SEION	3- 4	4- 5	5- 6	6- 7	7- 8	8- 9	9-10	10-11	11-12	12-13	13-14	14-15	15-16	16-17	17-18	18-19	19-	TOTAL	MICHO
	KISYU					USW	KI		HYO				78- 84		12- 2		DOSUU BUNPU HYO	H3	T3
0.25- 0.50	17	11	2	0	0	0	0	0	0	0	0	0	0	0	0	0	0	0	0
																		(0)	(0)
0.50- 0.75	1	54	81	48	12	0	0	0	0	0	0	0	0	0	0	0	0	30	30
																		(6)	(6)
0.75- 1.00	0	13	160	120	47	9	0	0	0	0	0	0	0	0	0	0	0	196	226
																		(37)	(43)
1.00- 1.25	0	1	80	216	124	18	0	0	0	0	0	0	0	0	0	0	0	349	575
																		(66)	(109)
1.25- 1.50	0	0	26	184	226	84	3	0	0	0	0	0	0	0	0	0	0	439	1014
																		(84)	(193)
1.50- 1.75	0	0	8	133	224	130	5	0	0	0	0	0	0	0	0	0	0	525	1539
																		(100)	(293)
1.75- 2.00	0	0	0	56	241	152	28	0	0	0	0	0	0	0	0	0	0	500	2039
																		(95)	(388)
2.00- 2.50	0	0	0	40	343	369	93	9	0	0	0	0	0	0	0	0	0	477	2516
																		(91)	(479)
2.50- 3.00	0	0	0	1	121	341	140	22	1	0	0	0	0	0	0	0	0	854	3370
																		(143)	(642)
3.00- 3.50	0	0	0	0	13	276	183	48	4	1	0	0	0	0	0	0	0	626	3996
																		(119)	(761)
3.50- 4.00	0	0	0	0	1	79	150	54	10	0	0	0	0	0	0	0	0	525	4521
																		(100)	(861)
4.00- 4.50	0	0	0	0	0	10	87	78	11	1	0	0	0	0	0	0	0	291	4812
																		(55)	(916)
4.50- 5.00	0	0	0	0	0	0	29	82	14	1	0	0	0	0	0	0	0	187	4999
																		(36)	(952)
5.00- 5.50	0	0	0	0	0	0	3	45	23	1	0	0	0	0	0	0	0	126	5125
																		(24)	(976)
5.50- 6.00	0	0	0	0	0	0	2	18	11	4	2	0	0	0	0	0	0	72	5197
																		(14)	(990)
6.00- 6.50	0	0	0	0	0	0	0	2	6	5	0	0	0	0	0	0	0	37	5234
																		(7)	(997)
6.50- 7.00	0	0	0	0	0	0	0	0	1	3	0	0	0	0	0	0	0	13	5247
																		(2)	(999)
7.00- 8.00	0	0	0	0	0	0	0	0	1	0	0	0	0	0	0	0	0	4	5251
																		(1)	(1000)
8.00- 9.00	0	0	0	0	0	0	0	0	0	0	0	0	0	0	0	0	0	1	5252
																		(0)	(1000)
9.00-10.00	0	0	0	0	0	0	0	0	0	0	0	0	0	0	0	0	0	0	5252
																		(0)	(1000)
10.00-11.00	0	0	0	0	0	0	0	0	0	0	0	0	0	0	0	0	0	0	5252
																		(0)	(1000)
11.00-12.00	0	0	0	0	0	0	0	0	0	0	0	0	0	0	0	0	0	0	5252
																		(0)	(1000)
12.00-	0	0	0	0	0	0	0	0	0	0	0	0	0	0	0	0	0	0	5252
																		(0)	(1000)
TOTAL	18	79	357	798	1352	1470	723	355	82	16	2	0	0	0	0	0	0	0	5252	5252
(0.1%)	(3)	(15)	(68)	(152)	(257)	(280)	(138)	(68)	(16)	(3)	(0)	(0)	(0)	(0)	(0)	(0)	(0)	(1000)	(1000)
MICHO	18	97	454	1252	2604	4074	4797	5152	5234	5250	5252	5252	5252	5252	5252	5252	5252	5252	5252
(0.1%)	(3)	(18)	(86)	(238)	(496)	(776)	(913)	(981)	(997)	(1000)	(1000)	(1000)	(1000)	(1000)	(1000)	(1000)	(1000)	(1000)	(1000)

付表－2.2 b　弾崎　波高・周期別度数分布表（春季）

HAJIKIZAKI

H \ T SEION	3- 4	4- 5	5- 6	6- 7	7- 8	8- 9	9-10	10-11	11-12	12-13	13-14	14-15	15-16	16-17	17-18	18-19	19-	TOTAL	MICHO
	KISYU					USW	KI		HYO				79- 84		3- 5		DOSUU BUNPU HYO	H3	T3
0.25- 0.50	16	48	11	0	0	0	0	0	0	0	0	0	0	0	0	0	0	75	75
																		(12)	(12)
0.50- 0.75	987	305	83	51	4	2	0	0	0	0	0	0	0	0	0	0	0	1432	1507
																		(228)	(240)
0.75- 1.00	52	464	447	123	15	0	0	0	0	0	0	0	0	0	0	0	0	1303	2810
																		(208)	(448)
1.00- 1.25	0	79	480	338	64	1	0	0	0	0	0	0	0	0	0	0	0	962	3772
																		(154)	(602)
1.25- 1.50	0	5	146	314	146	16	0	0	0	0	0	0	0	0	0	0	0	625	4397
																		(100)	(702)
1.50- 1.75	0	0	34	227	193	34	2	0	0	0	0	0	0	0	0	0	0	490	4887
																		(78)	(780)
1.75- 2.00	0	0	5	149	153	71	4	0	0	0	0	0	0	0	0	0	0	382	5269
																		(61)	(841)
2.00- 2.50	0	0	0	60	122	62	14	1	0	0	0	0	0	0	0	0	0	259	5528
																		(41)	(882)
2.50- 3.00	0	0	0	22	136	114	33	1	0	0	0	0	0	0	0	0	0	308	5836
																		(49)	(931)
3.00- 3.50	0	0	0	1	24	78	32	10	0	0	0	0	0	0	0	0	0	145	5981
																		(23)	(954)
3.50- 4.00	0	0	0	0	0	43	43	13	0	0	0	0	0	0	0	0	0	99	6080
																		(16)	(970)
4.00- 4.50	0	0	0	0	0	12	39	16	2	0	0	0	0	0	0	0	0	69	6149
																		(11)	(981)
4.50- 5.00	0	0	0	0	0	1	30	23	9	0	0	0	0	0	0	0	0	63	6212
																		(10)	(991)
5.00- 5.50	0	0	0	0	0	0	4	13	8	1	0	0	0	0	0	0	0	26	6238
																		(4)	(995)
5.50- 6.00	0	0	0	0	0	0	0	8	7	2	0	0	0	0	0	0	0	17	6255
																		(3)	(998)
6.00- 6.50	0	0	0	0	0	0	0	2	5	0	0	0	0	0	0	0	0	7	6262
																		(1)	(999)
6.50- 7.00	0	0	0	0	0	0	0	1	0	2	0	0	0	0	0	0	0	3	6265
																		(0)	(1000)
7.00- 8.00	0	0	0	0	0	0	0	1	0	1	0	0	0	0	0	0	0	2	6267
																		(0)	(1000)
8.00- 9.00	0	0	0	0	0	0	0	0	0	0	0	0	0	0	0	0	0	0	6267
																		(0)	(1000)
9.00-10.00	0	0	0	0	0	0	0	0	0	0	0	0	0	0	0	0	0	0	6267
																		(0)	(1000)
10.00-11.00	0	0	0	0	0	0	0	0	0	0	0	0	0	0	0	0	0	0	6267
																		(0)	(1000)
11.00-12.00	0	0	0	0	0	0	0	0	0	0	0	0	0	0	0	0	0	0	6267
																		(0)	(1000)
12.00-	0	0	0	0	0	0	0	0	0	0	0	0	0	0	0	0	0	0	6267
																		(0)	(1000)
TOTAL	1055	1101	1206	1285	857	436	201	89	31	6	0	0	0	0	0	0	0	0	6267	6267
(0.1%)	(168)	(176)	(192)	(205)	(137)	(70)	(32)	(14)	(5)	(1)	(0)	(0)	(0)	(0)	(0)	(0)	(0)	(0)	(1000)	(1000)
MICHO	1055	2156	3362	4647	5504	5940	6141	6230	6261	6267	6267	6267	6267	6267	6267	6267	6267	6267	6267	6267
(0.1%)	(168)	(344)	(536)	(742)	(878)	(948)	(980)	(994)	(999)	(1000)	(1000)	(1000)	(1000)	(1000)	(1000)	(1000)	(1000)	(1000)	(1000)	(1000)

付表－2.2 c　弾崎　波高・周期別度数分布表（夏季）

NAJIKIZAKI　KISYU　USW　KI　HYO　79- 84　6- 8　DOSUU BUNPU HYO　K3　T3

H \ T	SEION	3- 4	4- 5	5- 6	6- 7	7- 8	8- 9	9-10	10-11	11-12	12-13	13-14	14-15	15-16	16-17	17-18	18-19	19-	TOTAL	MICHO
SEION	55	75	83	12	0	0	0	0	0	0	0	0	0	0	0	0	0	0	225 (34)	225 (34)
0.25- 0.50	1970	491	320	144	22	5	0	0	0	0	0	0	0	0	0	0	0	0	2952 (450)	3177 (484)
0.50- 0.75	89	942	563	136	38	4	0	0	0	0	0	0	0	0	0	0	0	0	1772 (270)	4949 (754)
0.75- 1.00	0	66	426	284	71	20	3	0	0	0	0	0	0	0	0	0	0	0	870 (133)	5819 (887)
1.00- 1.25	0	0	85	156	87	23	2	0	0	0	0	0	0	0	0	0	0	0	353 (54)	6172 (941)
1.25- 1.50	0	0	23	54	59	29	7	0	0	0	0	0	0	0	0	0	0	0	172 (26)	6344 (967)
1.50- 1.75	0	0	3	14	26	26	7	0	0	0	0	0	0	0	0	0	0	0	76 (12)	6420 (979)
1.75- 2.00	0	0	0	2	15	18	7	0	0	0	0	0	0	0	0	0	0	0	42 (6)	6462 (985)
2.00- 2.50	0	0	0	3	20	18	13	1	1	0	0	0	0	0	0	0	0	0	56 (9)	6518 (994)
2.50- 3.00	0	0	0	1	1	5	10	9	0	0	0	0	0	0	0	0	0	0	26 (4)	6544 (998)
3.00- 3.50	0	0	0	0	1	5	2	3	0	0	0	0	0	0	0	0	0	0	11 (2)	6555 (999)
3.50- 4.00	0	0	0	0	1	2	0	1	0	0	0	0	0	0	0	0	0	0	4 (1)	6559 (1000)
4.00- 4.50	0	0	0	0	0	0	0	0	0	0	0	0	0	0	0	0	0	0	0 (0)	6559 (1000)
4.50- 5.00	0	0	0	0	0	1	0	0	0	0	0	0	0	0	0	0	0	0	1 (0)	6560 (1000)
5.00- 5.50	0	0	0	0	0	0	0	0	0	0	0	0	0	0	0	0	0	0	0 (0)	6560 (1000)
5.50- 6.00	0	0	0	0	0	0	0	0	0	0	0	0	0	0	0	0	0	0	0 (0)	6560 (1000)
6.00- 6.50	0	0	0	0	0	0	0	0	0	0	0	0	0	0	0	0	0	0	0 (0)	6560 (1000)
6.50- 7.00	0	0	0	0	0	0	0	0	0	0	0	0	0	0	0	0	0	0	0 (0)	6560 (1000)
7.00- 8.00	0	0	0	0	0	0	0	0	0	0	0	0	0	0	0	0	0	0	0 (0)	6560 (1000)
8.00- 9.00	0	0	0	0	0	0	0	0	0	0	0	0	0	0	0	0	0	0	0 (0)	6560 (1000)
9.00-10.00	0	0	0	0	0	0	0	0	0	0	0	0	0	0	0	0	0	0	0 (0)	6560 (1000)
10.00-11.00	0	0	0	0	0	0	0	0	0	0	0	0	0	0	0	0	0	0	0 (0)	6560 (1000)
11.00-12.00	0	0	0	0	0	0	0	0	0	0	0	0	0	0	0	0	0	0	0 (0)	6560 (1000)
12.00-	0	0	0	0	0	0	0	0	0	0	0	0	0	0	0	0	0	0	0 (0)	6560 (1000)
TOTAL	2114	1574	1503	806	341	156	51	14	1	0	0	0	0	0	0	0	0	0	6560	6560
(0.1%)	(322)	(240)	(229)	(123)	(52)	(24)	(8)	(2)	(0)	(0)	(0)	(0)	(0)	(0)	(0)	(0)	(0)	(0)	(1000)	(1000)
MICHO	2114	3688	5191	5997	6338	6494	6545	6559	6560	6560	6560	6560	6560	6560	6560	6560	6560	6560	6560	6560
(0.1%)	(322)	(562)	(791)	(914)	(966)	(990)	(998)	(1000)	(1000)	(1000)	(1000)	(1000)	(1000)	(1000)	(1000)	(1000)	(1000)	(1000)	(1000)	(1000)

付表－2.2 d　弾崎　波高・周期別度数分布表（秋季）

NAJIKIZAKI　KISYU　USW　KI　HYO　78- 84　9- 11　DOSUU BUNPU HYO　K3　T3

H \ T	SEION	3- 4	4- 5	5- 6	6- 7	7- 8	8- 9	9-10	10-11	11-12	12-13	13-14	14-15	15-16	16-17	17-18	18-19	19-	TOTAL	MICHO
SEION	0	11	3	0	0	0	0	0	0	0	0	0	0	0	0	0	0	0	14 (2)	14 (2)
0.25- 0.50	589	245	61	41	2	0	0	0	0	0	0	0	0	0	0	0	0	0	938 (147)	952 (149)
0.50- 0.75	58	677	394	109	20	0	0	0	0	0	0	0	0	0	0	0	0	0	1258 (197)	2210 (346)
0.75- 1.00	0	93	494	297	78	6	0	0	0	0	0	0	0	0	0	0	0	0	968 (151)	3178 (497)
1.00- 1.25	0	3	197	331	173	16	1	0	0	0	0	0	0	0	0	0	0	0	721 (113)	3899 (610)
1.25- 1.50	0	0	60	247	240	48	5	0	0	0	0	0	0	0	0	0	0	0	600 (94)	4499 (704)
1.50- 1.75	0	0	8	151	166	97	9	0	0	0	0	0	0	0	0	0	0	0	431 (67)	4930 (772)
1.75- 2.00	0	0	1	73	127	111	14	3	0	0	0	0	0	0	0	0	0	0	329 (51)	5259 (823)
2.00- 2.50	0	0	0	20	128	198	70	5	0	0	0	0	0	0	0	0	0	0	421 (66)	5680 (889)
2.50- 3.00	0	0	0	1	20	123	98	9	5	0	0	0	0	0	0	0	0	0	276 (43)	5956 (932)
3.00- 3.50	0	0	0	0	6	65	83	17	1	0	0	0	0	0	0	0	0	0	172 (27)	6128 (959)
3.50- 4.00	0	0	0	0	0	15	51	28	3	0	0	0	0	0	0	0	0	0	97 (15)	6225 (974)
4.00- 4.50	0	0	0	0	0	4	28	28	4	0	0	0	0	0	0	0	0	0	64 (10)	6289 (984)
4.50- 5.00	0	0	0	0	0	0	15	19	5	1	1	0	0	0	0	0	0	0	41 (6)	6330 (991)
5.00- 5.50	0	0	0	0	0	0	0	12	12	0	0	0	0	0	0	0	0	0	24 (4)	6354 (994)
5.50- 6.00	0	0	0	0	0	0	1	4	9	4	3	0	0	0	0	0	0	0	21 (3)	6375 (998)
6.00- 6.50	0	0	0	0	0	0	0	2	7	1	1	1	0	0	0	0	0	0	12 (2)	6387 (1000)
6.50- 7.00	0	0	0	0	0	0	0	0	1	0	0	1	0	0	0	0	0	0	2 (0)	6389 (1000)
7.00- 8.00	0	0	0	0	0	0	0	0	1	0	0	0	0	0	0	0	0	0	1 (0)	6390 (1000)
8.00- 9.00	0	0	0	0	0	0	0	0	0	0	0	0	0	0	0	0	0	0	0 (0)	6390 (1000)
9.00-10.00	0	0	0	0	0	0	0	0	0	0	0	0	0	0	0	0	0	0	0 (0)	6390 (1000)
10.00-11.00	0	0	0	0	0	0	0	0	0	0	0	0	0	0	0	0	0	0	0 (0)	6390 (1000)
11.00-12.00	0	0	0	0	0	0	0	0	0	0	0	0	0	0	0	0	0	0	0 (0)	6390 (1000)
12.00-	0	0	0	0	0	0	0	0	0	0	0	0	0	0	0	0	0	0	0 (0)	6390 (1000)
TOTAL	647	1029	1218	1270	980	683	375	127	48	6	5	2	0	0	0	0	0	0	6390	6390
(0.1%)	(101)	(161)	(191)	(199)	(153)	(107)	(59)	(20)	(8)	(1)	(1)	(0)	(0)	(0)	(0)	(0)	(0)	(0)	(1000)	(1000)
MICHO	647	1676	2894	4164	5144	5827	6202	6329	6377	6383	6388	6390	6390	6390	6390	6390	6390	6390	6390	6390
(0.1%)	(101)	(262)	(453)	(652)	(805)	(912)	(971)	(990)	(998)	(999)	(1000)	(1000)	(1000)	(1000)	(1000)	(1000)	(1000)	(1000)	(1000)	(1000)

付表－2.2 e　弾崎　波高・周期別度数分布表（通年）

HAJIKIZAKI　　NEN HYO　　78- 10 - 84- 12　　DOSUU BUNPU HYO

H \ T	SEION	3- 4	4- 5	5- 6	6- 7	KISYU 7- 8	USW 8- 9	9-10	10-11	11-12	12-13	13-14	14-15	15-16	16-17	17-18	18-19	19-	H3 T3 TOTAL	MICHO
SEION	71	134	97	12	0	0	0	0	0	0	0	0	0	0	0	0	0	0	314 (13)	314 (13)
0.25- 0.50	3543	1052	476	240	28	7	0	0	0	0	0	0	0	0	0	0	0	0	5366 (216)	5680 (229)
0.50- 0.75	200	2339	1492	432	86	4	0	0	0	0	0	0	0	0	0	0	0	0	4553 (183)	10233 (412)
0.75- 1.00	0	251	1564	1054	244	37	3	0	0	0	0	0	0	0	0	0	0	0	3173 (128)	13406 (540)
1.00- 1.25	0	7	513	1032	538	77	4	0	0	0	0	0	0	0	0	0	0	0	2171 (87)	15577 (627)
1.25- 1.50	0	0	148	724	729	210	17	0	0	0	0	0	0	0	0	0	0	0	1828 (74)	17405 (701)
1.50- 1.75	0	0	24	450	579	334	25	0	0	0	0	0	0	0	0	0	0	0	1412 (57)	18817 (757)
1.75- 2.00	0	0	1	197	512	354	65	4	0	0	0	0	0	0	0	0	0	0	1133 (46)	19950 (803)
2.00- 2.50	0	0	0	85	644	721	219	16	1	0	0	0	0	0	0	0	0	0	1686 (68)	21636 (871)
2.50- 3.00	0	0	0	4	198	578	289	52	6	0	0	0	0	0	0	0	0	0	1127 (45)	22763 (916)
3.00- 3.50	0	0	0	0	21	421	319	83	5	1	0	0	0	0	0	0	0	0	850 (34)	23613 (951)
3.50- 4.00	0	0	0	0	2	118	255	98	15	0	0	0	0	0	0	0	0	0	488 (-20)	24101 (970)
4.00- 4.50	0	0	0	0	0	16	154	129	24	1	0	0	0	0	0	0	0	0	324 (13)	24425 (983)
4.50- 5.00	0	0	0	0	0	1	53	115	27	3	1	0	0	0	0	0	0	0	200 (8)	24625 (991)
5.00- 5.50	0	0	0	0	0	0	3	65	42	3	0	0	0	0	0	0	0	0	113 (5)	24738 (996)
5.50- 6.00	0	0	0	0	0	0	3	24	25	8	5	0	0	0	0	0	0	0	65 (3)	24803 (998)
6.00- 6.50	0	0	0	0	0	0	0	5	13	8	1	1	0	0	0	0	0	0	28 (1)	24831 (1000)
6.50- 7.00	0	0	0	0	0	0	0	1	2	4	0	1	0	0	0	0	0	0	8 (0)	24839 (1000)
7.00- 8.00	0	0	0	0	0	0	0	0	2	0	0	0	0	0	0	0	0	0	2 (0)	24841 (1000)
8.00- 9.00	0	0	0	0	0	0	0	0	0	0	0	0	0	0	0	0	0	0	0 (0)	24841 (1000)
9.00-10.00	0	0	0	0	0	0	0	0	0	0	0	0	0	0	0	0	0	0	0 (0)	24841 (1000)
10.00-11.00	0	0	0	0	0	0	0	0	0	0	0	0	0	0	0	0	0	0	0 (0)	24841 (1000)
11.00-12.00	0	0	0	0	0	0	0	0	0	0	0	0	0	0	0	0	0	0	0 (0)	24841 (1000)
12.00-	0	0	0	0	0	0	0	0	0	0	0	0	0	0	0	0	0	0	0 (0)	24841 (1000)
TOTAL	3834	3783	4315	4230	3601	2878	1409	592	162	28	7	2	0	0	0	0	0	0	0	24841
(0.1%)	(154)	(152)	(174)	(170)	(145)	(116)	(57)	(24)	(7)	(1)	(0)	(0)	(0)	(0)	(0)	(0)	(0)	(0)	(1000)	(1000)
MICHO	3834	7617	11932	16162	19763	22641	24050	24642	24804	24832	24839	24841	24841	24841	24841	24841	24841	24841	24841	24841
(0.1%)	(154)	(307)	(480)	(651)	(796)	(911)	(968)	(992)	(999)	(1000)	(1000)	(1000)	(1000)	(1000)	(1000)	(1000)	(1000)	(1000)	(1000)	(1000)

付表－2.2 f　弾崎　波高・周期別出現率表（通年）

HAJIKIZAKI　　NEN HYO　　78- 10 - 84- 12　　RITU BUNPU HYO

H \ T	SEION	3- 4	4- 5	5- 6	6- 7	KISYU 7- 8	USW 8- 9	9-10	10-11	11-12	12-13	13-14	14-15	15-16	16-17	17-18	18-19	19-	H3 T3 TOTAL	MICHO
SEION	0.3	0.5	0.4	0.0	0.	0.	0.	0.	0.	0.	0.	0.	0.	0.	0.	0.	0.	0.	1.3 (314)	1.3 (314)
0.25- 0.50	14.3	4.2	1.9	1.0	0.1	0.0	0.	0.	0.	0.	0.	0.	0.	0.	0.	0.	0.	0.	21.6 (5366)	22.9 (5680)
0.50- 0.75	0.8	9.4	6.0	1.7	0.3	0.0	0.	0.	0.	0.	0.	0.	0.	0.	0.	0.	0.	0.	18.3 (4553)	41.2 (10233)
0.75- 1.00	0.	1.0	6.3	4.2	1.1	0.1	0.0	0.	0.	0.	0.	0.	0.	0.	0.	0.	0.	0.	12.8 (3173)	54.0 (13406)
1.00- 1.25	0.	0.0	2.1	4.2	2.2	0.3	0.0	0.	0.	0.	0.	0.	0.	0.	0.	0.	0.	0.	8.7 (2171)	62.7 (15577)
1.25- 1.50	0.	0.	0.6	2.9	2.9	0.8	0.1	0.	0.	0.	0.	0.	0.	0.	0.	0.	0.	0.	7.4 (1828)	70.1 (17405)
1.50- 1.75	0.	0.	0.1	1.8	2.3	1.3	0.1	0.	0.	0.	0.	0.	0.	0.	0.	0.	0.	0.	5.7 (1412)	75.7 (18817)
1.75- 2.00	0.	0.	0.0	0.8	2.1	1.4	0.3	0.0	0.	0.	0.	0.	0.	0.	0.	0.	0.	0.	4.6 (1133)	80.3 (19950)
2.00- 2.50	0.	0.	0.	0.3	2.6	2.9	0.9	0.1	0.0	0.	0.	0.	0.	0.	0.	0.	0.	0.	6.8 (1686)	87.1 (21636)
2.50- 3.00	0.	0.	0.	0.0	0.8	2.3	1.2	0.2	0.0	0.	0.	0.	0.	0.	0.	0.	0.	0.	4.5 (1127)	91.6 (22763)
3.00- 3.50	0.	0.	0.	0.	0.1	1.7	1.3	0.3	0.0	0.0	0.	0.	0.	0.	0.	0.	0.	0.	3.4 (850)	95.1 (23613)
3.50- 4.00	0.	0.	0.	0.	0.0	0.5	1.0	0.4	0.1	0.	0.	0.	0.	0.	0.	0.	0.	0.	2.0 (488)	97.0 (24101)
4.00- 4.50	0.	0.	0.	0.	0.	0.1	0.6	0.5	0.1	0.0	0.	0.	0.	0.	0.	0.	0.	0.	1.3 (324)	98.3 (24425)
4.50- 5.00	0.	0.	0.	0.	0.	0.0	0.2	0.5	0.1	0.0	0.0	0.	0.	0.	0.	0.	0.	0.	0.8 (200)	99.1 (24625)
5.00- 5.50	0.	0.	0.	0.	0.	0.	0.0	0.3	0.2	0.0	0.	0.	0.	0.	0.	0.	0.	0.	0.5 (113)	99.6 (24738)
5.50- 6.00	0.	0.	0.	0.	0.	0.	0.0	0.1	0.1	0.0	0.0	0.	0.	0.	0.	0.	0.	0.	0.3 (65)	99.8 (24803)
6.00- 6.50	0.	0.	0.	0.	0.	0.	0.	0.0	0.1	0.0	0.0	0.0	0.	0.	0.	0.	0.	0.	0.1 (28)	100.0 (24831)
6.50- 7.00	0.	0.	0.	0.	0.	0.	0.	0.0	0.0	0.0	0.	0.0	0.	0.	0.	0.	0.	0.	0.0 (8)	100.0 (24839)
7.00- 8.00	0.	0.	0.	0.	0.	0.	0.	0.	0.0	0.	0.	0.	0.	0.	0.	0.	0.	0.	0.0 (2)	100.0 (24841)
8.00- 9.00	0.	0.	0.	0.	0.	0.	0.	0.	0.	0.	0.	0.	0.	0.	0.	0.	0.	0.	0. (0)	100.0 (24841)
9.00-10.00	0.	0.	0.	0.	0.	0.	0.	0.	0.	0.	0.	0.	0.	0.	0.	0.	0.	0.	0. (0)	100.0 (24841)
10.00-11.00	0.	0.	0.	0.	0.	0.	0.	0.	0.	0.	0.	0.	0.	0.	0.	0.	0.	0.	0. (0)	100.0 (24841)
11.00-12.00	0.	0.	0.	0.	0.	0.	0.	0.	0.	0.	0.	0.	0.	0.	0.	0.	0.	0.	0. (0)	100.0 (24841)
12.00-	0.	0.	0.	0.	0.	0.	0.	0.	0.	0.	0.	0.	0.	0.	0.	0.	0.	0.	0. (0)	100.0 (24841)
TOTAL	15.4	15.2	17.4	17.0	14.5	11.6	5.7	2.4	0.7	0.1	0.0	0.0	0.	0.	0.	0.	0.	0.	100.0	100.0
	3834	3783	4315	4230	3601	2878	1409	592	162	28	7	2	0	0	0	0	0	0	24841	24841
MICHO	15.4	30.7	48.0	65.1	79.6	91.1	96.8	99.2	99.9	100.0	100.0	100.0	100.0	100.0	100.0	100.0	100.0	100.0	100.0	100.0
	3834	7617	11932	16162	19763	22641	24050	24642	24804	24832	24839	24841	24841	24841	24841	24841	24841	24841	24841	24841

付表－2.3 a　阿賀沖　波高・周期別度数分布表（冬季）

AGAOKI　　KI HYO　　81- 84　12- 2　　DOSUU BUNPU HYO

H \ T	SEION	3- 4	4- 5	5- 6	6- 7 (KISYU)	7- 8	8- 9 (SRW)	9-10	10-11	11-12	12-13	13-14	14-15	15-16	16-17	17-18	18-19	19-	H3 TOTAL	T3 KICHO
SEION	1	1	3	3	1	0	0	0	0	0	0	0	0	0	0	0	0	0	9	9
0.25- 0.50	14	25	20	19	4	1	0	0	0	0	0	0	0	0	0	0	0	0	(3)	(3)
0.50- 0.75	33	61	72	52	21	1	0	0	0	0	0	0	0	0	0	0	0	0	83	92
0.75- 1.00	7	33	73	79	59	16	0	0	0	0	0	0	0	0	0	0	0	0	(27)	(30)
1.00- 1.25	1	10	68	79	65	39	2	0	0	0	0	0	0	0	0	0	0	0	240	332
1.25- 1.50	0	8	55	96	65	41	6	0	0	0	0	0	0	0	0	0	0	0	(78)	(108)
1.50- 1.75	0	0	53	125	60	48	13	0	0	0	0	0	0	0	0	0	0	0	267	599
1.75- 2.00	0	0	21	105	79	55	8	3	0	0	0	0	0	0	0	0	0	0	(87)	(195)
2.00- 2.50	0	0	10	149	171	102	18	6	2	0	0	0	0	0	0	0	0	0	264	863
2.50- 3.00	0	0	0	48	205	98	29	2	0	0	0	0	0	0	0	0	0	0	(86)	(280)
3.00- 3.50	0	0	0	4	100	103	37	4	1	0	0	0	0	0	0	0	0	0	271	1134
3.50- 4.00	0	0	0	0	23	80	39	6	2	0	0	0	0	0	0	0	0	0	(88)	(368)
4.00- 4.50	0	0	0	0	0	20	34	8	1	0	0	0	0	0	0	0	0	0	299	1433
4.50- 5.00	0	0	0	0	0	0	22	9	2	0	0	0	0	0	0	0	0	0	(97)	(466)
5.00- 5.50	0	0	0	0	0	0	11	11	3	0	0	0	0	0	0	0	0	0	271	1704
5.50- 6.00	0	0	0	0	0	0	0	5	2	0	0	0	0	0	0	0	0	0	(88)	(554)
6.00- 6.50	0	0	0	0	0	0	0	3	4	0	0	0	0	0	0	0	0	0	458	2162
6.50- 7.00	0	0	0	0	0	0	0	0	0	0	0	0	0	0	0	0	0	0	(149)	(702)
7.00- 8.00	0	0	0	0	0	0	0	0	0	0	0	0	0	0	0	0	0	0	382	2544
8.00- 9.00	0	0	0	0	0	0	0	0	0	0	0	0	0	0	0	0	0	0	(124)	(827)
9.00-10.00	0	0	0	0	0	0	0	0	0	0	0	0	0	0	0	0	0	0	249	2793
10.00-11.00	0	0	0	0	0	0	0	0	0	0	0	0	0	0	0	0	0	0	(81)	(907)
11.00-12.00	0	0	0	0	0	0	0	0	0	0	0	0	0	0	0	0	0	0	150	2943
12.00-	0	0	0	0	0	0	0	0	0	0	0	0	0	0	0	0	0	0	(49)	(956)
																			63	3006
																			(20)	(977)
																			33	3039
																			(11)	(987)
																			25	3064
																			(8)	(995)
																			7	3071
																			(2)	(998)
																			7	3078
																			(2)	(1000)
																			0	3078
																			(0)	(1000)
																			0	3078
																			(0)	(1000)
																			0	3078
																			(0)	(1000)
																			0	3078
																			(0)	(1000)
																			0	3078
																			(0)	(1000)
																			0	3078
																			(0)	(1000)
TOTAL	56	138	375	759	853	604	219	57	17	0	0	0	0	0	0	0	0	0	3078	3078
(0.1%)	(18)	(45)	(122)	(247)	(277)	(196)	(71)	(19)	(6)	(0)	(0)	(0)	(0)	(0)	(0)	(0)	(0)	(0)	(1000)	(1000)
KICHO	56	194	569	1328	2181	2785	3004	3061	3078	3078	3078	3078	3078	3078	3078	3078	3078	3078	3078	3078
(0.1%)	(18)	(63)	(185)	(431)	(709)	(905)	(976)	(994)	(1000)	(1000)	(1000)	(1000)	(1000)	(1000)	(1000)	(1000)	(1000)	(1000)	(1000)	(1000)

付表－2.3 b　阿賀沖　波高・周期別度数分布表（春季）

AGAOKI　　KI HYO　　81- 84　3- 5　　DOSUU BUNPU HYO

H \ T	SEION	3- 4	4- 5	5- 6	6- 7 (KISYU)	7- 8	8- 9 (SRW)	9-10	10-11	11-12	12-13	13-14	14-15	15-16	16-17	17-18	18-19	19-	H3 TOTAL	T3 KICHO
SEION	87	120	97	56	43	19	13	2	0	0	0	0	0	0	0	0	0	0	437	437
0.25- 0.50	151	366	276	162	69	15	2	0	0	0	0	0	0	0	0	0	0	0	(134)	(134)
0.50- 0.75	31	115	141	131	75	22	1	0	0	0	0	0	0	0	0	0	0	0	1041	1478
0.75- 1.00	9	56	112	108	70	21	1	1	0	0	0	0	0	0	0	0	0	0	(319)	(453)
1.00- 1.25	1	27	68	71	47	9	5	0	0	0	0	0	0	0	0	0	0	0	516	1994
1.25- 1.50	0	4	58	64	19	16	2	0	0	0	0	0	0	0	0	0	0	0	(158)	(611)
1.50- 1.75	0	0	18	52	23	14	1	0	0	0	0	0	0	0	0	0	0	0	378	2372
1.75- 2.00	0	0	10	45	27	10	3	0	0	0	0	0	0	0	0	0	0	0	(116)	(727)
2.00- 2.50	0	0	2	41	41	22	7	0	0	0	0	0	0	0	0	0	0	0	235	2607
2.50- 3.00	0	0	0	4	32	14	10	1	0	0	0	0	0	0	0	0	0	0	(72)	(799)
3.00- 3.50	0	0	0	2	27	23	5	4	0	0	0	0	0	0	0	0	0	0	163	2770
3.50- 4.00	0	0	0	0	2	13	6	3	0	0	0	0	0	0	0	0	0	0	(50)	(849)
4.00- 4.50	0	0	0	0	1	3	9	3	0	0	0	0	0	0	0	0	0	0	108	2878
4.50- 5.00	0	0	0	0	0	1	4	4	0	0	0	0	0	0	0	0	0	0	(33)	(882)
5.00- 5.50	0	0	0	0	0	0	1	4	0	0	0	0	0	0	0	0	0	0	95	2973
5.50- 6.00	0	0	0	0	0	0	0	0	0	0	0	0	0	0	0	0	0	0	(29)	(911)
6.00- 6.50	0	0	0	0	0	0	0	0	0	0	0	0	0	0	0	0	0	0	113	3086
6.50- 7.00	0	0	0	0	0	0	0	0	0	0	0	0	0	0	0	0	0	0	(35)	(946)
7.00- 8.00	0	0	0	0	0	0	0	0	0	0	0	0	0	0	0	0	0	0	61	3147
8.00- 9.00	0	0	0	0	0	0	0	0	0	0	0	0	0	0	0	0	0	0	(19)	(965)
9.00-10.00	0	0	0	0	0	0	0	0	0	0	0	0	0	0	0	0	0	0	61	3208
10.00-11.00	0	0	0	0	0	0	0	0	0	0	0	0	0	0	0	0	0	0	(19)	(983)
11.00-12.00	0	0	0	0	0	0	0	0	0	0	0	0	0	0	0	0	0	0	24	3232
12.00-	0	0	0	0	0	0	0	0	0	0	0	0	0	0	0	0	0	0	(7)	(991)
																			16	3248
																			(5)	(996)
																			9	3257
																			(3)	(998)
																			5	3262
																			(2)	(1000)
																			0	3262
																			(0)	(1000)
																			0	3262
																			(0)	(1000)
																			0	3262
																			(0)	(1000)
																			0	3262
																			(0)	(1000)
																			0	3262
																			(0)	(1000)
																			0	3262
																			(0)	(1000)
TOTAL	279	688	782	743	476	202	70	22	0	0	0	0	0	0	0	0	0	0	3262	3262
(0.1%)	(86)	(211)	(240)	(228)	(146)	(62)	(21)	(7)	(0)	(0)	(0)	(0)	(0)	(0)	(0)	(0)	(0)	(0)	(1000)	(1000)
KICHO	279	967	1749	2492	2968	3170	3240	3262	3262	3262	3262	3262	3262	3262	3262	3262	3262	3262	3262	3262
(0.1%)	(86)	(296)	(536)	(764)	(910)	(972)	(993)	(1000)	(1000)	(1000)	(1000)	(1000)	(1000)	(1000)	(1000)	(1000)	(1000)	(1000)	(1000)	(1000)

付表－2.3 c　阿賀沖　波高・周期別度数分布表（夏季）

AGAOKI　　KI HYO　　81- 84　6- 8　　DOSUU BUNPU HYO

H \ T	SEION	3- 4	4- 5	5- 6	6- 7	KISYU 7- 8	SRW 8- 9	9-10	10-11	11-12	12-13	13-14	14-15	15-16	16-17	17-18	18-19	19-	H3 TOTAL	T3 MICHO
SEION	286	272	171	102	67	20	9	6	0	0	0	0	0	0	0	0	0	0	913	913
0.25- 0.50	351	673	426	193	70	20	0	1	0	0	0	0	0	0	0	0	0	0	(240)	(240)
0.50- 0.75	70	239	189	64	44	10	0	0	0	0	0	0	0	0	0	0	0	0	1734	2647
0.75- 1.00	11	80	97	51	33	9	1	0	0	0	0	0	0	0	0	0	0	0	(456)	(696)
1.00- 1.25	0	27	45	26	20	7	1	0	0	0	0	0	0	0	0	0	0	0	616	3263
1.25- 1.50	0	5	20	13	8	5	0	0	0	0	0	0	0	0	0	0	0	0	(162)	(858)
1.50- 1.75	0	0	2	8	6	4	3	1	0	0	0	0	0	0	0	0	0	0	282	3545
1.75- 2.00	0	0	1	8	4	3	3	0	0	0	0	0	0	0	0	0	0	0	(74)	(932)
2.00- 2.50	0	0	0	1	12	6	1	0	0	0	0	0	0	0	0	0	0	0	126	3671
2.50- 3.00	0	0	0	0	5	3	2	3	0	0	0	0	0	0	0	0	0	0	(33)	(965)
3.00- 3.50	0	0	0	0	0	2	3	1	0	0	0	0	0	0	0	0	0	0	51	3722
3.50- 4.00	0	0	0	0	0	1	0	0	0	0	0	0	0	0	0	0	0	0	(13)	(978)
4.00- 4.50	0	0	0	0	0	0	0	0	0	0	0	0	0	0	0	0	0	0	24	3746
4.50- 5.00	0	0	0	0	0	0	0	0	0	0	0	0	0	0	0	0	0	0	(6)	(984)
5.00- 5.50	0	0	0	0	0	0	0	0	0	0	0	0	0	0	0	0	0	0	19	3765
5.50- 6.00	0	0	0	0	0	0	0	0	0	0	0	0	0	0	0	0	0	0	(5)	(989)
6.00- 6.50	0	0	0	0	0	0	0	0	0	0	0	0	0	0	0	0	0	0	20	3785
6.50- 7.00	0	0	0	0	0	0	0	0	0	0	0	0	0	0	0	0	0	0	(5)	(995)
7.00- 8.00	0	0	0	0	0	0	0	0	0	0	0	0	0	0	0	0	0	0	13	3798
8.00- 9.00	0	0	0	0	0	0	0	0	0	0	0	0	0	0	0	0	0	0	(3)	(998)
9.00-10.00	0	0	0	0	0	0	0	0	0	0	0	0	0	0	0	0	0	0	6	3804
10.00-11.00	0	0	0	0	0	0	0	0	0	0	0	0	0	0	0	0	0	0	(2)	(1000)
11.00-12.00	0	0	0	0	0	0	0	0	0	0	0	0	0	0	0	0	0	0	1	3805
12.00-	0	0	0	0	0	0	0	0	0	0	0	0	0	0	0	0	0	0	(0)	(1000)
																			0	3805
																			(0)	(1000)
																			0	3805
																			(0)	(1000)
																			0	3805
																			(0)	(1000)
																			0	3805
																			(0)	(1000)
																			0	3805
																			(0)	(1000)
																			0	3805
																			(0)	(1000)
																			0	3805
																			(0)	(1000)
																			0	3805
																			(0)	(1000)
																			0	3805
																			(0)	(1000)
																			0	3805
																			(0)	(1000)
																			0	3805
																			(0)	(1000)
																			0	3805
																			(0)	(1000)
																			0	3805
																			(0)	(1000)
TOTAL	718	1296	951	466	249	90	23	12	0	0	0	0	0	0	0	0	0	0	0	3805
(0.1%)	(189)	(341)	(250)	(122)	(65)	(24)	(6)	(3)	(0)	(0)	(0)	(0)	(0)	(0)	(0)	(0)	(0)	(0)	0	3805
MICHO	718	2014	2965	3431	3680	3770	3793	3805	3805	3805	3805	3805	3805	3805	3805	3805	3805	3805	(1000)	(1000)
(0.1%)	(189)	(529)	(779)	(902)	(967)	(991)	(997)	(1000)	(1000)	(1000)	(1000)	(1000)	(1000)	(1000)	(1000)	(1000)	(1000)	(1000)	(1000)	(1000)

付表－2.3 d　阿賀沖　波高・周期別度数分布表（秋季）

AGAOKI　　KI HYO　　81- 84　9- 11　　DOSUU BUNPU HYO

H \ T	SEION	3- 4	4- 5	5- 6	6- 7	KISYU 7- 8	SRW 8- 9	9-10	10-11	11-12	12-13	13-14	14-15	15-16	16-17	17-18	18-19	19-	H3 TOTAL	T3 MICHO
SEION	49	63	23	7	4	0	0	0	0	0	0	0	0	0	0	0	0	0	144	144
0.25- 0.50	191	306	176	95	32	2	0	0	0	0	0	0	0	0	0	0	0	0	(42)	(42)
0.50- 0.75	77	160	148	146	73	10	3	0	0	0	0	0	0	0	0	0	0	0	802	946
0.75- 1.00	5	89	91	106	66	28	13	0	0	0	0	0	0	0	0	0	0	0	(235)	(277)
1.00- 1.25	1	54	76	72	81	45	6	0	0	0	0	0	0	0	0	0	0	0	617	1563
1.25- 1.50	1	10	75	74	60	53	13	0	0	0	0	0	0	0	0	0	0	0	(181)	(458)
1.50- 1.75	0	1	45	66	42	46	10	1	0	0	0	0	0	0	0	0	0	0	398	1961
1.75- 2.00	0	1	10	32	24	38	13	3	0	0	0	0	0	0	0	0	0	0	(117)	(575)
2.00- 2.50	0	0	2	45	69	54	41	5	0	0	0	0	0	0	0	0	0	0	335	2296
2.50- 3.00	0	0	0	11	42	43	16	5	0	0	0	0	0	0	0	0	0	0	(98)	(673)
3.00- 3.50	0	0	0	1	19	30	22	2	1	0	0	0	0	0	0	0	0	0	284	2580
3.50- 4.00	0	0	0	0	10	6	11	2	2	0	0	0	0	0	0	0	0	0	(83)	(757)
4.00- 4.50	0	0	0	0	1	10	7	3	1	0	0	0	0	0	0	0	0	0	211	2791
4.50- 5.00	0	0	0	0	1	4	14	2	0	0	0	0	0	0	0	0	0	0	(62)	(818)
5.00- 5.50	0	0	0	0	0	0	5	4	1	0	0	0	0	0	0	0	0	0	121	2912
5.50- 6.00	0	0	0	0	0	0	0	5	1	0	0	0	0	0	0	0	0	0	(35)	(854)
6.00- 6.50	0	0	0	0	0	0	0	0	0	0	0	0	0	0	0	0	0	0	216	3128
6.50- 7.00	0	0	0	0	0	0	0	0	0	0	0	0	0	0	0	0	0	0	(63)	(917)
7.00- 8.00	0	0	0	0	0	0	0	0	0	0	0	0	0	0	0	0	0	0	117	3245
8.00- 9.00	0	0	0	0	0	0	0	0	0	0	0	0	0	0	0	0	0	0	(34)	(952)
9.00-10.00	0	0	0	0	0	0	0	0	0	0	0	0	0	0	0	0	0	0	75	3320
10.00-11.00	0	0	0	0	0	0	0	0	0	0	0	0	0	0	0	0	0	0	(22)	(974)
11.00-12.00	0	0	0	0	0	0	0	0	0	0	0	0	0	0	0	0	0	0	31	3351
12.00-	0	0	0	0	0	0	0	0	0	0	0	0	0	0	0	0	0	0	(9)	(983)
																			22	3373
																			(6)	(989)
																			21	3394
																			(6)	(995)
																			10	3404
																			(3)	(998)
																			6	3410
																			(2)	(1000)
																			0	3410
																			(0)	(1000)
																			0	3410
																			(0)	(1000)
																			0	3410
																			(0)	(1000)
																			0	3410
																			(0)	(1000)
																			0	3410
																			(0)	(1000)
																			0	3410
																			(0)	(1000)
																			0	3410
																			(0)	(1000)
																			0	3410
																			(0)	(1000)
																			0	3410
																			(0)	(1000)
TOTAL	324	682	646	855	524	367	174	32	6	0	0	0	0	0	0	0	0	0	0	3410
(0.1%)	(95)	(200)	(189)	(192)	(154)	(108)	(51)	(9)	(2)	(0)	(0)	(0)	(0)	(0)	(0)	(0)	(0)	(0)	0	3410
MICHO	324	1006	1652	2507	2831	3198	3372	3404	3410	3410	3410	3410	3410	3410	3410	3410	3410	3410	(1000)	(1000)
(0.1%)	(95)	(295)	(484)	(677)	(830)	(938)	(989)	(998)	(1000)	(1000)	(1000)	(1000)	(1000)	(1000)	(1000)	(1000)	(1000)	(1000)	(1000)	(1000)

付表－2.3 e　阿賀沖　波高・周期別度数分布表（通年）

AGAOKI　　　HEN HYO　　　81- 1 - 84- 12　　　DOSUU BUNPU HYO

H ＼ T	SEION	3- 4	4- 5	5- 6	6- 7 (KISYU)	7- 8	8- 9 (SRW)	9-10	10-11	11-12	12-13	13-14	14-15	15-16	16-17	17-18	18-19	19-	H3 TOTAL	T3 HICHO
SEION	423	455	294	168	95	39	22	8	0	0	0	0	0	0	0	0	0	0	1504 (108)	1504 (108)
0.25- 0.50	707	1379	903	469	177	38	2	1	0	0	0	0	0	0	0	0	0	0	3676 (264)	5180 (372)
0.50- 0.75	214	582	570	401	214	43	4	0	0	0	0	0	0	0	0	0	0	0	2028 (146)	7208 (518)
0.75- 1.00	32	264	391	350	231	75	15	1	0	0	0	0	0	0	0	0	0	0	1359 (98)	8567 (616)
1.00- 1.25	3	121	264	262	222	103	15	0	0	0	0	0	0	0	0	0	0	0	990 (71)	9557 (687)
1.25- 1.50	1	29	214	250	159	125	23	0	0	0	0	0	0	0	0	0	0	0	801 (58)	10358 (744)
1.50- 1.75	0	1	121	256	132	120	28	2	0	0	0	0	0	0	0	0	0	0	660 (47)	11018 (792)
1.75- 2.00	0	1	46	194	138	110	27	6	0	0	0	0	0	0	0	0	0	0	522 (38)	11540 (829)
2.00- 2.50	0	0	19	257	309	191	70	11	2	0	0	0	0	0	0	0	0	0	859 (62)	12399 (891)
2.50- 3.00	0	0	0	73	307	167	57	13	0	0	0	0	0	0	0	0	0	0	617 (44)	13016 (935)
3.00- 3.50	0	0	0	11	156	181	69	12	3	0	0	0	0	0	0	0	0	0	432 (31)	13448 (967)
3.50- 4.00	0	0	0	0	35	132	56	11	4	0	0	0	0	0	0	0	0	0	218 (16)	13666 (982)
4.00- 4.50	0	0	0	0	2	40	57	14	2	0	0	0	0	0	0	0	0	0	115 (8)	13781 (990)
4.50- 5.00	0	0	0	0	1	6	44	16	2	0	0	0	0	0	0	0	0	0	69 (5)	13850 (995)
5.00- 5.50	0	0	0	0	0	0	21	19	4	0	0	0	0	0	0	0	0	0	44 (3)	13894 (999)
5.50- 6.00	0	0	0	0	0	0	0	10	3	0	0	0	0	0	0	0	0	0	13 (1)	13907 (999)
6.00- 6.50	0	0	0	0	0	0	0	3	4	0	0	0	0	0	0	0	0	0	7 (1)	13914 (1000)
6.50- 7.00	0	0	0	0	0	0	0	0	0	0	0	0	0	0	0	0	0	0	0 (0)	13914 (1000)
7.00- 8.00	0	0	0	0	0	0	0	0	0	0	0	0	0	0	0	0	0	0	0 (0)	13914 (1000)
8.00- 9.00	0	0	0	0	0	0	0	0	0	0	0	0	0	0	0	0	0	0	0 (0)	13914 (1000)
9.00-10.00	0	0	0	0	0	0	0	0	0	0	0	0	0	0	0	0	0	0	0 (0)	13914 (1000)
10.00-11.00	0	0	0	0	0	0	0	0	0	0	0	0	0	0	0	0	0	0	0 (0)	13914 (1000)
11.00-12.00	0	0	0	0	0	0	0	0	0	0	0	0	0	0	0	0	0	0	0 (0)	13914 (1000)
12.00-	0	0	0	0	0	0	0	0	0	0	0	0	0	0	0	0	0	0	0 (0)	13914 (1000)
TOTAL	1380	2832	2822	2691	2178	1350	510	127	24	0	0	0	0	0	0	0	0	0	13914	13914
(0.1%)	(99)	(204)	(203)	(193)	(157)	(97)	(37)	(9)	(2)	(0)	(0)	(0)	(0)	(0)	(0)	(0)	(0)	(0)	(1000)	(1000)
HICHO	1380	4212	7034	9725	11903	13253	13763	13890	13914	13914	13914	13914	13914	13914	13914	13914	13914	13914	13914	13914
(0.1%)	(99)	(303)	(506)	(699)	(855)	(952)	(989)	(998)	(1000)	(1000)	(1000)	(1000)	(1000)	(1000)	(1000)	(1000)	(1000)	(1000)	(1000)	(1000)

付表－2.3 f　阿賀沖　波高・周期別出現率表（通年）

AGAOKI　　　HEN HYO　　　81- 1 - 84- 12　　　RITU BUNPU HYO

H ＼ T	SEION	3- 4	4- 5	5- 6	6- 7 (KISYU)	7- 8	8- 9 (SRW)	9-10	10-11	11-12	12-13	13-14	14-15	15-16	16-17	17-18	18-19	19-	H3 TOTAL	T3 HICHO
SEION	3.0	3.3	2.1	1.2	0.7	0.3	0.2	0.1	0.	0.	0.	0.	0.	0.	0.	0.	0.	0.	10.8 (1504)	10.8 (1504)
0.25- 0.50	5.1	9.9	6.5	3.4	1.3	0.3	0.0	0.0	0.	0.	0.	0.	0.	0.	0.	0.	0.	0.	26.4 (3676)	37.2 (5180)
0.50- 0.75	1.5	4.2	4.1	2.9	1.5	0.3	0.0	0.	0.	0.	0.	0.	0.	0.	0.	0.	0.	0.	14.6 (2028)	51.8 (7208)
0.75- 1.00	0.2	1.9	2.8	2.5	1.7	0.5	0.1	0.0	0.	0.	0.	0.	0.	0.	0.	0.	0.	0.	9.8 (1359)	61.6 (8567)
1.00- 1.25	0.0	0.9	1.9	1.9	1.6	0.7	0.1	0.	0.	0.	0.	0.	0.	0.	0.	0.	0.	0.	7.1 (990)	68.7 (9557)
1.25- 1.50	0.0	0.2	1.5	1.8	1.1	0.9	0.2	0.	0.	0.	0.	0.	0.	0.	0.	0.	0.	0.	5.8 (801)	74.4 (10358)
1.50- 1.75	0.	0.0	0.9	1.8	0.9	0.9	0.2	0.0	0.	0.	0.	0.	0.	0.	0.	0.	0.	0.	4.7 (660)	79.2 (11018)
1.75- 2.00	0.	0.0	0.3	1.4	1.0	0.8	0.2	0.0	0.	0.	0.	0.	0.	0.	0.	0.	0.	0.	3.8 (522)	82.9 (11540)
2.00- 2.50	0.	0.	0.1	1.8	2.2	1.4	0.5	0.1	0.0	0.	0.	0.	0.	0.	0.	0.	0.	0.	6.2 (859)	89.1 (12399)
2.50- 3.00	0.	0.	0.	0.5	2.2	1.2	0.4	0.1	0.	0.	0.	0.	0.	0.	0.	0.	0.	0.	4.4 (617)	93.5 (13016)
3.00- 3.50	0.	0.	0.	0.1	1.1	1.3	0.5	0.1	0.0	0.	0.	0.	0.	0.	0.	0.	0.	0.	3.1 (432)	96.7 (13448)
3.50- 4.00	0.	0.	0.	0.	0.3	0.8	0.4	0.1	0.0	0.	0.	0.	0.	0.	0.	0.	0.	0.	1.6 (218)	98.2 (13666)
4.00- 4.50	0.	0.	0.	0.	0.0	0.3	0.4	0.1	0.0	0.	0.	0.	0.	0.	0.	0.	0.	0.	0.8 (115)	99.0 (13781)
4.50- 5.00	0.	0.	0.	0.	0.0	0.0	0.3	0.1	0.0	0.	0.	0.	0.	0.	0.	0.	0.	0.	0.5 (69)	99.5 (13850)
5.00- 5.50	0.	0.	0.	0.	0.	0.	0.2	0.1	0.0	0.	0.	0.	0.	0.	0.	0.	0.	0.	0.3 (44)	99.9 (13894)
5.50- 6.00	0.	0.	0.	0.	0.	0.	0.	0.1	0.0	0.	0.	0.	0.	0.	0.	0.	0.	0.	0.1 (13)	99.9 (13907)
6.00- 6.50	0.	0.	0.	0.	0.	0.	0.	0.0	0.0	0.	0.	0.	0.	0.	0.	0.	0.	0.	0.1 (7)	100.0 (13914)
6.50- 7.00	0.	0.	0.	0.	0.	0.	0.	0.	0.	0.	0.	0.	0.	0.	0.	0.	0.	0.	0. (0)	100.0 (13914)
7.00- 8.00	0.	0.	0.	0.	0.	0.	0.	0.	0.	0.	0.	0.	0.	0.	0.	0.	0.	0.	0. (0)	100.0 (13914)
8.00- 9.00	0.	0.	0.	0.	0.	0.	0.	0.	0.	0.	0.	0.	0.	0.	0.	0.	0.	0.	0. (0)	100.0 (13914)
9.00-10.00	0.	0.	0.	0.	0.	0.	0.	0.	0.	0.	0.	0.	0.	0.	0.	0.	0.	0.	0. (0)	100.0 (13914)
10.00-11.00	0.	0.	0.	0.	0.	0.	0.	0.	0.	0.	0.	0.	0.	0.	0.	0.	0.	0.	0. (0)	100.0 (13914)
11.00-12.00	0.	0.	0.	0.	0.	0.	0.	0.	0.	0.	0.	0.	0.	0.	0.	0.	0.	0.	0. (0)	100.0 (13914)
12.00-	0.	0.	0.	0.	0.	0.	0.	0.	0.	0.	0.	0.	0.	0.	0.	0.	0.	0.	0. (0)	100.0 (13914)
TOTAL	9.9	20.4	20.3	19.3	15.7	9.7	3.7	0.9	0.2	0.	0.	0.	0.	0.	0.	0.	0.	0.	100.0	100.0
	1380	2832	2822	2691	2178	1350	510	127	24	0	0	0	0	0	0	0	0	0	13914	13914
HICHO	9.9	30.3	50.6	69.9	85.5	95.2	98.9	99.8	100.0	100.0	100.0	100.0	100.0	100.0	100.0	100.0	100.0	100.0	100.0	100.0
	1380	4212	7034	9725	11903	13253	13763	13890	13914	13914	13914	13914	13914	13914	13914	13914	13914	13914	13914	13914

付表－2.4 a　輪島港　波高・周期別度数分布表（冬季）

WAJIMA　　KI　HYO　　78- 84　12- 2　　DOSUU BUNPU HYO

H \ T	SEION	3- 4	4- 5	5- 6	6- 7	KISYU 7- 8	USV 8- 9	9-10	10-11	11-12	12-13	13-14	14-15	15-16	16-17	17-18	18-19	19-	H3 TOTAL	T3 MICHO
SEION	0	0	5	4	1	0	0	0	0	0	0	0	0	0	0	0	0	0	10	10
0.25- 0.50	0	11	32	13	8	1	0	0	0	0	0	0	0	0	0	0	0	0	(2)	(2)
0.50- 0.75	0	7	95	119	80	6	1	0	0	0	0	0	0	0	0	0	0	0	65	75
0.75- 1.00	0	3	76	178	155	28	0	0	0	0	0	0	0	0	0	0	0	0	(11)	(13)
1.00- 1.25	0	0	54	214	221	78	6	0	0	0	0	0	0	0	0	0	0	0	308	383
1.25- 1.50	0	0	20	164	243	156	12	0	0	0	0	0	0	0	0	0	0	0	(52)	(65)
1.50- 1.75	0	0	3	116	248	196	32	1	0	0	0	0	0	0	0	0	0	0	440	823
1.75- 2.00	0	0	2	70	222	215	53	5	0	0	0	0	0	0	0	0	0	0	(74)	(139)
2.00- 2.50	0	0	0	34	355	448	139	20	0	0	0	0	0	0	0	0	0	0	573	1396
2.50- 3.00	0	0	0	0	83	343	170	36	3	0	0	0	0	0	0	0	0	0	(97)	(235)
3.00- 3.50	0	0	0	0	11	184	231	39	6	1	0	0	0	0	0	0	0	0	595	1991
3.50- 4.00	0	0	0	0	1	55	159	88	11	1	0	0	0	0	0	0	0	0	(100)	(335)
4.00- 4.50	0	0	0	0	0	3	69	106	13	0	0	0	0	0	0	0	0	0	596	2587
4.50- 5.00	0	0	0	0	0	0	18	71	19	2	0	0	0	0	0	0	0	0	(100)	(436)
5.00- 5.50	0	0	0	0	0	0	1	14	14	1	1	0	0	0	0	0	0	0	567	3154
5.50- 6.00	0	0	0	0	0	0	0	9	14	0	0	0	0	0	0	0	0	0	(96)	(531)
6.00- 6.50	0	0	0	0	0	0	0	2	2	3	0	0	0	0	0	0	0	0	996	4150
6.50- 7.00	0	0	0	0	0	0	0	0	0	0	1	0	0	0	0	0	0	0	(168)	(699)
7.00- 8.00	0	0	0	0	0	0	0	0	1	0	0	1	0	0	0	0	0	0	635	4785
8.00- 9.00	0	0	0	0	0	0	0	0	0	0	0	0	0	0	0	0	0	0	(107)	(806)
9.00-10.00	0	0	0	0	0	0	0	0	0	0	0	0	0	0	0	0	0	0	472	5257
10.00-11.00	0	0	0	0	0	0	0	0	0	0	0	0	0	0	0	0	0	0	(80)	(885)
11.00-12.00	0	0	0	0	0	0	0	0	0	0	0	0	0	0	0	0	0	0	315	5572
12.00-	0	0	0	0	0	0	0	0	0	0	0	0	0	0	0	0	0	0	(53)	(939)
																			191	5763
																			(32)	(971)
																			110	5873
																			(19)	(989)
																			31	5904
																			(5)	(994)
																			23	5927
																			(4)	(998)
																			7	5934
																			(1)	(999)
																			1	5935
																			(0)	(1000)
																			2	5937
																			(0)	(1000)
																			0	5937
																			(0)	(1000)
																			0	5937
																			(0)	(1000)
																			0	5937
																			(0)	(1000)
																			0	5937
																			(0)	(1000)
																			0	5937
																			(0)	(1000)
TOTAL	0	21	287	912	1628	1713	891	391	83	8	2	1	0	0	0	0	0	0	5937	5937
(0.1%)	(0)	(4)	(48)	(154)	(274)	(289)	(150)	(66)	(14)	(1)	(0)	(0)	(0)	(0)	(0)	(0)	(0)	(0)	(1000)	(1000)
MICHO	0	21	308	1220	2848	4561	5452	5843	5926	5934	5936	5937	5937	5937	5937	5937	5937	5937	5937	5937
(0.1%)	(0)	(4)	(52)	(205)	(480)	(768)	(918)	(984)	(998)	(999)	(1000)	(1000)	(1000)	(1000)	(1000)	(1000)	(1000)	(1000)	(1000)	(1000)

付表－2.4 b　輪島港　波高・周期別度数分布表（春季）

WAJIMA　　KI　HYO　　79- 84　3- 5　　DOSUU BUNPU HYO

H \ T	SEION	3- 4	4- 5	5- 6	6- 7	KISYU 7- 8	USV 8- 9	9-10	10-11	11-12	12-13	13-14	14-15	15-16	16-17	17-18	18-19	19-	H3 TOTAL	T3 MICHO
SEION	75	206	54	17	2	0	0	0	0	0	0	0	0	0	0	0	0	0	354	354
0.25- 0.50	23	587	643	274	14	6	1	0	0	0	0	0	0	0	0	0	0	0	(54)	(54)
0.50- 0.75	0	190	409	463	183	33	1	1	0	0	0	0	0	0	0	0	0	0	1548	1902
0.75- 1.00	0	39	268	409	209	67	7	1	0	0	0	0	0	0	0	0	0	0	(236)	(289)
1.00- 1.25	0	2	99	246	204	97	18	1	0	0	0	0	0	0	0	0	0	0	1280	3182
1.25- 1.50	0	0	21	146	192	87	19	1	0	0	0	0	0	0	0	0	0	0	(195)	(484)
1.50- 1.75	0	0	2	78	120	104	24	3	0	0	0	0	0	0	0	0	0	0	1000	4182
1.75- 2.00	0	0	0	31	81	86	29	7	0	0	0	0	0	0	0	0	0	0	(152)	(636)
2.00- 2.50	0	0	0	16	93	105	52	10	1	0	0	0	0	0	0	0	0	0	667	4849
2.50- 3.00	0	0	0	0	14	82	64	19	2	0	0	0	0	0	0	0	0	0	(101)	(738)
3.00- 3.50	0	0	0	0	0	36	56	12	16	0	0	0	0	0	0	0	0	0	466	5315
3.50- 4.00	0	0	0	0	0	2	29	18	7	2	0	0	0	0	0	0	0	0	(71)	(809)
4.00- 4.50	0	0	0	0	0	0	7	12	4	0	0	0	0	0	0	0	0	0	331	5646
4.50- 5.00	0	0	0	0	0	0	0	10	3	1	0	0	0	0	0	0	0	0	(50)	(859)
5.00- 5.50	0	0	0	0	0	0	1	5	5	0	0	0	0	0	0	0	0	0	234	5880
5.50- 6.00	0	0	0	0	0	0	0	1	2	0	0	0	0	0	0	0	0	0	(36)	(895)
6.00- 6.50	0	0	0	0	0	0	0	1	2	1	0	0	0	0	0	0	0	0	277	6157
6.50- 7.00	0	0	0	0	0	0	0	0	0	0	0	0	0	0	0	0	0	0	(42)	(937)
7.00- 8.00	0	0	0	0	0	0	0	0	0	0	0	0	0	0	0	0	0	0	183	6340
8.00- 9.00	0	0	0	0	0	0	0	0	0	0	0	0	0	0	0	0	0	0	(28)	(965)
9.00-10.00	0	0	0	0	0	0	0	0	0	0	0	0	0	0	0	0	0	0	120	6460
10.00-11.00	0	0	0	0	0	0	0	0	0	0	0	0	0	0	0	0	0	0	(18)	(983)
11.00-12.00	0	0	0	0	0	0	0	0	0	0	0	0	0	0	0	0	0	0	58	6518
12.00-	0	0	0	0	0	0	0	0	0	0	0	0	0	0	0	0	0	0	(9)	(992)
																			23	6541
																			(3)	(995)
																			14	6555
																			(2)	(997)
																			11	6566
																			(2)	(999)
																			3	6569
																			(0)	(999)
																			4	6573
																			(1)	(1000)
																			0	6573
																			(0)	(1000)
																			0	6573
																			(0)	(1000)
																			0	6573
																			(0)	(1000)
																			0	6573
																			(0)	(1000)
																			0	6573
																			(0)	(1000)
TOTAL	98	1024	1496	1680	1114	705	308	102	42	4	0	0	0	0	0	0	0	0	6573	6573
(0.1%)	(15)	(156)	(228)	(256)	(169)	(107)	(47)	(16)	(6)	(1)	(0)	(0)	(0)	(0)	(0)	(0)	(0)	(0)	(1000)	(1000)
MICHO	98	1122	2618	4298	5412	6117	6425	6527	6569	6573	6573	6573	6573	6573	6573	6573	6573	6573	6573	6573
(0.1%)	(15)	(171)	(398)	(654)	(823)	(931)	(977)	(993)	(999)	(1000)	(1000)	(1000)	(1000)	(1000)	(1000)	(1000)	(1000)	(1000)	(1000)	(1000)

付表－2.4 c　輪島港　波高・周期別度数分布表（夏季）

WAJIMA　KISYU USW KI HYO　79- 84　6- 8　DOSUU BUNPU HYO H3 T3

H \ T	SEION	3- 4	4- 5	5- 6	6- 7	7- 8	8- 9	9-10	10-11	11-12	12-13	13-14	14-15	15-16	16-17	17-18	18-19	19-	TOTAL	HICHO
SEION	81	731	241	44	11	3	4	0	0	0	0	0	0	0	0	0	0	0	1115 (170)	1115 (170)
0.25- 0.50	42	947	1160	379	35	5	6	2	0	0	0	0	0	0	0	0	0	0	2576 (393)	3691 (563)
0.50- 0.75	0	156	573	501	138	10	3	0	0	0	0	0	0	0	0	0	0	0	1381 (211)	5072 (773)
0.75- 1.00	0	14	158	335	194	52	9	0	0	0	0	0	0	0	0	0	0	0	762 (116)	5834 (890)
1.00- 1.25	0	0	44	170	129	45	8	0	0	0	0	0	0	0	0	0	0	0	396 (60)	6230 (950)
1.25- 1.50	0	0	8	62	52	32	7	0	0	0	0	0	0	0	0	0	0	0	161 (25)	6391 (975)
1.50- 1.75	0	0	1	17	19	17	5	0	0	0	0	0	0	0	0	0	0	0	59 (9)	6450 (984)
1.75- 2.00	0	0	0	4	8	20	11	3	1	0	0	0	0	0	0	0	0	0	47 (7)	6497 (991)
2.00- 2.50	0	0	0	1	6	12	10	10	0	0	0	0	0	0	0	0	0	0	39 (6)	6536 (997)
2.50- 3.00	0	0	0	0	3	7	0	3	2	0	0	0	0	0	0	0	0	0	15 (2)	6551 (999)
3.00- 3.50	0	0	0	0	0	4	0	3	0	0	0	0	0	0	0	0	0	0	7 (1)	6558 (1000)
3.50- 4.00	0	0	0	0	0	0	0	0	0	0	0	0	0	0	0	0	0	0	0 (0)	6558 (1000)
4.00- 4.50	0	0	0	0	0	0	0	0	0	0	0	0	0	0	0	0	0	0	0 (0)	6558 (1000)
4.50- 5.00	0	0	0	0	0	0	0	0	0	0	0	0	0	0	0	0	0	0	0 (0)	6558 (1000)
5.00- 5.50	0	0	0	0	0	0	0	0	0	0	0	0	0	0	0	0	0	0	0 (0)	6558 (1000)
5.50- 6.00	0	0	0	0	0	0	0	0	0	0	0	0	0	0	0	0	0	0	0 (0)	6558 (1000)
6.00- 6.50	0	0	0	0	0	0	0	0	0	0	0	0	0	0	0	0	0	0	0 (0)	6558 (1000)
6.50- 7.00	0	0	0	0	0	0	0	0	0	0	0	0	0	0	0	0	0	0	0 (0)	6558 (1000)
7.00- 8.00	0	0	0	0	0	0	0	0	0	0	0	0	0	0	0	0	0	0	0 (0)	6558 (1000)
8.00- 9.00	0	0	0	0	0	0	0	0	0	0	0	0	0	0	0	0	0	0	0 (0)	6558 (1000)
9.00-10.00	0	0	0	0	0	0	0	0	0	0	0	0	0	0	0	0	0	0	0 (0)	6558 (1000)
10.00-11.00	0	0	0	0	0	0	0	0	0	0	0	0	0	0	0	0	0	0	0 (0)	6558 (1000)
11.00-12.00	0	0	0	0	0	0	0	0	0	0	0	0	0	0	0	0	0	0	0 (0)	6558 (1000)
12.00-	0	0	0	0	0	0	0	0	0	0	0	0	0	0	0	0	0	0	0 (0)	6558 (1000)
TOTAL	123	1848	2185	1513	595	207	63	21	3	0	0	0	0	0	0	0	0	0	6558	6558
(0.1%)	(19)	(282)	(333)	(231)	(91)	(32)	(10)	(3)	(0)	(0)	(0)	(0)	(0)	(0)	(0)	(0)	(0)	(0)	(1000)	(1000)
HICHO	123	1971	4156	5669	6264	6471	6534	6555	6558	6558	6558	6558	6558	6558	6558	6558	6558	6558	6558	6558
(0.1%)	(19)	(301)	(634)	(864)	(955)	(987)	(996)	(1000)	(1000)	(1000)	(1000)	(1000)	(1000)	(1000)	(1000)	(1000)	(1000)	(1000)	(1000)	(1000)

付表－2.4 d　輪島港　波高・周期別度数分布表（秋季）

WAJIMA　KISYU USW KI HYO　79- 84　9- 11　DOSUU BUNPU HYO H3 T3

H \ T	SEION	3- 4	4- 5	5- 6	6- 7	7- 8	8- 9	9-10	10-11	11-12	12-13	13-14	14-15	15-16	16-17	17-18	18-19	19-	TOTAL	HICHO
SEION	18	139	40	11	0	0	0	0	0	0	0	0	0	0	0	0	0	0	208 (32)	208 (32)
0.25- 0.50	6	387	506	202	29	4	2	0	0	0	0	0	0	0	0	0	0	0	1136 (175)	1344 (207)
0.50- 0.75	0	71	362	449	118	15	3	2	0	0	0	0	0	0	0	0	0	0	1020 (157)	2364 (365)
0.75- 1.00	0	16	224	384	222	37	11	2	0	0	0	0	0	0	0	0	0	0	896 (138)	3260 (503)
1.00- 1.25	0	1	107	282	249	60	13	2	0	0	0	0	0	0	0	0	0	0	714 (110)	3974 (613)
1.25- 1.50	0	0	51	214	221	127	11	5	0	0	0	0	0	0	0	0	0	0	629 (97)	4603 (710)
1.50- 1.75	0	0	8	119	198	126	32	4	0	0	0	0	0	0	0	0	0	0	487 (75)	5090 (785)
1.75- 2.00	0	0	1	47	121	136	50	4	1	0	0	0	0	0	0	0	0	0	360 (56)	5450 (841)
2.00- 2.50	0	0	0	18	135	214	108	18	0	0	0	0	0	0	0	0	0	0	493 (76)	5943 (917)
2.50- 3.00	0	0	0	0	24	99	81	21	2	0	0	0	0	0	0	0	0	0	227 (35)	6170 (952)
3.00- 3.50	0	0	0	0	2	36	51	27	1	1	0	0	0	0	0	0	0	0	118 (18)	6288 (970)
3.50- 4.00	0	0	0	0	0	8	29	26	6	0	0	0	0	0	0	0	0	0	69 (11)	6357 (980)
4.00- 4.50	0	0	0	0	0	3	19	36	4	0	0	0	0	0	0	0	0	0	62 (10)	6419 (990)
4.50- 5.00	0	0	0	0	0	0	4	14	8	0	0	0	0	0	0	0	0	0	26 (4)	6445 (994)
5.00- 5.50	0	0	0	0	0	0	0	9	6	2	0	0	0	0	0	0	0	0	17 (3)	6462 (997)
5.50- 6.00	0	0	0	0	0	0	0	1	7	3	2	0	0	0	0	0	0	0	13 (2)	6475 (999)
6.00- 6.50	0	0	0	0	0	0	0	2	2	2	2	0	0	0	0	0	0	0	8 (1)	6483 (1000)
6.50- 7.00	0	0	0	0	0	0	0	0	0	1	0	0	0	0	0	0	0	0	1 (0)	6484 (1000)
7.00- 8.00	0	0	0	0	0	0	0	0	0	0	0	0	0	0	0	0	0	0	0 (0)	6484 (1000)
8.00- 9.00	0	0	0	0	0	0	0	0	0	0	0	0	0	0	0	0	0	0	0 (0)	6484 (1000)
9.00-10.00	0	0	0	0	0	0	0	0	0	0	0	0	0	0	0	0	0	0	0 (0)	6484 (1000)
10.00-11.00	0	0	0	0	0	0	0	0	0	0	0	0	0	0	0	0	0	0	0 (0)	6484 (1000)
11.00-12.00	0	0	0	0	0	0	0	0	0	0	0	0	0	0	0	0	0	0	0 (0)	6484 (1000)
12.00-	0	0	0	0	0	0	0	0	0	0	0	0	0	0	0	0	0	0	0 (0)	6484 (1000)
TOTAL	24	614	1299	1726	1319	865	414	173	37	9	4	0	0	0	0	0	0	0	6484	6484
(0.1%)	(4)	(95)	(200)	(266)	(203)	(133)	(64)	(27)	(6)	(1)	(1)	(0)	(0)	(0)	(0)	(0)	(0)	(0)	(1000)	(1000)
HICHO	24	638	1937	3663	4982	5847	6261	6434	6471	6480	6484	6484	6484	6484	6484	6484	6484	6484	6484	6484
(0.1%)	(4)	(98)	(299)	(565)	(768)	(902)	(966)	(992)	(998)	(999)	(1000)	(1000)	(1000)	(1000)	(1000)	(1000)	(1000)	(1000)	(1000)	(1000)

付表－2.4 e　輪島港　波高・周期別度数分布表（通年）

WAJIMA　　NEN HYO　　79- 1 ~ 84- 12　　DOSUU BUNPU HYO
KISYU　USW　H3　T3

H \ T	SEIHN	3- 4	4- 5	5- 6	6- 7	7- 8	8- 9	9-10	10-11	11-12	12-13	13-14	14-15	15-16	16-17	17-18	18-19	19-	TOTAL	MICHO
SEIHN	174	1076	340	76	14	3	4	0	0	0	0	0	0	0	0	0	0	0	1687 (65)	1687 (65)
0.25- 0.50	71	1933	2343	870	86	16	9	2	0	0	0	0	0	0	0	0	0	0	5330 (206)	7017 (271)
0.50- 0.75	0	424	1457	1547	519	64	8	3	0	0	0	0	0	0	0	0	0	0	4022 (155)	11039 (426)
0.75- 1.00	0	73	731	1323	783	185	27	3	0	0	0	0	0	0	0	0	0	0	3125 (121)	14164 (546)
1.00- 1.25	0	3	306	925	815	284	46	3	0	0	0	0	0	0	0	0	0	0	2382 (92)	16546 (638)
1.25- 1.50	0	0	101	600	715	412	51	6	0	0	0	0	0	0	0	0	0	0	1885 (73)	18431 (711)
1.50- 1.75	0	0	14	341	594	445	96	8	0	0	0	0	0	0	0	0	0	0	1498 (58)	19929 (769)
1.75- 2.00	0	0	3	154	441	471	143	19	2	0	0	0	0	0	0	0	0	0	1233 (48)	21162 (816)
2.00- 2.50	0	0	0	70	601	817	315	60	1	0	0	0	0	0	0	0	0	0	1864 (72)	23026 (888)
2.50- 3.00	0	0	0	0	129	561	330	83	9	0	0	0	0	0	0	0	0	0	1112 (43)	24138 (931)
3.00- 3.50	0	0	0	0	13	283	368	81	23	2	0	0	0	0	0	0	0	0	770 (30)	24908 (961)
3.50- 4.00	0	0	0	0	1	68	231	133	24	3	0	0	0	0	0	0	0	0	460 (18)	25368 (979)
4.00- 4.50	0	0	0	0	0	6	100	155	22	0	0	0	0	0	0	0	0	0	283 (11)	25651 (989)
4.50- 5.00	0	0	0	0	0	0	22	97	30	3	0	0	0	0	0	0	0	0	152 (6)	25803 (995)
5.00- 5.50	0	0	0	0	0	0	2	28	25	3	1	0	0	0	0	0	0	0	59 (2)	25862 (998)
5.50- 6.00	0	0	0	0	0	0	0	11	23	3	2	0	0	0	0	0	0	0	39 (2)	25901 (999)
6.00- 6.50	0	0	0	0	0	0	0	5	6	6	2	0	0	0	0	0	0	0	19 (1)	25920 (1000)
6.50- 7.00	0	0	0	0	0	0	0	0	0	1	1	0	0	0	0	0	0	0	2 (0)	25922 (1000)
7.00- 8.00	0	0	0	0	0	0	0	0	1	0	0	1	0	0	0	0	0	0	2 (0)	25924 (1000)
8.00- 9.00	0	0	0	0	0	0	0	0	0	0	0	0	0	0	0	0	0	0	0 (0)	25924 (1000)
9.00-10.00	0	0	0	0	0	0	0	0	0	0	0	0	0	0	0	0	0	0	0 (0)	25924 (1000)
10.00-11.00	0	0	0	0	0	0	0	0	0	0	0	0	0	0	0	0	0	0	0 (0)	25924 (1000)
11.00-12.00	0	0	0	0	0	0	0	0	0	0	0	0	0	0	0	0	0	0	0 (0)	25924 (1000)
12.00-	0	0	0	0	0	0	0	0	0	0	0	0	0	0	0	0	0	0	0 (0)	25924 (1000)
TOTAL	245	3509	5295	5906	4711	3615	1752	697	166	21	6	1	0	0	0	0	0	0	25924	25924
(0.1%)	(9)	(135)	(204)	(228)	(182)	(139)	(68)	(27)	(6)	(1)	(0)	(0)	(0)	(0)	(0)	(0)	(0)	(0)	(1000)	(1000)
MICHO	245	3754	9049	14955	19666	23281	25033	25730	25896	25917	25923	25924	25924	25924	25924	25924	25924	25924	25924	25924
(0.1%)	(9)	(145)	(349)	(577)	(759)	(898)	(966)	(993)	(999)	(1000)	(1000)	(1000)	(1000)	(1000)	(1000)	(1000)	(1000)	(1000)	(1000)	(1000)

付表－2.4 f　輪島港　波高・周期別出現率表（通年）

WAJIMA　　NEN HYO　　79- 1 - 84- 12　　RITU BUNPU HYO
KISYU　USW　H3　T3

H \ T	SEIHN	3- 4	4- 5	5- 6	6- 7	7- 8	8- 9	9-10	10-11	11-12	12-13	13-14	14-15	15-16	16-17	17-18	18-19	19-	TOTAL	MICHO
SEIHN	0.7	4.2	1.3	0.3	0.1	0.0	0.0	0.	0.	0.	0.	0.	0.	0.	0.	0.	0.	0.	6.5 (1687)	6.5 (1687)
0.25- 0.50	0.3	7.5	9.0	3.4	0.3	0.1	0.0	0.0	0.	0.	0.	0.	0.	0.	0.	0.	0.	0.	20.6 (5330)	27.1 (7017)
0.50- 0.75	0.	1.6	5.6	6.0	2.0	0.2	0.0	0.0	0.	0.	0.	0.	0.	0.	0.	0.	0.	0.	15.5 (4022)	42.6 (11039)
0.75- 1.00	0.	0.3	2.8	5.1	3.0	0.7	0.1	0.0	0.	0.	0.	0.	0.	0.	0.	0.	0.	0.	12.1 (3125)	54.6 (14164)
1.00- 1.25	0.	0.0	1.2	3.6	3.1	1.1	0.2	0.0	0.	0.	0.	0.	0.	0.	0.	0.	0.	0.	9.2 (2382)	63.8 (16546)
1.25- 1.50	0.	0.	0.4	2.3	2.8	1.6	0.2	-0.0	0.	0.	0.	0.	0.	0.	0.	0.	0.	0.	7.3 (1885)	71.1 (18431)
1.50- 1.75	0.	0.	0.1	1.3	2.3	1.7	0.4	0.0	0.	0.	0.	0.	0.	0.	0.	0.	0.	0.	5.8 (1498)	76.9 (19929)
1.75- 2.00	0.	0.	0.0	0.6	1.7	1.8	0.6	0.1	0.0	0.	0.	0.	0.	0.	0.	0.	0.	0.	4.8 (1233)	81.6 (21162)
2.00- 2.50	0.	0.	0.	0.3	2.3	3.2	1.2	0.2	0.0	0.	0.	0.	0.	0.	0.	0.	0.	0.	7.2 (1864)	88.8 (23026)
2.50- 3.00	0.	0.	0.	0.	0.5	2.2	1.3	0.3	0.0	0.	0.	0.	0.	0.	0.	0.	0.	0.	4.3 (1112)	93.1 (24138)
3.00- 3.50	0.	0.	0.	0.	0.1	1.1	1.4	0.3	0.1	0.0	0.	0.	0.	0.	0.	0.	0.	0.	3.0 (770)	96.1 (24908)
3.50- 4.00	0.	0.	0.	0.	0.0	0.3	0.9	0.5	0.1	0.0	0.	0.	0.	0.	0.	0.	0.	0.	1.8 (460)	97.9 (25368)
4.00- 4.50	0.	0.	0.	0.	0.	0.0	0.4	0.6	0.1	0.	0.	0.	0.	0.	0.	0.	0.	0.	1.1 (283)	98.9 (25651)
4.50- 5.00	0.	0.	0.	0.	0.	0.	0.1	0.4	0.1	0.0	0.	0.	0.	0.	0.	0.	0.	0.	0.6 (152)	99.5 (25803)
5.00- 5.50	0.	0.	0.	0.	0.	0.	0.0	0.1	0.1	0.0	0.0	0.	0.	0.	0.	0.	0.	0.	0.2 (59)	99.8 (25862)
5.50- 6.00	0.	0.	0.	0.	0.	0.	0.	0.0	0.1	0.0	0.0	0.	0.	0.	0.	0.	0.	0.	0.2 (39)	99.9 (25901)
6.00- 6.50	0.	0.	0.	0.	0.	0.	0.	0.0	0.0	0.0	0.0	0.	0.	0.	0.	0.	0.	0.	0.1 (19)	100.0 (25920)
6.50- 7.00	0.	0.	0.	0.	0.	0.	0.	0.	0.	0.0	0.0	0.	0.	0.	0.	0.	0.	0.	0.0 (2)	100.0 (25922)
7.00- 8.00	0.	0.	0.	0.	0.	0.	0.	0.	0.0	0.	0.	0.0	0.	0.	0.	0.	0.	0.	0.0 (2)	100.0 (25924)
8.00- 9.00	0.	0.	0.	0.	0.	0.	0.	0.	0.	0.	0.	0.	0.	0.	0.	0.	0.	0.	0. (0)	100.0 (25924)
9.00-10.00	0.	0.	0.	0.	0.	0.	0.	0.	0.	0.	0.	0.	0.	0.	0.	0.	0.	0.	0. (0)	100.0 (25924)
10.00-11.00	0.	0.	0.	0.	0.	0.	0.	0.	0.	0.	0.	0.	0.	0.	0.	0.	0.	0.	0. (0)	100.0 (25924)
11.00-12.00	0.	0.	0.	0.	0.	0.	0.	0.	0.	0.	0.	0.	0.	0.	0.	0.	0.	0.	0. (0)	100.0 (25924)
12.00-	0.	0.	0.	0.	0.	0.	0.	0.	0.	0.	0.	0.	0.	0.	0.	0.	0.	0.	0. (0)	100.0 (25924)
TOTAL	0.9	13.5	20.4	22.8	18.2	13.9	6.8	2.7	0.6	0.1	0.0	0.0	0.	0.	0.	0.	0.	0.	100.0	100.0
	245	3509	5295	5906	4711	3615	1752	697	166	21	6	1	0	0	0	0	0	0	25924	25924
MICHO	0.9	14.5	34.9	57.7	75.9	89.8	96.6	99.3	99.9	100.0	100.0	100.0	100.0	100.0	100.0	100.0	100.0	100.0	100.0	100.0
	245	3754	9049	14955	19666	23281	25033	25730	25896	25917	25923	25924	25924	25924	25924	25924	25924	25924	25924	25924

付表－2.5 a　金沢港　波高・周期別度数分布表（冬季）

KANAZAWA　　KISYU　USW　K1　HYO　69- 84　12- 2　DOSUU BUNPU HYO

H \ T	SEION	3- 4	4- 5	5- 6	6- 7	7- 8	8- 9	9-10	10-11	11-12	12-13	13-14	14-15	15-16	16-17	17-18	18-19	19-	H3 TOTAL	T3 MICHO
SEION	4	17	21	9	0	0	0	0	0	0	0	0	0	0	0	0	0	0	51	51
																			(4)	(4)
0.25- 0.50	0	78	203	213	71	9	2	1	0	0	0	0	0	0	0	0	0	0	577	628
																			(41)	(45)
0.50- 0.75	0	86	289	377	287	24	2	0	0	0	0	0	0	0	0	0	0	0	1065	1693
																			(76)	(121)
0.75- 1.00	0	28	302	415	532	142	7	0	0	0	0	0	0	0	0	0	0	0	1427	3120
																			(102)	(224)
1.00- 1.25	0	4	215	394	570	316	25	0	0	0	0	0	0	0	0	0	0	0	1524	4644
																			(109)	(333)
1.25- 1.50	0	1	78	314	515	481	53	1	0	0	0	0	0	0	0	0	0	0	1423	6067
																			(102)	(435)
1.50- 1.75	0	0	23	213	433	496	109	5	0	0	0	0	0	0	0	0	0	0	1279	7346
																			(92)	(526)
1.75- 2.00	0	0	3	106	362	496	154	6	0	0	0	0	0	0	0	0	0	0	1127	8473
																			(81)	(607)
2.00- 2.50	0	0	0	109	554	755	399	50	1	0	0	0	0	0	0	0	0	0	1868	10341
																			(134)	(741)
2.50- 3.00	0	0	0	7	225	565	348	90	8	2	0	0	0	0	0	0	0	0	1245	11586
																			(89)	(830)
3.00- 3.50	0	0	0	1	43	321	412	131	15	3	0	0	0	0	0	0	0	0	926	12512
																			(66)	(896)
3.50- 4.00	0	0	0	0	1	111	298	132	31	5	0	0	0	0	0	0	0	0	578	13090
																			(41)	(938)
4.00- 4.50	0	0	0	0	1	17	166	145	36	10	5	0	1	0	0	0	0	0	381	13471
																			(27)	(965)
4.50- 5.00	0	0	0	0	0	1	43	105	45	9	5	5	1	0	0	0	0	0	214	13685
																			(15)	(980)
5.00- 5.50	0	0	0	0	0	1	7	79	41	9	1	0	0	0	0	0	0	0	138	13823
																			(10)	(990)
5.50- 6.00	0	0	0	0	0	0	2	21	46	14	2	1	0	0	0	0	0	0	86	13909
																			(6)	(996)
6.00- 6.50	0	0	0	0	0	0	3	6	14	4	5	0	0	0	0	0	0	0	32	13941
																			(2)	(999)
6.50- 7.00	0	0	0	0	0	0	0	5	5	2	1	0	0	0	0	0	0	0	13	13954
																			(1)	(1000)
7.00- 8.00	0	0	0	0	0	0	0	2	0	3	0	0	0	0	0	0	0	0	5	13959
																			(0)	(1000)
8.00- 9.00	0	0	0	0	0	0	0	0	0	0	0	0	0	0	0	0	0	0	0	13959
																			(0)	(1000)
9.00-10.00	0	0	0	0	0	0	0	0	0	0	0	0	0	0	0	0	0	0	0	13959
																			(0)	(1000)
10.00-11.00	0	0	0	0	0	0	0	0	0	0	0	0	0	0	0	0	0	0	0	13959
																			(0)	(1000)
11.00-12.00	0	0	0	0	0	0	0	0	0	0	0	0	0	0	0	0	0	0	0	13959
																			(0)	(1000)
12.00-	0	0	0	0	0	0	0	0	0	0	0	0	0	0	0	0	0	0	0	13959
																			(0)	(1000)
TOTAL	4	214	1134	2158	3594	3736	2010	779	242	61	19	6	2	0	0	0	0	0	13959	13959
(0.1%)	(0)	(15)	(81)	(155)	(257)	(268)	(144)	(56)	(17)	(4)	(1)	(0)	(0)	(0)	(0)	(0)	(0)	(0)	(1000)	(1000)
MICHO	4	218	1352	3510	7104	10840	12850	13629	13871	13932	13951	13957	13959	13959	13959	13959	13959	13959	13959	13959
(0.1%)	(0)	(16)	(97)	(251)	(509)	(777)	(921)	(976)	(994)	(998)	(999)	(1000)	(1000)	(1000)	(1000)	(1000)	(1000)	(1000)	(1000)	(1000)

付表－2.5 b　金沢港　波高・周期別度数分布表（春季）

KANAZAWA　　KISYU　USW　K1　HYO　70- 84　3- 5　DOSUU BUNPU HYO

H \ T	SEION	3- 4	4- 5	5- 6	6- 7	7- 8	8- 9	9-10	10-11	11-12	12-13	13-14	14-15	15-16	16-17	17-18	18-19	19-	H3 TOTAL	T3 MICHO
SEION	210	555	443	107	16	3	2	0	0	0	0	0	0	0	0	0	0	0	1336	1336
																			(98)	(98)
0.25- 0.50	157	1351	1314	651	114	28	3	1	0	0	0	0	0	0	0	0	0	0	3621	4957
																			(266)	(364)
0.50- 0.75	10	545	859	1017	250	39	2	2	0	0	0	0	0	0	0	0	0	0	2724	7681
																			(200)	(564)
0.75- 1.00	0	157	476	761	408	56	6	0	0	0	0	0	0	0	0	0	0	0	1864	9545
																			(137)	(701)
1.00- 1.25	0	19	236	397	346	100	7	1	0	0	0	0	0	0	0	0	0	0	1106	10651
																			(81)	(782)
1.25- 1.50	0	1	77	231	335	133	13	1	0	0	0	0	0	0	0	0	0	0	791	11442
																			(58)	(840)
1.50- 1.75	0	0	13	100	226	163	27	3	0	0	0	0	0	0	0	0	0	0	532	11974
																			(39)	(879)
1.75- 2.00	0	0	2	54	121	140	63	1	0	0	0	0	0	0	0	0	0	0	381	12355
																			(28)	(907)
2.00- 2.50	0	0	0	29	160	236	128	20	1	0	0	0	0	0	0	0	0	0	574	12929
																			(42)	(949)
2.50- 3.00	0	0	0	0	39	126	115	25	2	0	0	0	0	0	0	0	0	0	307	13236
																			(23)	(972)
3.00- 3.50	0	0	0	0	5	68	74	23	7	0	0	0	0	0	0	0	0	0	177	13413
																			(13)	(985)
3.50- 4.00	0	0	0	0	0	3	49	30	5	0	0	0	0	0	0	0	0	0	87	13500
																			(6)	(991)
4.00- 4.50	0	0	0	0	0	2	17	33	10	1	0	0	0	0	0	0	0	0	63	13563
																			(5)	(996)
4.50- 5.00	0	0	0	0	0	1	1	13	11	1	0	0	0	0	0	0	0	0	27	13590
																			(2)	(998)
5.00- 5.50	0	0	0	0	0	0	1	6	8	2	0	0	0	0	0	0	0	0	17	13607
																			(1)	(999)
5.50- 6.00	0	0	0	0	0	0	0	0	6	1	0	0	0	0	0	0	0	0	7	13614
																			(1)	(1000)
6.00- 6.50	0	0	0	0	0	0	0	0	3	0	0	0	0	0	0	0	0	0	3	13617
																			(0)	(1000)
6.50- 7.00	0	0	0	0	0	0	0	0	0	0	0	0	0	0	0	0	0	0	0	13617
																			(0)	(1000)
7.00- 8.00	0	0	0	0	0	0	0	0	0	0	0	0	0	0	0	0	0	0	0	13617
																			(0)	(1000)
8.00- 9.00	0	0	0	0	0	0	0	0	0	0	0	0	0	0	0	0	0	0	0	13617
																			(0)	(1000)
9.00-10.00	0	0	0	0	0	0	0	0	0	0	0	0	0	0	0	0	0	0	0	13617
																			(0)	(1000)
10.00-11.00	0	0	0	0	0	0	0	0	0	0	0	0	0	0	0	0	0	0	0	13617
																			(0)	(1000)
11.00-12.00	0	0	0	0	0	0	0	0	0	0	0	0	0	0	0	0	0	0	0	13617
																			(0)	(1000)
12.00-	0	0	0	0	0	0	0	0	0	0	0	0	0	0	0	0	0	0	0	13617
																			(0)	(1000)
TOTAL	377	2628	3420	3347	2022	1098	508	159	53	5	0	0	0	0	0	0	0	0	13617	13617
(0.1%)	(28)	(193)	(251)	(246)	(148)	(81)	(37)	(12)	(4)	(0)	(0)	(0)	(0)	(0)	(0)	(0)	(0)	(0)	(1000)	(1000)
MICHO	377	3005	6425	9772	11794	12892	13400	13559	13612	13617	13617	13617	13617	13617	13617	13617	13617	13617	13617	13617
(0.1%)	(28)	(221)	(472)	(718)	(866)	(947)	(984)	(996)	(1000)	(1000)	(1000)	(1000)	(1000)	(1000)	(1000)	(1000)	(1000)	(1000)	(1000)	(1000)

付表－2.5 c　金沢港　波高・周期別度数分布表（夏季）

KANAZAWA　　K1　HYO　　70- 84　6- 8　　DOSUU BUNPU HYO

H \ T	SEION	3- 4	4- 5	5- 6	6- 7	KISYU 7- 8	USV 8- 9	9-10	10-11	11-12	12-13	13-14	14-15	15-16	16-17	17-18	18-19	19-	H3	T3 TOTAL	NICHO
SEION	477	1384	929	166	21	10	1	0	0	0	0	0	0	0	0	0	0	0	0	2988	2988
																				(261)	(261)
0.25- 0.50	238	1763	1730	603	82	27	5	0	0	0	0	0	0	0	0	0	0	0	0	4448	7436
																				(389)	(650)
0.50- 0.75	8	472	737	615	200	53	6	2	0	0	0	0	0	0	0	0	0	0	0	2093	9529
																				(183)	(833)
0.75- 1.00	0	85	284	455	178	55	10	4	0	0	0	0	0	0	0	0	0	0	0	1071	10600
																				(94)	(926)
1.00- 1.25	0	10	83	161	117	31	8	1	1	0	0	0	0	0	0	0	0	0	0	410	11010
																				(36)	(962)
1.25- 1.50	0	0	18	80	59	26	4	0	0	0	0	0	0	0	0	0	0	0	0	187	11197
																				(16)	(978)
1.50- 1.75	0	0	1	27	41	21	9	3	0	0	0	0	0	0	0	0	0	0	0	102	11299
																				(9)	(987)
1.75- 2.00	0	0	1	12	19	14	8	3	1	0	0	0	0	0	0	0	0	0	0	58	11357
																				(5)	(992)
2.00- 2.50	0	0	0	3	22	10	8	5	1	0	0	0	0	0	0	0	0	0	0	49	11406
																				(4)	(997)
2.50- 3.00	0	0	0	0	7	17	5	2	0	0	0	0	0	0	0	0	0	0	0	31	11437
																				(3)	(999)
3.00- 3.50	0	0	1	0	0	2	0	2	1	0	0	0	0	0	0	0	0	0	0	6	11443
																				(1)	(1000)
3.50- 4.00	0	0	0	0	0	0	0	0	1	1	0	0	0	0	0	0	0	0	0	2	11445
																				(0)	(1000)
4.00- 4.50	0	0	0	0	0	0	0	0	0	0	0	0	0	0	0	0	0	0	0	0	11445
																				(0)	(1000)
4.50- 5.00	0	0	0	0	0	0	0	0	0	0	0	0	0	0	0	0	0	0	0	0	11445
																				(0)	(1000)
5.00- 5.50	0	0	0	0	0	0	0	0	0	0	0	0	0	0	0	0	0	0	0	0	11445
																				(0)	(1000)
5.50- 6.00	0	0	0	0	0	0	0	0	0	0	0	0	0	0	0	0	0	0	0	0	11445
																				(0)	(1000)
6.00- 6.50	0	0	0	0	0	0	0	0	0	0	0	0	0	0	0	0	0	0	0	0	11445
																				(0)	(1000)
6.50- 7.00	0	0	0	0	0	0	0	0	0	0	0	0	0	0	0	0	0	0	0	0	11445
																				(0)	(1000)
7.00- 8.00	0	0	0	0	0	0	0	0	0	0	0	0	0	0	0	0	0	0	0	0	11445
																				(0)	(1000)
8.00- 9.00	0	0	0	0	0	0	0	0	0	0	0	0	0	0	0	0	0	0	0	0	11445
																				(0)	(1000)
9.00-10.00	0	0	0	0	0	0	0	0	0	0	0	0	0	0	0	0	0	0	0	0	11445
																				(0)	(1000)
10.00-11.00	0	0	0	0	0	0	0	0	0	0	0	0	0	0	0	0	0	0	0	0	11445
																				(0)	(1000)
11.00-12.00	0	0	0	0	0	0	0	0	0	0	0	0	0	0	0	0	0	0	0	0	11445
																				(0)	(1000)
12.00-	0	0	0	0	0	0	0	0	0	0	0	0	0	0	0	0	0	0	0	0	11445
																				(0)	(1000)
TOTAL	723	3714	3784	2122	746	266	62	22	5	1	0	0	0	0	0	0	0	0	0	11445	11445
(0.1%)	(63)	(325)	(331)	(185)	(65)	(23)	(5)	(2)	(0)	(0)	(0)	(0)	(0)	(0)	(0)	(0)	(0)	(0)	(0)	(1000)	(1000)
NICHO	723	4437	8221	10343	11089	11355	11417	11439	11444	11445	11445	11445	11445	11445	11445	11445	11445	11445	11445	11445	11445
(0.1%)	(63)	(388)	(718)	(904)	(969)	(992)	(998)	(999)	(1000)	(1000)	(1000)	(1000)	(1000)	(1000)	(1000)	(1000)	(1000)	(1000)	(1000)	(1000)	(1000)

付表－2.5 d　金沢港　波高・周期別度数分布表（秋季）

KANAZAWA　　K1　HYO　　70- 84　9- 11　　DOSUU BUNPU HYO

H \ T	SEION	3- 4	4- 5	5- 6	6- 7	KISYU 7- 8	USV 8- 9	9-10	10-11	11-12	12-13	13-14	14-15	15-16	16-17	17-18	18-19	19-	H3	T3 TOTAL	NICHO
SEION	44	300	361	90	13	2	1	0	0	0	0	0	0	0	0	0	0	0	0	811	811
																				(62)	(62)
0.25- 0.50	53	904	1175	665	151	16	9	1	1	0	0	0	0	0	0	0	0	0	0	2975	3786
																				(226)	(287)
0.50- 0.75	1	374	783	824	331	18	2	2	0	0	0	0	0	0	0	0	0	0	0	2335	6121
																				(177)	(465)
0.75- 1.00	0	95	432	633	492	71	5	4	0	0	0	0	0	0	0	0	0	0	0	1732	7853
																				(131)	(596)
1.00- 1.25	0	5	224	403	444	160	7	1	0	0	0	0	0	0	0	0	0	0	0	1244	9097
																				(94)	(691)
1.25- 1.50	0	1	100	255	315	267	36	3	0	0	0	0	0	0	0	0	0	0	0	977	10074
																				(74)	(765)
1.50- 1.75	0	0	17	155	224	272	72	4	0	0	0	0	0	0	0	0	0	0	0	744	10818
																				(56)	(821)
1.75- 2.00	0	0	2	65	132	225	106	3	0	0	0	0	0	0	0	0	0	0	0	533	11351
																				(40)	(862)
2.00- 2.50	0	0	0	39	158	267	233	33	0	0	0	0	0	0	0	0	0	0	0	730	12081
																				(55)	(917)
2.50- 3.00	0	0	0	1	52	110	162	45	1	0	0	0	0	0	0	0	0	0	0	371	12452
																				(28)	(945)
3.00- 3.50	0	0	0	0	11	79	116	54	5	0	0	0	0	0	0	0	0	0	0	265	12717
																				(20)	(965)
3.50- 4.00	0	0	0	0	1	22	77	48	10	3	0	0	0	0	0	0	0	0	0	161	12878
																				(12)	(978)
4.00- 4.50	0	0	0	0	0	3	40	61	17	4	0	0	0	0	0	0	0	0	0	125	13003
																				(9)	(987)
4.50- 5.00	0	0	0	0	0	0	8	35	24	4	2	0	0	0	0	0	0	0	0	73	13076
																				(6)	(993)
5.00- 5.50	0	0	0	0	0	0	2	10	19	5	0	0	0	0	0	0	0	0	0	36	13112
																				(3)	(995)
5.50- 6.00	0	0	0	0	0	0	1	6	15	3	5	0	0	0	0	0	0	0	0	30	13142
																				(2)	(998)
6.00- 6.50	0	0	0	0	0	0	0	1	2	5	0	1	0	0	0	0	0	0	0	15	13157
																				(1)	(999)
6.50- 7.00	0	0	0	0	0	0	0	0	4	3	2	0	0	0	0	0	0	0	0	9	13166
																				(1)	(1000)
7.00- 8.00	0	0	0	0	0	0	0	0	1	3	1	1	0	0	0	0	0	0	0	6	13172
																				(0)	(1000)
8.00- 9.00	0	0	0	0	0	0	0	0	0	0	0	0	0	0	0	0	0	0	0	0	13172
																				(0)	(1000)
9.00-10.00	0	0	0	0	0	0	0	0	0	0	0	0	0	0	0	0	0	0	0	0	13172
																				(0)	(1000)
10.00-11.00	0	0	0	0	0	0	0	0	0	0	0	0	0	0	0	0	0	0	0	0	13172
																				(0)	(1000)
11.00-12.00	0	0	0	0	0	0	0	0	0	0	0	0	0	0	0	0	0	0	0	0	13172
																				(0)	(1000)
12.00-	0	0	0	0	0	0	0	0	0	0	0	0	0	0	0	0	0	0	0	0	13172
																				(0)	(1000)
TOTAL	98	1679	3094	3130	2324	1512	877	311	105	30	10	2	0	0	0	0	0	0	0	13172	13172
(0.1%)	(7)	(127)	(235)	(238)	(176)	(115)	(67)	(24)	(8)	(2)	(1)	(0)	(0)	(0)	(0)	(0)	(0)	(0)	(0)	(1000)	(1000)
NICHO	98	1777	4871	8001	10325	11837	12714	13025	13130	13160	13170	13172	13172	13172	13172	13172	13172	13172	13172	13172	13172
(0.1%)	(7)	(135)	(370)	(607)	(784)	(899)	(965)	(989)	(997)	(999)	(1000)	(1000)	(1000)	(1000)	(1000)	(1000)	(1000)	(1000)	(1000)	(1000)	(1000)

付表－2.5 e　金沢港　波高・周期別度数分布表（通年）

KANAZAWA　　NEN HYO　　70- 1 - 84- 12　　DOSUU BUNPU HYO

H \ T	SEION	3- 4	4- 5	5- 6	6- 7	KISYU 7- 8	USW 8- 9	9-10	10-11	11-12	12-13	13-14	14-15	15-16	16-17	17-18	18-19	19-	H3 TOTAL	T3 MICHO
SEION	735	2256	1756	372	50	15	4	0	0	0	0	0	0	0	0	0	0	0	5188	5188
0.25- 0.50	448	4096	4435	2143	420	80	19	3	1	0	0	0	0	0	0	0	0	0	(99) 11645	(99) 16833
0.50- 0.75	19	1477	2675	2846	1079	134	12	6	0	0	0	0	0	0	0	0	0	0	(222) 8248	(320) 25081
0.75- 1.00	0	366	1504	2272	1620	328	29	8	0	0	0	0	0	0	0	0	0	0	(157) 6127	(477) 31208
1.00- 1.25	0	38	762	1360	1483	615	47	3	1	0	0	0	0	0	0	0	0	0	(117) 4309	(594) 35517
1.25- 1.50	0	3	275	888	1225	914	90	6	0	0	0	0	0	0	0	0	0	0	(82) 3401	(676) 38918
1.50- 1.75	0	0	55	502	933	962	224	17	0	0	0	0	0	0	0	0	0	0	(65) 2693	(740) 41611
1.75- 2.00	0	0	8	240	641	881	340	14	1	0	0	0	0	0	0	0	0	0	(51) 2125	(792) 43736
2.00- 2.50	0	0	0	180	910	1289	776	102	3	0	0	0	0	0	0	0	0	0	(40) 3267	(832) 47003
2.50- 3.00	0	0	0	8	328	854	657	166	11	2	0	0	0	0	0	0	0	0	(62) 2026	(894) 49029
3.00- 3.50	0	0	1	1	60	480	612	211	28	3	0	0	0	0	0	0	0	0	(39) 1396	(933) 50425
3.50- 4.00	0	0	0	0	2	140	433	211	47	9	0	0	0	0	0	0	0	0	(27) 842	(959) 51267
4.00- 4.50	0	0	0	0	1	22	232	242	63	15	5	0	1	0	0	0	0	0	(16) 581	(975) 51848
4.50- 5.00	0	0	0	0	0	2	57	154	80	14	7	5	1	0	0	0	0	0	(11) 320	(986) 52168
5.00- 5.50	0	0	0	0	0	1	10	95	68	16	1	0	0	0	0	0	0	0	(6) 191	(992) 52359
5.50- 6.00	0	0	0	0	0	0	3	27	67	18	7	1	0	0	0	0	0	0	(4) 123	(996) 52482
6.00- 6.50	0	0	0	0	0	0	3	7	25	9	5	1	0	0	0	0	0	0	(2) 50	(998) 52532
6.50- 7.00	0	0	0	0	0	0	0	5	9	5	3	0	0	0	0	0	0	0	(1) 22	(999) 52554
7.00- 8.00	0	0	0	0	0	0	0	2	1	6	1	1	0	0	0	0	0	0	(0) 11	(1000) 52565
8.00- 9.00	0	0	0	0	0	0	0	0	0	0	0	0	0	0	0	0	0	0	(0) 0	(1000) 52565
9.00-10.00	0	0	0	0	0	0	0	0	0	0	0	0	0	0	0	0	0	0	(0) 0	(1000) 52565
10.00-11.00	0	0	0	0	0	0	0	0	0	0	0	0	0	0	0	0	0	0	(0) 0	(1000) 52565
11.00-12.00	0	0	0	0	0	0	0	0	0	0	0	0	0	0	0	0	0	0	(0) 0	(1000) 52565
12.00-	0	0	0	0	0	0	0	0	0	0	0	0	0	0	0	0	0	0	(0) 0	(1000) 52565
TOTAL	1202	8236	11471	10812	8752	6717	3548	1286	405	97	29	8	2	0	0	0	0	0	52565	52565
(0.1%)	(23)	(157)	(218)	(206)	(166)	(128)	(67)	(24)	(8)	(2)	(1)	(0)	(0)	(0)	(0)	(0)	(0)	(0)	(1000)	(1000)
MICHO	1202	9438	20909	31721	40473	47190	50738	52024	52429	52526	52555	52563	52565	52565	52565	52565	52565	52565	52565	52565
(0.1%)	(23)	(180)	(398)	(603)	(770)	(898)	(965)	(990)	(997)	(999)	(1000)	(1000)	(1000)	(1000)	(1000)	(1000)	(1000)	(1000)	(1000)	(1000)

付表－2.5 f　金沢港　波高・周期別出現率表（通年）

KANAZAWA　　NEN HYO　　70- 1 - 84- 12　　RITU BUNPU HYO

H \ T	SEION	3- 4	4- 5	5- 6	6- 7	KISYU 7- 8	USW 8- 9	9-10	10-11	11-12	12-13	13-14	14-15	15-16	16-17	17-18	18-19	19-	H3 TOTAL	T3 MICHO
SEION	1.4	4.3	3.3	0.7	0.1	0.0	0.0	0.	0.	0.	0.	0.	0.	0.	0.	0.	0.	0.	9.9	9.9
0.25- 0.50	0.9	7.8	8.4	4.1	0.8	0.2	0.0	0.0	0.0	0.	0.	0.	0.	0.	0.	0.	0.	0.	(5188) 22.2	(5188) 32.0
0.50- 0.75	0.0	2.8	5.1	5.4	2.1	0.3	0.0	0.0	0.	0.	0.	0.	0.	0.	0.	0.	0.	0.	(11645) 15.7	(16833) 47.7
0.75- 1.00	0.	0.7	2.9	4.3	3.1	0.6	0.1	0.0	0.	0.	0.	0.	0.	0.	0.	0.	0.	0.	(8248) 11.7	(25081) 59.4
1.00- 1.25	0.	0.1	1.4	2.6	2.8	1.2	0.1	0.0	0.0	0.	0.	0.	0.	0.	0.	0.	0.	0.	(6127) 8.2	(31208) 67.6
1.25- 1.50	0.	0.0	0.5	1.7	2.3	1.7	0.2	0.0	0.	0.	0.	0.	0.	0.	0.	0.	0.	0.	(4309) 6.5	(35517) 74.0
1.50- 1.75	0.	0.	0.1	1.0	1.8	1.8	0.4	0.0	0.	0.	0.	0.	0.	0.	0.	0.	0.	0.	(3401) 5.1	(38918) 79.2
1.75- 2.00	0.	0.	0.0	0.5	1.2	1.7	0.6	0.0	0.0	0.	0.	0.	0.	0.	0.	0.	0.	0.	(2693) 4.0	(41611) 83.2
2.00- 2.50	0.	0.	0.	0.3	1.7	2.5	1.5	0.2	0.0	0.	0.	0.	0.	0.	0.	0.	0.	0.	(2125) 6.2	(43736) 89.4
2.50- 3.00	0.	0.	0.	0.0	0.6	1.6	1.2	0.3	0.0	0.0	0.	0.	0.	0.	0.	0.	0.	0.	(3267) 3.9	(47003) 93.3
3.00- 3.50	0.	0.	0.0	0.0	0.1	0.9	1.2	0.4	0.1	0.0	0.	0.	0.	0.	0.	0.	0.	0.	(2026) 2.7	(49029) 95.9
3.50- 4.00	0.	0.	0.	0.	0.0	0.3	0.8	0.4	0.1	0.0	0.	0.	0.	0.	0.	0.	0.	0.	(1396) 1.6	(50425) 97.5
4.00- 4.50	0.	0.	0.	0.	0.0	0.0	0.4	0.5	0.1	0.0	0.0	0.	0.0	0.	0.	0.	0.	0.	(842) 1.1	(51267) 98.6
4.50- 5.00	0.	0.	0.	0.	0.	0.0	0.1	0.3	0.2	0.0	0.0	0.0	0.0	0.	0.	0.	0.	0.	(581) 0.6	(51848) 99.2
5.00- 5.50	0.	0.	0.	0.	0.	0.0	0.0	0.2	0.1	0.0	0.0	0.	0.	0.	0.	0.	0.	0.	(320) 0.4	(52168) 99.6
5.50- 6.00	0.	0.	0.	0.	0.	0.	0.0	0.1	0.1	0.0	0.0	0.0	0.	0.	0.	0.	0.	0.	(191) 0.2	(52359) 99.8
6.00- 6.50	0.	0.	0.	0.	0.	0.	0.0	0.0	0.0	0.0	0.0	0.0	0.	0.	0.	0.	0.	0.	(123) 0.1	(52482) 99.9
6.50- 7.00	0.	0.	0.	0.	0.	0.	0.	0.0	0.0	0.0	0.0	0.	0.	0.	0.	0.	0.	0.	(50) 0.0	(52532) 100.0
7.00- 8.00	0.	0.	0.	0.	0.	0.	0.	0.0	0.0	0.0	0.0	0.0	0.	0.	0.	0.	0.	0.	(22) 0.0	(52554) 100.0
8.00- 9.00	0.	0.	0.	0.	0.	0.	0.	0.	0.	0.	0.	0.	0.	0.	0.	0.	0.	0.	(11) 0.	(52565) 100.0
9.00-10.00	0.	0.	0.	0.	0.	0.	0.	0.	0.	0.	0.	0.	0.	0.	0.	0.	0.	0.	(0) 0.	(52565) 100.0
10.00-11.00	0.	0.	0.	0.	0.	0.	0.	0.	0.	0.	0.	0.	0.	0.	0.	0.	0.	0.	(0) 0.	(52565) 100.0
11.00-12.00	0.	0.	0.	0.	0.	0.	0.	0.	0.	0.	0.	0.	0.	0.	0.	0.	0.	0.	(0) 0.	(52565) 100.0
12.00-	0.	0.	0.	0.	0.	0.	0.	0.	0.	0.	0.	0.	0.	0.	0.	0.	0.	0.	(0) 0.	(52565) 100.0
TOTAL	2.3	15.7	21.8	20.6	16.6	12.8	6.7	2.4	0.8	0.2	0.1	0.0	0.0	0.	0.	0.	0.	0.	100.0	100.0
	1202	8236	11471	10812	8752	6717	3548	1286	405	97	29	8	2	0	0	0	0	0	52565	52565
MICHO	2.3	18.0	39.8	60.3	77.0	89.8	96.5	99.0	99.7	99.9	100.0	100.0	100.0	100.0	100.0	100.0	100.0	100.0	100.0	100.0
	1202	9438	20909	31721	40473	47190	50738	52024	52429	52526	52555	52563	52565	52565	52565	52565	52565	52565	52565	52565

付表－2.6 a　福井港　波高・周期別度数分布表（冬季）

FUKUI　　KISYU USW KI HYO　　80- 84 , 12- 2　　DOSUU BUNPU HYO　H3 T3

H \ T	SEION	3- 4	4- 5	5- 6	6- 7	7- 8	8- 9	9-10	10-11	11-12	12-13	13-14	14-15	15-16	16-17	17-18	18-19	19-	TOTAL	(0.1%)	HICHO	(0.1%)
SEION	0	0	1	0	0	0	0	0	0	0	0	0	0	0	0	0	0	0	1	0	1	0
0.25- 0.50	0	12	24	28	12	0	0	0	0	0	0	0	0	0	0	0	0	0	76	27	77	27
0.50- 0.75	0	16	40	63	55	11	0	0	0	0	0	0	0	0	0	0	0	0	185	66	262	93
0.75- 1.00	0	6	51	76	104	33	0	0	0	0	0	0	0	0	0	0	0	0	270	96	532	189
1.00- 1.25	0	0	26	93	123	64	2	0	0	0	0	0	0	0	0	0	0	0	308	109	840	299
1.25- 1.50	0	0	12	67	118	108	11	0	0	0	0	0	0	0	0	0	0	0	316	112	1156	411
1.50- 1.75	0	0	6	61	93	109	22	4	0	0	0	0	0	0	0	0	0	0	295	105	1451	516
1.75- 2.00	0	0	1	39	97	71	32	4	0	0	0	0	0	0	0	0	0	0	244	87	1695	602
2.00- 2.50	0	0	0	24	128	122	60	6	2	1	0	0	0	0	0	0	0	0	343	122	2038	724
2.50- 3.00	0	0	0	1	63	138	66	3	1	0	0	0	0	0	0	0	0	0	272	97	2310	821
3.00- 3.50	0	0	0	0	9	101	78	9	0	0	0	0	0	0	0	0	0	0	197	70	2507	891
3.50- 4.00	0	0	0	0	1	36	81	20	1	0	0	0	0	0	0	0	0	0	139	49	2646	940
4.00- 4.50	0	0	0	0	0	9	49	18	2	0	0	0	0	0	0	0	0	0	78	28	2724	968
4.50- 5.00	0	0	0	0	0	0	14	20	3	0	0	0	0	0	0	0	0	0	37	13	2761	981
5.00- 5.50	0	0	0	0	0	0	3	27	7	0	0	0	0	0	0	0	0	0	37	13	2798	994
5.50- 6.00	0	0	0	0	0	0	0	7	2	0	0	0	0	0	0	0	0	0	9	3	2807	998
6.00- 6.50	0	0	0	0	0	0	0	0	0	0	0	0	0	0	0	0	0	0	0	0	2807	998
6.50- 7.00	0	0	0	0	0	0	0	1	2	1	1	0	0	0	0	0	0	0	5	2	2812	999
7.00- 8.00	0	0	0	0	0	0	0	0	0	0	1	1	0	0	0	0	0	0	2	1	2814	1000
8.00- 9.00	0	0	0	0	0	0	0	0	0	0	0	0	0	0	0	0	0	0	0	0	2814	1000
9.00-10.00	0	0	0	0	0	0	0	0	0	0	0	0	0	0	0	0	0	0	0	0	2814	1000
10.00-11.00	0	0	0	0	0	0	0	0	0	0	0	0	0	0	0	0	0	0	0	0	2814	1000
11.00-12.00	0	0	0	0	0	0	0	0	0	0	0	0	0	0	0	0	0	0	0	0	2814	1000
12.00-	0	0	0	0	0	0	0	0	0	0	0	0	0	0	0	0	0	0	0	0	2814	1000
TOTAL	0	34	161	452	803	802	418	119	20	2	2	1	0	0	0	0	0	0	2814		2814	
(0.1%)	0	12	57	161	285	285	149	42	7	1	1	0	0	0	0	0	0	0	1000		1000	
HICHO	0	34	195	647	1450	2252	2670	2789	2809	2811	2813	2814	2814	2814	2814	2814	2814	2814	2814		2814	
(0.1%)	0	12	69	230	515	800	949	991	998	999	1000	1000	1000	1000	1000	1000	1000	1000	1000		1000	

付表－2.6 b　福井港　波高・周期別度数分布表（春季）

FUKUI　　KISYU USW KI HYO　　81- 84　3- 5　　DOSUU BUNPU HYO　H3 T3

H \ T	SEION	3- 4	4- 5	5- 6	6- 7	7- 8	8- 9	9-10	10-11	11-12	12-13	13-14	14-15	15-16	16-17	17-18	18-19	19-	TOTAL	(0.1%)	HICHO	(0.1%)
SEION	106	258	124	19	3	0	0	0	0	0	0	0	0	0	0	0	0	0	510	135	510	135
0.25- 0.50	93	336	449	145	70	9	1	0	0	0	0	0	0	0	0	0	0	0	1103	292	1613	427
0.50- 0.75	5	148	288	260	83	24	3	0	0	0	0	0	0	0	0	0	0	0	811	215	2424	642
0.75- 1.00	0	17	103	187	85	19	6	0	0	0	0	0	0	0	0	0	0	0	417	110	2841	753
1.00- 1.25	0	4	28	105	86	32	2	0	0	0	0	0	0	0	0	0	0	0	257	68	3098	821
1.25- 1.50	0	0	15	53	72	36	8	0	0	0	0	0	0	0	0	0	0	0	184	49	3282	870
1.50- 1.75	0	0	5	22	69	36	4	0	0	0	0	0	0	0	0	0	0	0	136	36	3418	906
1.75- 2.00	0	0	0	19	39	30	11	0	0	0	0	0	0	0	0	0	0	0	99	26	3517	932
2.00- 2.50	0	0	0	9	51	40	25	0	0	0	0	0	0	0	0	0	0	0	125	33	3642	965
2.50- 3.00	0	0	0	1	14	39	13	1	0	0	0	0	0	0	0	0	0	0	68	18	3710	983
3.00- 3.50	0	0	0	0	0	20	9	1	0	0	0	0	0	0	0	0	0	0	30	8	3740	991
3.50- 4.00	0	0	0	0	0	8	9	3	0	0	0	0	0	0	0	0	0	0	20	5	3760	996
4.00- 4.50	0	0	0	0	0	0	4	1	1	0	0	0	0	0	0	0	0	0	6	2	3766	998
4.50- 5.00	0	0	0	0	0	0	0	4	1	0	0	0	0	0	0	0	0	0	5	1	3771	999
5.00- 5.50	0	0	0	0	0	0	1	1	0	1	0	0	0	0	0	0	0	0	3	1	3774	1000
5.50- 6.00	0	0	0	0	0	0	0	0	0	0	0	0	0	0	0	0	0	0	0	0	3774	1000
6.00- 6.50	0	0	0	0	0	0	0	0	0	0	0	0	0	0	0	0	0	0	0	0	3774	1000
6.50- 7.00	0	0	0	0	0	0	0	0	0	0	0	0	0	0	0	0	0	0	0	0	3774	1000
7.00- 8.00	0	0	0	0	0	0	0	0	0	0	0	0	0	0	0	0	0	0	0	0	3774	1000
8.00- 9.00	0	0	0	0	0	0	0	0	0	0	0	0	0	0	0	0	0	0	0	0	3774	1000
9.00-10.00	0	0	0	0	0	0	0	0	0	0	0	0	0	0	0	0	0	0	0	0	3774	1000
10.00-11.00	0	0	0	0	0	0	0	0	0	0	0	0	0	0	0	0	0	0	0	0	3774	1000
11.00-12.00	0	0	0	0	0	0	0	0	0	0	0	0	0	0	0	0	0	0	0	0	3774	1000
12.00-	0	0	0	0	0	0	0	0	0	0	0	0	0	0	0	0	0	0	0	0	3774	1000
TOTAL	204	763	1012	820	572	293	96	11	2	1	0	0	0	0	0	0	0	0	3774		3774	
(0.1%)	54	202	268	217	152	78	25	3	1	0	0	0	0	0	0	0	0	0	1000		1000	
HICHO	204	967	1979	2799	3371	3664	3760	3771	3773	3774	3774	3774	3774	3774	3774	3774	3774	3774	3774		3774	
(0.1%)	54	256	524	742	893	971	996	999	1000	1000	1000	1000	1000	1000	1000	1000	1000	1000	1000		1000	

付表－2.6 c　福井港　波高・周期別度数分布表（夏季）

FUKUI　　KISYU　USW　KI　HYO　81- 84　6- 8　DOSUU BUNPU HYO　H3　T3

H \ T	SEION	3- 4	4- 5	5- 6	6- 7	7- 8	8- 9	9-10	10-11	11-12	12-13	13-14	14-15	15-16	16-17	17-18	18-19	19-	TOTAL	MICHO
SEION	271	783	283	45	7	2	0	0	0	0	0	0	0	0	0	0	0	0	1391 (317)	1391 (317)
0.25- 0.50	156	650	605	195	68	5	0	0	0	0	0	0	0	0	0	0	0	0	1679 (383)	3070 (701)
0.50- 0.75	3	83	303	196	95	30	4	0	0	0	0	0	0	0	0	0	0	0	714 (163)	3784 (864)
0.75- 1.00	0	4	66	161	38	11	3	0	0	0	0	0	0	0	0	0	0	0	283 (65)	4067 (928)
1.00- 1.25	0	1	15	51	40	20	2	0	0	0	0	0	0	0	0	0	0	0	129 (29)	4196 (958)
1.25- 1.50	0	0	7	35	11	14	1	0	0	0	0	0	0	0	0	0	0	0	68 (16)	4264 (973)
1.50- 1.75	0	0	3	14	22	6	1	0	0	0	0	0	0	0	0	0	0	0	46 (10)	4310 (984)
1.75- 2.00	0	0	0	8	10	5	0	2	1	0	0	0	0	0	0	0	0	0	26 (6)	4336 (990)
2.00- 2.50	0	0	0	4	11	9	1	1	3	0	0	0	0	0	0	0	0	0	29 (7)	4365 (996)
2.50- 3.00	0	0	0	0	0	6	2	4	1	0	0	0	0	0	0	0	0	0	13 (3)	4378 (999)
3.00- 3.50	0	0	0	0	0	0	1	2	0	1	0	0	0	0	0	0	0	0	4 (1)	4382 (1000)
3.50- 4.00	0	0	0	0	0	0	0	0	0	0	0	0	0	0	0	0	0	0	0 (0)	4382 (1000)
4.00- 4.50	0	0	0	0	0	0	0	0	0	0	0	0	0	0	0	0	0	0	0 (0)	4382 (1000)
4.50- 5.00	0	0	0	0	0	0	0	0	0	0	0	0	0	0	0	0	0	0	0 (0)	4382 (1000)
5.00- 5.50	0	0	0	0	0	0	0	0	0	0	0	0	0	0	0	0	0	0	0 (0)	4382 (1000)
5.50- 6.00	0	0	0	0	0	0	0	0	0	0	0	0	0	0	0	0	0	0	0 (0)	4382 (1000)
6.00- 6.50	0	0	0	0	0	0	0	0	0	0	0	0	0	0	0	0	0	0	0 (0)	4382 (1000)
6.50- 7.00	0	0	0	0	0	0	0	0	0	0	0	0	0	0	0	0	0	0	0 (0)	4382 (1000)
7.00- 8.00	0	0	0	0	0	0	0	0	0	0	0	0	0	0	0	0	0	0	0 (0)	4382 (1000)
8.00- 9.00	0	0	0	0	0	0	0	0	0	0	0	0	0	0	0	0	0	0	0 (0)	4382 (1000)
9.00-10.00	0	0	0	0	0	0	0	0	0	0	0	0	0	0	0	0	0	0	0 (0)	4382 (1000)
10.00-11.00	0	0	0	0	0	0	0	0	0	0	0	0	0	0	0	0	0	0	0 (0)	4382 (1000)
11.00-12.00	0	0	0	0	0	0	0	0	0	0	0	0	0	0	0	0	0	0	0 (0)	4382 (1000)
12.00-	0	0	0	0	0	0	0	0	0	0	0	0	0	0	0	0	0	0	0 (0)	4382 (1000)
TOTAL	430	1521	1282	709	302	108	15	9	5	1	0	0	0	0	0	0	0	0	4382	4382
(0.1%)	(98)	(347)	(293)	(162)	(69)	(25)	(3)	(2)	(1)	(0)	(0)	(0)	(0)	(0)	(0)	(0)	(0)	(0)	(1000)	(1000)
MICHO	430	1951	3233	3942	4244	4352	4367	4376	4381	4382	4382	4382	4382	4382	4382	4382	4382	4382	4382	4382
(0.1%)	(98)	(445)	(738)	(900)	(969)	(993)	(997)	(999)	(1000)	(1000)	(1000)	(1000)	(1000)	(1000)	(1000)	(1000)	(1000)	(1000)	(1000)	(1000)

付表－2.6 d　福井港　波高・周期別度数分布表（秋季）

FUKUI　　KISYU　USW　KI　HYO　80- 84　9- 11　DOSUU BUNPU HYO　H3　T3

H \ T	SEION	3- 4	4- 5	5- 6	6- 7	7- 8	8- 9	9-10	10-11	11-12	12-13	13-14	14-15	15-16	16-17	17-18	18-19	19-	TOTAL	MICHO
SEION	37	210	140	29	0	0	0	0	0	0	0	0	0	0	0	0	0	0	416 (87)	416 (87)
0.25- 0.50	47	358	376	217	33	1	0	0	0	0	0	0	0	0	0	0	0	0	1032 (215)	1448 (302)
0.50- 0.75	6	122	234	314	149	22	2	0	0	0	0	0	0	0	0	0	0	0	849 (177)	2297 (479)
0.75- 1.00	0	14	125	233	188	31	3	1	0	0	0	0	0	0	0	0	0	0	595 (124)	2892 (603)
1.00- 1.25	0	3	54	164	211	74	9	0	0	0	0	0	0	0	0	0	0	0	515 (107)	3407 (710)
1.25- 1.50	0	0	18	114	183	109	16	3	0	0	0	0	0	0	0	0	0	0	443 (92)	3850 (802)
1.50- 1.75	0	0	0	38	92	113	18	0	0	0	0	0	0	0	0	0	0	0	261 (54)	4111 (857)
1.75- 2.00	0	0	0	20	85	78	37	1	0	0	0	0	0	0	0	0	0	0	221 (46)	4332 (903)
2.00- 2.50	0	0	0	6	66	82	41	9	0	0	0	0	0	0	0	0	0	0	204 (43)	4536 (945)
2.50- 3.00	0	0	0	0	15	34	35	7	0	0	0	0	0	0	0	0	0	0	91 (19)	4627 (964)
3.00- 3.50	0	0	0	0	2	29	35	11	1	0	0	0	0	0	0	0	0	0	78 (16)	4705 (981)
3.50- 4.00	0	0	0	0	0	5	11	11	0	0	0	0	0	0	0	0	0	0	27 (6)	4732 (986)
4.00- 4.50	0	0	0	0	0	0	4	8	1	0	0	0	0	0	0	0	0	0	13 (3)	4745 (989)
4.50- 5.00	0	0	0	0	0	0	6	7	3	0	0	0	0	0	0	0	0	0	16 (3)	4761 (992)
5.00- 5.50	0	0	0	0	0	0	1	2	6	0	0	0	0	0	0	0	0	0	9 (2)	4770 (994)
5.50- 6.00	0	0	0	0	0	0	0	4	6	1	0	0	0	0	0	0	0	0	11 (2)	4781 (996)
6.00- 6.50	0	0	0	0	0	0	0	2	2	4	0	0	0	0	0	0	0	0	8 (2)	4789 (998)
6.50- 7.00	0	0	0	0	0	0	0	0	4	2	0	0	0	0	0	0	0	0	6 (1)	4795 (999)
7.00- 8.00	0	0	0	0	0	0	0	0	1	1	1	0	0	0	0	0	0	0	3 (1)	4798 (1000)
8.00- 9.00	0	0	0	0	0	0	0	0	0	0	0	0	0	0	0	0	0	0	0 (0)	4798 (1000)
9.00-10.00	0	0	0	0	0	0	0	0	0	0	0	0	0	0	0	0	0	0	0 (0)	4798 (1000)
10.00-11.00	0	0	0	0	0	0	0	0	0	0	0	0	0	0	0	0	0	0	0 (0)	4798 (1000)
11.00-12.00	0	0	0	0	0	0	0	0	0	0	0	0	0	0	0	0	0	0	0 (0)	4798 (1000)
12.00-	0	0	0	0	0	0	0	0	0	0	0	0	0	0	0	0	0	0	0 (0)	4798 (1000)
TOTAL	90	707	947	1135	1024	578	218	66	24	8	1	0	0	0	0	0	0	0	4798	4798
(0.1%)	(19)	(147)	(197)	(237)	(213)	(120)	(45)	(14)	(5)	(2)	(0)	(0)	(0)	(0)	(0)	(0)	(0)	(0)	(1000)	(1000)
MICHO	90	797	1744	2879	3903	4481	4699	4765	4789	4797	4798	4798	4798	4798	4798	4798	4798	4798	4798	4798
(0.1%)	(19)	(166)	(363)	(600)	(813)	(934)	(979)	(993)	(998)	(1000)	(1000)	(1000)	(1000)	(1000)	(1000)	(1000)	(1000)	(1000)	(1000)	(1000)

付表－2.6 e　福井港　波高・周期別度数分布表（通年）

FUKUI　　KISYU　USW　　NEN　HYO　　80- 9 - 84- 12　　BOSUU BUNPU HYO　H3　T3

H \ T	SEION	3- 4	4- 5	5- 6	6- 7	7- 8	8- 9	9-10	10-11	11-12	12-13	13-14	14-15	15-16	16-17	17-18	18-19	19-	TOTAL	NICHO
SEION	414	1251	551	93	10	2	0	0	0	0	0	0	0	0	0	0	0	0	2321	2321
																			(144)	(144)
0.25- 0.50	296	1360	1465	594	185	15	1	0	0	0	0	0	0	0	0	0	0	0	3916	6237
																			(243)	(386)
0.50- 0.75	14	369	874	855	384	87	9	0	0	0	0	0	0	0	0	0	0	0	2592	8829
																			(161)	(547)
0.75- 1.00	0	41	347	675	420	98	12	1	0	0	0	0	0	0	0	0	0	0	1594	10423
																			(99)	(646)
1.00- 1.25	0	8	128	429	471	198	16	0	0	0	0	0	0	0	0	0	0	0	1250	11673
																			(77)	(723)
1.25- 1.50	0	0	52	272	389	275	37	3	0	0	0	0	0	0	0	0	0	0	1028	12701
																			(64)	(787)
1.50- 1.75	0	0	14	140	280	274	48	4	0	0	0	0	0	0	0	0	0	0	762	13463
																			(47)	(834)
1.75- 2.00	0	0	1	90	240	191	81	7	1	0	0	0	0	0	0	0	0	0	611	14074
																			(38)	(872)
2.00- 2.50	0	0	0	44	289	282	131	16	5	1	0	0	0	0	0	0	0	0	768	14842
																			(48)	(920)
2.50- 3.00	0	0	0	2	105	259	122	16	2	0	0	0	0	0	0	0	0	0	506	15348
																			(31)	(951)
3.00- 3.50	0	0	0	0	14	157	128	23	1	1	0	0	0	0	0	0	0	0	324	15672
																			(20)	(971)
3.50- 4.00	0	0	0	0	1	54	108	36	1	0	0	0	0	0	0	0	0	0	200	15872
																			(12)	(983)
4.00- 4.50	0	0	0	0	0	10	69	30	4	0	0	0	0	0	0	0	0	0	113	15985
																			(7)	(990)
4.50- 5.00	0	0	0	0	0	0	21	32	7	0	0	0	0	0	0	0	0	0	60	16045
																			(4)	(994)
5.00- 5.50	0	0	0	0	0	0	5	31	13	1	0	0	0	0	0	0	0	0	50	16095
																			(3)	(997)
5.50- 6.00	0	0	0	0	0	0	0	11	8	1	0	0	0	0	0	0	0	0	20	16115
																			(1)	(999)
6.00- 6.50	0	0	0	0	0	0	0	2	2	4	0	0	0	0	0	0	0	0	8	16123
																			(0)	(999)
6.50- 7.00	0	0	0	0	0	0	0	1	6	3	1	0	0	0	0	0	0	0	11	16134
																			(1)	(1000)
7.00- 8.00	0	0	0	0	0	0	0	0	1	1	2	1	0	0	0	0	0	0	5	16139
																			(0)	(1000)
8.00- 9.00	0	0	0	0	0	0	0	0	0	0	0	0	0	0	0	0	0	0	0	16139
																			(0)	(1000)
9.00-10.00	0	0	0	0	0	0	0	0	0	0	0	0	0	0	0	0	0	0	0	16139
																			(0)	(1000)
10.00-11.00	0	0	0	0	0	0	0	0	0	0	0	0	0	0	0	0	0	0	0	16139
																			(0)	(1000)
11.00-12.00	0	0	0	0	0	0	0	0	0	0	0	0	0	0	0	0	0	0	0	16139
																			(0)	(1000)
12.00-	0	0	0	0	0	0	0	0	0	0	0	0	0	0	0	0	0	0	0	16139
																			(0)	(1000)
TOTAL	724	3029	3432	3194	2788	1904	788	213	51	12	3	1	0	0	0	0	0	0	16139	16139
(0.1%)	(45)	(188)	(213)	(198)	(173)	(118)	(49)	(13)	(3)	(1)	(0)	(0)	(0)	(0)	(0)	(0)	(0)	(0)	(1000)	(1000)
NICHO	724	3753	7185	10379	13167	15071	15859	16072	16123	16135	16138	16139	16139	16139	16139	16139	16139	16139	16139	16139
(0.1%)	(45)	(233)	(445)	(643)	(816)	(934)	(983)	(996)	(999)	(1000)	(1000)	(1000)	(1000)	(1000)	(1000)	(1000)	(1000)	(1000)	(1000)	(1000)

付表－2.6 f　福井港　波高・周期別出現率表（通年）

FUKUI　　KISYU　USW　　NEN　HYO　　80- 9 - 84- 12　　RITU BUNPU HYO　H3　T3

H \ T	SEION	3- 4	4- 5	5- 6	6- 7	7- 8	8- 9	9-10	10-11	11-12	12-13	13-14	14-15	15-16	16-17	17-18	18-19	19-	TOTAL	NICHO
SEION	2.6	7.8	3.4	0.6	0.1	0.0	0.	0.	0.	0.	0.	0.	0.	0.	0.	0.	0.	0.	14.4	14.4
																			(2321)	(2321)
0.25- 0.50	1.8	8.4	9.1	3.7	1.1	0.1	0.0	0.	0.	0.	0.	0.	0.	0.	0.	0.	0.	0.	24.3	38.6
																			(3916)	(6237)
0.50- 0.75	0.1	2.3	5.4	5.3	2.4	0.5	0.1	0.	0.	0.	0.	0.	0.	0.	0.	0.	0.	0.	16.1	54.7
																			(2592)	(8829)
0.75- 1.00	0.	0.3	2.2	4.2	2.6	0.6	0.1	0.0	0.	0.	0.	0.	0.	0.	0.	0.	0.	0.	9.9	64.6
																			(1594)	(10423)
1.00- 1.25	0.	0.0	0.8	2.7	2.9	1.2	0.1	0.	0.	0.	0.	0.	0.	0.	0.	0.	0.	0.	7.7	72.3
																			(1250)	(11673)
1.25- 1.50	0.	0.	0.3	1.7	2.4	1.7	0.2	0.0	0.	0.	0.	0.	0.	0.	0.	0.	0.	0.	6.4	78.7
																			(1028)	(12701)
1.50- 1.75	0.	0.	0.1	0.9	1.7	1.7	0.3	0.0	0.	0.	0.	0.	0.	0.	0.	0.	0.	0.	4.7	83.4
																			(762)	(13463)
1.75- 2.00	0.	0.	0.0	0.6	1.5	1.2	0.5	0.0	0.0	0.	0.	0.	0.	0.	0.	0.	0.	0.	3.8	87.2
																			(611)	(14074)
2.00- 2.50	0.	0.	0.	0.3	1.8	1.7	0.8	0.1	0.0	0.0	0.	0.	0.	0.	0.	0.	0.	0.	4.8	92.0
																			(768)	(14842)
2.50- 3.00	0.	0.	0.	0.0	0.7	1.6	0.8	0.1	0.0	0.	0.	0.	0.	0.	0.	0.	0.	0.	3.1	95.1
																			(506)	(15348)
3.00- 3.50	0.	0.	0.	0.	0.1	1.0	0.8	0.1	0.0	0.0	0.	0.	0.	0.	0.	0.	0.	0.	2.0	97.1
																			(324)	(15672)
3.50- 4.00	0.	0.	0.	0.	0.0	0.3	0.7	0.2	0.0	0.	0.	0.	0.	0.	0.	0.	0.	0.	1.2	98.3
																			(200)	(15872)
4.00- 4.50	0.	0.	0.	0.	0.	0.1	0.4	0.2	0.0	0.	0.	0.	0.	0.	0.	0.	0.	0.	0.7	99.0
																			(113)	(15985)
4.50- 5.00	0.	0.	0.	0.	0.	0.	0.1	0.2	0.0	0.	0.	0.	0.	0.	0.	0.	0.	0.	0.4	99.4
																			(60)	(16045)
5.00- 5.50	0.	0.	0.	0.	0.	0.	0.0	0.2	0.1	0.0	0.	0.	0.	0.	0.	0.	0.	0.	0.3	99.7
																			(50)	(16095)
5.50- 6.00	0.	0.	0.	0.	0.	0.	0.	0.1	0.0	0.0	0.	0.	0.	0.	0.	0.	0.	0.	0.1	99.9
																			(20)	(16115)
6.00- 6.50	0.	0.	0.	0.	0.	0.	0.	0.0	0.0	0.0	0.	0.	0.	0.	0.	0.	0.	0.	0.0	99.9
																			(8)	(16123)
6.50- 7.00	0.	0.	0.	0.	0.	0.	0.	0.0	0.0	0.0	0.0	0.	0.	0.	0.	0.	0.	0.	0.1	100.0
																			(11)	(16134)
7.00- 8.00	0.	0.	0.	0.	0.	0.	0.	0.	0.0	0.0	0.0	0.0	0.	0.	0.	0.	0.	0.	0.0	100.0
																			(5)	(16139)
8.00- 9.00	0.	0.	0.	0.	0.	0.	0.	0.	0.	0.	0.	0.	0.	0.	0.	0.	0.	0.	0.	100.0
																			(0)	(16139)
9.00-10.00	0.	0.	0.	0.	0.	0.	0.	0.	0.	0.	0.	0.	0.	0.	0.	0.	0.	0.	0.	100.0
																			(0)	(16139)
10.00-11.00	0.	0.	0.	0.	0.	0.	0.	0.	0.	0.	0.	0.	0.	0.	0.	0.	0.	0.	0.	100.0
																			(0)	(16139)
11.00-12.00	0.	0.	0.	0.	0.	0.	0.	0.	0.	0.	0.	0.	0.	0.	0.	0.	0.	0.	0.	100.0
																			(0)	(16139)
12.00-	0.	0.	0.	0.	0.	0.	0.	0.	0.	0.	0.	0.	0.	0.	0.	0.	0.	0.	0.	100.0
																			(0)	(16139)
TOTAL	4.5	18.8	21.3	19.8	17.3	11.8	4.9	1.3	0.3	0.1	0.0	0.0	0.	0.	0.	0.	0.	0.	100.0	100.0
	724	3029	3432	3194	2788	1904	788	213	51	12	3	1	0	0	0	0	0	0	16139	16139
NICHO	4.5	23.3	44.5	64.3	81.6	93.4	98.3	99.6	99.9	100.0	100.0	100.0	100.0	100.0	100.0	100.0	100.0	100.0	100.0	100.0
	724	3753	7185	10379	13167	15071	15859	16072	16123	16135	16138	16139	16139	16139	16139	16139	16139	16139	16139	16139

付表－2.7 a　深浦港　波高・周期別度数分布表（冬季）

FUKAURA　KISYU USW KI HYO　79- 84　12- 2　DOSUU BUNPU HYO　H3 T3

H \ T	SEION	3- 4	4- 5	5- 6	6- 7	7- 8	8- 9	9-10	10-11	11-12	12-13	13-14	14-15	15-16	16-17	17-18	18-19	19-	TOTAL (0.1%)	MICHO (0.1%)
SEION	0	0	1	1	0	0	0	0	0	0	0	0	0	0	0	0	0	0	2 (1)	2 (1)
0.25- 0.50	0	9	70	37	2	0	0	0	0	0	0	0	0	0	0	0	0	0	118 (30)	120 (30)
0.50- 0.75	0	12	89	136	31	0	0	0	0	0	0	0	0	0	0	0	0	0	268 (67)	388 (97)
0.75- 1.00	0	2	56	190	59	4	0	2	0	0	0	0	0	0	0	0	0	0	313 (79)	701 (176)
1.00- 1.25	0	0	46	158	119	22	3	0	0	0	0	0	0	0	0	0	0	0	348 (87)	1049 (263)
1.25- 1.50	0	0	21	162	143	46	17	0	0	0	0	0	0	0	0	0	0	0	389 (98)	1438 (361)
1.50- 1.75	0	0	3	128	182	45	19	3	1	0	0	0	0	0	0	0	0	0	381 (96)	1819 (457)
1.75- 2.00	0	0	1	74	233	73	21	4	0	0	0	0	0	0	0	0	0	0	406 (102)	2225 (559)
2.00- 2.50	0	0	0	32	396	239	21	3	0	0	0	0	0	0	0	0	0	0	691 (173)	2916 (732)
2.50- 3.00	0	0	0	1	145	312	50	2	0	0	0	0	0	0	0	0	0	0	510 (128)	3426 (860)
3.00- 3.50	0	0	0	0	11	147	67	11	0	0	0	0	0	0	0	0	0	0	236 (59)	3662 (919)
3.50- 4.00	0	0	0	0	2	42	76	29	2	0	0	0	0	0	0	0	0	0	151 (38)	3813 (957)
4.00- 4.50	0	0	0	0	0	8	47	26	3	0	0	0	0	0	0	0	0	0	84 (21)	3897 (978)
4.50- 5.00	0	0	0	0	0	0	18	23	3	0	0	0	0	0	0	0	0	0	44 (11)	3941 (989)
5.00- 5.50	0	0	0	0	0	0	2	13	0	0	0	0	0	0	0	0	0	0	15 (4)	3956 (993)
5.50- 6.00	0	0	0	0	0	0	0	9	6	0	0	0	0	0	0	0	0	0	15 (4)	3971 (997)
6.00- 6.50	0	0	0	0	0	0	0	4	5	0	0	0	0	0	0	0	0	0	9 (2)	3980 (999)
6.50- 7.00	0	0	0	0	0	0	0	0	1	0	0	0	0	0	0	0	0	0	1 (0)	3981 (999)
7.00- 8.00	0	0	0	0	0	0	0	0	2	0	0	0	0	0	0	0	0	0	2 (1)	3983 (1000)
8.00- 9.00	0	0	0	0	0	0	0	0	0	0	0	0	0	0	0	0	0	0	0 (0)	3983 (1000)
9.00-10.00	0	0	0	0	0	0	0	0	0	0	0	0	0	0	0	0	0	0	0 (0)	3983 (1000)
10.00-11.00	0	0	0	0	0	0	0	0	0	0	0	0	0	0	0	0	0	0	0 (0)	3983 (1000)
11.00-12.00	0	0	0	0	0	0	0	0	0	0	0	0	0	0	0	0	0	0	0 (0)	3983 (1000)
12.00-	0	0	0	0	0	0	0	0	0	0	0	0	0	0	0	0	0	0	0 (0)	3983 (1000)
TOTAL	0	23	287	919	1323	938	341	129	23	0	0	0	0	0	0	0	0	0	3983	3983
(0.1%)	0	6	72	231	332	236	86	32	6	0	0	0	0	0	0	0	0	0	1000	1000
MICHO	0	23	310	1229	2552	3490	3831	3960	3983	3983	3983	3983	3983	3983	3983	3983	3983	3983	3983	3983
(0.1%)	0	6	78	309	641	876	962	994	1000	1000	1000	1000	1000	1000	1000	1000	1000	1000	1000	1000

付表－2.7 b　深浦港　波高・周期別度数分布表（春季）

FUKAURA　KISYU USW KI HYO　80- 84　3- 5　DOSUU BUNPU HYO　H3 T3

H \ T	SEION	3- 4	4- 5	5- 6	6- 7	7- 8	8- 9	9-10	10-11	11-12	12-13	13-14	14-15	15-16	16-17	17-18	18-19	19-	TOTAL (0.1%)	MICHO (0.1%)
SEION	0	114	52	3	0	0	0	0	0	0	0	0	0	0	0	0	0	0	169 (38)	169 (38)
0.25- 0.50	2	472	521	88	5	0	0	0	0	0	0	0	0	0	0	0	0	0	1094 (248)	1263 (286)
0.50- 0.75	0	145	536	302	42	0	0	0	0	0	0	0	0	0	0	0	0	0	1025 (232)	2288 (519)
0.75- 1.00	0	11	235	305	73	2	0	0	0	0	0	0	0	0	0	0	0	0	626 (142)	2914 (661)
1.00- 1.25	0	0	88	226	89	12	2	0	0	0	0	0	0	0	0	0	0	0	417 (95)	3331 (755)
1.25- 1.50	0	0	15	149	84	18	0	0	0	0	0	0	0	0	0	0	0	0	266 (60)	3597 (816)
1.50- 1.75	0	0	3	91	103	7	1	0	0	0	0	0	0	0	0	0	0	0	205 (46)	3802 (862)
1.75- 2.00	0	0	0	55	92	19	2	1	0	0	0	0	0	0	0	0	0	0	169 (38)	3971 (900)
2.00- 2.50	0	0	0	13	122	63	11	2	0	0	0	0	0	0	0	0	0	0	211 (48)	4182 (948)
2.50- 3.00	0	0	0	0	25	53	13	0	0	0	0	0	0	0	0	0	0	0	91 (21)	4273 (969)
3.00- 3.50	0	0	0	0	4	43	17	4	0	0	0	0	0	0	0	0	0	0	68 (15)	4341 (984)
3.50- 4.00	0	0	0	0	0	15	20	6	0	0	0	0	0	0	0	0	0	0	41 (9)	4382 (994)
4.00- 4.50	0	0	0	0	0	2	9	4	1	0	0	0	0	0	0	0	0	0	16 (4)	4398 (997)
4.50- 5.00	0	0	0	0	0	1	4	5	0	0	0	0	0	0	0	0	0	0	10 (2)	4408 (1000)
5.00- 5.50	0	0	0	0	0	0	2	0	0	0	0	0	0	0	0	0	0	0	2 (0)	4410 (1000)
5.50- 6.00	0	0	0	0	0	0	0	0	0	0	0	0	0	0	0	0	0	0	0 (0)	4410 (1000)
6.00- 6.50	0	0	0	0	0	0	0	0	0	0	0	0	0	0	0	0	0	0	0 (0)	4410 (1000)
6.50- 7.00	0	0	0	0	0	0	0	0	0	0	0	0	0	0	0	0	0	0	0 (0)	4410 (1000)
7.00- 8.00	0	0	0	0	0	0	0	0	0	0	0	0	0	0	0	0	0	0	0 (0)	4410 (1000)
8.00- 9.00	0	0	0	0	0	0	0	0	0	0	0	0	0	0	0	0	0	0	0 (0)	4410 (1000)
9.00-10.00	0	0	0	0	0	0	0	0	0	0	0	0	0	0	0	0	0	0	0 (0)	4410 (1000)
10.00-11.00	0	0	0	0	0	0	0	0	0	0	0	0	0	0	0	0	0	0	0 (0)	4410 (1000)
11.00-12.00	0	0	0	0	0	0	0	0	0	0	0	0	0	0	0	0	0	0	0 (0)	4410 (1000)
12.00-	0	0	0	0	0	0	0	0	0	0	0	0	0	0	0	0	0	0	0 (0)	4410 (1000)
TOTAL	8	742	1450	1232	639	235	81	22	1	0	0	0	0	0	0	0	0	0	4410	4410
(0.1%)	2	168	329	279	145	53	18	5	0	0	0	0	0	0	0	0	0	0	1000	1000
MICHO	8	750	2200	3432	4071	4306	4387	4409	4410	4410	4410	4410	4410	4410	4410	4410	4410	4410	4410	4410
(0.1%)	2	170	499	778	923	976	995	1000	1000	1000	1000	1000	1000	1000	1000	1000	1000	1000	1000	1000

付表－2.7 c　深浦港　波高・周期別度数分布表（夏季）

FUKAURA　KISYU USU KI HYO　80- 84 , 6- 8　DOSUU BUNPU HYO　H3 T3

H \ T	SEION	3- 4	4- 5	5- 6	6- 7	7- 8	8- 9	9-10	10-11	11-12	12-13	13-14	14-15	15-16	16-17	17-18	18-19	19-	TOTAL	HICKO
SEION	4	464	207	30	8	1	0	0	0	0	0	0	0	0	0	0	0	0	714 (144)	714 (144)
0.25- 0.50	12	1095	1095	163	49	3	2	0	0	0	0	0	0	0	0	0	0	0	2419 (489)	3133 (633)
0.50- 0.75	1	125	558	326	77	4	1	0	0	0	0	0	0	0	0	0	0	0	1092 (221)	4225 (854)
0.75- 1.00	0	6	145	165	64	7	3	1	0	0	0	0	0	0	0	0	0	0	391 (79)	4616 (933)
1.00- 1.25	0	1	21	63	58	13	1	0	0	0	0	0	0	0	0	0	0	0	157 (32)	4773 (964)
1.25- 1.50	0	0	4	20	29	11	4	0	0	0	0	0	0	0	0	0	0	0	68 (14)	4841 (978)
1.50- 1.75	0	0	1	5	24	1	5	3	0	0	0	0	0	0	0	0	0	0	39 (8)	4880 (986)
1.75- 2.00	0	0	0	2	8	7	0	2	0	0	0	0	0	0	0	0	0	0	19 (4)	4899 (990)
2.00- 2.50	0	0	0	2	14	4	4	3	1	0	0	0	0	0	0	0	0	0	28 (6)	4927 (995)
2.50- 3.00	0	0	0	0	3	4	2	1	0	0	0	0	0	0	0	0	0	0	10 (2)	4937 (997)
3.00- 3.50	0	0	0	0	0	3	2	0	0	0	0	0	0	0	0	0	0	0	5 (1)	4942 (998)
3.50- 4.00	0	0	0	0	0	0	2	0	0	0	0	0	0	0	0	0	0	0	2 (0)	4944 (999)
4.00- 4.50	0	0	0	0	0	1	1	3	0	0	0	0	0	0	0	0	0	0	5 (1)	4949 (1000)
4.50- 5.00	0	0	0	0	0	0	0	0	0	0	0	0	0	0	0	0	0	0	0 (0)	4949 (1000)
5.00- 5.50	0	0	0	0	0	0	0	0	0	0	0	0	0	0	0	0	0	0	0 (0)	4949 (1000)
5.50- 6.00	0	0	0	0	0	0	1	0	0	0	0	0	0	0	0	0	0	0	1 (0)	4950 (1000)
6.00- 6.50	0	0	0	0	0	0	0	0	0	0	0	0	0	0	0	0	0	0	0 (0)	4950 (1000)
6.50- 7.00	0	0	0	0	0	0	0	0	0	0	0	0	0	0	0	0	0	0	0 (0)	4950 (1000)
7.00- 8.00	0	0	0	0	0	0	0	0	0	0	0	0	0	0	0	0	0	0	0 (0)	4950 (1000)
8.00- 9.00	0	0	0	0	0	0	0	0	0	0	0	0	0	0	0	0	0	0	0 (0)	4950 (1000)
9.00-10.00	0	0	0	0	0	0	0	0	0	0	0	0	0	0	0	0	0	0	0 (0)	4950 (1000)
10.00-11.00	0	0	0	0	0	0	0	0	0	0	0	0	0	0	0	0	0	0	0 (0)	4950 (1000)
11.00-12.00	0	0	0	0	0	0	0	0	0	0	0	0	0	0	0	0	0	0	0 (0)	4950 (1000)
12.00-	0	0	0	0	0	0	0	0	0	0	0	0	0	0	0	0	0	0	0 (0)	4950 (1000)
TOTAL	17	1691	2031	776	334	59	28	13	1	0	0	0	0	0	0	0	0	0	4950	4950
(0.1%)	(3)	(342)	(410)	(157)	(67)	(12)	(6)	(3)	(0)	(0)	(0)	(0)	(0)	(0)	(0)	(0)	(0)	(0)	(1000)	(1000)
HICKO	17	1708	3739	4515	4849	4908	4936	4949	4950	4950	4950	4950	4950	4950	4950	4950	4950	4950	4950	4950
(0.1%)	(3)	(345)	(755)	(912)	(980)	(992)	(997)	(1000)	(1000)	(1000)	(1000)	(1000)	(1000)	(1000)	(1000)	(1000)	(1000)	(1000)	(1000)	(1000)

付表－2.7 d　深浦港　波高・周期別度数分布表（秋季）

FUKAURA　KISYU USU KI HYO　80- 84　9- 11　DOSUU BUNPU HYO　H3 T3

H \ T	SEION	3- 4	4- 5	5- 6	6- 7	7- 8	8- 9	9-10	10-11	11-12	12-13	13-14	14-15	15-16	16-17	17-18	18-19	19-	TOTAL	HICKO
SEION	0	141	121	23	12	1	0	0	0	0	0	0	0	0	0	0	0	0	298 (67)	298 (67)
0.25- 0.50	0	317	546	182	20	2	0	0	0	0	0	0	0	0	0	0	0	0	1067 (238)	1365 (305)
0.50- 0.75	0	52	362	254	41	8	4	0	0	0	0	0	0	0	0	0	0	0	721 (161)	2086 (466)
0.75- 1.00	0	11	159	274	87	10	1	0	0	0	0	0	0	0	0	0	0	0	542 (121)	2628 (587)
1.00- 1.25	0	0	77	190	112	15	0	0	0	0	0	0	0	0	0	0	0	0	394 (88)	3022 (675)
1.25- 1.50	0	0	20	115	145	16	0	0	0	0	0	0	0	0	0	0	0	0	296 (66)	3318 (741)
1.50- 1.75	0	0	1	73	115	29	0	0	0	0	0	0	0	0	0	0	0	0	218 (49)	3536 (789)
1.75- 2.00	0	0	0	38	106	50	2	0	0	0	0	0	0	0	0	0	0	0	196 (44)	3732 (833)
2.00- 2.50	0	0	0	15	117	127	16	1	0	0	0	0	0	0	0	0	0	0	276 (62)	4008 (895)
2.50- 3.00	0	0	0	0	37	107	36	3	1	1	0	0	0	0	0	0	0	0	185 (41)	4193 (936)
3.00- 3.50	0	0	0	0	8	58	42	24	1	0	0	0	0	0	0	0	0	0	133 (30)	4326 (966)
3.50- 4.00	0	0	0	0	1	21	33	21	1	0	0	0	0	0	0	0	0	0	77 (17)	4403 (983)
4.00- 4.50	0	0	0	0	0	0	19	8	0	0	0	0	0	0	0	0	0	0	27 (6)	4430 (989)
4.50- 5.00	0	0	0	0	0	0	5	15	0	0	0	0	0	0	0	0	0	0	20 (4)	4450 (994)
5.00- 5.50	0	0	0	0	0	0	2	9	3	0	0	0	0	0	0	0	0	0	14 (3)	4464 (997)
5.50- 6.00	0	0	0	0	0	0	1	6	0	0	0	0	0	0	0	0	0	0	7 (2)	4471 (998)
6.00- 6.50	0	0	0	0	0	0	0	2	1	1	0	0	0	0	0	0	0	0	4 (1)	4475 (999)
6.50- 7.00	0	0	0	0	0	0	0	1	3	0	0	0	0	0	0	0	0	0	4 (1)	4479 (1000)
7.00- 8.00	0	0	0	0	0	0	0	0	0	0	0	0	0	0	0	0	0	0	0 (0)	4479 (1000)
8.00- 9.00	0	0	0	0	0	0	0	0	0	0	0	0	0	0	0	0	0	0	0 (0)	4479 (1000)
9.00-10.00	0	0	0	0	0	0	0	0	0	0	0	0	0	0	0	0	0	0	0 (0)	4479 (1000)
10.00-11.00	0	0	0	0	0	0	0	0	0	0	0	0	0	0	0	0	0	0	0 (0)	4479 (1000)
11.00-12.00	0	0	0	0	0	0	0	0	0	0	0	0	0	0	0	0	0	0	0 (0)	4479 (1000)
12.00-	0	0	0	0	0	0	0	0	0	0	0	0	0	0	0	0	0	0	0 (0)	4479 (1000)
TOTAL	0	521	1286	1164	801	444	161	90	10	2	0	0	0	0	0	0	0	0	4479	4479
(0.1%)	(0)	(116)	(287)	(260)	(179)	(99)	(36)	(20)	(2)	(0)	(0)	(0)	(0)	(0)	(0)	(0)	(0)	(0)	(1000)	(1000)
HICKO	0	521	1807	2971	3772	4216	4377	4467	4477	4479	4479	4479	4479	4479	4479	4479	4479	4479	4479	4479
(0.1%)	(0)	(116)	(403)	(663)	(842)	(941)	(977)	(997)	(1000)	(1000)	(1000)	(1000)	(1000)	(1000)	(1000)	(1000)	(1000)	(1000)	(1000)	(1000)

付表－2.7 e　深浦港　波高・周期別度数分布表（通年）

FUKAURA　　NEN HYO　　79- 12 -'84- 12　　90SUU BUNPU HYO

H \ T	SEION	3- 4	4- 5	5- 6	6- 7	KISYU 7- 8	USW 8- 9	9-10	10-11	11-12	12-13	13-14	14-15	15-16	16-17	17-18	18-19	19-	TOTAL	N3	T3 MICHO
SEION	41	719	381	57	20	2	0	0	0	0	0	0	0	0	0	0	0	0	1183	1183	(65)(65)
0.25- 0.50	20	1899	2226	473	76	5	2	0	0	0	0	0	0	0	0	0	0	0	4721	5904	(259)(325)
0.50- 0.75	1	338	1549	1024	193	12	5	0	0	0	0	0	0	0	0	0	0	0	3122	9026	(172)(496)
0.75- 1.00	0	30	614	958	287	26	4	3	0	0	0	0	0	0	0	0	0	0	1922	10948	(106)(602)
1.00- 1.25	0	1	241	654	387	62	6	0	0	0	0	0	0	0	0	0	0	0	1351	12299	(74)(676)
1.25- 1.50	0	0	61	457	410	92	21	0	0	0	0	0	0	0	0	0	0	0	1041	13340	(57)(733)
1.50- 1.75	0	0	10	303	437	84	25	6	1	0	0	0	0	0	0	0	0	0	866	14206	(48)(781)
1.75- 2.00	0	0	1	174	454	157	25	7	0	0	0	0	0	0	0	0	0	0	818	15024	(45)(826)
2.00- 2.50	0	0	0	70	673	453	52	9	1	0	0	0	0	0	0	0	0	0	1258	16282	(69)(895)
2.50- 3.00	0	0	0	1	227	506	103	6	1	1	0	0	0	0	0	0	0	0	845	17127	(46)(941)
3.00- 3.50	0	0	0	0	27	265	134	39	1	0	0	0	0	0	0	0	0	0	466	17593	(26)(967)
3.50- 4.00	0	0	0	0	3	87	149	56	3	0	0	0	0	0	0	0	0	0	298	17891	(16)(983)
4.00- 4.50	0	0	0	0	0	14	90	42	4	0	0	0	0	0	0	0	0	0	150	18041	(8)(992)
4.50- 5.00	0	0	0	0	0	1	29	45	3	0	0	0	0	0	0	0	0	0	78	18119	(4)(996)
5.00- 5.50	0	0	0	0	0	0	7	22	3	0	0	0	0	0	0	0	0	0	32	18151	(2)(998)
5.50- 6.00	0	0	0	0	0	0	2	15	6	0	0	0	0	0	0	0	0	0	23	18174	(1)(999)
6.00- 6.50	0	0	0	0	0	0	0	6	6	1	0	0	0	0	0	0	0	0	13	18187	(1)(1000)
6.50- 7.00	0	0	0	0	0	0	0	1	4	0	0	0	0	0	0	0	0	0	5	18192	(0)(1000)
7.00- 8.00	0	0	0	0	0	0	0	0	2	0	0	0	0	0	0	0	0	0	2	18194	(0)(1000)
8.00- 9.00	0	0	0	0	0	0	0	0	0	0	0	0	0	0	0	0	0	0	0	18194	(0)(1000)
9.00-10.00	0	0	0	0	0	0	0	0	0	0	0	0	0	0	0	0	0	0	0	18194	(0)(1000)
10.00-11.00	0	0	0	0	0	0	0	0	0	0	0	0	0	0	0	0	0	0	0	18194	(0)(1000)
11.00-12.00	0	0	0	0	0	0	0	0	0	0	0	0	0	0	0	0	0	0	0	18194	(0)(1000)
12.00-	0	0	0	0	0	0	0	0	0	0	0	0	0	0	0	0	0	0	0	18194	(0)(1000)
TOTAL	25	2987	5103	4171	3194	1766	654	257	35	2	0	0	0	0	0	0	0	0	18194	18194	
(0.1%)	(1)	(164)	(280)	(229)	(176)	(97)	(36)	(14)	(2)	(0)	(0)	(0)	(0)	(0)	(0)	(0)	(0)	(0)	(1000)	(1000)	
MICHO	25	3012	8115	12286	15480	17246	17900	18157	18192	18194	18194	18194	18194	18194	18194	18194	18194	18194	18194	18194	
(0.1%)	(1)	(166)	(446)	(675)	(851)	(948)	(984)	(998)	(1000)	(1000)	(1000)	(1000)	(1000)	(1000)	(1000)	(1000)	(1000)	(1000)	(1000)	(1000)	

付表－2.7 f　深浦港　波高・周期別出現率表（通年）

FUKAURA　　NEN HYO　　79- 12 - 84- 12　　RITU BUNPU HYO

H \ T	SEION	3- 4	4- 5	5- 6	6- 7	KISYU 7- 8	USW 8- 9	9-10	10-11	11-12	12-13	13-14	14-15	15-16	16-17	17-18	18-19	19-	TOTAL	N3	T3 MICHO
SEION	0.0	4.0	2.1	0.3	0.1	0.0	0.	0.	0.	0.	0.	0.	0.	0.	0.	0.	0.	0.	6.5	6.5	(1183)(1183)
0.25- 0.50	0.1	10.4	12.3	2.6	0.4	0.0	0.0	0.	0.	0.	0.	0.	0.	0.	0.	0.	0.	0.	25.9	32.5	(4721)(5904)
0.50- 0.75	0.0	1.9	8.5	5.6	1.1	0.1	0.0	0.	0.	0.	0.	0.	0.	0.	0.	0.	0.	0.	17.2	49.6	(3122)(9026)
0.75- 1.00	0.	0.2	3.4	5.3	1.6	0.1	0.0	0.0	0.	0.	0.	0.	0.	0.	0.	0.	0.	0.	10.6	60.2	(1922)(10948)
1.00- 1.25	0.	0.0	1.3	3.6	2.1	0.3	0.0	0.	0.	0.	0.	0.	0.	0.	0.	0.	0.	0.	7.4	67.6	(1351)(12299)
1.25- 1.50	0.	0.	0.3	2.5	2.3	0.5	0.1	0.	0.	0.	0.	0.	0.	0.	0.	0.	0.	0.	5.7	73.3	(1041)(13340)
1.50- 1.75	0.	0.	0.1	1.7	2.4	0.5	0.1	0.0	0.0	0.	0.	0.	0.	0.	0.	0.	0.	0.	4.8	78.1	(866)(14206)
1.75- 2.00	0.	0.	0.0	1.0	2.5	0.9	0.1	0.0	0.	0.	0.	0.	0.	0.	0.	0.	0.	0.	4.5	82.6	(818)(15024)
2.00- 2.50	0.	0.	0.	0.4	3.7	2.5	0.3	0.0	0.0	0.	0.	0.	0.	0.	0.	0.	0.	0.	6.9	89.5	(1258)(16282)
2.50- 3.00	0.	0.	0.	0.0	1.2	2.8	0.6	0.0	0.0	0.0	0.	0.	0.	0.	0.	0.	0.	0.	4.6	94.1	(845)(17127)
3.00- 3.50	0.	0.	0.	0.	0.1	1.5	0.7	0.2	0.0	0.	0.	0.	0.	0.	0.	0.	0.	0.	2.6	96.7	(466)(17593)
3.50- 4.00	0.	0.	0.	0.	0.0	0.5	0.8	0.3	0.0	0.	0.	0.	0.	0.	0.	0.	0.	0.	1.6	98.3	(298)(17891)
4.00- 4.50	0.	0.	0.	0.	0.	0.1	0.5	0.2	0.0	0.	0.	0.	0.	0.	0.	0.	0.	0.	0.8	99.2	(150)(18041)
4.50- 5.00	0.	0.	0.	0.	0.	0.0	0.2	0.2	0.0	0.	0.	0.	0.	0.	0.	0.	0.	0.	0.4	99.6	(78)(18119)
5.00- 5.50	0.	0.	0.	0.	0.	0.	0.0	0.1	0.0	0.	0.	0.	0.	0.	0.	0.	0.	0.	0.2	99.8	(32)(18151)
5.50- 6.00	0.	0.	0.	0.	0.	0.	0.0	0.1	0.0	0.	0.	0.	0.	0.	0.	0.	0.	0.	0.1	99.9	(23)(18174)
6.00- 6.50	0.	0.	0.	0.	0.	0.	0.	0.0	0.0	0.0	0.	0.	0.	0.	0.	0.	0.	0.	0.1	100.0	(13)(18187)
6.50- 7.00	0.	0.	0.	0.	0.	0.	0.	0.0	0.0	0.	0.	0.	0.	0.	0.	0.	0.	0.	0.0	100.0	(5)(18192)
7.00- 8.00	0.	0.	0.	0.	0.	0.	0.	0.	0.0	0.	0.	0.	0.	0.	0.	0.	0.	0.	0.0	100.0	(2)(18194)
8.00- 9.00	0.	0.	0.	0.	0.	0.	0.	0.	0.	0.	0.	0.	0.	0.	0.	0.	0.	0.	0.	100.0	(0)(18194)
9.00-10.00	0.	0.	0.	0.	0.	0.	0.	0.	0.	0.	0.	0.	0.	0.	0.	0.	0.	0.	0.	100.0	(0)(18194)
10.00-11.00	0.	0.	0.	0.	0.	0.	0.	0.	0.	0.	0.	0.	0.	0.	0.	0.	0.	0.	0.	100.0	(0)(18194)
11.00-12.00	0.	0.	0.	0.	0.	0.	0.	0.	0.	0.	0.	0.	0.	0.	0.	0.	0.	0.	0.	100.0	(0)(18194)
12.00-	0.	0.	0.	0.	0.	0.	0.	0.	0.	0.	0.	0.	0.	0.	0.	0.	0.	0.	0.	100.0	(0)(18194)
TOTAL	0.1	16.4	28.0	22.9	17.6	9.7	3.6	1.4	0.2	0.0	0.	0.	0.	0.	0.	0.	0.	0.	100.0	100.0	
	25	2987	5103	4171	3194	1766	654	257	35	2	0	0	0	0	0	0	0	0	18194	18194	
MICHO	0.1	16.6	44.6	67.5	85.1	94.8	98.4	99.8	100.0	100.0	100.0	100.0	100.0	100.0	100.0	100.0	100.0	100.0	100.0	100.0	
	25	3012	8115	12286	15480	17246	17900	18157	18192	18194	18194	18194	18194	18194	18194	18194	18194	18194	18194	18194	

付表－2.8 a　むつ小川原港　波高・周期別度数分布表（冬季）

MUTSUOGAWARA　KISYU　USW　KI　HYO　74- 84　12- 2　SOSUU BUNPU HYO

H \ T SEION	3- 4	4- 5	5- 6	6- 7	7- 8	8- 9	9-10	10-11	11-12	12-13	13-14	14-15	15-16	16-17	17-18	18-19	19-	N3	T3 TOTAL	MICHO
SEION	362	0	4	16	17	3	2	1	0	0	0	0	0	0	0	0	0	0	405	405
0.25- 0.50	0	68	457	789	520	317	219	111	42	11	0	0	0	0	0	0	0	0	2534	2939
0.50- 0.75	0	100	485	786	423	345	320	339	223	81	27	6	0	0	0	0	0	0	3135	6074
0.75- 1.00	0	14	147	314	183	150	175	208	203	115	48	12	1	0	0	0	0	0	1572	7646
1.00- 1.25	0	1	27	101	105	101	105	107	162	111	65	19	1	0	0	0	0	0	905	8551
1.25- 1.50	0	0	4	58	74	82	67	72	77	80	50	12	0	0	0	0	0	0	576	9127
1.50- 1.75	0	0	0	24	73	43	30	36	72	44	28	9	0	0	0	0	0	0	359	9486
1.75- 2.00	0	0	0	16	35	39	31	50	51	28	10	5	1	0	0	0	0	0	266	9752
2.00- 2.50	0	0	0	10	39	66	56	60	42	33	10	15	0	0	0	0	0	0	331	10083
2.50- 3.00	0	0	0	0	17	41	36	41	30	17	17	7	0	0	0	0	0	0	206	10289
3.00- 3.50	0	0	0	0	8	25	21	8	24	10	5	0	0	0	0	0	0	0	101	10390
3.50- 4.00	0	0	0	0	0	12	12	17	8	9	3	0	0	0	0	0	0	0	61	10451
4.00- 4.50	0	0	0	0	0	3	8	9	10	10	5	0	0	0	0	0	0	0	45	10496
4.50- 5.00	0	0	0	0	0	0	10	12	7	9	6	1	0	0	0	0	0	0	45	10541
5.00- 5.50	0	0	0	0	0	0	6	7	6	4	6	0	0	0	0	0	0	0	29	10570
5.50- 6.00	0	0	0	0	0	0	0	6	3	2	1	0	0	0	0	0	0	0	12	10582
6.00- 6.50	0	0	0	0	0	0	0	0	1	0	0	0	0	0	0	0	0	0	1	10583
6.50- 7.00	0	0	0	0	0	0	0	0	0	0	0	0	0	0	0	0	0	0	0	10583
7.00- 8.00	0	0	0	0	0	0	0	0	0	0	0	0	0	0	0	0	0	0	0	10583
8.00- 9.00	0	0	0	0	0	0	0	0	0	0	0	0	0	0	0	0	0	0	0	10583
9.00-10.00	0	0	0	0	0	0	0	0	0	0	0	0	0	0	0	0	0	0	0	10583
10.00-11.00	0	0	0	0	0	0	0	0	0	0	0	0	0	0	0	0	0	0	0	10583
11.00-12.00	0	0	0	0	0	0	0	0	0	0	0	0	0	0	0	0	0	0	0	10583
12.00-	0	0	0	0	0	0	0	0	0	0	0	0	0	0	0	0	0	0	0	10583
TOTAL	362	185	1124	2114	1494	1227	1098	1084	961	564	281	86	3	0	0	0	0	0	10583	10583
(0.1%)	(34)	(17)	(106)	(200)	(141)	(116)	(104)	(102)	(91)	(53)	(27)	(8)	(0)	(0)	(0)	(0)	(0)	(0)	(1000)	(1000)
MICHO	362	547	1671	3785	5279	6506	7604	8688	9649	10213	10494	10580	10583	10583	10583	10583	10583	10583	10583	10583
(0.1%)	(34)	(52)	(158)	(358)	(499)	(615)	(719)	(821)	(912)	(965)	(992)	(1000)	(1000)	(1000)	(1000)	(1000)	(1000)	(1000)	(1000)	(1000)

付表－2.8 b　むつ小川原港　波高・周期別度数分布表（春季）

MUTSUOGAWARA　KISYU　USW　KI　HYO　74- 84　3- 5　SOSUU BUNPU HYO

H \ T SEION	3- 4	4- 5	5- 6	6- 7	7- 8	8- 9	9-10	10-11	11-12	12-13	13-14	14-15	15-16	16-17	17-18	18-19	19-	N3	T3 TOTAL	MICHO
SEION	240	0	0	2	2	4	3	4	7	3	0	0	0	0	0	0	0	0	265	265
0.25- 0.50	0	10	124	251	334	290	236	139	39	1	2	0	0	0	0	0	0	0	1426	1691
0.50- 0.75	0	15	154	379	526	649	538	225	111	19	5	0	0	0	0	0	0	0	2621	4312
0.75- 1.00	1	5	90	265	413	551	479	286	121	43	11	1	0	0	0	0	0	0	2266	6578
1.00- 1.25	0	0	47	175	299	284	325	207	96	44	11	0	0	0	0	0	0	0	1488	8064
1.25- 1.50	0	1	21	130	173	123	181	186	63	26	11	3	0	0	0	0	0	0	918	8984
1.50- 1.75	0	0	5	74	87	77	114	106	54	16	10	2	0	0	0	0	0	0	545	9529
1.75- 2.00	0	0	0	28	69	58	80	80	56	18	7	12	0	0	0	0	0	0	408	9937
2.00- 2.50	0	0	0	24	83	87	98	115	86	41	18	8	0	0	0	0	0	0	560	10497
2.50- 3.00	0	0	0	1	47	54	54	61	61	34	15	8	1	0	0	0	0	0	336	10833
3.00- 3.50	0	0	0	0	12	46	47	26	24	14	1	7	4	0	0	0	0	0	183	11016
3.50- 4.00	0	0	0	0	0	33	39	17	5	7	3	4	4	0	0	0	0	0	112	11128
4.00- 4.50	0	0	0	0	0	8	14	9	10	2	1	1	0	0	0	0	0	0	45	11173
4.50- 5.00	0	0	0	0	0	1	7	9	2	5	2	0	0	0	0	0	0	0	26	11199
5.00- 5.50	0	0	0	0	0	0	2	1	1	0	1	0	0	0	0	0	0	0	5	11204
5.50- 6.00	0	0	0	0	0	0	0	0	3	0	0	0	0	0	0	0	0	0	3	11207
6.00- 6.50	0	0	0	0	0	0	0	2	0	0	0	0	0	0	0	0	0	0	2	11209
6.50- 7.00	0	0	0	0	0	0	0	0	0	0	0	0	0	0	0	0	0	0	0	11209
7.00- 8.00	0	0	0	0	0	0	0	0	0	0	0	0	0	0	0	0	0	0	0	11209
8.00- 9.00	0	0	0	0	0	0	0	0	0	0	0	0	0	0	0	0	0	0	0	11209
9.00-10.00	0	0	0	0	0	0	0	0	0	0	0	0	0	0	0	0	0	0	0	11209
10.00-11.00	0	0	0	0	0	0	0	0	0	0	0	0	0	0	0	0	0	0	0	11209
11.00-12.00	0	0	0	0	0	0	0	0	0	0	0	0	0	0	0	0	0	0	0	11209
12.00-	0	0	0	0	0	0	0	0	0	0	0	0	0	0	0	0	0	0	0	11209
TOTAL	241	31	441	1329	2045	2265	2217	1473	741	273	98	46	9	0	0	0	0	0	11209	11209
(0.1%)	(22)	(3)	(39)	(119)	(182)	(202)	(198)	(131)	(66)	(24)	(9)	(4)	(1)	(0)	(0)	(0)	(0)	(0)	(1000)	(1000)
MICHO	241	272	713	2042	4087	6352	8569	10042	10783	11056	11154	11200	11209	11209	11209	11209	11209	11209	11209	11209
(0.1%)	(22)	(24)	(64)	(182)	(365)	(567)	(764)	(896)	(962)	(986)	(995)	(999)	(1000)	(1000)	(1000)	(1000)	(1000)	(1000)	(1000)	(1000)

付表－2.8 c　むつ小川原港　波高・周期別度数分布表（夏季）

MUTSUOGAWARA　KISYU　USW　KI　HYO　74- 84　6- 8　DOSUU BUNPU HYO　H3　T3

H \ T	SEIOH	3- 4	4- 5	5- 6	6- 7	7- 8	8- 9	9-10	10-11	11-12	12-13	13-14	14-15	15-16	16-17	17-18	18-19	19-	TOTAL	MICHO
SEIOH	23	0	0	0	0	0	0	0	0	0	0	0	0	0	0	0	0	0	23 (2)	23 (2)
0.25- 0.50	0	2	16	64	160	181	116	37	1	0	0	0	0	0	0	0	0	0	577 (48)	600 (50)
0.50- 0.75	0	1	46	306	896	1259	637	122	10	0	0	0	0	0	0	0	0	0	3277 (275)	3877 (326)
0.75- 1.00	0	0	45	453	824	1078	605	147	17	1	0	0	0	0	0	0	0	0	3170 (266)	7047 (592)
1.00- 1.25	0	0	28	301	430	475	376	169	25	3	0	0	0	0	0	0	0	0	1807 (152)	8854 (743)
1.25- 1.50	0	0	7	188	287	300	227	90	27	4	0	0	0	0	0	0	0	0	1130 (95)	9984 (838)
1.50- 1.75	0	0	0	60	222	187	118	66	20	6	1	0	0	0	0	0	0	0	680 (57)	10664 (895)
1.75- 2.00	0	0	0	18	148	119	69	61	16	4	4	0	0	0	0	0	0	0	439 (37)	11103 (932)
2.00- 2.50	0	0	0	5	166	137	97	48	30	6	7	3	1	0	0	0	0	0	500 (42)	11603 (974)
2.50- 3.00	0	0	0	0	35	89	44	18	10	4	1	2	0	0	0	0	0	0	203 (17)	11806 (991)
3.00- 3.50	0	0	0	0	1	34	28	4	3	3	1	0	0	0	0	0	0	0	74 (6)	11880 (998)
3.50- 4.00	0	0	0	0	0	6	7	2	0	0	1	0	0	0	0	0	0	0	16 (1)	11896 (999)
4.00- 4.50	0	0	0	0	0	0	5	1	0	0	2	0	0	0	0	0	0	0	8 (1)	11904 (1000)
4.50- 5.00	0	0	0	0	0	0	0	2	0	2	0	0	0	0	0	0	0	0	4 (0)	11908 (1000)
5.00- 5.50	0	0	0	0	0	0	0	0	0	0	0	0	0	0	0	0	0	0	0 (0)	11908 (1000)
5.50- 6.00	0	0	0	0	0	0	1	0	0	0	0	0	0	0	0	0	0	0	1 (0)	11909 (1000)
6.00- 6.50	0	0	0	0	0	0	0	0	0	0	0	0	0	0	0	0	0	0	0 (0)	11909 (1000)
6.50- 7.00	0	0	0	0	0	0	0	0	0	0	0	0	0	0	0	0	0	0	0 (0)	11909 (1000)
7.00- 8.00	0	0	0	0	0	0	0	0	0	0	0	0	0	0	0	0	0	0	0 (0)	11909 (1000)
8.00- 9.00	0	0	0	0	0	0	0	0	0	0	0	0	0	0	0	0	0	0	0 (0)	11909 (1000)
9.00-10.00	0	0	0	0	0	0	0	0	0	0	0	0	0	0	0	0	0	0	0 (0)	11909 (1000)
10.00-11.00	0	0	0	0	0	0	0	0	0	0	0	0	0	0	0	0	0	0	0 (0)	11909 (1000)
11.00-12.00	0	0	0	0	0	0	0	0	0	0	0	0	0	0	0	0	0	0	0 (0)	11909 (1000)
12.00-	0	0	0	0	0	0	0	0	0	0	0	0	0	0	0	0	0	0	0 (0)	11909 (1000)
TOTAL	23	3	142	1395	3169	3865	2330	767	159	33	17	5	1	0	0	0	0	0	11909	11909
(0.1%)	(2)	(0)	(12)	(117)	(266)	(325)	(196)	(64)	(13)	(3)	(1)	(0)	(0)	(0)	(0)	(0)	(0)	(0)	(1000)	(1000)
MICHO	23	26	168	1563	4732	8597	10927	11694	11853	11886	11903	11908	11909	11909	11909	11909	11909	11909	11909	11909
(0.1%)	(2)	(2)	(14)	(131)	(397)	(722)	(918)	(982)	(995)	(998)	(999)	(1000)	(1000)	(1000)	(1000)	(1000)	(1000)	(1000)	(1000)	(1000)

付表－2.8 d　むつ小川原港　波高・周期別度数分布表（秋季）

MUTSUOGAWARA　KISYU　USW　KI　HYO　74- 84　9- 11　DOSUU BUNPU HYO　H3　T3

H \ T	SEIOH	3- 4	4- 5	5- 6	6- 7	7- 8	8- 9	9-10	10-11	11-12	12-13	13-14	14-15	15-16	16-17	17-18	18-19	19-	TOTAL	MICHO
SEIOH	103	0	0	3	2	3	2	0	0	0	0	0	0	0	0	0	0	0	113 (10)	113 (10)
0.25- 0.50	3	49	280	431	412	382	253	112	28	6	0	0	0	0	0	0	0	0	1956 (172)	2069 (182)
0.50- 0.75	0	51	298	570	590	580	504	261	116	10	2	1	2	0	0	0	0	0	2985 (262)	5054 (444)
0.75- 1.00	0	11	84	222	311	398	396	274	154	36	5	5	0	0	0	0	0	0	1896 (167)	6950 (611)
1.00- 1.25	0	0	29	165	266	277	232	226	147	66	12	5	2	0	0	0	0	0	1427 (125)	8377 (737)
1.25- 1.50	0	0	10	114	159	161	167	180	117	72	16	3	0	0	0	0	0	0	999 (88)	9376 (824)
1.50- 1.75	0	0	0	71	130	125	96	92	83	64	17	5	0	0	0	0	0	0	685 (60)	10061 (885)
1.75- 2.00	0	0	0	23	101	113	67	43	56	46	15	5	0	0	0	0	0	0	469 (41)	10530 (926)
2.00- 2.50	0	0	0	9	87	109	83	42	52	34	18	5	0	0	0	0	0	0	439 (39)	10969 (964)
2.50- 3.00	0	0	0	1	32	68	35	31	28	14	10	2	1	0	0	0	0	0	222 (20)	11191 (984)
3.00- 3.50	0	0	0	0	6	28	25	17	12	11	9	0	0	0	0	0	0	0	108 (9)	11299 (993)
3.50- 4.00	0	0	0	0	1	13	17	1	6	7	6	0	0	0	0	0	0	0	51 (4)	11350 (998)
4.00- 4.50	0	0	0	0	0	3	5	0	3	1	0	0	0	0	0	0	0	0	12 (1)	11362 (999)
4.50- 5.00	0	0	0	0	0	1	2	4	1	0	0	1	0	0	0	0	0	0	9 (1)	11371 (1000)
5.00- 5.50	0	0	0	0	0	0	0	2	1	0	0	0	0	0	0	0	0	0	3 (0)	11374 (1000)
5.50- 6.00	0	0	0	0	0	0	0	0	0	0	0	0	0	0	0	0	0	0	0 (0)	11374 (1000)
6.00- 6.50	0	0	0	0	0	0	0	0	0	0	0	0	0	0	0	0	0	0	0 (0)	11374 (1000)
6.50- 7.00	0	0	0	0	0	0	0	0	0	0	0	0	0	0	0	0	0	0	0 (0)	11374 (1000)
7.00- 8.00	0	0	0	0	0	0	0	0	0	0	0	0	0	0	0	0	0	0	0 (0)	11374 (1000)
8.00- 9.00	0	0	0	0	0	0	0	0	0	0	0	0	0	0	0	0	0	0	0 (0)	11374 (1000)
9.00-10.00	0	0	0	0	0	0	0	0	0	0	0	0	0	0	0	0	0	0	0 (0)	11374 (1000)
10.00-11.00	0	0	0	0	0	0	0	0	0	0	0	0	0	0	0	0	0	0	0 (0)	11374 (1000)
11.00-12.00	0	0	0	0	0	0	0	0	0	0	0	0	0	0	0	0	0	0	0 (0)	11374 (1000)
12.00-	0	0	0	0	0	0	0	0	0	0	0	0	0	0	0	0	0	0	0 (0)	11374 (1000)
TOTAL	106	111	701	1609	2097	2261	1886	1285	804	367	110	32	5	0	0	0	0	0	11374	11374
(0.1%)	(9)	(10)	(62)	(141)	(184)	(199)	(166)	(113)	(71)	(32)	(10)	(3)	(0)	(0)	(0)	(0)	(0)	(0)	(1000)	(1000)
MICHO	106	217	918	2527	4624	6885	8771	10056	10860	11227	11337	11369	11374	11374	11374	11374	11374	11374	11374	11374
(0.1%)	(9)	(19)	(81)	(222)	(407)	(605)	(771)	(884)	(955)	(987)	(997)	(1000)	(1000)	(1000)	(1000)	(1000)	(1000)	(1000)	(1000)	(1000)

付表－2.8 e　むつ小川原港　波高・周期別度数分布表（通年）

MUTSUDOGAWARA　　NEN HYO　　74- 4 - 84- 12　　DOSUU BUNPU HYO

H \ T	SEION	3- 4	4- 5	5- 6	6- 7	KISYU 7- 8	USW 8- 9	9-10	10-11	11-12	12-13	13-14	14-15	15-16	16-17	17-18	18-19	19-	N3 T3 TOTAL	MICHO
SEION	728	0	4	21	21	10	7	5	7	3	0	0	0	0	0	0	0	0	806	806
0.25- 0.50	3	129	881	1573	1449	1194	837	409	113	18	2	0	0	0	0	0	0	0	(18)	(18)
0.50- 0.75	0	167	991	2066	2455	2842	2015	954	466	111	34	7	2	0	0	0	0	0	6608	7414
0.75- 1.00	1	33	369	1268	1736	2186	1660	918	499	196	65	18	1	0	0	0	0	0	(145)	(163)
1.00- 1.25	0	1	134	750	1102	1138	1040	712	435	225	88	24	3	0	0	0	0	0	12110	19524
1.25- 1.50	0	1	43	495	698	670	643	532	291	196	77	18	0	0	0	0	0	0	(266)	(430)
1.50- 1.75	0	0	5	232	514	438	365	301	237	132	57	16	0	0	0	0	0	0	8948	28472
1.75- 2.00	0	0	0	86	354	332	250	237	180	98	37	22	1	0	0	0	0	0	(197)	(626)
2.00- 2.50	0	0	0	49	376	399	334	265	211	114	55	31	1	0	0	0	0	0	5652	34124
2.50- 3.00	0	0	0	2	131	252	169	151	129	69	47	19	2	0	0	0	0	0	(124)	(751)
3.00- 3.50	0	0	0	0	27	133	121	55	65	39	18	7	4	0	0	0	0	0	3664	37788
3.50- 4.00	0	0	0	0	1	64	75	37	19	23	13	4	4	0	0	0	0	0	(81)	(831)
4.00- 4.50	0	0	0	0	0	14	32	19	23	13	8	1	0	0	0	0	0	0	2297	40085
4.50- 5.00	0	0	0	0	0	2	19	27	10	16	8	2	0	0	0	0	0	0	(51)	(882)
5.00- 5.50	0	0	0	0	0	0	8	10	8	4	7	0	0	0	0	0	0	0	1597	41682
5.50- 6.00	0	0	0	0	0	0	1	6	6	2	1	0	0	0	0	0	0	0	(35)	(917)
6.00- 6.50	0	0	0	0	0	0	0	2	1	0	0	0	0	0	0	0	0	0	1835	43517
6.50- 7.00	0	0	0	0	0	0	0	0	0	0	0	0	0	0	0	0	0	0	(40)	(958)
7.00- 8.00	0	0	0	0	0	0	0	0	0	0	0	0	0	0	0	0	0	0	971	44488
8.00- 9.00	0	0	0	0	0	0	0	0	0	0	0	0	0	0	0	0	0	0	(21)	(979)
9.00-10.00	0	0	0	0	0	0	0	0	0	0	0	0	0	0	0	0	0	0	469	44957
10.00-11.00	0	0	0	0	0	0	0	0	0	0	0	0	0	0	0	0	0	0	(10)	(989)
11.00-12.00	0	0	0	0	0	0	0	0	0	0	0	0	0	0	0	0	0	0	240	45197
12.00-	0	0	0	0	0	0	0	0	0	0	0	0	0	0	0	0	0	0	(5)	(994)
																			110	45307
																			(2)	(997)
																			84	45391
																			(2)	(999)
																			37	45428
																			(1)	(1000)
																			16	45444
																			(0)	(1000)
																			3	45447
																			(0)	(1000)
																			0	45447
																			(0)	(1000)
																			0	45447
																			(0)	(1000)
																			0	45447
																			(0)	(1000)
																			0	45447
																			(0)	(1000)
																			0	45447
																			(0)	(1000)
TOTAL	732	331	2427	6542	8864	9672	7576	4640	2700	1259	517	169	18	0	0	0	0	0	45447	45447
(0.1%)	(16)	(7)	(53)	(144)	(195)	(213)	(167)	(102)	(59)	(28)	(11)	(4)	(0)	(0)	(0)	(0)	(0)	(0)	(1000)	(1000)
MICHO	732	1063	3490	10032	18896	28568	36144	40784	43484	44743	45260	45429	45447	45447	45447	45447	45447	45447	45447	45447
(0.1%)	(16)	(23)	(77)	(221)	(416)	(629)	(795)	(897)	(957)	(985)	(996)	(1000)	(1000)	(1000)	(1000)	(1000)	(1000)	(1000)	(1000)	(1000)

付表－2.8 f　むつ小川原港　波高・周期別出現率表（通年）

MUTSUDOGAWARA　　NEN HYO　　74- 4 - 84- 12　　RITU BUNPU HYO

H \ T	SEION	3- 4	4- 5	5- 6	6- 7	KISYU 7- 8	USW 8- 9	9-10	10-11	11-12	12-13	13-14	14-15	15-16	16-17	17-18	18-19	19-	N3 T3 TOTAL	MICHO
SEION	1.6	0.	0.0	0.0	0.0	0.0	0.0	0.0	0.0	0.0	0.	0.	0.	0.	0.	0.	0.	0.	1.8	1.8
0.25- 0.50	0.0	0.3	1.9	3.5	3.2	2.6	1.8	0.9	0.2	0.0	0.0	0.	0.	0.	0.	0.	0.	0.	(806)	(806)
0.50- 0.75	0.	0.4	2.2	4.5	5.4	6.3	4.4	2.1	1.0	0.2	0.1	0.0	0.0	0.	0.	0.	0.	0.	14.5	16.3
0.75- 1.00	0.0	0.1	0.8	2.8	3.8	4.8	3.7	2.0	1.1	0.4	0.1	0.0	0.0	0.	0.	0.	0.	0.	(6608)	(7414)
1.00- 1.25	0.	0.0	0.3	1.7	2.4	2.5	2.3	1.6	1.0	0.5	0.2	0.1	0.0	0.	0.	0.	0.	0.	26.6	43.0
1.25- 1.50	0.	0.0	0.1	1.1	1.5	1.5	1.4	1.2	0.6	0.4	0.2	0.0	0.	0.	0.	0.	0.	0.	(12110)	(19524)
1.50- 1.75	0.	0.	0.0	0.5	1.1	1.0	0.8	0.7	0.5	0.3	0.1	0.0	0.	0.	0.	0.	0.	0.	19.7	62.6
1.75- 2.00	0.	0.	0.	0.2	0.8	0.7	0.6	0.5	0.4	0.2	0.1	0.0	0.0	0.	0.	0.	0.	0.	(8948)	(28472)
2.00- 2.50	0.	0.	0.	0.1	0.8	0.9	0.7	0.6	0.5	0.3	0.1	0.1	0.0	0.	0.	0.	0.	0.	12.4	75.1
2.50- 3.00	0.	0.	0.	0.0	0.3	0.6	0.4	0.3	0.3	0.2	0.1	0.0	0.0	0.	0.	0.	0.	0.	(5652)	(34124)
3.00- 3.50	0.	0.	0.	0.	0.1	0.3	0.3	0.1	0.1	0.1	0.0	0.0	0.0	0.	0.	0.	0.	0.	8.1	83.1
3.50- 4.00	0.	0.	0.	0.	0.0	0.1	0.2	0.1	0.0	0.1	0.0	0.0	0.0	0.	0.	0.	0.	0.	(3664)	(37788)
4.00- 4.50	0.	0.	0.	0.	0.	0.0	0.1	0.0	0.1	0.0	0.0	0.0	0.	0.	0.	0.	0.	0.	5.1	88.2
4.50- 5.00	0.	0.	0.	0.	0.	0.0	0.0	0.1	0.0	0.0	0.0	0.0	0.	0.	0.	0.	0.	0.	(2297)	(40085)
5.00- 5.50	0.	0.	0.	0.	0.	0.	0.0	0.0	0.0	0.0	0.0	0.	0.	0.	0.	0.	0.	0.	3.5	91.7
5.50- 6.00	0.	0.	0.	0.	0.	0.	0.0	0.0	0.0	0.0	0.0	0.	0.	0.	0.	0.	0.	0.	(1597)	(41682)
6.00- 6.50	0.	0.	0.	0.	0.	0.	0.	0.0	0.0	0.	0.	0.	0.	0.	0.	0.	0.	0.	4.0	95.8
6.50- 7.00	0.	0.	0.	0.	0.	0.	0.	0.	0.	0.	0.	0.	0.	0.	0.	0.	0.	0.	(1835)	(43517)
7.00- 8.00	0.	0.	0.	0.	0.	0.	0.	0.	0.	0.	0.	0.	0.	0.	0.	0.	0.	0.	2.1	97.9
8.00- 9.00	0.	0.	0.	0.	0.	0.	0.	0.	0.	0.	0.	0.	0.	0.	0.	0.	0.	0.	(971)	(44488)
9.00-10.00	0.	0.	0.	0.	0.	0.	0.	0.	0.	0.	0.	0.	0.	0.	0.	0.	0.	0.	1.0	98.9
10.00-11.00	0.	0.	0.	0.	0.	0.	0.	0.	0.	0.	0.	0.	0.	0.	0.	0.	0.	0.	(469)	(44957)
11.00-12.00	0.	0.	0.	0.	0.	0.	0.	0.	0.	0.	0.	0.	0.	0.	0.	0.	0.	0.	0.5	99.4
12.00-	0.	0.	0.	0.	0.	0.	0.	0.	0.	0.	0.	0.	0.	0.	0.	0.	0.	0.	(240)	(45197)
																			0.2	99.7
																			(110)	(45307)
																			0.2	99.9
																			(84)	(45391)
																			0.1	100.0
																			(37)	(45428)
																			0.0	100.0
																			(16)	(45444)
																			0.0	100.0
																			(3)	(45447)
																			0.	100.0
																			(0)	(45447)
																			0.	100.0
																			(0)	(45447)
																			0.	100.0
																			(0)	(45447)
																			0.	100.0
																			(0)	(45447)
																			0.	100.0
																			(0)	(45447)
TOTAL	1.6	0.7	5.3	14.4	19.5	21.3	16.7	10.2	5.9	2.8	1.1	0.4	0.0	0.	0.	0.	0.	0.	100.0	100.0
	732	331	2427	6542	8864	9672	7576	4640	2700	1259	517	169	18	0	0	0	0	0	45447	45447
MICHO	1.6	2.3	7.7	22.1	41.6	62.9	79.5	89.7	95.7	98.5	99.6	100.0	100.0	100.0	100.0	100.0	100.0	100.0	100.0	100.0
	732	1063	3490	10032	18896	28568	36144	40784	43484	44743	45260	45429	45447	45447	45447	45447	45447	45447	45447	45447

付表－2.9(1)a　八戸港（SGW, USW）波高・周期別度数分布表（冬季）

HACHINOHE　　KISYU　SGW-USW　KI　HYO　　71- 84　12- 2　　DOSUU BUNPU HYO　H3　T3

H \ T	SEION	3- 4	4- 5	5- 6	6- 7	7- 8	8- 9	9-10	10-11	11-12	12-13	13-14	14-15	15-16	16-17	17-18	18-19	19-	TOTAL	HICHO
SEION	18	3	7	18	17	13	9	9	27	40	32	10	2	0	0	0	0	0	205 (18)	205 (18)
0.25- 0.50	13	85	296	474	318	249	190	170	220	217	114	39	3	0	0	0	0	0	2388 (208)	2593 (225)
0.50- 0.75	2	135	486	601	342	232	221	226	192	174	106	49	6	0	0	0	0	0	2772 (241)	5365 (466)
0.75- 1.00	0	35	425	508	244	135	140	148	178	122	65	56	10	0	0	0	0	0	2066 (180)	7431 (646)
1.00- 1.25	1	2	151	347	186	99	106	125	104	118	52	36	9	0	0	0	0	0	1336 (116)	8767 (762)
1.25- 1.50	0	0	25	174	113	80	80	82	89	87	68	33	7	0	0	0	0	0	838 (73)	9605 (835)
1.50- 1.75	0	0	5	59	77	57	52	54	56	87	61	26	2	0	0	0	0	0	536 (47)	10141 (882)
1.75- 2.00	0	0	1	16	67	58	46	51	44	45	33	15	1	0	0	0	0	0	377 (33)	10518 (914)
2.00- 2.50	0	0	0	9	44	86	77	54	42	58	40	19	7	0	0	0	0	0	436 (38)	10954 (952)
2.50- 3.00	0	0	0	1	29	30	33	29	31	34	20	23	7	0	0	0	0	0	237 (21)	11191 (973)
3.00- 3.50	0	0	0	0	2	14	20	19	16	24	13	11	4	0	0	0	0	0	123 (11)	11314 (984)
3.50- 4.00	0	0	0	0	0	9	12	8	9	10	11	1	0	0	0	0	0	0	60 (5)	11374 (989)
4.00- 4.50	0	0	0	0	0	1	8	8	14	10	7	2	2	0	0	0	0	0	52 (5)	11426 (993)
4.50- 5.00	0	0	0	0	0	1	3	8	8	11	11	3	0	0	0	0	0	0	45 (4)	11471 (997)
5.00- 5.50	0	0	0	0	0	0	0	5	4	5	5	3	0	0	0	0	0	0	22 (2)	11493 (999)
5.50- 6.00	0	0	0	0	0	0	0	0	2	2	2	2	0	0	0	0	0	0	8 (1)	11501 (1000)
6.00- 6.50	0	0	0	0	0	0	0	0	0	0	0	1	0	0	0	0	0	0	1 (0)	11502 (1000)
6.50- 7.00	0	0	0	0	0	0	0	0	0	0	0	0	0	0	0	0	0	0	0 (0)	11502 (1000)
7.00- 8.00	0	0	0	0	0	0	0	0	0	0	0	0	0	0	0	0	0	0	0 (0)	11502 (1000)
8.00- 9.00	0	0	0	0	0	0	0	0	0	0	0	0	0	0	0	0	0	0	0 (0)	11502 (1000)
9.00-10.00	0	0	0	0	0	0	0	0	0	0	0	0	0	0	0	0	0	0	0 (0)	11502 (1000)
10.00-11.00	0	0	0	0	0	0	0	0	0	0	0	0	0	0	0	0	0	0	0 (0)	11502 (1000)
11.00-12.00	0	0	0	0	0	0	0	0	0	0	0	0	0	0	0	0	0	0	0 (0)	11502 (1000)
12.00-	0	0	0	0	0	0	0	0	0	0	0	0	0	0	0	0	0	0	0 (0)	11502 (1000)
TOTAL	34	260	1396	2207	1439	1064	997	996	1036	1044	640	329	60	0	0	0	0	0	11502	11502
(0.1%)	(3)	(23)	(121)	(192)	(125)	(93)	(87)	(87)	(90)	(91)	(56)	(29)	(5)	(0)	(0)	(0)	(0)	(0)	(1000)	(1000)
HICHO	34	294	1690	3897	5336	6400	7397	8393	9429	10473	11113	11442	11502	11502	11502	11502	11502	11502	11502	11502
(0.1%)	(3)	(26)	(147)	(339)	(464)	(556)	(643)	(730)	(820)	(911)	(966)	(995)	(1000)	(1000)	(1000)	(1000)	(1000)	(1000)	(1000)	(1000)

付表－2.9(1)b　八戸港（SGW, USW）波高・周期別度数分布表（春季）

HACHINOHE　　KISYU　SGW-USW　KI　HYO　　71- 84　3- 5　　DOSUU BUNPU HYO　H3　T3

H \ T	SEION	3- 4	4- 5	5- 6	6- 7	7- 8	8- 9	9-10	10-11	11-12	12-13	13-14	14-15	15-16	16-17	17-18	18-19	19-	TOTAL	HICHO
SEION	48	6	11	16	6	11	10	12	48	50	46	18	4	0	0	0	0	0	286 (22)	286 (22)
0.25- 0.50	11	119	281	466	465	446	372	351	259	114	21	26	9	0	0	0	0	0	2940 (224)	3226 (245)
0.50- 0.75	2	167	501	573	554	600	527	387	209	91	28	15	2	0	0	0	0	0	3656 (278)	6882 (524)
0.75- 1.00	0	84	307	420	369	359	330	250	135	49	21	8	3	0	0	0	0	0	2335 (178)	9217 (701)
1.00- 1.25	0	8	143	283	222	203	171	148	86	43	20	3	1	0	0	0	0	0	1331 (101)	10548 (802)
1.25- 1.50	0	1	21	106	138	91	108	119	64	46	9	5	2	0	0	0	0	0	710 (54)	11258 (856)
1.50- 1.75	0	0	4	42	74	72	51	82	56	43	25	8	0	0	0	0	0	0	457 (35)	11715 (891)
1.75- 2.00	0	0	0	21	48	76	58	58	48	42	27	10	2	0	0	0	0	0	390 (30)	12105 (921)
2.00- 2.50	0	0	0	12	61	84	100	77	73	78	40	17	12	0	0	0	0	0	554 (42)	12659 (963)
2.50- 3.00	0	0	0	0	16	41	57	41	36	29	11	18	4	0	0	0	0	0	253 (19)	12912 (982)
3.00- 3.50	0	0	0	0	5	26	35	26	9	5	10	11	4	0	0	0	0	0	131 (10)	13043 (992)
3.50- 4.00	0	0	0	0	0	3	14	12	6	1	7	19	5	0	0	0	0	0	67 (5)	13110 (997)
4.00- 4.50	0	0	0	0	0	1	8	8	2	0	2	0	0	0	0	0	0	0	21 (2)	13131 (999)
4.50- 5.00	0	0	0	0	0	0	3	4	3	0	3	0	0	0	0	0	0	0	13 (1)	13144 (1000)
5.00- 5.50	0	0	0	0	0	0	2	0	0	0	0	0	0	0	0	0	0	0	2 (0)	13146 (1000)
5.50- 6.00	0	0	0	0	0	0	0	0	0	0	0	0	0	0	0	0	0	0	0 (0)	13146 (1000)
6.00- 6.50	0	0	0	0	0	0	0	0	0	0	0	0	0	0	0	0	0	0	0 (0)	13146 (1000)
6.50- 7.00	0	0	0	0	0	0	0	0	0	0	0	0	0	0	0	0	0	0	0 (0)	13146 (1000)
7.00- 8.00	0	0	0	0	0	0	0	0	0	0	0	0	0	0	0	0	0	0	0 (0)	13146 (1000)
8.00- 9.00	0	0	0	0	0	0	0	0	0	0	0	0	0	0	0	0	0	0	0 (0)	13146 (1000)
9.00-10.00	0	0	0	0	0	0	0	0	0	0	0	0	0	0	0	0	0	0	0 (0)	13146 (1000)
10.00-11.00	0	0	0	0	0	0	0	0	0	0	0	0	0	0	0	0	0	0	0 (0)	13144 (1000)
11.00-12.00	0	0	0	0	0	0	0	0	0	0	0	0	0	0	0	0	0	0	0 (0)	13146 (1000)
12.00-	0	0	0	0	0	0	0	0	0	0	0	0	0	0	0	0	0	0	0 (0)	13146 (1000)
TOTAL	61	385	1268	1939	1958	2013	1846	1575	1034	591	270	158	48	0	0	0	0	0	13146	13146
(0.1%)	(5)	(29)	(96)	(147)	(149)	(153)	(140)	(120)	(79)	(45)	(21)	(12)	(4)	(0)	(0)	(0)	(0)	(0)	(1000)	(1000)
HICHO	61	446	1714	3653	5611	7624	9470	11045	12079	12670	12940	13098	13146	13144	13146	13146	13146	13146	13146	13146
(0.1%)	(5)	(34)	(130)	(278)	(427)	(580)	(720)	(840)	(919)	(964)	(984)	(996)	(1000)	(1000)	(1000)	(1000)	(1000)	(1000)	(1000)	(1000)

付表－2.9(1)c　八戸港（SGW, USW）波高・周期別度数分布表（夏季）

HACHINOHE　KISYU　SGW-USW　KI　HYO　71- 84　6- 8　DOSUU BUNPU HYO

T / H	SEION	3- 4	4- 5	5- 6	6- 7	7- 8	8- 9	9-10	10-11	11-12	12-13	13-14	14-15	15-16	16-17	17-18	18-19	19-	N3	T3 TOTAL	MICHO
SEION	72	27	18	15	8	6	3	3	31	54	53	21	5	0	0	0	0	0		316	316
																				(22)	(22)
0.25- 0.50	19	112	257	554	711	651	412	286	258	192	122	61	23	0	0	0	0	0		3658	3974
																				(258)	(280)
0.50- 0.75	4	54	327	905	1225	980	643	298	120	49	52	27	8	0	0	0	0	0		4692	8666
																				(331)	(611)
0.75- 1.00	0	11	134	506	588	482	388	135	67	27	12	3	2	0	0	0	0	0		2353	11019
																				(166)	(777)
1.00- 1.25	0	1	48	251	363	322	183	114	32	6	6	2	0	0	0	0	0	0		1328	12347
																				(94)	(870)
1.25- 1.50	0	0	3	94	201	145	67	68	45	13	7	1	0	0	0	0	0	0		644	12991
																				(45)	(916)
1.50- 1.75	0	0	0	44	190	122	70	23	17	10	3	2	0	0	0	0	0	0		481	13472
																				(34)	(950)
1.75- 2.00	0	0	0	5	104	63	33	34	14	1	1	1	1	0	0	0	0	0		257	13729
																				(18)	(968)
2.00- 2.50	0	0	0	4	91	100	54	41	16	4	1	1	0	0	0	0	0	0		312	14041
																				(22)	(990)
2.50- 3.00	0	0	0	0	13	51	18	5	10	1	0	0	0	0	0	0	0	0		98	14139
																				(7)	(997)
3.00- 3.50	0	0	0	0	1	10	9	1	1	1	0	0	0	0	0	0	0	0		23	14162
																				(2)	(998)
3.50- 4.00	0	0	0	0	0	2	7	4	3	0	0	0	0	0	0	0	0	0		16	14178
																				(1)	(999)
4.00- 4.50	0	0	0	0	0	0	3	1	2	1	0	0	0	0	0	0	0	0		7	14185
																				(0)	(1000)
4.50- 5.00	0	0	0	0	0	0	0	0	1	0	0	0	0	0	0	0	0	0		1	14186
																				(0)	(1000)
5.00- 5.50	0	0	0	0	0	0	0	0	0	1	0	0	0	0	0	0	0	0		1	14187
																				(0)	(1000)
5.50- 6.00	0	0	0	0	0	0	0	0	0	0	0	0	0	0	0	0	0	0		0	14187
																				(0)	(1000)
6.00- 6.50	0	0	0	0	0	0	0	0	0	0	0	0	0	0	0	0	0	0		0	14187
																				(0)	(1000)
6.50- 7.00	0	0	0	0	0	0	0	0	0	0	0	0	0	0	0	0	0	0		0	14187
																				(0)	(1000)
7.00- 8.00	0	0	0	0	0	0	0	0	0	0	0	0	0	0	0	0	0	0		0	14187
																				(0)	(1000)
8.00- 9.00	0	0	0	0	0	0	0	0	0	0	0	0	0	0	0	0	0	0		0	14187
																				(0)	(1000)
9.00-10.00	0	0	0	0	0	0	0	0	0	0	0	0	0	0	0	0	0	0		0	14187
																				(0)	(1000)
10.00-11.00	0	0	0	0	0	0	0	0	0	0	0	0	0	0	0	0	0	0		0	14187
																				(0)	(1000)
11.00-12.00	0	0	0	0	0	0	0	0	0	0	0	0	0	0	0	0	0	0		0	14187
																				(0)	(1000)
12.00-	0	0	0	0	0	0	0	0	0	0	0	0	0	0	0	0	0	0		0	14187
																				(0)	(1000)
TOTAL	95	205	787	2376	3495	2934	1890	1013	617	360	257	119	39	0	0	0	0	0	14187		14187
(0.1%)	(7)	(14)	(55)	(167)	(246)	(207)	(133)	(71)	(43)	(25)	(18)	(8)	(3)	(0)	(0)	(0)	(0)	(0)	(1000)		(1000)
MICHO	95	300	1087	3463	6958	9892	11782	12795	13412	13772	14029	14148	14187	14187	14187	14187	14187	14187	14187		14187
(0.1%)	(7)	(21)	(77)	(244)	(490)	(697)	(830)	(902)	(945)	(971)	(989)	(997)	(1000)	(1000)	(1000)	(1000)	(1000)	(1000)	(1000)		(1000)

付表－2.9(1)d　八戸港（SGW, USW）波高・周期別度数分布表（秋季）

HACHINOHE　KISYU　SGW-USW　KI　HYO　71- 84　9- 11　DOSUU BUNPU HYO

T / H	SEION	3- 4	4- 5	5- 6	6- 7	7- 8	8- 9	9-10	10-11	11-12	12-13	13-14	14-15	15-16	16-17	17-18	18-19	19-	N3	T3 TOTAL	MICHO
SEION	8	3	4	4	9	2	2	6	13	20	15	6	1	0	0	0	0	0		93	93
																				(6)	(6)
0.25- 0.50	23	195	465	488	507	323	234	154	206	191	132	44	13	0	0	0	0	0		2975	3068
																				(208)	(214)
0.50- 0.75	4	226	655	726	655	598	426	319	265	136	68	21	8	0	0	0	0	0		4107	7175
																				(287)	(501)
0.75- 1.00	0	61	354	459	457	378	365	240	188	90	43	9	3	0	0	0	0	0		2647	9822
																				(185)	(686)
1.00- 1.25	0	6	154	348	297	249	205	234	144	85	33	13	4	0	0	0	0	0		1772	11594
																				(124)	(810)
1.25- 1.50	0	0	37	160	155	149	117	154	121	70	25	3	4	0	0	0	0	0		995	12589
																				(70)	(879)
1.50- 1.75	0	0	6	77	103	108	75	94	82	45	13	5	1	0	0	0	0	0		609	13198
																				(43)	(922)
1.75- 2.00	0	0	0	25	79	77	46	64	35	28	12	5	2	0	0	0	0	0		373	13571
																				(26)	(948)
2.00- 2.50	0	0	0	4	66	84	61	53	44	41	21	9	0	0	0	0	0	0		383	13954
																				(27)	(975)
2.50- 3.00	0	0	0	0	6	59	32	40	33	28	14	8	1	0	0	0	0	0		223	14177
																				(16)	(990)
3.00- 3.50	0	0	0	0	1	20	21	13	18	13	5	8	1	0	0	0	0	0		100	14277
																				(7)	(997)
3.50- 4.00	0	0	0	0	0	2	2	4	5	5	3	4	2	0	0	0	0	0		27	14304
																				(2)	(999)
4.00- 4.50	0	0	0	0	0	0	1	0	1	2	0	3	2	0	0	0	0	0		9	14313
																				(1)	(1000)
4.50- 5.00	0	0	0	0	0	0	0	1	0	0	0	0	0	0	0	0	0	0		1	14314
																				(0)	(1000)
5.00- 5.50	0	0	0	0	0	0	0	0	0	0	0	0	0	0	0	0	0	0		0	14314
																				(0)	(1000)
5.50- 6.00	0	0	0	0	0	0	0	0	0	0	0	0	0	0	0	0	0	0		0	14314
																				(0)	(1000)
6.00- 6.50	0	0	0	0	0	0	0	0	0	0	0	0	0	0	0	0	0	0		0	14314
																				(0)	(1000)
6.50- 7.00	0	0	0	0	0	0	0	0	0	0	0	0	0	0	0	0	0	0		0	14314
																				(0)	(1000)
7.00- 8.00	0	0	0	0	0	0	0	0	0	0	0	0	0	0	0	0	0	0		0	14314
																				(0)	(1000)
8.00- 9.00	0	0	0	0	0	0	0	0	0	0	0	0	0	0	0	0	0	0		0	14314
																				(0)	(1000)
9.00-10.00	0	0	0	0	0	0	0	0	0	0	0	0	0	0	0	0	0	0		0	14314
																				(0)	(1000)
10.00-11.00	0	0	0	0	0	0	0	0	0	0	0	0	0	0	0	0	0	0		0	14314
																				(0)	(1000)
11.00-12.00	0	0	0	0	0	0	0	0	0	0	0	0	0	0	0	0	0	0		0	14314
																				(0)	(1000)
12.00-	0	0	0	0	0	0	0	0	0	0	0	0	0	0	0	0	0	0		0	14314
																				(0)	(1000)
TOTAL	35	491	1475	2291	2337	2049	1587	1376	1155	754	384	138	42	0	0	0	0	0	14314		14314
(0.1%)	(2)	(34)	(117)	(160)	(163)	(143)	(111)	(96)	(81)	(53)	(27)	(10)	(3)	(0)	(0)	(0)	(0)	(0)	(1000)		(1000)
MICHO	35	526	2201	4492	6829	8878	10465	11841	12996	13750	14134	14272	14314	14314	14314	14314	14314	14314	14314		14314
(0.1%)	(2)	(37)	(154)	(314)	(477)	(620)	(731)	(827)	(908)	(961)	(987)	(997)	(1000)	(1000)	(1000)	(1000)	(1000)	(1000)	(1000)		(1000)

付表－2.9(1)e　八戸港（SGW, USW）波高・周期別度数分布表（通年）

HACHINOHE　　KISYU　SGW-USW　NEN　HYO　71- 3 - 84- 12　BOSUU BUNPU HYO

H \ T	SEION	3- 4	4- 5	5- 6	6- 7	7- 8	8- 9	9-10	10-11	11-12	12-13	13-14	14-15	15-16	16-17	17-18	18-19	19-	N3 TOTAL	T3 HICHO
SEION	146	39	40	53	40	32	24	30	119	164	146	55	12	0	0	0	0	0	900	900
0.25- 0.50	66	311	1304	1998	2010	1672	1212	961	943	714	389	170	48	0	0	0	0	0	(17)	(17)
0.50- 0.75	12	587	2009	2845	2791	2421	1822	1233	787	452	258	113	24	0	0	0	0	0	12000	12900
0.75- 1.00	0	194	1240	1912	1663	1357	1225	773	570	288	141	76	18	0	0	0	0	0	(224)	(241)
1.00- 1.25	1	17	500	1239	1074	873	665	623	371	253	111	54	14	0	0	0	0	0	15354	28254
1.25- 1.50	0	1	88	541	613	467	373	424	320	218	109	42	13	0	0	0	0	0	(287)	(528)
1.50- 1.75	0	0	15	233	449	366	249	255	212	188	103	41	3	0	0	0	0	0	9457	37711
1.75- 2.00	0	0	2	72	301	278	186	209	143	118	77	31	6	0	0	0	0	0	(177)	(.705)
2.00- 2.50	0	0	0	34	264	357	295	227	176	187	107	46	19	0	0	0	0	0	5795	43506
2.50- 3.00	0	0	0	1	68	183	140	116	110	93	47	49	12	0	0	0	0	0	(108)	(813)
3.00- 3.50	0	0	0	0	9	70	85	59	44	43	29	30	9	0	0	0	0	0	3209	46715
3.50- 4.00	0	0	0	0	0	16	35	28	23	17	23	24	7	0	0	0	0	0	(60)	(873)
4.00- 4.50	0	0	0	0	0	2	20	17	19	13	11	5	4	0	0	0	0	0	2114	48829
4.50- 5.00	0	0	0	0	0	1	6	13	12	11	15	4	0	0	0	0	0	0	(39)	(912)
5.00- 5.50	0	0	0	0	0	0	2	5	4	6	5	3	0	0	0	0	0	0	1423	50252
5.50- 6.00	0	0	0	0	0	0	0	0	2	2	2	2	0	0	0	0	0	0	(27)	(939)
6.00- 6.50	0	0	0	0	0	0	0	0	0	0	0	1	0	0	0	0	0	0	1712	51964
6.50- 7.00	0	0	0	0	0	0	0	0	0	0	0	0	0	0	0	0	0	0	(32)	(971)
7.00- 8.00	0	0	0	0	0	0	0	0	0	0	0	0	0	0	0	0	0	0	819	52783
8.00- 9.00	0	0	0	0	0	0	0	0	0	0	0	0	0	0	0	0	0	0	(15)	(986)
9.00-10.00	0	0	0	0	0	0	0	0	0	0	0	0	0	0	0	0	0	0	378	53161
10.00-11.00	0	0	0	0	0	0	0	0	0	0	0	0	0	0	0	0	0	0	(7)	(993)
11.00-12.00	0	0	0	0	0	0	0	0	0	0	0	0	0	0	0	0	0	0	173	53334
12.00-	0	0	0	0	0	0	0	0	0	0	0	0	0	0	0	0	0	0	(3)	(997)
																			91	53425
																			(2)	(998)
																			62	53487
																			(1)	(999)
																			25	53512
																			(0)	(1000)
																			8	53520
																			(0)	(1000)
																			1	53521
																			(0)	(1000)
																			0	53521
																			(0)	(1000)
																			0	53521
																			(0)	(1000)
																			0	53521
																			(0)	(1000)
																			0	53521
																			(0)	(1000)
																			0	53521
																			(0)	(1000)
																			0	53521
																			(0)	(1000)
TOTAL	225	1349	5200	8928	9282	8095	6339	4973	3855	2767	1573	746	189	0	0	0	0	0	53521	53521
(0.1%)	(4)	(25)	(97)	(167)	(173)	(151)	(118)	(93)	(72)	(52)	(29)	(14)	(4)	(0)	(0)	(0)	(0)	(0)	(1000)	(1000)
HICHO	225	1574	6774	15702	24984	33079	39418	44391	48246	51013	52586	53332	53521	53521	53521	53521	53521	53521	53521	53521
(0.1%)	(4)	(29)	(127)	(293)	(467)	(618)	(736)	(829)	(901)	(953)	(983)	(996)	(1000)	(1000)	(1000)	(1000)	(1000)	(1000)	(1000)	(1000)

付表－2.9(1)f　八戸港（SGW, USW）波高・周期別出現率表（通年）

HACHINOHE　　KISYU　SGW-USW　NEN　HYO　71- 3 - 84- 12　RITU BUNPU HYO

H \ T	SEION	3- 4	4- 5	5- 6	6- 7	7- 8	8- 9	9-10	10-11	11-12	12-13	13-14	14-15	15-16	16-17	17-18	18-19	19-	N3 TOTAL	T3 HICHO
SEION	0.3	0.1	0.1	0.1	0.1	0.1	0.0	0.1	0.2	0.3	0.3	0.1	0.0	0.	0.	0.	0.	0.	1.7	1.7
0.25- 0.50	0.1	1.0	2.4	3.7	3.8	3.1	2.3	1.8	1.8	1.3	0.7	0.3	0.1	0.	0.	0.	0.	0.	(900)	(900)
0.50- 0.75	0.0	1.1	3.8	5.3	5.2	4.5	3.4	2.3	1.5	0.8	0.5	0.2	0.0	0.	0.	0.	0.	0.	22.4	24.1
0.75- 1.00	0.	0.4	2.3	3.6	3.1	2.5	2.3	1.4	1.1	0.5	0.3	0.1	0.0	0.	0.	0.	0.	0.	(12000)	(12900)
1.00- 1.25	0.0	0.0	0.9	2.3	2.0	1.6	1.2	1.2	0.7	0.5	0.2	0.1	0.0	0.	0.	0.	0.	0.	28.7	52.8
1.25- 1.50	0.	0.0	0.2	1.0	1.1	0.9	0.7	0.8	0.6	0.4	0.2	0.1	0.0	0.	0.	0.	0.	0.	(15354)	(28254)
1.50- 1.75	0.	0.	0.0	0.4	0.8	0.7	0.5	0.5	0.4	0.4	0.2	0.1	0.0	0.	0.	0.	0.	0.	17.7	70.5
1.75- 2.00	0.	0.	0.0	0.1	0.6	0.5	0.3	0.4	0.3	0.2	0.1	0.1	0.0	0.	0.	0.	0.	0.	(9457)	(37711)
2.00- 2.50	0.	0.	0.	0.1	0.5	0.7	0.6	0.4	0.3	0.3	0.2	0.1	0.0	0.	0.	0.	0.	0.	10.8	81.3
2.50- 3.00	0.	0.	0.	0.0	0.1	0.3	0.3	0.2	0.2	0.2	0.1	0.1	0.0	0.	0.	0.	0.	0.	(5795)	(43506)
3.00- 3.50	0.	0.	0.	0.	0.0	0.1	0.2	0.1	0.1	0.1	0.1	0.1	0.0	0.	0.	0.	0.	0.	6.0	87.3
3.50- 4.00	0.	0.	0.	0.	0.	0.0	0.1	0.1	0.0	0.0	0.0	0.0	0.0	0.	0.	0.	0.	0.	(3209)	(46715)
4.00- 4.50	0.	0.	0.	0.	0.	0.0	0.0	0.0	0.0	0.0	0.0	0.0	0.0	0.	0.	0.	0.	0.	3.9	91.2
4.50- 5.00	0.	0.	0.	0.	0.	0.0	0.0	0.0	0.0	0.0	0.0	0.0	0.	0.	0.	0.	0.	0.	(2114)	(48829)
5.00- 5.50	0.	0.	0.	0.	0.	0.	0.0	0.0	0.0	0.0	0.0	0.0	0.	0.	0.	0.	0.	0.	2.7	93.9
5.50- 6.00	0.	0.	0.	0.	0.	0.	0.	0.	0.0	0.0	0.0	0.0	0.	0.	0.	0.	0.	0.	(1423)	(50252)
6.00- 6.50	0.	0.	0.	0.	0.	0.	0.	0.	0.	0.	0.	0.0	0.	0.	0.	0.	0.	0.	3.2	97.1
6.50- 7.00	0.	0.	0.	0.	0.	0.	0.	0.	0.	0.	0.	0.	0.	0.	0.	0.	0.	0.	(1712)	(51964)
7.00- 8.00	0.	0.	0.	0.	0.	0.	0.	0.	0.	0.	0.	0.	0.	0.	0.	0.	0.	0.	1.5	98.6
8.00- 9.00	0.	0.	0.	0.	0.	0.	0.	0.	0.	0.	0.	0.	0.	0.	0.	0.	0.	0.	(819)	(52783)
9.00-10.00	0.	0.	0.	0.	0.	0.	0.	0.	0.	0.	0.	0.	0.	0.	0.	0.	0.	0.	0.7	99.3
10.00-11.00	0.	0.	0.	0.	0.	0.	0.	0.	0.	0.	0.	0.	0.	0.	0.	0.	0.	0.	(378)	(53161)
11.00-12.00	0.	0.	0.	0.	0.	0.	0.	0.	0.	0.	0.	0.	0.	0.	0.	0.	0.	0.	0.3	99.7
12.00-	0.	0.	0.	0.	0.	0.	0.	0.	0.	0.	0.	0.	0.	0.	0.	0.	0.	0.	(173)	(53334)
																			0.2	99.8
																			(91)	(53425)
																			0.1	99.9
																			(62)	(53487)
																			0.0	100.0
																			(25)	(53512)
																			0.0	100.0
																			(8)	(53520)
																			0.0	100.0
																			(1)	(53521)
																			0.	100.0
																			(0)	(53521)
																			0.	100.0
																			(0)	(53521)
																			0.	100.0
																			(0)	(53521)
																			0.	100.0
																			(0)	(53521)
																			0.	100.0
																			(0)	(53521)
																			0.	100.0
																			(0)	(53521)
TOTAL	0.4	2.5	9.7	16.7	17.3	15.1	11.8	9.3	7.2	5.2	2.9	1.4	0.4	0.	0.	0.	0.	0.	100.0	100.0
	225	1349	5200	8928	9282	8095	6339	4973	3855	2767	1573	746	189	0	0	0	0	0	53521	53521
HICHO	0.4	2.9	12.7	29.3	46.7	61.8	73.6	82.9	90.1	95.3	98.3	99.6	100.0	100.0	100.0	100.0	100.0	100.0	100.0	100.0
	225	1574	6774	15702	24984	33079	39418	44391	48246	51013	52586	53332	53521	53521	53521	53521	53521	53521	53521	53521

付表－2.9(2)a　八戸港（USW）　波高・周期別度数分布表（冬季）

HACHINOHE　　KISYU　USW　KI　HYO　　73- 84　12- 2　　DOSUU DUNPU HYO　H3　T3

H \ T	SEION	3- 4	4- 5	5- 6	6- 7	7- 8	8- 9	9-10	10-11	11-12	12-13	13-14	14-15	15-16	16-17	17-18	18-19	19-	TOTAL	(0.1%)	MICHO	(0.1%)
SEION	18	3	7	18	17	13	6	4	1	1	0	0	0	0	0	0	0	0	88	9	88	9
0.25- 0.50	13	85	296	474	316	226	140	107	75	37	16	2	0	0	0	0	0	0	1787	185	1875	194
0.50- 0.75	2	135	486	600	328	205	199	186	131	84	47	16	0	0	0	0	0	0	2419	250	4294	443
0.75- 1.00	0	35	425	508	227	123	131	123	137	83	40	33	4	0	0	0	0	0	1869	193	6163	636
1.00- 1.25	1	2	151	347	177	93	93	107	96	96	34	29	7	0	0	0	0	0	1233	127	7396	764
1.25- 1.50	0	0	25	174	113	75	69	72	77	72	50	18	6	0	0	0	0	0	751	78	8147	841
1.50- 1.75	0	0	5	59	75	50	45	51	48	70	45	15	1	0	0	0	0	0	464	48	8611	889
1.75- 2.00	0	0	1	16	66	55	41	45	29	27	18	14	1	0	0	0	0	0	313	32	8924	922
2.00- 2.50	0	0	0	7	44	82	61	36	29	43	22	11	2	0	0	0	0	0	337	35	9261	956
2.50- 3.00	0	0	0	1	29	30	20	18	23	31	17	14	2	0	0	0	0	0	185	19	9446	975
3.00- 3.50	0	0	0	0	2	14	15	14	12	20	7	4	0	0	0	0	0	0	88	9	9534	985
3.50- 4.00	0	0	0	0	0	9	12	8	7	7	1	0	0	0	0	0	0	0	44	5	9578	989
4.00- 4.50	0	0	0	0	0	1	8	7	14	7	4	1	0	0	0	0	0	0	42	4	9620	993
4.50- 5.00	0	0	0	0	0	1	3	8	6	8	7	1	0	0	0	0	0	0	34	4	9654	997
5.00- 5.50	0	0	0	0	0	0	0	5	4	5	5	2	0	0	0	0	0	0	21	2	9675	999
5.50- 6.00	0	0	0	0	0	0	0	0	2	2	2	2	0	0	0	0	0	0	8	1	9683	1000
6.00- 6.50	0	0	0	0	0	0	0	0	0	0	0	1	0	0	0	0	0	0	1	0	9684	1000
6.50- 7.00	0	0	0	0	0	0	0	0	0	0	0	0	0	0	0	0	0	0	0	0	9684	1000
7.00- 8.00	0	0	0	0	0	0	0	0	0	0	0	0	0	0	0	0	0	0	0	0	9684	1000
8.00- 9.00	0	0	0	0	0	0	0	0	0	0	0	0	0	0	0	0	0	0	0	0	9684	1000
9.00-10.00	0	0	0	0	0	0	0	0	0	0	0	0	0	0	0	0	0	0	0	0	9684	1000
10.00-11.00	0	0	0	0	0	0	0	0	0	0	0	0	0	0	0	0	0	0	0	0	9684	1000
11.00-12.00	0	0	0	0	0	0	0	0	0	0	0	0	0	0	0	0	0	0	0	0	9684	1000
12.00-	0	0	0	0	0	0	0	0	0	0	0	0	0	0	0	0	0	0	0	0	9684	1000
TOTAL	34	260	1396	2204	1394	977	843	791	691	593	315	163	23	0	0	0	0	0	9684		9684	
(0.1%)	4	27	144	228	144	101	87	82	71	61	33	17	2	0	0	0	0	0	1000		1000	
MICHO	34	294	1690	3894	5288	6265	7108	7899	8590	9183	9498	9661	9684	9684	9684	9684	9684	9684	9684		9684	
(0.1%)	4	30	175	402	546	647	734	816	887	948	981	998	1000	1000	1000	1000	1000	1000	1000		1000	

付表－2.9(2)b　八戸港（USW）　波高・周期別度数分布表（春季）

HACHINOHE　　KISYU　USW　KI　HYO　　73- 84　3- 5　　DOSUU DUNPU HYO　H3　T3

H \ T	SEION	3- 4	4- 5	5- 6	6- 7	7- 8	8- 9	9-10	10-11	11-12	12-13	13-14	14-15	15-16	16-17	17-18	18-19	19-	TOTAL	(0.1%)	MICHO	(0.1%)
SEION	48	6	11	16	6	11	10	6	8	0	0	0	0	0	0	0	0	0	122	11	122	11
0.25- 0.50	11	119	281	466	465	439	320	193	90	18	2	0	0	0	0	0	0	0	2404	210	2526	220
0.50- 0.75	2	167	601	573	553	593	456	269	125	38	12	5	0	0	0	0	0	0	3294	287	5820	508
0.75- 1.00	0	84	307	420	368	349	291	188	102	32	14	4	0	0	0	0	0	0	2159	188	7979	696
1.00- 1.25	0	8	143	283	221	193	157	108	56	33	15	2	1	0	0	0	0	0	1220	106	9199	802
1.25- 1.50	0	1	21	106	137	78	99	93	42	31	7	3	0	0	0	0	0	0	618	54	9817	856
1.50- 1.75	0	0	4	42	72	64	49	76	47	26	19	6	0	0	0	0	0	0	405	35	10222	892
1.75- 2.00	0	0	0	21	48	73	56	57	42	23	6	4	0	0	0	0	0	0	330	29	10552	921
2.00- 2.50	0	0	0	12	61	84	98	74	66	60	21	9	1	0	0	0	0	0	486	42	11038	963
2.50- 3.00	0	0	0	0	16	41	53	39	28	27	11	7	0	0	0	0	0	0	222	19	11260	982
3.00- 3.50	0	0	0	0	5	26	34	17	7	5	9	8	0	0	0	0	0	0	111	10	11371	992
3.50- 4.00	0	0	0	0	0	3	14	8	4	1	7	19	4	0	0	0	0	0	60	5	11431	997
4.00- 4.50	0	0	0	0	0	1	8	7	0	0	2	0	0	0	0	0	0	0	18	2	11449	999
4.50- 5.00	0	0	0	0	0	0	3	4	2	0	3	0	0	0	0	0	0	0	12	1	11461	1000
5.00- 5.50	0	0	0	0	0	0	2	0	0	0	0	0	0	0	0	0	0	0	2	0	11463	1000
5.50- 6.00	0	0	0	0	0	0	0	0	0	0	0	0	0	0	0	0	0	0	0	0	11463	1000
6.00- 6.50	0	0	0	0	0	0	0	0	0	0	0	0	0	0	0	0	0	0	0	0	11463	1000
6.50- 7.00	0	0	0	0	0	0	0	0	0	0	0	0	0	0	0	0	0	0	0	0	11463	1000
7.00- 8.00	0	0	0	0	0	0	0	0	0	0	0	0	0	0	0	0	0	0	0	0	11463	1000
8.00- 9.00	0	0	0	0	0	0	0	0	0	0	0	0	0	0	0	0	0	0	0	0	11463	1000
9.00-10.00	0	0	0	0	0	0	0	0	0	0	0	0	0	0	0	0	0	0	0	0	11463	1000
10.00-11.00	0	0	0	0	0	0	0	0	0	0	0	0	0	0	0	0	0	0	0	0	11463	1000
11.00-12.00	0	0	0	0	0	0	0	0	0	0	0	0	0	0	0	0	0	0	0	0	11463	1000
12.00-	0	0	0	0	0	0	0	0	0	0	0	0	0	0	0	0	0	0	0	0	11463	1000
TOTAL	61	385	1268	1939	1952	1955	1650	1139	619	294	128	67	6	0	0	0	0	0	11463		11463	
(0.1%)	5	34	111	169	170	171	144	99	54	26	11	6	1	0	0	0	0	0	1000		1000	
MICHO	61	446	1714	3653	5605	7560	9210	10349	10968	11262	11390	11457	11463	11463	11463	11463	11463	11463	11463		11463	
(0.1%)	5	39	150	319	489	660	803	903	957	982	994	999	1000	1000	1000	1000	1000	1000	1000		1000	

付表－2.9(2)c　八戸港（USW）　波高・周期別度数分布表（夏季）

HACHINOHE　KISYU　USW　KI　HYO　73- 84　6- 8　HOSUU BUNPU HYO

H \ T	SEION	3- 4	4- 5	5- 6	6- 7	7- 8	8- 9	9-10	10-11	11-12	12-13	13-14	14-15	15-16	16-17	17-18	18-19	19-	TOTAL	N3	T3 MICHO
SEION	71	27	18	15	8	6	3	0	0	0	0	0	0	0	0	0	0	0	148	(12)	148 (12)
0.25- 0.50	19	112	257	554	711	651	359	128	46	8	1	0	0	0	0	0	0	0	2846	(227)	2994 (239)
0.50- 0.75	4	54	327	905	1225	971	560	198	43	4	1	2	1	0	0	0	0	0	4295	(342)	7289 (581)
0.75- 1.00	0	11	134	504	588	466	347	104	29	3	0	0	0	0	0	0	0	0	2186	(174)	9475 (755)
1.00- 1.25	0	1	48	251	361	311	175	95	16	5	0	1	0	0	0	0	0	0	1260	(101)	10739 (856)
1.25- 1.50	0	0	3	94	201	143	65	61	40	12	6	1	0	0	0	0	0	0	626	(50)	11365 (906)
1.50- 1.75	0	0	0	44	190	120	70	23	16	9	3	2	0	0	0	0	0	0	477	(38)	11842 (944)
1.75- 2.00	0	0	0	4	104	63	33	34	8	1	1	1	1	0	0	0	0	0	250	(20)	12092 (964)
2.00- 2.50	0	0	0	4	91	100	54	41	13	3	1	1	0	0	0	0	0	0	308	(25)	12400 (988)
2.50- 3.00	0	0	0	0	13	51	18	5	10	1	0	0	0	0	0	0	0	0	98	(8)	12498 (996)
3.00- 3.50	0	0	0	0	1	10	9	1	1	1	0	0	0	0	0	0	0	0	23	(2)	12521 (998)
3.50- 4.00	0	0	0	0	0	2	7	4	3	0	0	0	0	0	0	0	0	0	16	(1)	12537 (999)
4.00- 4.50	0	0	0	0	0	0	3	1	2	1	0	0	0	0	0	0	0	0	7	(1)	12544 (1000)
4.50- 5.00	0	0	0	0	0	0	0	0	1	0	0	0	0	0	0	0	0	0	1	(0)	12545 (1000)
5.00- 5.50	0	0	0	0	0	0	0	0	0	1	0	0	0	0	0	0	0	0	1	(0)	12546 (1000)
5.50- 6.00	0	0	0	0	0	0	0	0	0	0	0	0	0	0	0	0	0	0	0	(0)	12546 (1000)
6.00- 6.50	0	0	0	0	0	0	0	0	0	0	0	0	0	0	0	0	0	0	0	(0)	12546 (1000)
6.50- 7.00	0	0	0	0	0	0	0	0	0	0	0	0	0	0	0	0	0	0	0	(0)	12546 (1000)
7.00- 8.00	0	0	0	0	0	0	0	0	0	0	0	0	0	0	0	0	0	0	0	(0)	12546 (1000)
8.00- 9.00	0	0	0	0	0	0	0	0	0	0	0	0	0	0	0	0	0	0	0	(0)	12546 (1000)
9.00-10.00	0	0	0	0	0	0	0	0	0	0	0	0	0	0	0	0	0	0	0	(0)	12546 (1000)
10.00-11.00	0	0	0	0	0	0	0	0	0	0	0	0	0	0	0	0	0	0	0	(0)	12546 (1000)
11.00-12.00	0	0	0	0	0	0	0	0	0	0	0	0	0	0	0	0	0	0	0	(0)	12546 (1000)
12.00-	0	0	0	0	0	0	0	0	0	0	0	0	0	0	0	0	0	0	0	(0)	12546 (1000)
TOTAL	94	205	787	2375	3493	2894	1703	695	228	49	13	8	2	0	0	0	0	0	12546		12546
(0.1%)	(7)	(16)	(63)	(189)	(278)	(231)	(136)	(55)	(18)	(4)	(1)	(1)	(0)	(0)	(0)	(0)	(0)	(0)	(1000)		(1000)
MICHO	94	299	1086	3461	6954	9848	11551	12246	12474	12523	12536	12544	12546	12546	12546	12546	12546	12546	12546		12546
(0.1%)	(7)	(24)	(87)	(276)	(554)	(785)	(921)	(976)	(994)	(998)	(999)	(1000)	(1000)	(1000)	(1000)	(1000)	(1000)	(1000)	(1000)		(1000)

付表－2.9(2)d　八戸港（USW）　波高・周期別度数分布表（秋季）

HACHINOHE　KISYU　USW　KI　HYO　73- 84　9- 11　HOSUU BUNPU HYO

H \ T	SEION	3- 4	4- 5	5- 6	6- 7	7- 8	8- 9	9-10	10-11	11-12	12-13	13-14	14-15	15-16	16-17	17-18	18-19	19-	TOTAL	N3	T3 MICHO
SEION	7	3	4	4	9	2	2	3	1	0	0	0	0	0	0	0	0	0	35	(3)	35 (3)
0.25- 0.50	23	195	465	488	507	322	214	98	47	9	2	1	2	0	0	0	0	0	2373	(190)	2408 (193)
0.50- 0.75	4	226	655	726	655	584	392	206	96	48	10	1	0	0	0	0	0	0	3605	(289)	6013 (482)
0.75- 1.00	0	41	354	459	451	371	338	184	113	47	17	2	0	0	0	0	0	0	2397	(192)	8410 (675)
1.00- 1.25	0	4	154	348	292	235	194	215	108	41	22	7	0	0	0	0	0	0	1642	(132)	10052 (806)
1.25- 1.50	0	0	37	160	153	139	114	134	93	43	15	1	4	0	0	0	0	0	893	(72)	10945 (878)
1.50- 1.75	0	0	6	77	102	99	71	81	58	37	5	3	0	0	0	0	0	0	539	(43)	11484 (921)
1.75- 2.00	0	0	0	25	77	74	43	54	28	24	11	4	0	0	0	0	0	0	340	(27)	11824 (948)
2.00- 2.50	0	0	0	4	66	79	59	39	32	30	13	5	0	0	0	0	0	0	327	(26)	12151 (975)
2.50- 3.00	0	0	0	0	8	59	30	38	32	28	13	4	0	0	0	0	0	0	212	(17)	12363 (992)
3.00- 3.50	0	0	0	0	1	20	21	10	17	12	3	5	1	0	0	0	0	0	90	(7)	12453 (999)
3.50- 4.00	0	0	0	0	0	2	2	0	4	2	1	2	0	0	0	0	0	0	13	(1)	12466 (1000)
4.00- 4.50	0	0	0	0	0	0	1	0	0	0	0	0	0	0	0	0	0	0	1	(0)	12467 (1000)
4.50- 5.00	0	0	0	0	0	0	0	0	0	0	0	0	0	0	0	0	0	0	0	(0)	12467 (1000)
5.00- 5.50	0	0	0	0	0	0	0	0	0	0	0	0	0	0	0	0	0	0	0	(0)	12467 (1000)
5.50- 6.00	0	0	0	0	0	0	0	0	0	0	0	0	0	0	0	0	0	0	0	(0)	12467 (1000)
6.00- 6.50	0	0	0	0	0	0	0	0	0	0	0	0	0	0	0	0	0	0	0	(0)	12467 (1000)
6.50- 7.00	0	0	0	0	0	0	0	0	0	0	0	0	0	0	0	0	0	0	0	(0)	12467 (1000)
7.00- 8.00	0	0	0	0	0	0	0	0	0	0	0	0	0	0	0	0	0	0	0	(0)	12467 (1000)
8.00- 9.00	0	0	0	0	0	0	0	0	0	0	0	0	0	0	0	0	0	0	0	(0)	12467 (1000)
9.00-10.00	0	0	0	0	0	0	0	0	0	0	0	0	0	0	0	0	0	0	0	(0)	12467 (1000)
10.00-11.00	0	0	0	0	0	0	0	0	0	0	0	0	0	0	0	0	0	0	0	(0)	12467 (1000)
11.00-12.00	0	0	0	0	0	0	0	0	0	0	0	0	0	0	0	0	0	0	0	(0)	12467 (1000)
12.00-	0	0	0	0	0	0	0	0	0	0	0	0	0	0	0	0	0	0	0	(0)	12467 (1000)
TOTAL	34	491	1675	2291	2321	1988	1481	1062	629	341	112	35	7	0	0	0	0	0	12467		12467
(0.1%)	(3)	(39)	(134)	(184)	(186)	(159)	(119)	(85)	(50)	(27)	(9)	(3)	(1)	(0)	(0)	(0)	(0)	(0)	(1000)		(1000)
MICHO	34	525	2200	4491	6812	8800	10281	11343	11972	12313	12425	12460	12467	12467	12467	12467	12467	12467	12467		12467
(0.1%)	(3)	(42)	(176)	(360)	(546)	(706)	(825)	(910)	(960)	(988)	(997)	(999)	(1000)	(1000)	(1000)	(1000)	(1000)	(1000)	(1000)		(1000)

付表－2.9(2)e　八戸港（USW）　波高・周期別度数分布表（通年）

HACHINOHE　　NEN　HYO　　73- 3 - 84- 12　　BOSUU BUNPU HYO

H \ T	SEION	3- 4	4- 5	5- 6	6- 7	KISYU 7- 8	USW 8- 9	9-10	10-11	11-12	12-13	13-14	14-15	15-16	16-17	17-18	18-19	19-	H3	T3 TOTAL	NICHO
SEION	144	39	40	41	40	32	21	13	10	1	0	0	0	0	0	0	0	0		393	393
0.25- 0.50	86	511	1306	1998	2008	1641	1037	526	258	72	21	3	2	0	0	0	0	0		(8)	(8)
0.50- 0.75	12	587	2009	2844	2776	2366	1612	862	396	176	74	25	1	0	0	0	0	0		9449	9842
0.75- 1.00	0	194	1240	1912	1639	1312	1109	599	383	165	71	39	4	0	0	0	0	0		(203)	(212)
1.00- 1.25	1	17	500	1239	1057	832	619	529	281	196	71	39	8	0	0	0	0	0		13740	23582
1.25- 1.50	0	1	88	541	610	437	348	361	253	160	78	23	10	0	0	0	0	0		(295)	(507)
1.50- 1.75	0	0	15	233	444	340	236	233	170	145	73	26	1	0	0	0	0	0		8667	32249
1.75- 2.00	0	0	2	71	298	269	176	192	109	77	40	23	2	0	0	0	0	0		(186)	(693)
2.00- 2.50	0	0	0	32	264	348	275	192	141	142	62	26	3	0	0	0	0	0		5387	37636
2.50- 3.00	0	0	0	1	68	183	121	101	93	88	43	25	2	0	0	0	0	0		(116)	(809)
3.00- 3.50	0	0	0	0	9	70	79	42	37	38	20	17	1	0	0	0	0	0		2910	40546
3.50- 4.00	0	0	0	0	0	14	35	20	18	11	11	21	4	0	0	0	0	0		(63)	(871)
4.00- 4.50	0	0	0	0	0	2	20	15	16	8	8	1	0	0	0	0	0	0		1916	42462
4.50- 5.00	0	0	0	0	0	1	6	12	9	8	11	2	0	0	0	0	0	0		(41)	(913)
5.00- 5.50	0	0	0	0	0	0	2	5	4	6	5	2	0	0	0	0	0	0		1259	43721
5.50- 6.00	0	0	0	0	0	0	0	0	2	2	2	2	0	0	0	0	0	0		(27)	(940)
6.00- 6.50	0	0	0	0	0	0	0	0	0	0	0	1	0	0	0	0	0	0		1485	45206
6.50- 7.00	0	0	0	0	0	0	0	0	0	0	0	0	0	0	0	0	0	0		(32)	(972)
7.00- 8.00	0	0	0	0	0	0	0	0	0	0	0	0	0	0	0	0	0	0		725	45931
8.00- 9.00	0	0	0	0	0	0	0	0	0	0	0	0	0	0	0	0	0	0		(16)	(987)
9.00-10.00	0	0	0	0	0	0	0	0	0	0	0	0	0	0	0	0	0	0		313	46244
10.00-11.00	0	0	0	0	0	0	0	0	0	0	0	0	0	0	0	0	0	0		(7)	(994)
11.00-12.00	0	0	0	0	0	0	0	0	0	0	0	0	0	0	0	0	0	0		136	46380
12.00-	0	0	0	0	0	0	0	0	0	0	0	0	0	0	0	0	0	0		(3)	(997)
																				70	46450
																				(2)	(998)
																				49	46499
																				(1)	(999)
																				24	46523
																				(1)	(1000)
																				8	46531
																				(0)	(1000)
																				1	46532
																				(0)	(1000)
																				0	46532
																				(0)	(1000)
																				0	46532
																				(0)	(1000)
																				0	46532
																				(0)	(1000)
																				0	46532
																				(0)	(1000)
																				0	46532
																				(0)	(1000)
TOTAL	223	1349	5200	8924	9213	7849	5696	3700	2180	1295	590	275	38	0	0	0	0	0		46532	46532
(0.1%)	(5)	(29)	(112)	(192)	(198)	(169)	(122)	(80)	(47)	(28)	(13)	(6)	(1)	(0)	(0)	(0)	(0)	(0)		(1000)	(1000)
NICHO	223	1572	6772	15696	24909	32758	38454	42154	44334	45629	46219	46494	46532	46532	46532	46532	46532	46532		46532	46532
(0.1%)	(5)	(34)	(146)	(337)	(535)	(704)	(826)	(906)	(953)	(981)	(993)	(999)	(1000)	(1000)	(1000)	(1000)	(1000)	(1000)		(1000)	(1000)

付表－2.9(2)f　八戸港（USW）　波高・周期別出現率（通年）

HACHINOHE　　NEN　HYO　　73- 3 - 84- 12　　RITU BUNPU HYO

H \ T	SEION	3- 4	4- 5	5- 6	6- 7	KISYU 7- 8	USW 8- 9	9-10	10-11	11-12	12-13	13-14	14-15	15-16	16-17	17-18	18-19	19-	H3	T3 TOTAL	NICHO
SEION	0.3	0.1	0.1	0.1	0.1	0.1	0.0	0.0	0.0	0.0	0.	0.	0.	0.	0.	0.	0.	0.		0.8	0.8
0.25- 0.50	0.1	1.1	2.8	4.3	4.3	3.5	2.2	1.1	0.6	0.2	0.0	0.0	0.0	0.	0.	0.	0.	0.		(393)	(393)
0.50- 0.75	0.0	1.3	4.3	6.1	6.0	5.1	3.5	1.9	0.9	0.4	0.2	0.1	0.0	0.	0.	0.	0.	0.		20.3	21.2
0.75- 1.00	0.	0.4	2.7	4.1	3.5	2.8	2.4	1.3	0.8	0.4	0.2	0.1	0.0	0.	0.	0.	0.	0.		(9449)	(9842)
1.00- 1.25	0.0	0.0	1.1	2.7	2.3	1.8	1.3	1.1	0.6	0.4	0.2	0.1	0.0	0.	0.	0.	0.	0.		29.5	50.7
1.25- 1.50	0.	0.0	0.2	1.2	1.3	0.9	0.7	0.8	0.5	0.3	0.2	0.0	0.0	0.	0.	0.	0.	0.		(13740)	(23582)
1.50- 1.75	0.	0.	0.0	0.5	1.0	0.7	0.5	0.5	0.4	0.3	0.2	0.1	0.0	0.	0.	0.	0.	0.		18.6	69.3
1.75- 2.00	0.	0.	0.0	0.2	0.6	0.6	0.4	0.4	0.2	0.2	0.1	0.0	0.0	0.	0.	0.	0.	0.		(8667)	(32249)
2.00- 2.50	0.	0.	0.	0.1	0.6	0.7	0.6	0.4	0.3	0.3	0.1	0.1	0.0	0.	0.	0.	0.	0.		11.6	80.9
2.50- 3.00	0.	0.	0.	0.0	0.1	0.4	0.3	0.2	0.2	0.2	0.1	0.1	0.0	0.	0.	0.	0.	0.		(5387)	(37636)
3.00- 3.50	0.	0.	0.	0.	0.0	0.2	0.2	0.1	0.1	0.1	0.0	0.0	0.0	0.	0.	0.	0.	0.		6.3	87.1
3.50- 4.00	0.	0.	0.	0.	0.	0.0	0.1	0.0	0.0	0.0	0.0	0.0	0.0	0.	0.	0.	0.	0.		(2910)	(40546)
4.00- 4.50	0.	0.	0.	0.	0.	0.0	0.0	0.0	0.0	0.0	0.0	0.0	0.	0.	0.	0.	0.	0.		4.1	91.3
4.50- 5.00	0.	0.	0.	0.	0.	0.0	0.0	0.0	0.0	0.0	0.0	0.0	0.	0.	0.	0.	0.	0.		(1916)	(42462)
5.00- 5.50	0.	0.	0.	0.	0.	0.	0.0	0.0	0.0	0.0	0.0	0.0	0.	0.	0.	0.	0.	0.		2.7	94.0
5.50- 6.00	0.	0.	0.	0.	0.	0.	0.	0.	0.0	0.0	0.0	0.0	0.	0.	0.	0.	0.	0.		(1259)	(43721)
6.00- 6.50	0.	0.	0.	0.	0.	0.	0.	0.	0.	0.	0.	0.0	0.	0.	0.	0.	0.	0.		3.2	97.2
6.50- 7.00	0.	0.	0.	0.	0.	0.	0.	0.	0.	0.	0.	0.	0.	0.	0.	0.	0.	0.		(1485)	(45206)
7.00- 8.00	0.	0.	0.	0.	0.	0.	0.	0.	0.	0.	0.	0.	0.	0.	0.	0.	0.	0.		1.6	98.7
8.00- 9.00	0.	0.	0.	0.	0.	0.	0.	0.	0.	0.	0.	0.	0.	0.	0.	0.	0.	0.		(725)	(45931)
9.00-10.00	0.	0.	0.	0.	0.	0.	0.	0.	0.	0.	0.	0.	0.	0.	0.	0.	0.	0.		0.7	99.4
10.00-11.00	0.	0.	0.	0.	0.	0.	0.	0.	0.	0.	0.	0.	0.	0.	0.	0.	0.	0.		(313)	(46244)
11.00-12.00	0.	0.	0.	0.	0.	0.	0.	0.	0.	0.	0.	0.	0.	0.	0.	0.	0.	0.		0.3	99.7
12.00-	0.	0.	0.	0.	0.	0.	0.	0.	0.	0.	0.	0.	0.	0.	0.	0.	0.	0.		(136)	(46380)
																				0.2	99.8
																				(70)	(46450)
																				0.1	99.9
																				(49)	(46499)
																				0.1	100.0
																				(24)	(46523)
																				0.0	100.0
																				(8)	(46531)
																				0.0	100.0
																				(1)	(46532)
																				0.	100.0
																				(0)	(46532)
																				0.	100.0
																				(0)	(46532)
																				0.	100.0
																				(0)	(46532)
																				0.	100.0
																				(0)	(46532)
																				0.	100.0
																				(0)	(46532)
TOTAL	0.5	2.9	11.2	19.2	19.8	16.9	12.2	8.0	4.7	2.8	1.3	0.6	0.1	0.	0.	0.	0.	0.		100.0	100.0
	223	1349	5200	8924	9213	7849	5696	3700	2180	1295	590	275	38	0	0	0	0	0		46532	46532
NICHO	0.5	3.4	14.6	33.7	53.5	70.4	82.6	90.6	95.3	98.1	99.3	99.9	100.0	100.0	100.0	100.0	100.0	100.0		100.0	100.0
	223	1572	6772	15696	24909	32758	38454	42154	44334	45629	46219	46494	46532	46532	46532	46532	46532	46532		46532	46532

付表－2.10 a 宮古港 波高・周期別度数分布表（冬季）

MIYAKO KISYU USW KI HYO 81- 84 12- 2 DOSUU BUNPU HYO H3 T3

H \ T	SEION	3- 4	4- 5	5- 6	6- 7	7- 8	8- 9	9-10	10-11	11-12	12-13	13-14	14-15	15-16	16-17	17-18	18-19	19-	TOTAL	HICHO
SEION	4	26	101	66	31	12	7	2	0	0	0	0	0	0	0	0	0	0	249 (77)	249 (77)
0.25- 0.50	8	47	192	358	154	69	69	51	29	14	10	2	0	0	0	0	0	0	1003 (309)	1252 (385)
0.50- 0.75	0	2	67	374	225	108	64	48	45	32	12	2	0	0	0	0	0	0	979 (301)	2231 (687)
0.75- 1.00	0	3	13	133	192	86	40	26	29	21	12	1	0	0	0	0	0	0	556 (171)	2787 (858)
1.00- 1.25	0	0	3	32	89	54	23	13	13	13	8	4	1	0	0	0	0	0	253 (78)	3040 (936)
1.25- 1.50	0	0	1	7	21	19	10	11	5	5	3	1	0	0	0	0	0	0	83 (26)	3123 (962)
1.50- 1.75	0	0	1	1	7	9	3	7	4	2	0	0	0	0	0	0	0	0	34 (10)	3157 (972)
1.75- 2.00	0	0	0	0	0	1	3	7	4	0	0	0	0	0	0	0	0	0	15 (5)	3172 (977)
2.00- 2.50	0	0	0	0	0	8	19	10	4	0	0	0	0	0	0	0	0	0	41 (13)	3213 (989)
2.50- 3.00	0	0	0	0	1	3	13	7	4	0	0	0	0	0	0	0	0	0	28 (9)	3241 (998)
3.00- 3.50	0	0	0	0	0	0	3	3	0	1	0	0	0	0	0	0	0	0	7 (2)	3248 (1000)
3.50- 4.00	0	0	0	0	0	0	0	0	0	0	0	0	0	0	0	0	0	0	0 (0)	3248 (1000)
4.00- 4.50	0	0	0	0	0	0	0	0	0	0	0	0	0	0	0	0	0	0	0 (0)	3248 (1000)
4.50- 5.00	0	0	0	0	0	0	0	0	0	0	0	0	0	0	0	0	0	0	0 (0)	3248 (1000)
5.00- 5.50	0	0	0	0	0	0	0	0	0	0	0	0	0	0	0	0	0	0	0 (0)	3248 (1000)
5.50- 6.00	0	0	0	0	0	0	0	0	0	0	0	0	0	0	0	0	0	0	0 (0)	3248 (1000)
6.00- 6.50	0	0	0	0	0	0	0	0	0	0	0	0	0	0	0	0	0	0	0 (0)	3248 (1000)
6.50- 7.00	0	0	0	0	0	0	0	0	0	0	0	0	0	0	0	0	0	0	0 (0)	3248 (1000)
7.00- 8.00	0	0	0	0	0	0	0	0	0	0	0	0	0	0	0	0	0	0	0 (0)	3248 (1000)
8.00- 9.00	0	0	0	0	0	0	0	0	0	0	0	0	0	0	0	0	0	0	0 (0)	3248 (1000)
9.00-10.00	0	0	0	0	0	0	0	0	0	0	0	0	0	0	0	0	0	0	0 (0)	3248 (1000)
10.00-11.00	0	0	0	0	0	0	0	0	0	0	0	0	0	0	0	0	0	0	0 (0)	3248 (1000)
11.00-12.00	0	0	0	0	0	0	0	0	0	0	0	0	0	0	0	0	0	0	0 (0)	3248 (1000)
12.00-	0	0	0	0	0	0	0	0	0	0	0	0	0	0	0	0	0	0	0 (0)	3248 (1000)
TOTAL	12	78	378	971	720	369	254	185	137	88	45	10	1	0	0	0	0	0	3248	3248
(0.1%)	(4)	(24)	(116)	(299)	(222)	(114)	(78)	(57)	(42)	(27)	(14)	(3)	(0)	(0)	(0)	(0)	(0)	(0)	(1000)	(1000)
HICHO	12	90	468	1439	2159	2528	2782	2967	3104	3192	3237	3247	3248	3248	3248	3248	3248	3248	3248	3248
(0.1%)	(4)	(28)	(144)	(443)	(665)	(778)	(857)	(913)	(956)	(983)	(997)	(1000)	(1000)	(1000)	(1000)	(1000)	(1000)	(1000)	(1000)	(1000)

付表－2.10 b 宮古港 波高・周期別度数分布表（春季）

MIYAKO KISYU USW KI HYO 82- 84 3- 5 DOSUU BUNPU HYO H3 T3

H \ T	SEION	3- 4	4- 5	5- 6	6- 7	7- 8	8- 9	9-10	10-11	11-12	12-13	13-14	14-15	15-16	16-17	17-18	18-19	19-	TOTAL	HICHO
SEION	18	88	209	216	166	121	36	5	1	0	0	0	0	0	0	0	0	0	860 (260)	860 (260)
0.25- 0.50	17	74	206	292	163	158	152	105	48	6	1	0	0	0	0	0	0	0	1222 (369)	2082 (629)
0.50- 0.75	0	18	70	144	98	77	63	38	49	23	0	0	0	0	0	0	0	0	580 (175)	2662 (804)
0.75- 1.00	0	2	23	44	48	39	33	18	17	23	1	2	0	0	0	0	0	0	250 (76)	2912 (879)
1.00- 1.25	0	0	7	11	38	22	19	14	10	20	6	0	0	0	0	0	0	0	147 (44)	3059 (924)
1.25- 1.50	0	0	1	9	21	13	19	8	7	4	6	0	0	0	0	0	0	0	88 (27)	3147 (950)
1.50- 1.75	0	0	0	0	9	21	10	11	5	0	0	0	0	0	0	0	0	0	56 (17)	3203 (967)
1.75- 2.00	0	0	0	0	4	14	11	5	3	5	0	1	0	0	0	0	0	0	43 (13)	3246 (980)
2.00- 2.50	0	0	0	0	2	6	13	14	5	6	5	0	0	0	0	0	0	0	51 (15)	3297 (996)
2.50- 3.00	0	0	0	0	0	0	3	2	0	3	1	0	0	0	0	0	0	0	9 (3)	3306 (998)
3.00- 3.50	0	0	0	0	0	1	1	1	0	0	0	0	0	0	0	0	0	0	3 (1)	3309 (999)
3.50- 4.00	0	0	0	0	0	0	1	1	0	0	0	0	0	0	0	0	0	0	2 (1)	3311 (1000)
4.00- 4.50	0	0	0	0	0	0	0	0	0	0	0	0	0	0	0	0	0	0	0 (0)	3311 (1000)
4.50- 5.00	0	0	0	0	0	0	0	0	0	0	0	0	0	0	0	0	0	0	0 (0)	3311 (1000)
5.00- 5.50	0	0	0	0	0	0	0	0	0	0	0	0	0	0	0	0	0	0	0 (0)	3311 (1000)
5.50- 6.00	0	0	0	0	0	0	0	0	0	0	0	0	0	0	0	0	0	0	0 (0)	3311 (1000)
6.00- 6.50	0	0	0	0	0	0	0	0	0	0	0	0	0	0	0	0	0	0	0 (0)	3311 (1000)
6.50- 7.00	0	0	0	0	0	0	0	0	0	0	0	0	0	0	0	0	0	0	0 (0)	3311 (1000)
7.00- 8.00	0	0	0	0	0	0	0	0	0	0	0	0	0	0	0	0	0	0	0 (0)	3311 (1000)
8.00- 9.00	0	0	0	0	0	0	0	0	0	0	0	0	0	0	0	0	0	0	0 (0)	3311 (1000)
9.00-10.00	0	0	0	0	0	0	0	0	0	0	0	0	0	0	0	0	0	0	0 (0)	3311 (1000)
10.00-11.00	0	0	0	0	0	0	0	0	0	0	0	0	0	0	0	0	0	0	0 (0)	3311 (1000)
11.00-12.00	0	0	0	0	0	0	0	0	0	0	0	0	0	0	0	0	0	0	0 (0)	3311 (1000)
12.00-	0	0	0	0	0	0	0	0	0	0	0	0	0	0	0	0	0	0	0 (0)	3311 (1000)
TOTAL	35	182	516	716	549	472	361	222	145	90	20	3	0	0	0	0	0	0	3311	3311
(0.1%)	(11)	(55)	(156)	(216)	(166)	(143)	(109)	(67)	(44)	(27)	(6)	(1)	(0)	(0)	(0)	(0)	(0)	(0)	(1000)	(1000)
HICHO	35	217	733	1449	1998	2470	2831	3053	3198	3288	3308	3311	3311	3311	3311	3311	3311	3311	3311	3311
(0.1%)	(11)	(66)	(221)	(438)	(603)	(746)	(855)	(922)	(966)	(993)	(999)	(1000)	(1000)	(1000)	(1000)	(1000)	(1000)	(1000)	(1000)	(1000)

付表－2.10 c　宮古港　波高・周期別度数分布表（夏季）

MIYAKO　　KISYU　USW　K1　HYO　81- 84　6- 8　DOSUU BUNPU HYO　H3　T3

H \ T	SEION	3- 4	4- 5	5- 6	6- 7	7- 8	8- 9	9-10	10-11	11-12	12-13	13-14	14-15	15-16	16-17	17-18	18-19	19-	TOTAL	MICHO
SEION	11	173	505	480	221	46	13	2	1	0	0	0	0	0	0	0	0	0	1452 (434)	1452 (434)
0.25- 0.50	8	66	284	320	311	169	53	15	0	0	0	0	0	0	0	0	0	0	1226 (366)	2678 (800)
0.50- 0.75	0	3	30	91	87	75	29	25	6	0	0	0	0	0	0	0	0	0	346 (103)	3024 (904)
0.75- 1.00	0	1	11	21	65	58	21	1	0	0	0	0	0	0	0	0	0	0	178 (53)	3202 (957)
1.00- 1.25	0	0	2	4	26	21	10	0	0	0	0	0	0	0	0	0	0	0	63 (19)	3265 (976)
1.25- 1.50	0	0	0	1	9	11	6	0	0	0	0	0	0	0	0	0	0	0	27 (8)	3292 (984)
1.50- 1.75	0	0	0	0	3	11	7	1	0	0	0	0	0	0	0	0	0	0	22 (7)	3314 (990)
1.75- 2.00	0	0	0	0	0	4	4	3	0	0	0	0	0	0	0	0	0	0	11 (3)	3325 (994)
2.00- 2.50	0	0	0	0	0	4	9	3	0	0	0	0	0	0	0	0	0	0	16 (5)	3341 (999)
2.50- 3.00	0	0	0	0	0	1	2	2	0	0	0	0	0	0	0	0	0	0	5 (1)	3346 (1000)
3.00- 3.50	0	0	0	0	0	0	0	0	0	0	0	0	0	0	0	0	0	0	0 (0)	3346 (1000)
3.50- 4.00	0	0	0	0	0	0	0	0	0	0	0	0	0	0	0	0	0	0	0 (0)	3346 (1000)
4.00- 4.50	0	0	0	0	0	0	0	0	0	0	0	0	0	0	0	0	0	0	0 (0)	3346 (1000)
4.50- 5.00	0	0	0	0	0	0	0	0	0	0	0	0	0	0	0	0	0	0	0 (0)	3346 (1000)
5.00- 5.50	0	0	0	0	0	0	0	0	0	0	0	0	0	0	0	0	0	0	0 (0)	3346 (1000)
5.50- 6.00	0	0	0	0	0	0	0	0	0	0	0	0	0	0	0	0	0	0	0 (0)	3346 (1000)
6.00- 6.50	0	0	0	0	0	0	0	0	0	0	0	0	0	0	0	0	0	0	0 (0)	3346 (1000)
6.50- 7.00	0	0	0	0	0	0	0	0	0	0	0	0	0	0	0	0	0	0	0 (0)	3346 (1000)
7.00- 8.00	0	0	0	0	0	0	0	0	0	0	0	0	0	0	0	0	0	0	0 (0)	3346 (1000)
8.00- 9.00	0	0	0	0	0	0	0	0	0	0	0	0	0	0	0	0	0	0	0 (0)	3346 (1000)
9.00-10.00	0	0	0	0	0	0	0	0	0	0	0	0	0	0	0	0	0	0	0 (0)	3346 (1000)
10.00-11.00	0	0	0	0	0	0	0	0	0	0	0	0	0	0	0	0	0	0	0 (0)	3346 (1000)
11.00-12.00	0	0	0	0	0	0	0	0	0	0	0	0	0	0	0	0	0	0	0 (0)	3346 (1000)
12.00-	0	0	0	0	0	0	0	0	0	0	0	0	0	0	0	0	0	0	0 (0)	3346 (1000)
TOTAL	19	243	832	917	722	400	154	52	7	0	0	0	0	0	0	0	0	0	3346	3346
(0.1%)	(6)	(73)	(249)	(274)	(216)	(120)	(46)	(16)	(2)	(0)	(0)	(0)	(0)	(0)	(0)	(0)	(0)	(0)	(1000)	(1000)
MICHO	19	262	1094	2011	2733	3133	3287	3339	3346	3346	3346	3346	3346	3346	3346	3346	3346	3346	3346	3346
(0.1%)	(6)	(78)	(327)	(601)	(817)	(936)	(982)	(998)	(1000)	(1000)	(1000)	(1000)	(1000)	(1000)	(1000)	(1000)	(1000)	(1000)	(1000)	(1000)

付表－2.10 d　宮古港　波高・周期別度数分布表（秋季）

MIYAKO　　KISYU　USW　K1　HYO　81- 84　9- 11　DOSUU BUNPU HYO　H3　T3

H \ T	SEION	3- 4	4- 5	5- 6	6- 7	7- 8	8- 9	9-10	10-11	11-12	12-13	13-14	14-15	15-16	16-17	17-18	18-19	19-	TOTAL	MICHO
SEION	8	106	223	251	125	51	14	2	1	0	0	0	0	0	0	0	0	0	781 (181)	781 (181)
0.25- 0.50	15	82	330	469	319	264	184	104	47	13	1	0	0	0	0	0	0	0	1828 (425)	2609 (606)
0.50- 0.75	0	14	97	239	147	123	92	56	18	16	5	6	1	0	0	0	0	0	814 (189)	3423 (795)
0.75- 1.00	0	3	38	100	99	59	51	41	23	12	2	1	0	0	0	0	0	0	429 (100)	3852 (895)
1.00- 1.25	0	0	3	35	56	31	29	39	14	8	4	0	0	0	0	0	0	0	219 (51)	4071 (945)
1.25- 1.50	0	0	0	9	23	21	33	23	19	9	7	3	0	0	0	0	0	0	147 (34)	4218 (980)
1.50- 1.75	0	0	0	1	6	14	18	6	6	1	1	2	0	0	0	0	0	0	55 (13)	4273 (992)
1.75- 2.00	0	0	0	0	2	5	10	1	0	0	0	0	0	0	0	0	0	0	18 (4)	4291 (997)
2.00- 2.50	0	0	0	0	0	7	4	0	0	0	0	0	0	0	0	0	0	0	11 (3)	4302 (999)
2.50- 3.00	0	0	0	0	0	0	3	0	0	0	0	0	0	0	0	0	0	0	3 (1)	4305 (1000)
3.00- 3.50	0	0	0	0	0	0	1	0	0	0	0	0	0	0	0	0	0	0	1 (0)	4306 (1000)
3.50- 4.00	0	0	0	0	0	0	0	0	0	0	0	0	0	0	0	0	0	0	0 (0)	4306 (1000)
4.00- 4.50	0	0	0	0	0	0	0	0	0	0	0	0	0	0	0	0	0	0	0 (0)	4306 (1000)
4.50- 5.00	0	0	0	0	0	0	0	0	0	0	0	0	0	0	0	0	0	0	0 (0)	4306 (1000)
5.00- 5.50	0	0	0	0	0	0	0	0	0	0	0	0	0	0	0	0	0	0	0 (0)	4306 (1000)
5.50- 6.00	0	0	0	0	0	0	0	0	0	0	0	0	0	0	0	0	0	0	0 (0)	4306 (1000)
6.00- 6.50	0	0	0	0	0	0	0	0	0	0	0	0	0	0	0	0	0	0	0 (0)	4306 (1000)
6.50- 7.00	0	0	0	0	0	0	0	0	0	0	0	0	0	0	0	0	0	0	0 (0)	4306 (1000)
7.00- 8.00	0	0	0	0	0	0	0	0	0	0	0	0	0	0	0	0	0	0	0 (0)	4306 (1000)
8.00- 9.00	0	0	0	0	0	0	0	0	0	0	0	0	0	0	0	0	0	0	0 (0)	4306 (1000)
9.00-10.00	0	0	0	0	0	0	0	0	0	0	0	0	0	0	0	0	0	0	0 (0)	4306 (1000)
10.00-11.00	0	0	0	0	0	0	0	0	0	0	0	0	0	0	0	0	0	0	0 (0)	4306 (1000)
11.00-12.00	0	0	0	0	0	0	0	0	0	0	0	0	0	0	0	0	0	0	0 (0)	4306 (1000)
12.00-	0	0	0	0	0	0	0	0	0	0	0	0	0	0	0	0	0	0	0 (0)	4306 (1000)
TOTAL	23	205	691	1104	777	575	439	272	128	59	20	12	1	0	0	0	0	0	4306	4306
(0.1%)	(5)	(48)	(160)	(256)	(180)	(134)	(102)	(63)	(30)	(14)	(5)	(3)	(0)	(0)	(0)	(0)	(0)	(0)	(1000)	(1000)
MICHO	23	228	919	2023	2800	3375	3814	4086	4214	4273	4293	4305	4306	4306	4306	4306	4306	4306	4306	4306
(0.1%)	(5)	(53)	(213)	(470)	(650)	(784)	(886)	(949)	(979)	(992)	(997)	(1000)	(1000)	(1000)	(1000)	(1000)	(1000)	(1000)	(1000)	(1000)

付表－2.10 e　宮古港　波高・周期別度数分布表（通年）

MIYAKO　　NEN HYO　　81- 7 - 84- 12　　DOSUU BUNPU HYO

H \ T	SEION	3- 4	4- 5	5- 6	6- 7	KISYU 7- 8	USU 8- 9	9-10	10-11	11-12	12-13	13-14	14-15	15-16	16-17	17-18	18-19	19-	H3 TOTAL	T3 MICHO
SEION	41	393	1044	1019	552	235	71	11	3	0	0	0	0	0	0	0	0	0	3369	3369
																			(231)	(231)
0.25- 0.50	48	271	1042	1487	961	666	460	276	125	34	12	2	0	0	0	0	0	0	5384	8753
																			(369)	(600)
0.50- 0.75	0	38	279	900	571	386	248	167	122	73	17	8	1	0	0	0	0	0	2810	11563
																			(193)	(793)
0.75- 1.00	0	5	87	319	437	251	148	87	70	61	15	4	0	0	0	0	0	0	1488	13051
																			(102)	(895)
1.00- 1.25	0	0	15	89	230	131	81	66	39	50	19	4	1	0	0	0	0	0	725	13776
																			(50)	(945)
1.25- 1.50	0	0	2	28	82	66	68	43	32	20	16	4	0	0	0	0	0	0	361	14137
																			(25)	(969)
1.50- 1.75	0	0	1	2	26	55	40	25	16	4	1	2	0	0	0	0	0	0	172	14309
																			(12)	(981)
1.75- 2.00	0	0	0	0	6	24	29	16	10	5	0	1	0	0	0	0	0	0	91	14400
																			(6)	(987)
2.00- 2.50	0	0	0	0	2	26	46	27	9	9	5	0	0	0	0	0	0	0	124	14524
																			(9)	(996)
2.50- 3.00	0	0	0	0	1	5	21	11	4	3	1	0	0	0	0	0	0	0	46	14570
																			(3)	(999)
3.00- 3.50	0	0	0	0	0	1	5	4	0	1	0	0	0	0	0	0	0	0	11	14581
																			(1)	(1000)
3.50- 4.00	0	0	0	0	0	0	1	1	0	0	0	0	0	0	0	0	0	0	2	14583
																			(0)	(1000)
4.00- 4.50	0	0	0	0	0	0	0	0	0	0	0	0	0	0	0	0	0	0	0	14583
																			(0)	(1000)
4.50- 5.00	0	0	0	0	0	0	0	0	0	0	0	0	0	0	0	0	0	0	0	14583
																			(0)	(1000)
5.00- 5.50	0	0	0	0	0	0	0	0	0	0	0	0	0	0	0	0	0	0	0	14583
																			(0)	(1000)
5.50- 6.00	0	0	0	0	0	0	0	0	0	0	0	0	0	0	0	0	0	0	0	14583
																			(0)	(1000)
6.00- 6.50	0	0	0	0	0	0	0	0	0	0	0	0	0	0	0	0	0	0	0	14583
																			(0)	(1000)
6.50- 7.00	0	0	0	0	0	0	0	0	0	0	0	0	0	0	0	0	0	0	0	14583
																			(0)	(1000)
7.00- 8.00	0	0	0	0	0	0	0	0	0	0	0	0	0	0	0	0	0	0	0	14583
																			(0)	(1000)
8.00- 9.00	0	0	0	0	0	0	0	0	0	0	0	0	0	0	0	0	0	0	0	14583
																			(0)	(1000)
9.00-10.00	0	0	0	0	0	0	0	0	0	0	0	0	0	0	0	0	0	0	0	14583
																			(0)	(1000)
10.00-11.00	0	0	0	0	0	0	0	0	0	0	0	0	0	0	0	0	0	0	0	14583
																			(0)	(1000)
11.00-12.00	0	0	0	0	0	0	0	0	0	0	0	0	0	0	0	0	0	0	0	14583
																			(0)	(1000)
12.00-	0	0	0	0	0	0	0	0	0	0	0	0	0	0	0	0	0	0	0	14583
																			(0)	(1000)
TOTAL	89	711	2470	3844	2868	1846	1218	734	430	260	86	25	2	0	0	0	0	0	14583	14583
(0.1%)	(6)	(49)	(169)	(264)	(197)	(127)	(84)	(50)	(29)	(18)	(6)	(2)	(0)	(0)	(0)	(0)	(0)	(0)	(1000)	(1000)
MICHO	89	800	3270	7114	9982	11828	13046	13780	14210	14470	14556	14581	14583	14583	14583	14583	14583	14583	14583	14583
(0.1%)	(6)	(55)	(224)	(488)	(684)	(811)	(895)	(945)	(974)	(992)	(998)	(1000)	(1000)	(1000)	(1000)	(1000)	(1000)	(1000)	(1000)	(1000)

付表－2.10 f　宮古港　波高・周期別出現率表（通年）

MIYAKO　　NEN HYO　　81- 7 - 84- 12　　RITU BUNPU HYO

H \ T	SEION	3- 4	4- 5	5- 6	6- 7	KISYU 7- 8	USU 8- 9	9-10	10-11	11-12	12-13	13-14	14-15	15-16	16-17	17-18	18-19	19-	H3 TOTAL	T3 MICHO
SEION	0.3	2.7	7.2	7.0	3.8	1.6	0.5	0.1	0.0	0.	0.	0.	0.	0.	0.	0.	0.	0.	23.1	23.1
																			(3369)	(3369)
0.25- 0.50	0.3	1.9	7.1	10.2	6.6	4.6	3.2	1.9	0.9	0.2	0.1	0.0	0.	0.	0.	0.	0.	0.	36.9	60.0
																			(5384)	(8753)
0.50- 0.75	0.	0.3	1.9	6.2	3.9	2.6	1.7	1.1	0.8	0.5	0.1	0.1	0.0	0.	0.	0.	0.	0.	19.3	79.3
																			(2810)	(11563)
0.75- 1.00	0.	0.1	0.6	2.2	3.0	1.7	1.0	0.6	0.5	0.4	0.1	0.0	0.	0.	0.	0.	0.	0.	10.2	89.5
																			(1488)	(13051)
1.00- 1.25	0.	0.	0.1	0.6	1.6	0.9	0.6	0.5	0.3	0.3	0.1	0.0	0.0	0.	0.	0.	0.	0.	5.0	94.5
																			(725)	(13776)
1.25- 1.50	0.	0.	0.0	0.2	0.6	0.5	0.5	0.3	0.2	0.1	0.1	0.0	0.	0.	0.	0.	0.	0.	2.5	96.9
																			(361)	(14137)
1.50- 1.75	0.	0.	0.0	0.0	0.2	0.4	0.3	0.2	0.1	0.0	0.0	0.0	0.	0.	0.	0.	0.	0.	1.2	98.1
																			(172)	(14309)
1.75- 2.00	0.	0.	0.	0.	0.0	0.2	0.2	0.1	0.1	0.0	0.	0.0	0.	0.	0.	0.	0.	0.	0.6	98.7
																			(91)	(14400)
2.00- 2.50	0.	0.	0.	0.	0.0	0.2	0.3	0.2	0.1	0.1	0.0	0.	0.	0.	0.	0.	0.	0.	0.9	99.6
																			(124)	(14524)
2.50- 3.00	0.	0.	0.	0.	0.0	0.0	0.1	0.1	0.0	0.0	0.0	0.	0.	0.	0.	0.	0.	0.	0.3	99.9
																			(46)	(14570)
3.00- 3.50	0.	0.	0.	0.	0.	0.0	0.0	0.0	0.	0.0	0.	0.	0.	0.	0.	0.	0.	0.	0.1	100.0
																			(11)	(14581)
3.50- 4.00	0.	0.	0.	0.	0.	0.	0.0	0.0	0.	0.	0.	0.	0.	0.	0.	0.	0.	0.	0.0	100.0
																			(2)	(14583)
4.00- 4.50	0.	0.	0.	0.	0.	0.	0.	0.	0.	0.	0.	0.	0.	0.	0.	0.	0.	0.	0.	100.0
																			(0)	(14583)
4.50- 5.00	0.	0.	0.	0.	0.	0.	0.	0.	0.	0.	0.	0.	0.	0.	0.	0.	0.	0.	0.	100.0
																			(0)	(14583)
5.00- 5.50	0.	0.	0.	0.	0.	0.	0.	0.	0.	0.	0.	0.	0.	0.	0.	0.	0.	0.	0.	100.0
																			(0)	(14583)
5.50- 6.00	0.	0.	0.	0.	0.	0.	0.	0.	0.	0.	0.	0.	0.	0.	0.	0.	0.	0.	0.	100.0
																			(0)	(14583)
6.00- 6.50	0.	0.	0.	0.	0.	0.	0.	0.	0.	0.	0.	0.	0.	0.	0.	0.	0.	0.	0.	100.0
																			(0)	(14583)
6.50- 7.00	0.	0.	0.	0.	0.	0.	0.	0.	0.	0.	0.	0.	0.	0.	0.	0.	0.	0.	0.	100.0
																			(0)	(14583)
7.00- 8.00	0.	0.	0.	0.	0.	0.	0.	0.	0.	0.	0.	0.	0.	0.	0.	0.	0.	0.	0.	100.0
																			(0)	(14583)
8.00- 9.00	0.	0.	0.	0.	0.	0.	0.	0.	0.	0.	0.	0.	0.	0.	0.	0.	0.	0.	0.	100.0
																			(0)	(14583)
9.00-10.00	0.	0.	0.	0.	0.	0.	0.	0.	0.	0.	0.	0.	0.	0.	0.	0.	0.	0.	0.	100.0
																			(0)	(14583)
10.00-11.00	0.	0.	0.	0.	0.	0.	0.	0.	0.	0.	0.	0.	0.	0.	0.	0.	0.	0.	0.	100.0
																			(0)	(14583)
11.00-12.00	0.	0.	0.	0.	0.	0.	0.	0.	0.	0.	0.	0.	0.	0.	0.	0.	0.	0.	0.	100.0
																			(0)	(14583)
12.00-	0.	0.	0.	0.	0.	0.	0.	0.	0.	0.	0.	0.	0.	0.	0.	0.	0.	0.	0.	100.0
																			(0)	(14583)
TOTAL	0.6	4.9	16.9	26.4	19.7	12.7	8.4	5.0	2.9	1.8	0.6	0.2	0.0	0.	0.	0.	0.	0.	100.0	100.0
	89	711	2470	3844	2868	1846	1218	734	430	260	86	25	2	0	0	0	0	0	14583	14583
MICHO	0.6	5.5	22.4	48.8	68.4	81.1	89.5	94.5	97.4	99.2	99.8	100.0	100.0	100.0	100.0	100.0	100.0	100.0	100.0	100.0
	89	800	3270	7114	9982	11828	13046	13780	14210	14470	14556	14581	14583	14583	14583	14583	14583	14583	14583	14583

付表－2.11 a　釜石港　波高・周期別度数分布表（冬季）

KAMAISHI　　KI　HYO　　78- 84　12- 2　　BOSUU BUNPU HYO

H \ T SEION	3- 4	4- 5	5- 6	6- 7	7- 8	8- 9	9-10	10-11	11-12	12-13	13-14	14-15	15-16	16-17	17-18	18-19	19-	N3	T3 TOTAL	MICHO
SEION	1	5	3	11	19	10	20	7	0	1	1	0	0	0	0	0	0	0	78	78
0.25- 0.50	3	140	316	337	294	254	215	108	60	20	5	4	1	0	0	0	0	0	1757	1835
0.50- 0.75	0	13	51	186	278	312	254	141	95	75	46	10	2	0	0	0	0	0	1483	3318
0.75- 1.00	0	0	1	27	62	108	149	186	102	75	27	4	1	0	0	0	0	0	747	4065
1.00- 1.25	0	0	2	13	30	60	99	100	84	53	26	17	3	0	0	0	0	0	487	4552
1.25- 1.50	0	0	0	2	13	26	50	57	49	58	24	11	5	0	0	0	0	0	295	4847
1.50- 1.75	0	0	0	0	8	11	49	42	42	24	13	4	1	0	0	0	0	0	194	5041
1.75- 2.00	0	0	0	1	6	14	20	27	25	18	3	3	0	0	0	0	0	0	117	5158
2.00- 2.50	0	0	0	0	4	23	22	35	30	11	10	0	0	0	0	0	0	0	135	5293
2.50- 3.00	0	0	0	0	0	2	9	11	15	6	0	0	0	0	0	0	0	0	43	5336
3.00- 3.50	0	0	0	0	0	2	3	9	11	5	0	0	0	0	0	0	0	0	30	5366
3.50- 4.00	0	0	0	0	0	0	2	6	9	1	0	0	0	0	0	0	0	0	18	5384
4.00- 4.50	0	0	0	0	0	1	1	1	7	2	0	0	0	0	0	0	0	0	12	5396
4.50- 5.00	0	0	0	0	0	0	2	0	2	6	0	0	0	0	0	0	0	0	10	5406
5.00- 5.50	0	0	0	0	0	0	0	0	0	1	0	0	0	0	0	0	0	0	1	5407
5.50- 6.00	0	0	0	0	0	0	0	0	0	0	0	0	0	0	0	0	0	0	0	5407
6.00- 6.50	0	0	0	0	0	0	0	0	0	0	0	0	0	0	0	0	0	0	0	5407
6.50- 7.00	0	0	0	0	0	0	0	0	0	0	0	0	0	0	0	0	0	0	0	5407
7.00- 8.00	0	0	0	0	0	0	0	0	0	0	0	0	0	0	0	0	0	0	0	5407
8.00- 9.00	0	0	0	0	0	0	0	0	0	0	0	0	0	0	0	0	0	0	0	5407
9.00-10.00	0	0	0	0	0	0	0	0	0	0	0	0	0	0	0	0	0	0	0	5407
10.00-11.00	0	0	0	0	0	0	0	0	0	0	0	0	0	0	0	0	0	0	0	5407
11.00-12.00	0	0	0	0	0	0	0	0	0	0	0	0	0	0	0	0	0	0	0	5407
12.00-	0	0	0	0	0	0	0	0	0	0	0	0	0	0	0	0	0	0	0	5407
TOTAL	4	158	373	577	714	823	895	750	536	356	155	53	13	0	0	0	0	0	5407	5407
(0.1%)	(1)	(29)	(69)	(107)	(132)	(152)	(166)	(139)	(99)	(66)	(29)	(10)	(2)	(0)	(0)	(0)	(0)	(1000)	(1000)	
MICHO	4	162	535	1112	1826	2649	3544	4294	4830	5186	5341	5394	5407	5407	5407	5407	5407	5407	5407	
(0.1%)	(1)	(30)	(99)	(206)	(338)	(490)	(655)	(794)	(893)	(959)	(988)	(998)	(1000)	(1000)	(1000)	(1000)	(1000)	(1000)	(1000)	

付表－2.11 b　釜石港　波高・周期別度数分布表（春季）

KAMAISHI　　KI　HYO　　78- 84　3- 5　　BOSUU BUNPU HYO

H \ T SEION	3- 4	4- 5	5- 6	6- 7	7- 8	8- 9	9-10	10-11	11-12	12-13	13-14	14-15	15-16	16-17	17-18	18-19	19-	N3	T3 TOTAL	MICHO
SEION	13	0	1	0	2	5	7	13	4	0	0	0	0	0	0	0	0	0	45	45
0.25- 0.50	0	35	66	157	226	189	167	119	48	21	4	0	0	0	0	0	0	0	1032	1077
0.50- 0.75	0	3	40	92	240	326	272	158	95	29	5	0	0	0	0	0	0	0	1280	2357
0.75- 1.00	0	1	10	40	101	193	270	158	40	37	5	2	0	0	0	0	0	0	857	3214
1.00- 1.25	0	0	1	14	40	121	107	101	69	30	12	5	0	0	0	0	0	0	500	3714
1.25- 1.50	0	0	0	3	19	55	78	82	46	18	5	3	0	0	0	0	0	0	309	4023
1.50- 1.75	0	0	0	1	11	30	54	84	44	17	5	1	1	0	0	0	0	0	248	4271
1.75- 2.00	0	0	0	0	3	20	44	64	23	8	3	1	0	0	0	0	0	0	166	4437
2.00- 2.50	0	0	0	0	4	31	35	43	31	16	7	1	0	0	0	0	0	0	168	4605
2.50- 3.00	0	0	0	0	0	6	14	27	25	16	8	2	0	0	0	0	0	0	98	4703
3.00- 3.50	0	0	0	0	0	2	8	10	7	13	5	2	0	0	0	0	0	0	47	4750
3.50- 4.00	0	0	0	0	0	0	1	11	7	7	3	0	0	0	0	0	0	0	29	4779
4.00- 4.50	0	0	0	0	0	0	1	0	7	3	2	0	0	0	0	0	0	0	13	4792
4.50- 5.00	0	0	0	0	0	0	0	0	2	1	1	0	0	0	0	0	0	0	4	4796
5.00- 5.50	0	0	0	0	0	0	0	0	0	0	0	0	0	0	0	0	0	0	0	4796
5.50- 6.00	0	0	0	0	0	0	0	0	0	0	0	0	0	0	0	0	0	0	0	4796
6.00- 6.50	0	0	0	0	0	0	0	0	0	0	0	0	0	0	0	0	0	0	0	4796
6.50- 7.00	0	0	0	0	0	0	0	0	0	0	0	0	0	0	0	0	0	0	0	4796
7.00- 8.00	0	0	0	0	0	0	0	0	0	0	0	0	0	0	0	0	0	0	0	4796
8.00- 9.00	0	0	0	0	0	0	0	0	0	0	0	0	0	0	0	0	0	0	0	4796
9.00-10.00	0	0	0	0	0	0	0	0	0	0	0	0	0	0	0	0	0	0	0	4796
10.00-11.00	0	0	0	0	0	0	0	0	0	0	0	0	0	0	0	0	0	0	0	4796
11.00-12.00	0	0	0	0	0	0	0	0	0	0	0	0	0	0	0	0	0	0	0	4796
12.00-	0	0	0	0	0	0	0	0	0	0	0	0	0	0	0	0	0	0	0	4796
TOTAL	13	39	138	307	646	978	1058	870	448	216	65	17	1	0	0	0	0	0	4796	4796
(0.1%)	(3)	(8)	(29)	(64)	(135)	(204)	(221)	(181)	(93)	(45)	(14)	(4)	(0)	(0)	(0)	(0)	(0)	(1000)	(1000)	
MICHO	13	52	190	497	1143	2121	3179	4049	4497	4713	4778	4795	4796	4796	4796	4796	4796	4796	4796	
(0.1%)	(3)	(11)	(40)	(104)	(238)	(442)	(663)	(844)	(938)	(983)	(996)	(1000)	(1000)	(1000)	(1000)	(1000)	(1000)	(1000)	(1000)	

付表－2.11 c　釜石港　波高・周期別度数分布表（夏季）

KAMAISHI　KISYU USW KI HYO　78- 84　6- 8　DOSUU BUNPU HYO　K3 T3

H＼T	SEION	3- 4	4- 5	5- 6	6- 7	7- 8	8- 9	9-10	10-11	11-12	12-13	13-14	14-15	15-16	16-17	17-18	18-19	19-	TOTAL	MICHO
SEION	37	0	0	2	7	8	15	11	1	0	0	0	0	0	0	0	0	0	81 (13)	81 (13)
0.25- 0.50	1	60	225	332	302	260	325	183	39	3	1	0	0	0	0	0	0	0	1731 (272)	1812 (285)
0.50- 0.75	0	7	82	398	615	403	225	116	46	14	0	0	0	0	0	0	0	0	1906 (300)	3718 (584)
0.75- 1.00	0	0	9	94	341	399	184	59	7	7	1	0	0	0	0	0	0	0	1101 (173)	4819 (757)
1.00- 1.25	0	0	1	47	250	203	153	41	4	1	0	0	0	0	0	0	0	0	700 (110)	5519 (867)
1.25- 1.50	0	0	0	10	86	129	92	43	15	0	0	0	0	0	0	0	0	0	375 (59)	5894 (926)
1.50- 1.75	0	0	0	1	23	74	55	37	9	1	0	0	0	0	0	0	0	0	200 (31)	6094 (958)
1.75- 2.00	0	0	0	0	3	39	42	14	4	0	0	0	0	0	0	0	0	0	102 (16)	6196 (974)
2.00- 2.50	0	0	0	0	5	31	39	27	5	2	0	0	0	0	0	0	0	0	109 (17)	6305 (991)
2.50- 3.00	0	0	0	0	1	1	14	27	2	0	0	0	0	0	0	0	0	0	45 (7)	6350 (998)
3.00- 3.50	0	0	0	0	0	0	2	4	0	0	0	0	0	0	0	0	0	0	6 (1)	6356 (999)
3.50- 4.00	0	0	0	0	0	0	1	0	0	0	1	0	0	0	0	0	0	0	2 (0)	6358 (999)
4.00- 4.50	0	0	0	0	0	0	0	0	1	1	0	0	0	0	0	0	0	0	2 (0)	6360 (1000)
4.50- 5.00	0	0	0	0	0	0	0	0	1	2	0	0	0	0	0	0	0	0	3 (0)	6363 (1000)
5.00- 5.50	0	0	0	0	0	0	0	0	0	0	0	0	0	0	0	0	0	0	0 (0)	6363 (1000)
5.50- 6.00	0	0	0	0	0	0	0	0	0	0	0	0	0	0	0	0	0	0	0 (0)	6363 (1000)
6.00- 6.50	0	0	0	0	0	0	0	0	0	0	0	0	0	0	0	0	0	0	0 (0)	6363 (1000)
6.50- 7.00	0	0	0	0	0	0	0	0	0	0	0	0	0	0	0	0	0	0	0 (0)	6363 (1000)
7.00- 8.00	0	0	0	0	0	0	0	0	0	0	0	0	0	0	0	0	0	0	0 (0)	6363 (1000)
8.00- 9.00	0	0	0	0	0	0	0	0	0	0	0	0	0	0	0	0	0	0	0 (0)	6363 (1000)
9.00-10.00	0	0	0	0	0	0	0	0	0	0	0	0	0	0	0	0	0	0	0 (0)	6363 (1000)
10.00-11.00	0	0	0	0	0	0	0	0	0	0	0	0	0	0	0	0	0	0	0 (0)	6363 (1000)
11.00-12.00	0	0	0	0	0	0	0	0	0	0	0	0	0	0	0	0	0	0	0 (0)	6363 (1000)
12.00-	0	0	0	0	0	0	0	0	0	0	0	0	0	0	0	0	0	0	0 (0)	6363 (1000)
TOTAL	38	67	317	884	1633	1547	1147	562	134	31	3	0	0	0	0	0	0	0	6363	6363
(0.1%)	6	11	50	139	257	243	180	88	21	5	0	0	0	0	0	0	0	0	1000	1000
MICHO	38	105	422	1306	2939	4486	5633	6195	6329	6360	6363	6363	6363	6363	6363	6363	6363	6363	6363	6363
(0.1%)	6	17	66	205	462	705	885	974	995	1000	1000	1000	1000	1000	1000	1000	1000	1000	1000	1000

付表－2.11 d　釜石港　波高・周期別度数分布表（秋季）

KAMAISHI　KISYU USW KI HYO　78- 84　9- 11　DOSUU BUNPU HYO　K3 T3

H＼T	SEION	3- 4	4- 5	5- 6	6- 7	7- 8	8- 9	9-10	10-11	11-12	12-13	13-14	14-15	15-16	16-17	17-18	18-19	19-	TOTAL	MICHO
SEION	1	13	4	1	1	2	2	2	1	0	0	0	0	0	0	0	0	0	27 (4)	27 (4)
0.25- 0.50	40	372	521	516	253	134	86	66	8	0	0	0	0	0	0	0	0	0	1996 (283)	2023 (286)
0.50- 0.75	0	63	217	396	501	398	237	112	13	1	0	0	0	0	0	0	0	0	1938 (274)	3961 (561)
0.75- 1.00	1	2	24	122	212	303	250	142	59	6	0	0	0	0	0	0	0	0	1121 (159)	5082 (720)
1.00- 1.25	0	2	2	38	125	205	197	144	40	10	0	0	0	0	0	0	0	0	763 (108)	5845 (828)
1.25- 1.50	0	0	0	7	57	101	97	101	45	23	2	0	0	0	0	0	0	0	433 (61)	6278 (889)
1.50- 1.75	0	0	0	2	25	41	59	80	46	10	1	0	0	0	0	0	0	0	264 (37)	6542 (926)
1.75- 2.00	0	0	0	2	18	31	35	52	30	3	1	0	0	0	0	0	0	0	172 (24)	6714 (951)
2.00- 2.50	0	0	0	0	12	28	51	54	41	6	0	0	0	0	0	0	0	0	192 (27)	6906 (978)
2.50- 3.00	0	0	0	0	2	6	20	39	18	9	1	0	0	0	0	0	0	0	95 (13)	7001 (991)
3.00- 3.50	0	0	0	0	0	3	6	19	16	2	0	0	0	0	0	0	0	0	46 (7)	7047 (998)
3.50- 4.00	0	0	0	0	0	0	0	6	3	1	0	0	0	0	0	0	0	0	10 (1)	7057 (999)
4.00- 4.50	0	0	0	0	0	1	0	0	4	0	0	0	0	0	0	0	0	0	5 (1)	7062 (1000)
4.50- 5.00	0	0	0	0	0	0	0	1	0	0	0	0	0	0	0	0	0	0	1 (0)	7063 (1000)
5.00- 5.50	0	0	0	0	0	0	0	0	0	0	0	0	0	0	0	0	0	0	0 (0)	7063 (1000)
5.50- 6.00	0	0	0	0	0	0	0	0	0	0	0	0	0	0	0	0	0	0	0 (0)	7063 (1000)
6.00- 6.50	0	0	0	0	0	0	0	0	0	0	0	0	0	0	0	0	0	0	0 (0)	7063 (1000)
6.50- 7.00	0	0	0	0	0	0	0	0	0	0	0	0	0	0	0	0	0	0	0 (0)	7063 (1000)
7.00- 8.00	0	0	0	0	0	0	0	0	0	0	0	0	0	0	0	0	0	0	0 (0)	7063 (1000)
8.00- 9.00	0	0	0	0	0	0	0	0	0	0	0	0	0	0	0	0	0	0	0 (0)	7063 (1000)
9.00-10.00	0	0	0	0	0	0	0	0	0	0	0	0	0	0	0	0	0	0	0 (0)	7063 (1000)
10.00-11.00	0	0	0	0	0	0	0	0	0	0	0	0	0	0	0	0	0	0	0 (0)	7063 (1000)
11.00-12.00	0	0	0	0	0	0	0	0	0	0	0	0	0	0	0	0	0	0	0 (0)	7063 (1000)
12.00-	0	0	0	0	0	0	0	0	0	0	0	0	0	0	0	0	0	0	0 (0)	7063 (1000)
TOTAL	42	452	768	1084	1206	1253	1040	818	324	71	5	0	0	0	0	0	0	0	7063	7063
(0.1%)	6	64	109	153	171	177	147	116	46	10	1	0	0	0	0	0	0	0	1000	1000
MICHO	42	494	1262	2346	3552	4805	5845	6663	6987	7058	7063	7063	7063	7063	7063	7063	7063	7063	7063	7063
(0.1%)	6	70	179	332	503	680	828	943	989	999	1000	1000	1000	1000	1000	1000	1000	1000	1000	1000

付表－2.11 e　釜石港　波高・周期別度数分布表（通年）

KAMAISHI　　NEN HYO　　78- 3 - 84- 12　　BOSUU BUNPU KYO

H \ T	SEION	3- 4	4- 5	5- 6	6- 7	KISYU 7- 8	USW 8- 9	9-10	10-11	11-12	12-13	13-14	14-15	15-16	16-17	17-18	18-19	19-	H3 T3 TOTAL	NICHO
SEION	52	19	10	16	29	25	44	33	6	1	1	0	0	0	0	0	0	0	236	236
																			(10)	(10)
0.25- 0.50	45	636	1171	1375	1091	847	794	476	155	44	10	4	1	0	0	0	0	0	6649	6885
																			(277)	(287)
0.50- 0.75	0	86	415	1087	1655	1462	1000	551	249	119	51	10	2	0	0	0	0	0	6687	13572
																			(279)	(566)
0.75- 1.00	1	3	44	289	735	1015	862	556	220	128	33	6	1	0	0	0	0	0	3893	17465
																			(162)	(728)
1.00- 1.25	0	2	6	112	451	591	558	396	205	98	38	22	3	0	0	0	0	0	2482	19947
																			(103)	(831)
1.25- 1.50	0	0	0	22	178	312	325	289	158	101	31	14	5	0	0	0	0	0	1435	21382
																			(60)	(891)
1.50- 1.75	0	0	0	4	67	158	219	245	141	54	19	5	2	0	0	0	0	0	914	22296
																			(38)	(929)
1.75- 2.00	0	0	0	3	31	104	142	157	82	32	7	4	0	0	0	0	0	0	562	22858
																			(23)	(952)
2.00- 2.50	0	0	0	0	25	116	149	160	112	36	17	1	0	0	0	0	0	0	616	23474
																			(26)	(978)
2.50- 3.00	0	0	0	0	3	15	58	104	61	33	9	2	0	0	0	0	0	0	285	23759
																			(12)	(990)
3.00- 3.50	0	0	0	0	0	7	19	42	34	21	5	2	0	0	0	0	0	0	130	23889
																			(5)	(995)
3.50- 4.00	0	0	0	0	0	0	4	23	19	9	4	0	0	0	0	0	0	0	59	23948
																			(2)	(998)
4.00- 4.50	0	0	0	0	0	2	2	1	19	6	2	0	0	0	0	0	0	0	32	23980
																			(1)	(999)
4.50- 5.00	0	0	0	0	0	0	2	1	5	9	1	0	0	0	0	0	0	0	18	23998
																			(1)	(1000)
5.00- 5.50	0	0	0	0	0	0	0	0	0	1	0	0	0	0	0	0	0	0	1	23999
																			(0)	(1000)
5.50- 6.00	0	0	0	0	0	0	0	0	0	0	0	0	0	0	0	0	0	0	0	23999
																			(0)	(1000)
6.00- 6.50	0	0	0	0	0	0	0	0	0	0	0	0	0	0	0	0	0	0	0	23999
																			(0)	(1000)
6.50- 7.00	0	0	0	0	0	0	0	0	0	0	0	0	0	0	0	0	0	0	0	23999
																			(0)	(1000)
7.00- 8.00	0	0	0	0	0	0	0	0	0	0	0	0	0	0	0	0	0	0	0	23999
																			(0)	(1000)
8.00- 9.00	0	0	0	0	0	0	0	0	0	0	0	0	0	0	0	0	0	0	0	23999
																			(0)	(1000)
9.00-10.00	0	0	0	0	0	0	0	0	0	0	0	0	0	0	0	0	0	0	0	23999
																			(0)	(1000)
10.00-11.00	0	0	0	0	0	0	0	0	0	0	0	0	0	0	0	0	0	0	0	23999
																			(0)	(1000)
11.00-12.00	0	0	0	0	0	0	0	0	0	0	0	0	0	0	0	0	0	0	0	23999
																			(0)	(1000)
12.00-	0	0	0	0	0	0	0	0	0	0	0	0	0	0	0	0	0	0	0	23999
																			(0)	(1000)
TOTAL	98	746	1646	2908	4265	4654	4178	3034	1466	692	228	70	14	0	0	0	0	0	23999	23999
(0.1%)	(4)	(31)	(69)	(121)	(178)	(194)	(174)	(126)	(61)	(29)	(10)	(3)	(1)	(0)	(0)	(0)	(0)	(0)	(1000)	(1000)
NICHO	98	844	2490	5398	9663	14317	18495	21529	22995	23687	23915	23985	23999	23999	23999	23999	23999	23999	23999	23999
(0.1%)	(4)	(35)	(104)	(225)	(403)	(597)	(771)	(897)	(958)	(987)	(996)	(999)	(1000)	(1000)	(1000)	(1000)	(1000)	(1000)	(1000)	(1000)

付表－2.11 f　釜石港　波高・周期別出現率表（通年）

KAMAISHI　　NEN HYO　　78- 3 - 84- 12　　RITU BUNPU KYO

H \ T	SEION	3- 4	4- 5	5- 6	6- 7	KISYU 7- 8	USW 8- 9	9-10	10-11	11-12	12-13	13-14	14-15	15-16	16-17	17-18	18-19	19-	H3 T3 TOTAL	NICHO
SEION	0.2	0.1	0.0	0.1	0.1	0.1	0.2	0.1	0.0	0.0	0.0	0.	0.	0.	0.	0.	0.	0.	1.0	1.0
																			(236)	(236)
0.25- 0.50	0.2	2.7	4.9	5.7	4.5	3.5	3.3	2.0	0.6	0.2	0.0	0.0	0.0	0.	0.	0.	0.	0.	27.7	28.7
																			(6649)	(6885)
0.50- 0.75	0.	0.4	1.7	4.5	6.9	6.1	4.2	2.3	1.0	0.5	0.2	0.0	0.0	0.	0.	0.	0.	0.	27.9	56.6
																			(6687)	(13572)
0.75- 1.00	0.0	0.0	0.2	1.2	3.1	4.2	3.6	2.3	0.9	0.5	0.1	0.0	0.0	0.	0.	0.	0.	0.	16.2	72.8
																			(3893)	(17465)
1.00- 1.25	0.	0.0	0.0	0.5	1.9	2.5	2.3	1.7	0.9	0.4	0.2	0.1	0.0	0.	0.	0.	0.	0.	10.3	83.1
																			(2482)	(19947)
1.25- 1.50	0.	0.	0.	0.1	0.7	1.3	1.4	1.2	0.7	0.4	0.1	0.1	0.0	0.	0.	0.	0.	0.	6.0	89.1
																			(1435)	(21382)
1.50- 1.75	0.	0.	0.	0.0	0.3	0.7	0.9	1.0	0.6	0.2	0.1	0.0	0.0	0.	0.	0.	0.	0.	3.8	92.9
																			(914)	(22296)
1.75- 2.00	0.	0.	0.	0.0	0.1	0.4	0.6	0.7	0.3	0.1	0.0	0.0	0.	0.	0.	0.	0.	0.	2.3	95.2
																			(562)	(22858)
2.00- 2.50	0.	0.	0.	0.	0.1	0.5	0.6	0.7	0.5	0.2	0.1	0.0	0.	0.	0.	0.	0.	0.	2.6	97.8
																			(616)	(23474)
2.50- 3.00	0.	0.	0.	0.	0.0	0.1	0.2	0.4	0.3	0.1	0.0	0.0	0.	0.	0.	0.	0.	0.	1.2	99.0
																			(285)	(23759)
3.00- 3.50	0.	0.	0.	0.	0.	0.0	0.1	0.2	0.1	0.1	0.0	0.0	0.	0.	0.	0.	0.	0.	0.5	99.5
																			(130)	(23889)
3.50- 4.00	0.	0.	0.	0.	0.	0.	0.0	0.1	0.1	0.0	0.0	0.	0.	0.	0.	0.	0.	0.	0.2	99.8
																			(59)	(23948)
4.00- 4.50	0.	0.	0.	0.	0.	0.0	0.0	0.0	0.1	0.0	0.0	0.	0.	0.	0.	0.	0.	0.	0.1	99.9
																			(32)	(23980)
4.50- 5.00	0.	0.	0.	0.	0.	0.	0.0	0.0	0.0	0.0	0.0	0.	0.	0.	0.	0.	0.	0.	0.1	100.0
																			(18)	(23998)
5.00- 5.50	0.	0.	0.	0.	0.	0.	0.	0.	0.	0.0	0.	0.	0.	0.	0.	0.	0.	0.	0.0	100.0
																			(1)	(23999)
5.50- 6.00	0.	0.	0.	0.	0.	0.	0.	0.	0.	0.	0.	0.	0.	0.	0.	0.	0.	0.	0.	100.0
																			(0)	(23999)
6.00- 6.50	0.	0.	0.	0.	0.	0.	0.	0.	0.	0.	0.	0.	0.	0.	0.	0.	0.	0.	0.	100.0
																			(0)	(23999)
6.50- 7.00	0.	0.	0.	0.	0.	0.	0.	0.	0.	0.	0.	0.	0.	0.	0.	0.	0.	0.	0.	100.0
																			(0)	(23999)
7.00- 8.00	0.	0.	0.	0.	0.	0.	0.	0.	0.	0.	0.	0.	0.	0.	0.	0.	0.	0.	0.	100.0
																			(0)	(23999)
8.00- 9.00	0.	0.	0.	0.	0.	0.	0.	0.	0.	0.	0.	0.	0.	0.	0.	0.	0.	0.	0.	100.0
																			(0)	(23999)
9.00-10.00	0.	0.	0.	0.	0.	0.	0.	0.	0.	0.	0.	0.	0.	0.	0.	0.	0.	0.	0.	100.0
																			(0)	(23999)
10.00-11.00	0.	0.	0.	0.	0.	0.	0.	0.	0.	0.	0.	0.	0.	0.	0.	0.	0.	0.	0.	100.0
																			(0)	(23999)
11.00-12.00	0.	0.	0.	0.	0.	0.	0.	0.	0.	0.	0.	0.	0.	0.	0.	0.	0.	0.	0.	100.0
																			(0)	(23999)
12.00-	0.	0.	0.	0.	0.	0.	0.	0.	0.	0.	0.	0.	0.	0.	0.	0.	0.	0.	0.	100.0
																			(0)	(23999)
TOTAL	0.4	3.1	6.9	12.1	17.8	19.4	17.4	12.6	6.1	2.9	1.0	0.3	0.1	0.	0.	0.	0.	0.	100.0	100.0
	98	746	1646	2908	4265	4654	4178	3034	1466	692	228	70	14	0	0	0	0	0	23999	23999
NICHO	0.4	3.5	10.4	22.5	40.3	59.7	77.1	89.7	95.8	98.7	99.6	99.9	100.0	100.0	100.0	100.0	100.0	100.0	100.0	100.0
	98	844	2490	5398	9663	14317	18495	21529	22995	23687	23915	23985	23999	23999	23999	23999	23999	23999	23999	23999

付表－2.12 a　仙台新港　波高・周期別度数分布表（冬季）

SENDAISHINKO　　KI HYO　　78- 84 , 12- 2　　BOSUU BUNPU HYO

H \ T	SEION	3- 4	4- 5	5- 6	6- 7	KISYU 7- 8	USW 8- 9	9-10	10-11	11-12	12-13	13-14	14-15	15-16	16-17	17-18	18-19	19-	H3 T3 TOTAL	NICHO
SEION	8	36	58	100	138	152	84	28	0	0	0	0	0	0	0	0	0	0	604	604
																			(108)	(108)
0.25- 0.50	62	102	158	224	304	348	376	318	181	59	16	6	2	0	0	0	0	0	2156	2760
																			(387)	(495)
0.50- 0.75	14	23	63	94	131	133	190	284	270	178	75	16	4	0	0	0	0	0	1475	4235
																			(265)	(760)
0.75- 1.00	1	8	29	54	50	61	71	99	122	99	49	27	4	0	0	0	0	0	674	4909
																			(121)	(881)
1.00- 1.25	0	0	11	23	32	24	35	44	62	42	23	11	1	0	0	0	0	0	308	5217
																			(55)	(936)
1.25- 1.50	0	0	1	14	9	18	13	24	41	22	9	4	1	0	0	0	0	0	156	5373
																			(28)	(964)
1.50- 1.75	0	0	0	3	2	6	7	16	20	6	2	1	1	0	0	0	0	0	44	5437
																			(11)	(975)
1.75- 2.00	0	0	0	3	1	4	12	8	8	7	2	0	0	0	0	0	0	0	45	5482
																			(8)	(983)
2.00- 2.50	0	0	0	0	1	3	2	4	10	14	5	1	0	0	0	0	0	0	40	5522
																			(7)	(990)
2.50- 3.00	0	0	0	0	1	1	6	5	3	2	2	2	0	0	0	0	0	0	22	5544
																			(4)	(994)
3.00- 3.50	0	0	0	0	0	1	1	1	3	2	2	2	0	0	0	0	0	0	12	5556
																			(2)	(997)
3.50- 4.00	0	0	0	0	0	0	0	0	0	6	3	0	0	0	0	0	0	0	9	5565
																			(2)	(998)
4.00- 4.50	0	0	0	0	0	0	0	0	1	0	2	1	0	0	0	0	0	0	4	5569
																			(1)	(999)
4.50- 5.00	0	0	0	0	0	0	0	0	0	1	0	2	0	0	0	0	0	0	3	5572
																			(1)	(999)
5.00- 5.50	0	0	0	0	0	0	0	1	1	1	0	0	0	0	0	0	0	0	3	5575
																			(1)	(1000)
5.50- 6.00	0	0	0	0	0	0	0	0	0	0	0	0	0	0	0	0	0	0	0	5575
																			(0)	(1000)
6.00- 6.50	0	0	0	0	0	0	0	0	0	0	0	0	0	0	0	0	0	0	0	5575
																			(0)	(1000)
6.50- 7.00	0	0	0	0	0	0	0	0	0	0	0	0	0	0	0	0	0	0	0	5575
																			(0)	(1000)
7.00- 8.00	0	0	0	0	0	0	0	0	0	0	0	0	0	0	0	0	0	0	0	5575
																			(0)	(1000)
8.00- 9.00	0	0	0	0	0	0	0	0	0	0	0	0	0	0	0	0	0	0	0	5575
																			(0)	(1000)
9.00-10.00	0	0	0	0	0	0	0	0	0	0	0	0	0	0	0	0	0	0	0	5575
																			(0)	(1000)
10.00-11.00	0	0	0	0	0	0	0	0	0	0	0	0	0	0	0	0	0	0	0	5575
																			(0)	(1000)
11.00-12.00	0	0	0	0	0	0	0	0	0	0	0	0	0	0	0	0	0	0	0	5575
																			(0)	(1000)
12.00-	0	0	0	0	0	0	0	0	0	0	0	0	0	0	0	0	0	0	0	5575
																			(0)	(1000)
TOTAL	85	169	320	515	669	751	797	832	722	439	190	73	13	0	0	0	0	0	5575	5575
(0.1%)	(15)	(30)	(57)	(92)	(120)	(135)	(143)	(149)	(130)	(79)	(34)	(13)	(2)	(0)	(0)	(0)	(0)	(0)	(1000)	(1000)
NICHO	85	254	574	1089	1758	2509	3306	4138	4860	5299	5489	5562	5575	5575	5575	5575	5575	5575	5575	5575
(0.1%)	(15)	(46)	(103)	(195)	(315)	(450)	(593)	(742)	(872)	(950)	(985)	(998)	(1000)	(1000)	(1000)	(1000)	(1000)	(1000)	(1000)	(1000)

付表－2.12 b　仙台新港　波高・周期別度数分布表（春季）

SENDAISHINKO　　KI HYO　　79- 84　3- 5　　BOSUU BUNPU HYO

H \ T	SEION	3- 4	4- 5	5- 6	6- 7	KISYU 7- 8	USW 8- 9	9-10	10-11	11-12	12-13	13-14	14-15	15-16	16-17	17-18	18-19	19-	H3 T3 TOTAL	NICHO
SEION	0	3	5	9	12	11	7	1	1	0	0	0	0	0	0	0	0	0	49	49
																			(8)	(8)
0.25- 0.50	7	33	80	176	200	201	191	133	56	10	0	0	0	0	0	0	0	0	1087	1136
																			(187)	(195)
0.50- 0.75	5	40	132	300	386	344	281	153	91	32	12	3	0	0	0	0	0	0	1779	2915
																			(305)	(500)
0.75- 1.00	0	13	84	145	255	262	240	120	58	28	11	2	3	0	0	0	0	0	1223	4138
																			(210)	(710)
1.00- 1.25	0	2	47	55	109	135	175	99	37	9	3	1	4	0	0	0	0	0	676	4814
																			(116)	(826)
1.25- 1.50	0	1	17	35	42	57	108	70	35	13	1	0	0	0	0	0	0	0	379	5193
																			(65)	(891)
1.50- 1.75	0	0	2	15	26	27	48	76	26	9	2	0	0	0	0	0	0	0	251	5444
																			(43)	(934)
1.75- 2.00	0	0	0	5	8	26	40	43	36	2	3	0	0	0	0	0	0	0	163	5607
																			(28)	(962)
2.00- 2.50	0	0	0	2	6	10	18	50	41	12	12	0	0	0	0	0	0	0	151	5758
																			(26)	(988)
2.50- 3.00	0	0	0	0	1	1	3	7	13	14	0	0	0	0	0	0	0	0	39	5797
																			(7)	(995)
3.00- 3.50	0	0	0	0	0	1	2	1	5	3	2	0	0	0	0	0	0	0	14	5811
																			(2)	(997)
3.50- 4.00	0	0	0	0	0	0	2	4	3	2	0	0	0	0	0	0	0	0	11	5822
																			(2)	(999)
4.00- 4.50	0	0	0	0	0	0	0	1	1	2	0	0	0	0	0	0	0	0	4	5826
																			(1)	(1000)
4.50- 5.00	0	0	0	0	0	0	0	0	0	1	1	0	0	0	0	0	0	0	2	5828
																			(0)	(1000)
5.00- 5.50	0	0	0	0	0	0	0	0	0	0	0	0	0	0	0	0	0	0	0	5828
																			(0)	(1000)
5.50- 6.00	0	0	0	0	0	0	0	0	0	0	0	0	0	0	0	0	0	0	0	5828
																			(0)	(1000)
6.00- 6.50	0	0	0	0	0	0	0	0	0	0	0	0	0	0	0	0	0	0	0	5828
																			(0)	(1000)
6.50- 7.00	0	0	0	0	0	0	0	0	0	0	0	0	0	0	0	0	0	0	0	5828
																			(0)	(1000)
7.00- 8.00	0	0	0	0	0	0	0	0	0	0	0	0	0	0	0	0	0	0	0	5828
																			(0)	(1000)
8.00- 9.00	0	0	0	0	0	0	0	0	0	0	0	0	0	0	0	0	0	0	0	5828
																			(0)	(1000)
9.00-10.00	0	0	0	0	0	0	0	0	0	0	0	0	0	0	0	0	0	0	0	5828
																			(0)	(1000)
10.00-11.00	0	0	0	0	0	0	0	0	0	0	0	0	0	0	0	0	0	0	0	5828
																			(0)	(1000)
11.00-12.00	0	0	0	0	0	0	0	0	0	0	0	0	0	0	0	0	0	0	0	5828
																			(0)	(1000)
12.00-	0	0	0	0	0	0	0	0	0	0	0	0	0	0	0	0	0	0	0	5828
																			(0)	(1000)
TOTAL	12	92	369	742	1045	1075	1135	758	403	137	47	6	7	0	0	0	0	0	5828	5828
(0.1%)	(2)	(16)	(63)	(127)	(179)	(184)	(195)	(130)	(69)	(24)	(8)	(1)	(1)	(0)	(0)	(0)	(0)	(0)	(1000)	(1000)
NICHO	12	104	473	1215	2260	3335	4470	5228	5631	5768	5815	5821	5828	5828	5828	5828	5828	5828	5828	5828
(0.1%)	(2)	(18)	(81)	(208)	(388)	(572)	(767)	(897)	(966)	(990)	(998)	(999)	(1000)	(1000)	(1000)	(1000)	(1000)	(1000)	(1000)	(1000)

付表－2.12 c　仙台新港　波高・周期別度数分布表（夏季）

SENDAISHINKO　　KISYU USU　　KI HYO　　79- 84　6- 8　　DOSUU BUNPU HYO

H \ T	SEION	3- 4	4- 5	5- 6	6- 7	7- 8	8- 9	9-10	10-11	11-12	12-13	13-14	14-15	15-16	16-17	17-18	18-19	19-	H3 T3 TOTAL	MICHO
SEION	1	0	0	0	0	0	0	0	0	0	0	0	0	0	0	0	0	0	1	1
																			(0)(	0)
0.25- 0.50	0	0	22	135	258	149	37	7	1	0	0	0	0	0	0	0	0	0	409	610
																			(95)(	95)
0.50- 0.75	0	7	129	423	905	822	317	65	4	0	0	0	0	0	0	0	0	0	2672	3282
																			(415)(	509)
0.75- 1.00	0	2	63	186	463	536	294	95	29	8	1	0	0	0	0	0	0	0	1677	4959
																			(260)(	770)
1.00- 1.25	0	0	25	67	123	242	199	85	45	15	0	0	0	0	0	0	0	0	801	5760
																			(124)(	894)
1.25- 1.50	0	0	7	30	28	88	79	34	52	23	2	0	0	0	0	0	0	0	343	6103
																			(53)(	947)
1.50- 1.75	0	0	2	17	20	35	39	19	13	10	10	0	0	0	0	0	0	0	165	6268
																			(26)(	973)
1.75- 2.00	0	0	0	5	8	18	18	18	6	4	5	0	0	0	0	0	0	0	82	6350
																			(13)(	986)
2.00- 2.50	0	0	0	4	9	9	8	14	6	10	4	1	0	0	0	0	0	0	65	6415
																			(10)(	996)
2.50- 3.00	0	0	0	0	3	3	0	2	3	5	3	0	0	0	0	0	0	0	19	6434
																			(3)(	999)
3.00- 3.50	0	0	0	0	0	1	0	0	0	0	2	0	0	0	0	0	0	0	3	6437
																			(0)(	999)
3.50- 4.00	0	0	0	0	0	1	2	0	0	0	1	0	0	0	0	0	0	0	4	6441
																			(1)(1000)	
4.00- 4.50	0	0	0	0	0	0	1	1	0	0	0	0	0	0	0	0	0	0	2	6443
																			(0)(1000)	
4.50- 5.00	0	0	0	0	0	0	0	0	0	0	0	0	0	0	0	0	0	0	0	6443
																			(0)(1000)	
5.00- 5.50	0	0	0	0	0	0	0	0	0	0	0	0	0	0	0	0	0	0	0	6443
																			(0)(1000)	
5.50- 6.00	0	0	0	0	0	0	0	0	0	0	0	0	0	0	0	0	0	0	0	6443
																			(0)(1000)	
6.00- 6.50	0	0	0	0	0	0	0	0	0	0	0	0	0	0	0	0	0	0	0	6443
																			(0)(1000)	
6.50- 7.00	0	0	0	0	0	0	0	0	0	0	0	0	0	0	0	0	0	0	0	6443
																			(0)(1000)	
7.00- 8.00	0	0	0	0	0	0	0	0	0	0	0	0	0	0	0	0	0	0	0	6443
																			(0)(1000)	
8.00- 9.00	0	0	0	0	0	0	0	0	0	0	0	0	0	0	0	0	0	0	0	6443
																			(0)(1000)	
9.00-10.00	0	0	0	0	0	0	0	0	0	0	0	0	0	0	0	0	0	0	0	6443
																			(0)(1000)	
10.00-11.00	0	0	0	0	0	0	0	0	0	0	0	0	0	0	0	0	0	0	0	6443
																			(0)(1000)	
11.00-12.00	0	0	0	0	0	0	0	0	0	0	0	0	0	0	0	0	0	0	0	6443
																			(0)(1000)	
12.00-	0	0	0	0	0	0	0	0	0	0	0	0	0	0	0	0	0	0	0	6443
																			(0)(1000)	
TOTAL	1	9	248	867	1817	1904	994	340	159	75	28	1	0	0	0	0	0	0	6443	6443
(0.1%)	(0)(	1)(	38)(	135)(	282)(	296)(	154)(	53)(	25)(	12)(	4)(	0)(	0)(	0)(	0)(	0)(	0)(	0)(1000)	(1000)
MICHO	1	10	258	1125	2942	4846	5840	6180	6339	6414	6442	6443	6443	6443	6443	6443	6443	6443	6443	6443
(0.1%)	(0)(	2)(	40)(	175)(	457)(	752)(	906)(	959)(	984)(	995)(1000)(1000)(1000)(1000)(1000)(1000)(1000)(1000)(1000)(1000)										

付表－2.12 d　仙台新港　波高・周期別度数分布表（秋季）

SENDAISHINKO　　KISYU USU　　KI HYO　　79- 84　9- 11　　DOSUU BUNPU HYO

H \ T	SEION	3- 4	4- 5	5- 6	6- 7	7- 8	8- 9	9-10	10-11	11-12	12-13	13-14	14-15	15-16	16-17	17-18	18-19	19-	H3 T3 TOTAL	MICHO
SEION	1	6	15	23	34	19	23	4	3	0	0	0	0	0	0	0	0	0	128	128
																			(26)(	26)
0.25- 0.50	13	34	71	97	212	242	227	135	42	13	1	1	0	0	0	0	0	0	1088	1216
																			(223)(	249)
0.50- 0.75	0	20	58	147	247	374	292	146	43	10	3	0	0	0	0	0	0	0	1340	2556
																			(275)(	524)
0.75- 1.00	0	1	27	78	155	255	217	129	64	12	0	0	1	0	0	0	0	0	939	3495
																			(192)(	716)
1.00- 1.25	0	0	12	55	59	97	112	96	53	29	0	0	0	0	0	0	0	0	513	4008
																			(105)(	821)
1.25- 1.50	0	0	3	26	34	66	69	83	68	26	5	1	0	0	0	0	0	0	381	4389
																			(78)(	900)
1.50- 1.75	0	0	1	7	12	16	36	48	35	23	9	1	0	0	0	0	0	0	188	4577
																			(39)(	938)
1.75- 2.00	0	0	0	12	12	9	14	16	16	8	3	4	1	0	0	0	0	0	95	4672
																			(19)(	958)
2.00- 2.50	0	0	0	3	15	7	12	17	13	27	13	2	1	0	0	0	0	0	110	4782
																			(23)(	980)
2.50- 3.00	0	0	0	0	1	5	3	6	12	17	10	7	2	0	0	0	0	0	63	4845
																			(13)(	993)
3.00- 3.50	0	0	0	0	0	1	2	0	5	4	0	3	1	1	0	0	0	0	17	4862
																			(3)(	997)
3.50- 4.00	0	0	0	0	0	0	1	3	1	4	0	0	0	0	0	0	0	0	9	4871
																			(2)(	998)
4.00- 4.50	0	0	0	0	0	0	2	1	0	0	0	0	0	0	0	0	0	0	3	4874
																			(1)(	999)
4.50- 5.00	0	0	0	0	0	0	0	2	0	1	0	0	0	0	0	0	0	0	3	4877
																			(1)(1000)	
5.00- 5.50	0	0	0	0	0	0	0	1	1	0	0	0	0	0	0	0	0	0	2	4879
																			(0)(1000)	
5.50- 6.00	0	0	0	0	0	0	0	0	0	0	0	0	0	0	0	0	0	0	0	4879
																			(0)(1000)	
6.00- 6.50	0	0	0	0	0	0	0	0	0	0	0	0	0	0	0	0	0	0	0	4879
																			(0)(1000)	
6.50- 7.00	0	0	0	0	0	0	0	0	0	0	0	0	0	0	0	0	0	0	0	4879
																			(0)(1000)	
7.00- 8.00	0	0	0	0	0	0	0	0	0	0	0	0	0	0	0	0	0	0	0	4879
																			(0)(1000)	
8.00- 9.00	0	0	0	0	0	0	0	0	0	0	0	0	0	0	0	0	0	0	0	4879
																			(0)(1000)	
9.00-10.00	0	0	0	0	0	0	0	0	0	0	0	0	0	0	0	0	0	0	0	4879
																			(0)(1000)	
10.00-11.00	0	0	0	0	0	0	0	0	0	0	0	0	0	0	0	0	0	0	0	4879
																			(0)(1000)	
11.00-12.00	0	0	0	0	0	0	0	0	0	0	0	0	0	0	0	0	0	0	0	4879
																			(0)(1000)	
12.00-	0	0	0	0	0	0	0	0	0	0	0	0	0	0	0	0	0	0	0	4879
																			(0)(1000)	
TOTAL	14	61	187	448	781	1091	1010	687	356	174	44	19	6	1	0	0	0	0	4879	4879
(0.1%)	(3)(	13)(	38)(	92)(	160)(	224)(	207)(	141)(	73)(	36)(	9)(	4)(	1)(	0)(	0)(	0)(	0)(	0)(1000)	(1000)
MICHO	14	75	262	710	1491	2582	3592	4279	4635	4809	4853	4872	4878	4879	4879	4879	4879	4879	4879	4879
(0.1%)	(3)(	15)(	54)(	146)(	306)(	529)(	736)(	877)(	950)(	986)(	995)(	999)(1000)(1000)(1000)(1000)(1000)(1000)(1000)(1000)								

付表－2.12 e　仙台新港　波高・周期別度数分布表（通年）

SENDAISHINKO　NEN HYO　79- 1 - 84- 12　BOSUU BUNPU HYO

H \ T	SEION	3- 4	4- 5	5- 6	6- 7	KISYU 7- 8	USW 8- 9	9-10	10-11	11-12	12-13	13-14	14-15	15-16	16-17	17-18	18-19	19-	TOTAL	H3 T3 NICHO
SEION	10	46	82	139	194	191	116	36	4	0	0	0	0	0	0	0	0	0	818	818
																			(35)	(35)
0.25- 0.50	32	175	340	641	984	972	855	606	294	82	17	7	2	0	0	0	0	0	5057	5875
																			(219)	(254)
0.50- 0.75	19	90	390	978	1685	1696	1102	670	424	229	93	19	4	0	0	0	0	0	7399	13274
																			(320)	(575)
0.75- 1.00	1	24	206	467	932	1126	829	449	278	149	62	29	8	0	0	0	0	0	4560	17834
																			(197)	(772)
1.00- 1.25	0	2	95	200	328	503	526	327	205	97	26	12	5	0	0	0	0	0	2324	20158
																			(101)	(873)
1.25- 1.50	0	1	28	105	113	229	269	212	199	85	17	5	1	0	0	0	0	0	1264	21422
																			(55)	(927)
1.50- 1.75	0	0	5	42	60	84	150	159	94	50	23	2	1	0	0	0	0	0	670	22092
																			(29)	(956)
1.75- 2.00	0	0	0	25	29	57	84	86	66	22	13	4	1	0	0	0	0	0	387	22479
																			(17)	(973)
2.00- 2.50	0	0	0	9	31	29	40	85	70	63	35	4	1	0	0	0	0	0	367	22846
																			(16)	(989)
2.50- 3.00	0	0	0	0	6	10	12	20	32	40	15	9	2	0	0	0	0	0	146	22992
																			(6)	(995)
3.00- 3.50	0	0	0	0	0	4	5	2	13	9	6	5	1	1	0	0	0	0	46	23038
																			(2)	(997)
3.50- 4.00	0	0	0	0	0	1	5	7	4	12	4	0	0	0	0	0	0	0	33	23071
																			(1)	(999)
4.00- 4.50	0	0	0	0	0	0	3	3	2	2	2	1	0	0	0	0	0	0	13	23084
																			(1)	(999)
4.50- 5.00	0	0	0	0	0	0	0	2	0	3	1	2	0	0	0	0	0	0	8	23092
																			(0)	(1000)
5.00- 5.50	0	0	0	0	0	0	0	2	2	1	0	0	0	0	0	0	0	0	5	23097
																			(0)	(1000)
5.50- 6.00	0	0	0	0	0	0	0	0	0	0	0	0	0	0	0	0	0	0	0	23097
																			(0)	(1000)
6.00- 6.50	0	0	0	0	0	0	0	0	0	0	0	0	0	0	0	0	0	0	0	23097
																			(0)	(1000)
6.50- 7.00	0	0	0	0	0	0	0	0	0	0	0	0	0	0	0	0	0	0	0	23097
																			(0)	(1000)
7.00- 8.00	0	0	0	0	0	0	0	0	0	0	0	0	0	0	0	0	0	0	0	23097
																			(0)	(1000)
8.00- 9.00	0	0	0	0	0	0	0	0	0	0	0	0	0	0	0	0	0	0	0	23097
																			(0)	(1000)
9.00-10.00	0	0	0	0	0	0	0	0	0	0	0	0	0	0	0	0	0	0	0	23097
																			(0)	(1000)
10.00-11.00	0	0	0	0	0	0	0	0	0	0	0	0	0	0	0	0	0	0	0	23097
																			(0)	(1000)
11.00-12.00	0	0	0	0	0	0	0	0	0	0	0	0	0	0	0	0	0	0	0	23097
																			(0)	(1000)
12.00-	0	0	0	0	0	0	0	0	0	0	0	0	0	0	0	0	0	0	0	23097
																			(0)	(1000)
TOTAL	112	338	1146	2606	4362	4902	3994	2666	1687	844	314	99	26	1	0	0	0	0	23097	23097
(0.1%)	(5)	(15)	(50)	(113)	(189)	(212	(173)	(115)	(73)	(37)	(14)	(4)	(1)	(0)	(0)	(0)	(0)	(0)	(1000)	(1000)
NICHO	112	450	1596	4202	8564	13466	17460	20126	21813	22657	22971	23070	23096	23097	23097	23097	23097	23097	23097	23097
(0.1%)	(5)	(19)	(69)	(182)	(371)	(583)	(756)	(871)	(944)	(981)	(995)	(999)	(1000)	(1000)	(1000)	(1000)	(1000)	(1000)	(1000)	(1000)

付表－2.12 f　仙台新港　波高・周期別出現率表（通年）

SENDAISHINKO　NEN HYO　79- 1 - 84- 12　RITU BUNPU HYO

H \ T	SEION	3- 4	4- 5	5- 6	6- 7	KISYU 7- 8	USW 8- 9	9-10	10-11	11-12	12-13	13-14	14-15	15-16	16-17	17-18	18-19	19-	TOTAL	H3 T3 NICHO
SEION	0.0	0.2	0.4	0.6	0.8	0.8	0.5	0.2	0.0	0.	0.	0.	0.	0.	0.	0.	0.	0.	3.5	3.5
																			(818)	(818)
0.25- 0.50	0.4	0.8	1.5	2.8	4.3	4.2	3.7	2.6	1.3	0.4	0.1	0.0	0.0	0.	0.	0.	0.	0.	21.9	25.4
																			(5057)	(5875)
0.50- 0.75	0.1	0.4	1.7	4.2	7.3	7.3	4.8	2.9	1.8	1.0	0.4	0.1	0.0	0.	0.	0.	0.	0.	32.0	57.5
																			(7399)	(13274)
0.75- 1.00	0.0	0.1	0.9	2.0	4.0	4.9	3.6	1.9	1.2	0.6	0.3	0.1	0.0	0.	0.	0.	0.	0.	19.7	77.2
																			(4560)	(17834)
1.00- 1.25	0.	0.0	0.4	0.9	1.4	2.2	2.3	1.4	0.9	0.4	0.1	0.1	0.0	0.	0.	0.	0.	0.	10.1	87.3
																			(2324)	(20158)
1.25- 1.50	0.	0.0	0.1	0.5	0.5	1.0	1.2	0.9	0.9	0.4	0.1	0.0	0.0	0.	0.	0.	0.	0.	5.5	92.7
																			(1264)	(21422)
1.50- 1.75	0.	0.	0.0	0.2	0.3	0.4	0.6	0.7	0.4	0.2	0.1	0.0	0.0	0.	0.	0.	0.	0.	2.9	95.6
																			(670)	(22092)
1.75- 2.00	0.	0.	0.	0.1	0.1	0.2	0.4	0.4	0.3	0.1	0.1	0.0	0.0	0.	0.	0.	0.	0.	1.7	97.3
																			(387)	(22479)
2.00- 2.50	0.	0.	0.	0.0	0.1	0.1	0.2	0.4	0.3	0.3	0.2	0.0	0.0	0.	0.	0.	0.	0.	1.6	98.9
																			(367)	(22846)
2.50- 3.00	0.	0.	0.	0.	0.0	0.0	0.1	0.1	0.1	0.2	0.1	0.0	0.0	0.	0.	0.	0.	0.	0.6	99.5
																			(146)	(22992)
3.00- 3.50	0.	0.	0.	0.	0.	0.0	0.0	0.0	0.1	0.0	0.0	0.0	0.0	0.0	0.	0.	0.	0.	0.2	99.7
																			(46)	(23038)
3.50- 4.00	0.	0.	0.	0.	0.	0.0	0.0	0.0	0.0	0.1	0.0	0.	0.	0.	0.	0.	0.	0.	0.1	99.9
																			(33)	(23071)
4.00- 4.50	0.	0.	0.	0.	0.	0.	0.0	0.0	0.0	0.0	0.0	0.0	0.	0.	0.	0.	0.	0.	0.1	99.9
																			(13)	(23084)
4.50- 5.00	0.	0.	0.	0.	0.	0.	0.	0.0	0.	0.0	0.0	0.0	0.	0.	0.	0.	0.	0.	0.0	100.0
																			(8)	(23092)
5.00- 5.50	0.	0.	0.	0.	0.	0.	0.	0.0	0.0	0.0	0.	0.	0.	0.	0.	0.	0.	0.	0.0	100.0
																			(5)	(23097)
6.00- 6.50	0.	0.	0.	0.	0.	0.	0.	0.	0.	0.	0.	0.	0.	0.	0.	0.	0.	0.	0.	100.0
																			(0)	(23097)
6.50- 7.00	0.	0.	0.	0.	0.	0.	0.	0.	0.	0.	0.	0.	0.	0.	0.	0.	0.	0.	0.	100.0
																			(0)	(23097)
7.00- 8.00	0.	0.	0.	0.	0.	0.	0.	0.	0.	0.	0.	0.	0.	0.	0.	0.	0.	0.	0.	100.0
																			(0)	(23097)
8.00- 9.00	0.	0.	0.	0.	0.	0.	0.	0.	0.	0.	0.	0.	0.	0.	0.	0.	0.	0.	0.	100.0
																			(0)	(23097)
9.00-10.00	0.	0.	0.	0.	0.	0.	0.	0.	0.	0.	0.	0.	0.	0.	0.	0.	0.	0.	0.	100.0
																			(0)	(23097)
10.00-11.00	0.	0.	0.	0.	0.	0.	0.	0.	0.	0.	0.	0.	0.	0.	0.	0.	0.	0.	0.	100.0
																			(0)	(23097)
11.00-12.00	0.	0.	0.	0.	0.	0.	0.	0.	0.	0.	0.	0.	0.	0.	0.	0.	0.	0.	0.	100.0
																			(0)	(23097)
12.00-	0.	0.	0.	0.	0.	0.	0.	0.	0.	0.	0.	0.	0.	0.	0.	0.	0.	0.	0.	100.0
																			(0)	(23097)
TOTAL	0.5	1.5	5.0	11.3	18.9	21.2	17.3	11.5	7.3	3.7	1.4	0.4	0.1	0.0	0.	0.	0.	0.	100.0	100.0
	112	338	1146	2606	4362	4902	3994	2666	1687	844	314	99	26	1	0	0	0	0	23097	23097
NICHO	0.5	1.9	6.9	18.2	37.1	58.3	75.6	87.1	94.4	98.1	99.5	99.9	100.0	100.0	100.0	100.0	100.0	100.0	100.0	100.0
	112	450	1596	4202	8564	13466	17460	20126	21813	22657	22971	23070	23096	23097	23097	23097	23097	23097	23097	23097

付表－2.13 a　小名浜港　波高・周期別度数分布表（冬季）

ONAHAMA　KISYU USW　KI HYO　79- 84　12- 2　BOSUU BUNPU HYO

T / H	SEION	3- 4	4- 5	5- 6	6- 7	7- 8	8- 9	9-10	10-11	11-12	12-13	13-14	14-15	15-16	16-17	17-18	18-19	19-	H3	T3 TOTAL	MICHO
SEION	0	0	0	0	1	0	0	0	0	0	0	0	0	0	0	0	0	0		1	1
																				(0)	(0)
0.25- 0.50	0	5	22	85	114	102	36	14	2	0	0	0	0	0	0	0	0	0		380	381
																				(127)	(127)
0.50- 0.75	0	14	47	150	203	199	176	72	18	1	0	0	0	0	0	0	0	0		880	1261
																				(294)	(421)
0.75- 1.00	0	4	42	82	112	146	131	104	58	12	2	1	0	0	0	0	0	0		694	1955
																				(232)	(652)
1.00- 1.25	0	0	12	28	53	61	87	91	60	35	6	1	0	0	0	0	0	0		434	2389
																				(145)	(797)
1.25- 1.50	0	0	5	12	29	34	60	56	26	23	11	1	0	0	0	0	0	0		257	2646
																				(86)	(883)
1.50- 1.75	0	0	0	3	18	10	26	19	13	13	10	2	0	0	0	0	0	0		114	2760
																				(38)	(921)
1.75- 2.00	0	0	0	2	5	11	11	27	7	10	8	2	0	0	0	0	0	0		83	2843
																				(28)	(949)
2.00- 2.50	0	0	0	1	7	7	16	25	16	8	6	1	0	0	0	0	0	0		87	2930
																				(29)	(978)
2.50- 3.00	0	0	0	0	0	3	3	6	6	3	2	4	0	0	0	0	0	0		27	2957
																				(9)	(987)
3.00- 3.50	0	0	0	0	0	1	5	4	2	1	2	1	0	0	0	0	0	0		16	2973
																				(5)	(992)
3.50- 4.00	0	0	0	0	0	0	2	0	5	2	0	1	0	0	0	0	0	0		10	2983
																				(3)	(995)
4.00- 4.50	0	0	0	0	0	0	0	3	2	3	0	0	0	0	0	0	0	0		8	2991
																				(3)	(998)
4.50- 5.00	0	0	0	0	0	0	0	0	2	2	0	0	0	0	0	0	0	0		4	2995
																				(1)	(999)
5.00- 5.50	0	0	0	0	0	0	0	0	0	1	0	0	0	0	0	0	0	0		1	2996
																				(0)	(1000)
5.50- 6.00	0	0	0	0	0	0	0	0	0	1	0	0	0	0	0	0	0	0		1	2997
																				(0)	(1000)
6.00- 6.50	0	0	0	0	0	0	0	0	0	0	0	0	0	0	0	0	0	0		0	2997
																				(0)	(1000)
6.50- 7.00	0	0	0	0	0	0	0	0	0	0	0	0	0	0	0	0	0	0		0	2997
																				(0)	(1000)
7.00- 8.00	0	0	0	0	0	0	0	0	0	0	0	0	0	0	0	0	0	0		0	2997
																				(0)	(1000)
8.00- 9.00	0	0	0	0	0	0	0	0	0	0	0	0	0	0	0	0	0	0		0	2997
																				(0)	(1000)
9.00-10.00	0	0	0	0	0	0	0	0	0	0	0	0	0	0	0	0	0	0		0	2997
																				(0)	(1000)
10.00-11.00	0	0	0	0	0	0	0	0	0	0	0	0	0	0	0	0	0	0		0	2997
																				(0)	(1000)
11.00-12.00	0	0	0	0	0	0	0	0	0	0	0	0	0	0	0	0	0	0		0	2997
																				(0)	(1000)
12.00-	0	0	0	0	0	0	0	0	0	0	0	0	0	0	0	0	0	0		0	2997
																				(0)	(1000)
TOTAL	0	23	128	363	542	574	553	421	217	115	47	14	0	0	0	0	0	0		2997	2997
(0.1%)	(0)	(8)	(43)	(121)	(181)	(192)	(185)	(140)	(72)	(38)	(16)	(5)	(0)	(0)	(0)	(0)	(0)	(0)		(1000)	(1000)
MICHO	0	23	151	514	1056	1630	2183	2604	2821	2936	2983	2997	2997	2997	2997	2997	2997	2997		2997	2997
(0.1%)	(0)	(8)	(50)	(172)	(352)	(544)	(728)	(869)	(941)	(980)	(995)	(1000)	(1000)	(1000)	(1000)	(1000)	(1000)	(1000)		(1000)	(1000)

付表－2.13 b　小名浜港　波高・周期別度数分布表（春季）

ONAHAMA　KISYU USW　KI HYO　80- 84　3- 5　BOSUU BUNPU HYO

T / H	SEION	3- 4	4- 5	5- 6	6- 7	7- 8	8- 9	9-10	10-11	11-12	12-13	13-14	14-15	15-16	16-17	17-18	18-19	19-	H3	T3 TOTAL	MICHO
SEION	0	0	0	0	0	0	0	0	0	0	0	0	0	0	0	0	0	0		0	0
																				(0)	(0)
0.25- 0.50	0	0	6	22	38	22	4	0	0	0	0	0	0	0	0	0	0	0		92	92
																				(19)	(19)
0.50- 0.75	0	4	40	155	221	191	108	28	7	3	0	0	0	0	0	0	0	0		757	849
																				(155)	(174)
0.75- 1.00	0	4	45	178	314	296	188	76	13	4	5	1	0	0	0	0	0	0		1124	1973
																				(230)	(404)
1.00- 1.25	0	0	24	101	229	279	222	90	30	6	2	0	0	0	0	0	0	0		983	2956
																				(201)	(605)
1.25- 1.50	0	0	10	49	125	233	180	74	18	11	2	1	0	0	0	0	0	0		703	3659
																				(144)	(749)
1.50- 1.75	0	0	0	23	72	126	119	42	18	6	2	0	0	0	0	0	0	0		408	4067
																				(84)	(833)
1.75- 2.00	0	0	0	5	42	87	80	46	15	10	5	5	0	0	0	0	0	0		295	4362
																				(60)	(893)
2.00- 2.50	0	0	0	2	25	58	102	94	26	10	13	3	0	0	0	0	0	0		333	4695
																				(68)	(961)
2.50- 3.00	0	0	0	0	1	15	41	43	25	7	3	1	0	0	0	0	0	0		136	4831
																				(28)	(989)
3.00- 3.50	0	0	0	0	0	1	8	7	11	2	0	0	0	0	0	0	0	0		29	4860
																				(6)	(995)
3.50- 4.00	0	0	0	0	0	0	6	4	3	0	0	0	0	0	0	0	0	0		13	4873
																				(3)	(998)
4.00- 4.50	0	0	0	0	0	0	1	0	1	1	0	0	0	0	0	0	0	0		3	4876
																				(1)	(999)
4.50- 5.00	0	0	0	0	0	0	0	1	2	1	0	0	0	0	0	0	0	0		4	4880
																				(1)	(999)
5.00- 5.50	0	0	0	0	0	0	0	0	0	1	0	0	0	0	0	0	0	0		1	4881
																				(0)	(1000)
5.50- 6.00	0	0	0	0	0	0	0	0	1	1	0	0	0	0	0	0	0	0		2	4883
																				(0)	(1000)
6.00- 6.50	0	0	0	0	0	0	0	0	0	0	0	0	0	0	0	0	0	0		0	4883
																				(0)	(1000)
6.50- 7.00	0	0	0	0	0	0	0	0	0	0	0	0	0	0	0	0	0	0		0	4883
																				(0)	(1000)
7.00- 8.00	0	0	0	0	0	0	0	0	0	0	0	0	0	0	0	0	0	0		0	4883
																				(0)	(1000)
8.00- 9.00	0	0	0	0	0	0	0	0	0	0	0	0	0	0	0	0	0	0		0	4883
																				(0)	(1000)
9.00-10.00	0	0	0	0	0	0	0	0	0	0	0	0	0	0	0	0	0	0		0	4883
																				(0)	(1000)
10.00-11.00	0	0	0	0	0	0	0	0	0	0	0	0	0	0	0	0	0	0		0	4883
																				(0)	(1000)
11.00-12.00	0	0	0	0	0	0	0	0	0	0	0	0	0	0	0	0	0	0		0	4883
																				(0)	(1000)
12.00-	0	0	0	0	0	0	0	0	0	0	0	0	0	0	0	0	0	0		0	4883
																				(0)	(1000)
TOTAL	0	8	125	535	1067	1308	1059	505	170	63	32	11	0	0	0	0	0	0		4883	4883
(0.1%)	(0)	(2)	(26)	(110)	(219)	(268)	(217)	(103)	(35)	(13)	(7)	(2)	(0)	(0)	(0)	(0)	(0)	(0)		(1000)	(1000)
MICHO	0	8	133	668	1735	3043	4102	4607	4777	4840	4872	4883	4883	4883	4883	4883	4883	4883		4883	4883
(0.1%)	(0)	(2)	(27)	(137)	(355)	(623)	(840)	(943)	(978)	(991)	(998)	(1000)	(1000)	(1000)	(1000)	(1000)	(1000)	(1000)		(1000)	(1000)

付表－2.13 c　小名浜港　波高・周期別度数分布表（夏季）

ONAHAMA　KISYU　USW　KI　HYO　80- 84　6- 8　DOSUU BUNPU HYO

H \ T	SEION	3- 4	4- 5	5- 6	6- 7	7- 8	8- 9	9-10	10-11	11-12	12-13	13-14	14-15	15-16	16-17	17-18	18-19	19-	H3 TOTAL	T3 MICHO
SEION	0	0	0	0	0	0	0	0	0	0	0	0	0	0	0	0	0	0	0	0
																			(0)	(0)
0.25- 0.50	0	0	0	3	15	9	0	0	0	0	0	0	0	0	0	0	0	0	27	27
																			(6)	(6)
0.50- 0.75	0	1	21	109	275	282	95	10	1	0	0	0	0	0	0	0	0	0	794	821
																			(178)	(184)
0.75- 1.00	0	0	34	193	514	454	180	42	8	0	0	0	0	0	0	0	0	0	1425	2246
																			(320)	(504)
1.00- 1.25	0	0	6	88	273	367	202	65	21	1	0	0	0	0	0	0	0	0	1025	3271
																			(230)	(734)
1.25- 1.50	0	0	0	25	140	200	184	73	32	5	1	0	0	0	0	0	0	0	660	3931
																			(148)	(883)
1.50- 1.75	0	0	0	3	25	82	92	41	23	4	1	0	0	0	0	0	0	0	271	4202
																			(61)	(943)
1.75- 2.00	0	0	0	0	4	14	25	28	12	2	0	0	0	0	0	0	0	0	87	4289
																			(20)	(963)
2.00- 2.50	0	0	0	2	5	3	20	23	13	14	3	0	0	0	0	0	0	0	83	4372
																			(19)	(982)
2.50- 3.00	0	0	0	0	0	2	7	10	11	16	1	0	0	0	0	0	0	0	47	4419
																			(11)	(992)
3.00- 3.50	0	0	0	0	0	0	3	11	4	1	3	0	0	0	0	0	0	0	22	4441
																			(5)	(997)
3.50- 4.00	0	0	0	0	0	0	1	5	0	2	0	0	0	0	0	0	0	0	8	4449
																			(2)	(999)
4.00- 4.50	0	0	0	0	0	0	0	0	2	0	0	0	0	0	0	0	0	0	2	4451
																			(0)	(999)
4.50- 5.00	0	0	0	0	0	0	0	0	0	2	0	0	0	0	0	0	0	0	2	4453
																			(0)	(1000)
5.00- 5.50	0	0	0	0	0	0	0	0	0	0	0	0	0	0	0	0	0	0	0	4453
																			(0)	(1000)
5.50- 6.00	0	0	0	0	0	0	0	0	0	1	0	0	0	0	0	0	0	0	1	4454
																			(0)	(1000)
6.00- 6.50	0	0	0	0	0	0	0	0	0	0	0	0	0	0	0	0	0	0	0	4454
																			(0)	(1000)
6.50- 7.00	0	0	0	0	0	0	0	0	0	0	0	0	0	0	0	0	0	0	0	4454
																			(0)	(1000)
7.00- 8.00	0	0	0	0	0	0	0	0	0	0	0	0	0	0	0	0	0	0	0	4454
																			(0)	(1000)
8.00- 9.00	0	0	0	0	0	0	0	0	0	0	0	0	0	0	0	0	0	0	0	4454
																			(0)	(1000)
9.00-10.00	0	0	0	0	0	0	0	0	0	0	0	0	0	0	0	0	0	0	0	4454
																			(0)	(1000)
10.00-11.00	0	0	0	0	0	0	0	0	0	0	0	0	0	0	0	0	0	0	0	4454
																			(0)	(1000)
11.00-12.00	0	0	0	0	0	0	0	0	0	0	0	0	0	0	0	0	0	0	0	4454
																			(0)	(1000)
12.00-	0	0	0	0	0	0	0	0	0	0	0	0	0	0	0	0	0	0	0	4454
																			(0)	(1000)
TOTAL	0	1	63	423	1251	1415	809	308	127	48	9	0	0	0	0	0	0	0	4454	4454
(0.1%)	(0)	(0)	(14)	(95)	(281)	(318)	(182)	(69)	(29)	(11)	(2)	(0)	(0)	(0)	(0)	(0)	(0)	(0)	(1000)	(1000)
MICHO	0	1	64	487	1738	3153	3962	4270	4397	4445	4454	4454	4454	4454	4454	4454	4454	4454	4454	4454
(0.1%)	(0)	(0)	(14)	(109)	(390)	(708)	(890)	(959)	(987)	(998)	(1000)	(1000)	(1000)	(1000)	(1000)	(1000)	(1000)	(1000)	(1000)	(1000)

付表－2.13 d　小名浜港　波高・周期別度数分布表（秋季）

ONAHAMA　KISYU　USW　KI　HYO　80- 84　9- 11　DOSUU BUNPU HYO

H \ T	SEION	3- 4	4- 5	5- 6	6- 7	7- 8	8- 9	9-10	10-11	11-12	12-13	13-14	14-15	15-16	16-17	17-18	18-19	19-	H3 TOTAL	T3 MICHO
SEION	0	0	0	0	0	0	0	0	0	0	0	0	0	0	0	0	0	0	0	0
																			(0)	(0)
0.25- 0.50	0	2	16	40	71	33	0	0	0	0	0	0	0	0	0	0	0	0	162	162
																			(49)	(49)
0.50- 0.75	0	3	30	116	226	133	59	23	13	5	0	0	0	0	0	0	0	0	608	770
																			(185)	(234)
0.75- 1.00	0	0	21	113	270	294	140	51	11	2	1	0	0	0	0	0	0	0	903	1673
																			(274)	(508)
1.00- 1.25	0	0	4	56	153	220	140	88	22	3	0	0	0	0	0	0	0	0	686	2359
																			(208)	(716)
1.25- 1.50	0	0	3	25	83	81	79	51	19	1	0	0	0	0	0	0	0	0	342	2701
																			(104)	(820)
1.50- 1.75	0	0	0	12	37	65	50	49	17	2	1	0	0	0	0	0	0	0	233	2934
																			(71)	(890)
1.75- 2.00	0	0	0	3	19	29	43	32	13	8	0	0	0	0	0	0	0	0	147	3081
																			(45)	(935)
2.00- 2.50	0	0	0	0	5	33	35	19	15	7	1	0	0	0	0	0	0	0	115	3196
																			(35)	(970)
2.50- 3.00	0	0	0	0	1	7	20	16	9	9	0	0	0	0	0	0	0	0	62	3258
																			(19)	(989)
3.00- 3.50	0	0	0	0	0	0	4	4	3	4	6	0	0	0	0	0	0	0	21	3279
																			(6)	(995)
3.50- 4.00	0	0	0	0	0	0	2	0	0	0	3	0	0	0	0	0	0	0	5	3284
																			(2)	(997)
4.00- 4.50	0	0	0	0	0	0	1	0	0	1	2	4	0	0	0	0	0	0	8	3292
																			(2)	(999)
4.50- 5.00	0	0	0	0	0	0	0	0	1	0	0	1	0	0	0	0	0	0	2	3294
																			(1)	(1000)
5.00- 5.50	0	0	0	0	0	0	0	0	0	0	0	0	0	0	0	0	0	0	0	3294
																			(0)	(1000)
5.50- 6.00	0	0	0	0	0	0	0	0	0	0	1	0	0	0	0	0	0	0	1	3295
																			(0)	(1000)
6.00- 6.50	0	0	0	0	0	0	0	0	0	0	0	0	0	0	0	0	0	0	0	3295
																			(0)	(1000)
6.50- 7.00	0	0	0	0	0	0	0	0	0	0	0	0	0	0	0	0	0	0	0	3295
																			(0)	(1000)
7.00- 8.00	0	0	0	0	0	0	0	0	0	0	0	0	0	0	0	0	0	0	0	3295
																			(0)	(1000)
8.00- 9.00	0	0	0	0	0	0	0	0	0	0	0	0	0	0	0	0	0	0	0	3295
																			(0)	(1000)
9.00-10.00	0	0	0	0	0	0	0	0	0	0	0	0	0	0	0	0	0	0	0	3295
																			(0)	(1000)
10.00-11.00	0	0	0	0	0	0	0	0	0	0	0	0	0	0	0	0	0	0	0	3295
																			(0)	(1000)
11.00-12.00	0	0	0	0	0	0	0	0	0	0	0	0	0	0	0	0	0	0	0	3295
																			(0)	(1000)
12.00-	0	0	0	0	0	0	0	0	0	0	0	0	0	0	0	0	0	0	0	3295
																			(0)	(1000)
TOTAL	0	5	74	365	865	895	573	333	123	42	15	5	0	0	0	0	0	0	3295	3295
(0.1%)	(0)	(2)	(22)	(111)	(263)	(272)	(174)	(101)	(37)	(13)	(5)	(2)	(0)	(0)	(0)	(0)	(0)	(0)	(1000)	(1000)
MICHO	0	5	79	444	1309	2204	2777	3110	3233	3275	3290	3295	3295	3295	3295	3295	3295	3295	3295	3295
(0.1%)	(0)	(2)	(24)	(135)	(397)	(669)	(843)	(944)	(981)	(994)	(998)	(1000)	(1000)	(1000)	(1000)	(1000)	(1000)	(1000)	(1000)	(1000)

付表－2.13 e　小名浜港　波高・周期別度数分布表（通年）

ONAHAMA　KISYU　USW　KEN　KYO　80- 1 - 84- 12　DOSUU BUNPU HYO

H \ T	SEION	3- 4	4- 5	5- 6	6- 7	7- 8	8- 9	9-10	10-11	11-12	12-13	13-14	14-15	15-16	16-17	17-18	18-19	19-	H3 T3 TOTAL	MICHO
SEION	0	0	0	0	1	0	0	0	0	0	0	0	0	0	0	0	0	0	1	1
																			(0)	(0)
0.25- 0.50	0	7	47	166	254	176	60	14	2	0	0	0	0	0	0	0	0	0	706	707
																			(44)	(44)
0.50- 0.75	0	22	138	540	949	841	468	133	39	9	0	0	0	0	0	0	0	0	3119	3826
																			(195)	(239)
0.75- 1.00	0	8	142	575	1229	1214	652	279	96	18	8	2	0	0	0	0	0	0	4221	8047
																			(264)	(503)
1.00- 1.25	0	0	48	274	730	947	667	347	139	46	8	1	0	0	0	0	0	0	3207	11254
																			(200)	(703)
1.25- 1.50	0	0	18	115	386	559	514	263	101	42	14	2	0	0	0	0	0	0	2014	13268
																			(126)	(829)
1.50- 1.75	0	0	0	41	156	284	288	155	75	27	15	2	0	0	0	0	0	0	1043	14311
																			(65)	(894)
1.75- 2.00	0	0	0	10	71	144	159	135	48	31	13	7	0	0	0	0	0	0	618	14929
																			(39)	(933)
2.00- 2.50	0	0	0	5	42	101	176	143	71	45	23	4	0	0	0	0	0	0	630	15559
																			(39)	(972)
2.50- 3.00	0	0	0	0	2	28	71	76	52	35	6	5	0	0	0	0	0	0	275	15834
																			(17)	(990)
3.00- 3.50	0	0	0	0	0	2	20	26	22	8	11	1	0	0	0	0	0	0	90	15924
																			(6)	(995)
3.50- 4.00	0	0	0	0	0	0	11	9	8	4	3	1	0	0	0	0	0	0	36	15960
																			(2)	(998)
4.00- 4.50	0	0	0	0	0	0	2	3	5	5	2	4	0	0	0	0	0	0	21	15981
																			(1)	(999)
4.50- 5.00	0	0	0	0	0	0	0	1	5	5	0	1	0	0	0	0	0	0	12	15993
																			(1)	(1000)
5.00- 5.50	0	0	0	0	0	0	0	0	0	2	0	0	0	0	0	0	0	0	2	15995
																			(0)	(1000)
5.50- 6.00	0	0	0	0	0	0	0	0	1	3	1	0	0	0	0	0	0	0	5	16000
																			(0)	(1000)
6.00- 6.50	0	0	0	0	0	0	0	0	0	0	0	0	0	0	0	0	0	0	0	16000
																			(0)	(1000)
6.50- 7.00	0	0	0	0	0	0	0	0	0	0	0	0	0	0	0	0	0	0	0	16000
																			(0)	(1000)
7.00- 8.00	0	0	0	0	0	0	0	0	0	0	0	0	0	0	0	0	0	0	0	16000
																			(0)	(1000)
8.00- 9.00	0	0	0	0	0	0	0	0	0	0	0	0	0	0	0	0	0	0	0	16000
																			(0)	(1000)
9.00-10.00	0	0	0	0	0	0	0	0	0	0	0	0	0	0	0	0	0	0	0	16000
																			(0)	(1000)
10.00-11.00	0	0	0	0	0	0	0	0	0	0	0	0	0	0	0	0	0	0	0	16000
																			(0)	(1000)
11.00-12.00	0	0	0	0	0	0	0	0	0	0	0	0	0	0	0	0	0	0	0	16000
																			(0)	(1000)
12.00-	0	0	0	0	0	0	0	0	0	0	0	0	0	0	0	0	0	0	0	16000
																			(0)	(1000)
TOTAL	0	37	393	1726	3820	4296	3048	1604	662	280	104	30	0	0	0	0	0	0	16000	16000
(0.1%)	(0)	(2)	(25)	(108)	(239)	(269)	(191)	(100)	(41)	(18)	(7)	(2)	(0)	(0)	(0)	(0)	(0)	(0)	(1000)	(1000)
MICHO	0	37	430	2156	5976	10272	13320	14924	15586	15866	15970	16000	16000	16000	16000	16000	16000	16000	16000	16000
(0.1%)	(0)	(2)	(27)	(135)	(374)	(642)	(833)	(933)	(974)	(992)	(998)	(1000)	(1000)	(1000)	(1000)	(1000)	(1000)	(1000)	(1000)	(1000)

付表－2.13 f　小名浜港　波高・周期別出現率表（通年）

ONAHAMA　KISYU　USW　KEN　KYO　80- 1 - 84- 12　RITU BUNPU HYO

H \ T	SEION	3- 4	4- 5	5- 6	6- 7	7- 8	8- 9	9-10	10-11	11-12	12-13	13-14	14-15	15-16	16-17	17-18	18-19	19-	H3 T3 TOTAL	MICHO
SEION	0.	0.	0.	0.	0.0	0.	0.	0.	0.	0.	0.	0.	0.	0.	0.	0.	0.	0.	0.0	0.0
																			(1)	(1)
0.25- 0.50	0.	0.0	0.3	1.0	1.6	1.1	0.3	0.1	0.0	0.	0.	0.	0.	0.	0.	0.	0.	0.	4.4	4.4
																			(706)	(707)
0.50- 0.75	0.	0.1	0.9	3.4	5.9	5.3	2.8	0.8	0.2	0.1	0.	0.	0.	0.	0.	0.	0.	0.	19.5	23.9
																			(3119)	(3826)
0.75- 1.00	0.	0.0	0.9	3.6	7.7	7.6	4.1	1.7	0.6	0.1	0.0	0.0	0.	0.	0.	0.	0.	0.	26.4	50.3
																			(4221)	(8047)
1.00- 1.25	0.	0.	0.3	1.7	4.6	5.9	4.2	2.2	0.9	0.3	0.0	0.0	0.	0.	0.	0.	0.	0.	20.0	70.3
																			(3207)	(11254)
1.25- 1.50	0.	0.	0.1	0.7	2.4	3.5	3.2	1.6	0.6	0.3	0.1	0.0	0.	0.	0.	0.	0.	0.	12.6	82.9
																			(2014)	(13268)
1.50- 1.75	0.	0.	0.	0.3	1.0	1.8	1.8	1.0	0.5	0.2	0.1	0.0	0.	0.	0.	0.	0.	0.	6.5	89.4
																			(1043)	(14311)
1.75- 2.00	0.	0.	0.	0.1	0.4	0.9	1.0	0.8	0.3	0.2	0.1	0.0	0.	0.	0.	0.	0.	0.	3.9	93.3
																			(618)	(14929)
2.00- 2.50	0.	0.	0.	0.0	0.3	0.6	1.1	1.0	0.4	0.3	0.1	0.0	0.	0.	0.	0.	0.	0.	3.9	97.2
																			(630)	(15559)
2.50- 3.00	0.	0.	0.	0.	0.0	0.2	0.4	0.5	0.3	0.2	0.0	0.0	0.	0.	0.	0.	0.	0.	1.7	99.0
																			(275)	(15834)
3.00- 3.50	0.	0.	0.	0.	0.	0.0	0.1	0.2	0.1	0.0	0.1	0.0	0.	0.	0.	0.	0.	0.	0.6	99.6
																			(90)	(15924)
3.50- 4.00	0.	0.	0.	0.	0.	0.	0.1	0.1	0.0	0.0	0.0	0.0	0.	0.	0.	0.	0.	0.	0.2	99.8
																			(36)	(15960)
4.00- 4.50	0.	0.	0.	0.	0.	0.	0.0	0.0	0.0	0.0	0.0	0.0	0.	0.	0.	0.	0.	0.	0.1	99.9
																			(21)	(15981)
4.50- 5.00	0.	0.	0.	0.	0.	0.	0.	0.0	0.0	0.0	0.	0.0	0.	0.	0.	0.	0.	0.	0.1	100.0
																			(12)	(15993)
5.00- 5.50	0.	0.	0.	0.	0.	0.	0.	0.	0.	0.0	0.	0.	0.	0.	0.	0.	0.	0.	0.0	100.0
																			(2)	(15995)
5.50- 6.00	0.	0.	0.	0.	0.	0.	0.	0.	0.0	0.0	0.0	0.	0.	0.	0.	0.	0.	0.	0.0	100.0
																			(5)	(16000)
6.00- 6.50	0.	0.	0.	0.	0.	0.	0.	0.	0.	0.	0.	0.	0.	0.	0.	0.	0.	0.	0.	100.0
																			(0)	(16000)
6.50- 7.00	0.	0.	0.	0.	0.	0.	0.	0.	0.	0.	0.	0.	0.	0.	0.	0.	0.	0.	0.	100.0
																			(0)	(16000)
7.00- 8.00	0.	0.	0.	0.	0.	0.	0.	0.	0.	0.	0.	0.	0.	0.	0.	0.	0.	0.	0.	100.0
																			(0)	(16000)
8.00- 9.00	0.	0.	0.	0.	0.	0.	0.	0.	0.	0.	0.	0.	0.	0.	0.	0.	0.	0.	0.	100.0
																			(0)	(16000)
9.00-10.00	0.	0.	0.	0.	0.	0.	0.	0.	0.	0.	0.	0.	0.	0.	0.	0.	0.	0.	0.	100.0
																			(0)	(16000)
10.00-11.00	0.	0.	0.	0.	0.	0.	0.	0.	0.	0.	0.	0.	0.	0.	0.	0.	0.	0.	0.	100.0
																			(0)	(16000)
11.00-12.00	0.	0.	0.	0.	0.	0.	0.	0.	0.	0.	0.	0.	0.	0.	0.	0.	0.	0.	0.	100.0
																			(0)	(16000)
12.00-	0.	0.	0.	0.	0.	0.	0.	0.	0.	0.	0.	0.	0.	0.	0.	0.	0.	0.	0.	100.0
																			(0)	(16000)
TOTAL	0.	0.2	2.5	10.8	23.9	26.8	19.0	10.0	4.1	1.8	0.6	0.2	0.	0.	0.	0.	0.	0.	100.0	100.0
	0	37	393	1726	3820	4296	3048	1604	662	280	104	30	0	0	0	0	0	0	16000	16000
MICHO	0.	0.2	2.7	13.5	37.3	64.2	83.3	93.3	97.4	99.2	99.8	100.0	100.0	100.0	100.0	100.0	100.0	100.0	100.0	100.0
	0	37	430	2156	5976	10272	13320	14924	15586	15866	15970	16000	16000	16000	16000	16000	16000	16000	16000	16000

付表－2.14 a　阿字ヶ浦　波高・周期別度数分布表（冬季）

AJIGAURA　KISYU　USW　KI　HYO　79- 84　'12- 2　DOSUU BUNPU HYO　H3 T3

H \ T	SEIOH	3- 4	4- 5	5- 6	6- 7	7- 8	8- 9	9-10	10-11	11-12	12-13	13-14	14-15	15-16	16-17	17-18	18-19	19-	TOTAL	NICHO
SEION	0	0	0	0	0	0	0	0	0	0	0	0	0	0	0	0	0	0	0	0
																			(0)	(0)
0.25- 0.50	0	0	22	60	91	107	20	12	5	3	1	0	0	0	0	0	0	0	321	321
																			(64)	(64)
0.50- 0.75	0	11	92	209	217	231	181	73	24	7	3	0	0	0	0	0	0	0	1048	1369
																			(208)	(271)
0.75- 1.00	0	0	93	267	192	242	171	130	70	21	4	1	0	0	0	0	0	0	1191	2560
																			(236)	(507)
1.00- 1.25	0	0	54	87	124	159	119	112	74	58	6	0	1	0	0	0	0	0	794	3354
																			(157)	(665)
1.25- 1.50	0	0	20	61	64	74	105	95	68	52	28	2	1	0	0	0	0	0	570	3924
																			(113)	(778)
1.50- 1.75	0	0	4	34	41	57	70	83	71	39	15	5	1	0	0	0	0	0	420	4344
																			(83)	(861)
1.75- 2.00	0	0	0	23	34	38	44	58	52	30	10	6	0	0	0	0	0	0	295	4639
																			(58)	(920)
2.00- 2.50	0	0	0	15	25	29	36	42	52	50	16	7	0	0	0	0	0	0	272	4911
																			(54)	(973)
2.50- 3.00	0	0	0	1	9	5	9	10	7	15	12	4	1	0	0	0	0	0	73	4984
																			(14)	(988)
3.00- 3.50	0	0	0	0	5	4	3	3	0	4	1	2	1	0	0	0	0	0	23	5007
																			(5)	(992)
3.50- 4.00	0	0	0	0	0	0	3	1	3	1	1	0	3	0	0	0	0	0	12	5019
																			(2)	(995)
4.00- 4.50	0	0	0	0	0	1	1	1	0	1	3	3	0	0	0	0	0	0	10	5029
																			(2)	(997)
4.50- 5.00	0	0	0	0	0	0	1	2	0	4	1	2	1	0	0	0	0	0	11	5040
																			(2)	(999)
5.00- 5.50	0	0	0	0	0	0	0	0	1	0	2	0	0	0	0	0	0	0	3	5043
																			(1)	(1000)
5.50- 6.00	0	0	0	0	0	0	0	0	1	0	1	0	0	0	0	0	0	0	2	5045
																			(0)	(1000)
6.00- 6.50	0	0	0	0	0	0	0	0	0	0	0	0	0	0	0	0	0	0	0	5045
																			(0)	(1000)
6.50- 7.00	0	0	0	0	0	0	0	0	0	0	0	0	0	0	0	0	0	0	0	5045
																			(0)	(1000)
7.00- 8.00	0	0	0	0	0	0	0	0	0	0	0	0	0	0	0	0	0	0	0	5045
																			(0)	(1000)
8.00- 9.00	0	0	0	0	0	0	0	0	0	0	0	0	0	0	0	0	0	0	0	5045
																			(0)	(1000)
9.00-10.00	0	0	0	0	0	0	0	0	0	0	0	0	0	0	0	0	0	0	0	5045
																			(0)	(1000)
10.00-11.00	0	0	0	0	0	0	0	0	0	0	0	0	0	0	0	0	0	0	0	5045
																			(0)	(1000)
11.00-12.00	0	0	0	0	0	0	0	0	0	0	0	0	0	0	0	0	0	0	0	5045
																			(0)	(1000)
12.00-	0	0	0	0	0	0	0	0	0	0	0	0	0	0	0	0	0	0	0	5045
																			(0)	(1000)
TOTAL	0	11	285	757	802	947	763	622	428	285	104	32	9	0	0	0	0	0	5045	5045
(0.1%)	(0)	(2)	(56)	(150)	(159)	(188)	(151)	(123)	(85)	(56)	(21)	(6)	(2)	(0)	(0)	(0)	(0)	(0)	(1000)	(1000)
NICHO	0	11	296	1053	1855	2802	3565	4187	4615	4900	5004	5036	5045	5045	5045	5045	5045	5045	5045	5045
(0.1%)	(0)	(2)	(59)	(209)	(368)	(555)	(707)	(830)	(915)	(971)	(992)	(998)	(1000)	(1000)	(1000)	(1000)	(1000)	(1000)	(1000)	(1000)

付表－2.14 b　阿字ヶ浦　波高・周期別度数分布表（春季）

AJIGAURA　KISYU　USW　KI　HYO　80- 84　3- 5　DOSUU BUNPU HYO　H3 T3

H \ T	SEIOH	3- 4	4- 5	5- 6	6- 7	7- 8	8- 9	9-10	10-11	11-12	12-13	13-14	14-15	15-16	16-17	17-18	18-19	19-	TOTAL	NICHO
SEION	0	0	0	0	0	0	0	0	0	0	0	0	0	0	0	0	0	0	0	0
																			(0)	(0)
0.25- 0.50	0	0	4	17	31	40	6	1	1	0	0	0	0	0	0	0	0	0	100	100
																			(19)	(19)
0.50- 0.75	0	4	28	118	207	228	117	30	14	3	0	0	0	0	0	0	0	0	749	849
																			(145)	(164)
0.75- 1.00	0	3	62	164	243	322	202	74	25	9	0	0	0	0	0	0	0	0	1104	1953
																			(213)	(377)
1.00- 1.25	0	0	46	96	193	254	232	119	40	18	3	1	0	0	0	0	0	0	1002	2955
																			(194)	(571)
1.25- 1.50	0	0	35	63	127	157	215	110	38	3	3	1	0	0	0	0	0	0	752	3707
																			(145)	(716)
1.50- 1.75	0	0	12	45	84	130	124	90	31	16	1	1	1	0	0	0	0	0	535	4242
																			(103)	(820)
1.75- 2.00	0	0	1	31	65	66	75	55	22	18	5	1	0	0	0	0	0	0	339	4581
																			(66)	(885)
2.00- 2.50	0	0	0	11	72	77	75	81	31	27	9	0	0	0	0	0	0	0	383	4964
																			(74)	(959)
2.50- 3.00	0	0	0	1	8	14	31	69	25	7	9	8	1	0	0	0	0	0	173	5137
																			(33)	(993)
3.00- 3.50	0	0	0	0	0	5	7	9	5	1	2	2	1	0	0	0	0	0	32	5169
																			(6)	(999)
3.50- 4.00	0	0	0	0	0	2	1	1	0	0	0	0	0	0	0	0	0	0	4	5173
																			(1)	(1000)
4.00- 4.50	0	0	0	0	0	0	2	0	0	0	0	0	0	0	0	0	0	0	2	5175
																			(0)	(1000)
4.50- 5.00	0	0	0	0	0	0	0	0	0	0	0	0	0	0	0	0	0	0	0	5175
																			(0)	(1000)
5.00- 5.50	0	0	0	0	0	0	0	0	0	0	0	0	0	0	0	0	0	0	0	5175
																			(0)	(1000)
5.50- 6.00	0	0	0	0	0	0	0	0	0	0	0	0	0	0	0	0	0	0	0	5175
																			(0)	(1000)
6.00- 6.50	0	0	0	0	0	0	0	0	0	0	0	0	0	0	0	0	0	0	0	5175
																			(0)	(1000)
6.50- 7.00	0	0	0	0	0	0	0	0	0	0	0	0	0	0	0	0	0	0	0	5175
																			(0)	(1000)
7.00- 8.00	0	0	0	0	0	0	0	0	0	0	0	0	0	0	0	0	0	0	0	5175
																			(0)	(1000)
8.00- 9.00	0	0	0	0	0	0	0	0	0	0	0	0	0	0	0	0	0	0	0	5175
																			(0)	(1000)
9.00-10.00	0	0	0	0	0	0	0	0	0	0	0	0	0	0	0	0	0	0	0	5175
																			(0)	(1000)
10.00-11.00	0	0	0	0	0	0	0	0	0	0	0	0	0	0	0	0	0	0	0	5175
																			(0)	(1000)
11.00-12.00	0	0	0	0	0	0	0	0	0	0	0	0	0	0	0	0	0	0	0	5175
																			(0)	(1000)
12.00-	0	0	0	0	0	0	0	0	0	0	0	0	0	0	0	0	0	0	0	5175
																			(0)	(1000)
TOTAL	0	7	188	546	1030	1295	1087	639	232	102	32	14	3	0	0	0	0	0	5175	5175
(0.1%)	(0)	(1)	(36)	(106)	(199)	(250)	(210)	(123)	(45)	(20)	(6)	(3)	(1)	(0)	(0)	(0)	(0)	(0)	(1000)	(1000)
NICHO	0	7	195	741	1771	3066	4153	4792	5024	5124	5158	5172	5175	5175	5175	5175	5175	5175	5175	5175
(0.1%)	(0)	(1)	(38)	(143)	(342)	(592)	(803)	(926)	(971)	(991)	(997)	(999)	(1000)	(1000)	(1000)	(1000)	(1000)	(1000)	(1000)	(1000)

付表－2.14 c　阿字ケ浦　波高・周期別度数分布表（夏季）

AJIGAURA　KISYU　USW　KI　HYO　80- 84　6- 8　DOSUU BUNPU HYO　H3　T3

H \ T	SEION	3- 4	4- 5	5- 6	6- 7	7- 8	8- 9	9-10	10-11	11-12	12-13	13-14	14-15	15-16	16-17	17-18	18-19	19-	TOTAL	MICHO
SEION	0	0	0	0	0	0	0	0	0	0	0	0	0	0	0	0	0	0	0	0
0.25- 0.50	0	0	0	6	44	50	23	3	0	0	0	0	0	0	0	0	0	0	(0) 126	(0) 126
0.50- 0.75	0	1	39	132	361	397	225	22	3	0	0	0	0	0	0	0	0	0	(23) 1180	(23) 1306
0.75- 1.00	0	0	49	221	408	443	274	58	4	0	0	0	0	0	0	0	0	0	(219) 1457	(243) 2763
1.00- 1.25	0	0	34	141	206	357	294	89	5	0	0	0	0	0	0	0	0	0	(271) 1124	(513) 3889
1.25- 1.50	0	0	19	65	113	220	162	94	20	4	0	0	0	0	0	0	0	0	(209) 697	(722) 4586
1.50- 1.75	0	0	2	33	45	80	121	67	17	5	2	0	0	0	0	0	0	0	(129) 372	(852) 4958
1.75- 2.00	0	0	0	10	35	53	64	38	21	1	0	0	0	0	0	0	0	0	(69) 222	(921) 5180
2.00- 2.50	0	0	0	5	38	46	35	15	15	9	2	0	0	0	0	0	0	0	(41) 165	(962) 5345
2.50- 3.00	0	0	0	0	0	7	5	2	2	3	1	0	0	0	0	0	0	0	(31) 20	(993) 5365
3.00- 3.50	0	0	0	0	0	1	4	0	0	0	1	0	0	0	0	0	0	0	(4) 6	(996) 5371
3.50- 4.00	0	0	0	0	0	2	4	1	1	0	0	0	0	0	0	0	0	0	(1) 8	(997) 5379
4.00- 4.50	0	0	0	0	0	0	0	0	1	0	1	0	0	0	0	0	0	0	(1) 2	(999) 5381
4.50- 5.00	0	0	0	0	0	0	0	1	0	2	0	0	0	0	0	0	0	0	(0) 3	(999) 5384
5.00- 5.50	0	0	0	0	0	0	0	0	0	0	0	0	0	0	0	0	0	0	(1) 0	(1000) 5384
5.50- 6.00	0	0	0	0	0	0	0	0	0	1	0	0	0	0	0	0	0	0	(0) 1	(1000) 5385
6.00- 6.50	0	0	0	0	0	0	0	0	0	0	0	0	0	0	0	0	0	0	(0) 0	(1000) 5385
6.50- 7.00	0	0	0	0	0	0	0	0	0	0	0	0	0	0	0	0	0	0	(0) 0	(1000) 5385
7.00- 8.00	0	0	0	0	0	0	0	0	0	0	0	0	0	0	0	0	0	0	(0) 0	(1000) 5385
8.00- 9.00	0	0	0	0	0	0	0	0	0	0	0	0	0	0	0	0	0	0	(0) 0	(1000) 5385
9.00-10.00	0	0	0	0	0	0	0	0	0	0	0	0	0	0	0	0	0	0	(0) 0	(1000) 5385
10.00-11.00	0	0	0	0	0	0	0	0	0	0	0	0	0	0	0	0	0	0	(0) 0	(1000) 5385
11.00-12.00	0	0	0	0	0	0	0	0	0	0	0	0	0	0	0	0	0	0	(0) 0	(1000) 5385
12.00-	0	0	0	0	0	0	0	0	0	0	0	0	0	0	0	0	0	0	(0) 0	(1000) 5385
TOTAL	0	1	143	613	1250	1656	1211	390	89	25	7	0	0	0	0	0	0	0	5385	5385
(0.1%)	(0)	(0)	(27)	(114)	(232)	(308)	(225)	(72)	(17)	(5)	(1)	(0)	(0)	(0)	(0)	(0)	(0)	(0)	(1000)	(1000)
MICHO	0	1	144	757	2007	3663	4874	5264	5353	5378	5385	5385	5385	5385	5385	5385	5385	5385	5385	5385
(0.1%)	(0)	(0)	(27)	(141)	(373)	(680)	(905)	(978)	(994)	(999)	(1000)	(1000)	(1000)	(1000)	(1000)	(1000)	(1000)	(1000)	(1000)	(1000)

付表－2.14 d　阿字ケ浦　波高・周期別度数分布表（秋季）

AJIGAURA　KISYU　USW　KI　HYO　80- 84　9- 11　DOSUU BUNPU HYO　H3　T3

H \ T	SEION	3- 4	4- 5	5- 6	6- 7	7- 8	8- 9	9-10	10-11	11-12	12-13	13-14	14-15	15-16	16-17	17-18	18-19	19-	TOTAL	MICHO
SEION	0	0	0	0	0	0	0	0	0	0	0	0	0	0	0	0	0	0	0	0
0.25- 0.50	0	0	15	42	52	38	12	0	0	0	0	0	0	0	0	0	0	0	(0) 159	(0) 159
0.50- 0.75	0	5	73	192	308	240	96	24	6	4	0	0	0	0	0	0	0	0	(31) 948	(31) 1107
0.75- 1.00	0	0	70	191	252	310	193	57	19	14	0	0	0	0	0	0	0	0	(187) 1106	(218) 2213
1.00- 1.25	0	0	44	154	204	223	194	96	32	6	2	0	0	0	0	0	0	0	(218) 955	(436) 3168
1.25- 1.50	0	0	23	110	115	168	144	99	29	6	0	0	0	0	0	0	0	0	(188) 694	(624) 3862
1.50- 1.75	0	0	2	55	65	80	74	68	19	6	3	0	0	0	0	0	0	0	(137) 372	(761) 4234
1.75- 2.00	0	0	0	23	25	44	41	50	21	3	5	0	0	0	0	0	0	0	(73) 212	(834) 4446
2.00- 2.50	0	0	0	6	45	61	71	57	45	16	1	0	0	0	0	0	0	0	(42) 302	(876) 4748
2.50- 3.00	0	0	0	0	13	27	36	40	34	17	0	0	0	0	0	0	0	0	(60) 167	(936) 4915
3.00- 3.50	0	0	0	0	2	10	15	16	9	9	10	1	0	0	0	0	0	0	(33) 72	(968) 4987
3.50- 4.00	0	0	0	0	0	2	5	13	9	8	7	3	0	0	0	0	0	0	(14) 47	(983) 5034
4.00- 4.50	0	0	0	0	0	1	2	8	5	6	3	0	0	0	0	0	0	0	(9) 25	(992) 5059
4.50- 5.00	0	0	0	0	0	0	2	2	3	3	1	0	0	0	0	0	0	0	(5) 11	(997) 5070
5.00- 5.50	0	0	0	0	0	0	0	1	0	2	2	0	0	0	0	0	0	0	(2) 5	(999) 5075
5.50- 6.00	0	0	0	0	0	0	0	0	0	0	0	0	0	0	0	0	0	0	(1) 0	(1000) 5075
6.00- 6.50	0	0	0	0	0	0	0	0	0	0	0	0	0	0	0	0	0	0	(0) 0	(1000) 5075
6.50- 7.00	0	0	0	0	0	0	0	0	0	0	0	0	0	0	0	0	0	0	(0) 0	(1000) 5075
7.00- 8.00	0	0	0	0	0	0	0	0	0	0	0	0	0	0	0	0	0	0	(0) 0	(1000) 5075
8.00- 9.00	0	0	0	0	0	0	0	0	0	0	0	0	0	0	0	0	0	0	(0) 0	(1000) 5075
9.00-10.00	0	0	0	0	0	0	0	0	0	0	0	0	0	0	0	0	0	0	(0) 0	(1000) 5075
10.00-11.00	0	0	0	0	0	0	0	0	0	0	0	0	0	0	0	0	0	0	(0) 0	(1000) 5075
11.00-12.00	0	0	0	0	0	0	0	0	0	0	0	0	0	0	0	0	0	0	(0) 0	(1000) 5075
12.00-	0	0	0	0	0	0	0	0	0	0	0	0	0	0	0	0	0	0	(0) 0	(1000) 5075
TOTAL	0	5	227	773	1081	1204	885	531	231	100	34	4	0	0	0	0	0	0	5075	5075
(0.1%)	(0)	(1)	(45)	(152)	(213)	(237)	(174)	(105)	(46)	(20)	(7)	(1)	(0)	(0)	(0)	(0)	(0)	(0)	(1000)	(1000)
MICHO	0	5	232	1005	2086	3290	4175	4706	4937	5037	5071	5075	5075	5075	5075	5075	5075	5075	5075	5075
(0.1%)	(0)	(1)	(46)	(198)	(411)	(648)	(823)	(927)	(973)	(993)	(999)	(1000)	(1000)	(1000)	(1000)	(1000)	(1000)	(1000)	(1000)	(1000)

付表－2.14 e　阿字ヶ浦　波高・周期別度数分布表（通年）

AJIGAURA　　NEN HYO　　79- 12 - 84- 12　　BOSUU BUNPU HYO

H \ T	SEION	3- 4	4- 5	5- 6	6- 7	7- 8	8- 9	9-10	10-11	11-12	12-13	13-14	14-15	15-16	16-17	17-18	18-19	19-	TOTAL	MICHO
					KISYU		USW												H3	T3
SEION	0	0	0	0	0	0	0	0	0	0	0	0	0	0	0	0	0	0	0	0
																			(0)	(0)
0.25- 0.50	0	0	41	135	228	239	61	16	6	3	1	0	0	0	0	0	0	0	730	730
																			(35)	(35)
0.50- 0.75	0	21	237	670	1115	1112	632	150	47	14	3	0	0	0	0	0	0	0	4001	4731
																			(190)	(225)
0.75- 1.00	0	3	277	855	1104	1343	849	322	121	44	4	1	0	0	0	0	0	0	4923	9654
																			(234)	(459)
1.00- 1.25	0	0	178	480	741	1006	850	425	158	88	11	1	1	0	0	0	0	0	3939	13593
																			(187)	(646)
1.25- 1.50	0	0	97	303	426	631	636	411	156	70	31	3	1	0	0	0	0	0	2765	16358
																			(131)	(777)
1.50- 1.75	0	0	20	171	243	356	395	316	143	73	22	6	2	0	0	0	0	0	1747	18105
																			(83)	(860)
1.75- 2.00	0	0	1	88	159	203	224	210	119	52	24	7	0	0	0	0	0	0	1087	19192
																			(52)	(912)
2.00- 2.50	0	0	0	39	184	215	222	195	143	103	29	7	0	0	0	0	0	0	1137	20329
																			(54)	(966)
2.50- 3.00	0	0	0	2	31	54	84	122	68	42	22	12	2	0	0	0	0	0	439	20768
																			(21)	(987)
3.00- 3.50	0	0	0	0	7	20	30	29	14	14	14	5	2	0	0	0	0	0	135	20903
																			(6)	(993)
3.50- 4.00	0	0	0	0	0	8	14	16	13	9	8	3	3	0	0	0	0	0	74	20977
																			(4)	(996)
4.00- 4.50	0	0	0	0	0	2	5	9	6	7	7	3	0	0	0	0	0	0	39	21016
																			(2)	(998)
4.50- 5.00	0	0	0	0	0	0	3	5	3	9	2	2	1	0	0	0	0	0	25	21041
																			(1)	(999)
5.00- 5.50	0	0	0	0	0	0	0	1	1	2	4	0	0	0	0	0	0	0	8	21049
																			(0)	(1000)
5.50- 6.00	0	0	0	0	0	0	0	0	1	1	1	0	0	0	0	0	0	0	3	21052
																			(0)	(1000)
6.00- 6.50	0	0	0	0	0	0	0	0	0	0	0	0	0	0	0	0	0	0	0	21052
																			(0)	(1000)
6.50- 7.00	0	0	0	0	0	0	0	0	0	0	0	0	0	0	0	0	0	0	0	21052
																			(0)	(1000)
7.00- 8.00	0	0	0	0	0	0	0	0	0	0	0	0	0	0	0	0	0	0	0	21052
																			(0)	(1000)
8.00- 9.00	0	0	0	0	0	0	0	0	0	0	0	0	0	0	0	0	0	0	0	21052
																			(0)	(1000)
9.00-10.00	0	0	0	0	0	0	0	0	0	0	0	0	0	0	0	0	0	0	0	21052
																			(0)	(1000)
10.00-11.00	0	0	0	0	0	0	0	0	0	0	0	0	0	0	0	0	0	0	0	21052
																			(0)	(1000)
11.00-12.00	0	0	0	0	0	0	0	0	0	0	0	0	0	0	0	0	0	0	0	21052
																			(0)	(1000)
12.00-	0	0	0	0	0	0	0	0	0	0	0	0	0	0	0	0	0	0	0	21052
																			(0)	(1000)
TOTAL	0	24	851	2743	4238	5189	4005	2227	999	531	183	50	12	0	0	0	0	0	21052	21052
(0.1%)	(0)	(1)	(40)	(130)	(201)	(246)	(190)	(106)	(47)	(25)	(9)	(2)	(1)	(0)	(0)	(0)	(0)	(0)	(1000)	(1000)
MICHO	0	24	875	3618	7856	13045	17050	19277	20276	20807	20990	21040	21052	21052	21052	21052	21052	21052	21052	21052
(0.1%)	(0)	(1)	(42)	(172)	(373)	(620)	(810)	(916)	(963)	(988)	(997)	(999)	(1000)	(1000)	(1000)	(1000)	(1000)	(1000)	(1000)	(1000)

付表－2.14 f　阿字ヶ浦　波高・周期別出現率表（通年）

AJIGAURA　　NEN HYO　　79- 12 - 84- 12　　RITU BUNPU HYO

H \ T	SEION	3- 4	4- 5	5- 6	6- 7	7- 8	8- 9	9-10	10-11	11-12	12-13	13-14	14-15	15-16	16-17	17-18	18-19	19-	TOTAL	MICHO
					KISYU		USW												H3	T3
SEION	0.	0.	0.	0.	0.	0.	0.	0.	0.	0.	0.	0.	0.	0.	0.	0.	0.	0.	0.	0.
																			(0)	(0)
0.25- 0.50	0.	0.	0.2	0.6	1.1	1.1	0.3	0.1	0.0	0.0	0.0	0.	0.	0.	0.	0.	0.	0.	3.5	3.5
																			(730)	(730)
0.50- 0.75	0.	0.1	1.1	3.2	5.3	5.3	3.0	0.7	0.2	0.1	0.0	0.	0.	0.	0.	0.	0.	0.	19.0	22.5
																			(4001)	(4731)
0.75- 1.00	0.	0.0	1.3	4.1	5.2	6.4	4.0	1.5	0.6	0.2	0.0	0.0	0.	0.	0.	0.	0.	0.	23.4	45.9
																			(4923)	(9654)
1.00- 1.25	0.	0.	0.8	2.3	3.5	4.8	4.0	2.0	0.8	0.4	0.1	0.0	0.0	0.	0.	0.	0.	0.	18.7	64.6
																			(3939)	(13593)
1.25- 1.50	0.	0.	0.5	1.4	2.0	3.0	3.0	2.0	0.7	0.3	0.1	0.0	0.0	0.	0.	0.	0.	0.	13.1	77.7
																			(2765)	(16358)
1.50- 1.75	0.	0.	0.1	0.8	1.2	1.7	1.9	1.5	0.7	0.3	0.1	0.0	0.0	0.	0.	0.	0.	0.	8.3	86.0
																			(1747)	(18105)
1.75- 2.00	0.	0.	0.0	0.4	0.8	1.0	1.1	1.0	0.6	0.2	0.1	0.0	0.	0.	0.	0.	0.	0.	5.2	91.2
																			(1087)	(19192)
2.00- 2.50	0.	0.	0.	0.2	0.9	1.0	1.1	0.9	0.7	0.5	0.1	0.0	0.	0.	0.	0.	0.	0.	5.4	96.6
																			(1137)	(20329)
2.50- 3.00	0.	0.	0.	0.0	0.1	0.3	0.4	0.6	0.3	0.2	0.1	0.1	0.0	0.	0.	0.	0.	0.	2.1	98.7
																			(439)	(20768)
3.00- 3.50	0.	0.	0.	0.	0.0	0.1	0.1	0.1	0.1	0.1	0.1	0.0	0.0	0.	0.	0.	0.	0.	0.6	99.3
																			(135)	(20903)
3.50- 4.00	0.	0.	0.	0.	0.	0.0	0.1	0.1	0.1	0.0	0.0	0.0	0.0	0.	0.	0.	0.	0.	0.4	99.6
																			(74)	(20977)
4.00- 4.50	0.	0.	0.	0.	0.	0.0	0.0	0.0	0.0	0.0	0.0	0.0	0.	0.	0.	0.	0.	0.	0.2	99.8
																			(39)	(21016)
4.50- 5.00	0.	0.	0.	0.	0.	0.	0.0	0.0	0.0	0.0	0.0	0.0	0.0	0.	0.	0.	0.	0.	0.1	99.9
																			(25)	(21041)
5.00- 5.50	0.	0.	0.	0.	0.	0.	0.	0.0	0.0	0.0	0.0	0.	0.	0.	0.	0.	0.	0.	0.0	100.0
																			(8)	(21049)
5.50- 6.00	0.	0.	0.	0.	0.	0.	0.	0.	0.0	0.0	0.0	0.	0.	0.	0.	0.	0.	0.	0.0	100.0
																			(3)	(21052)
6.00- 6.50	0.	0.	0.	0.	0.	0.	0.	0.	0.	0.	0.	0.	0.	0.	0.	0.	0.	0.	0.	100.0
																			(0)	(21052)
6.50- 7.00	0.	0.	0.	0.	0.	0.	0.	0.	0.	0.	0.	0.	0.	0.	0.	0.	0.	0.	0.	100.0
																			(0)	(21052)
7.00- 8.00	0.	0.	0.	0.	0.	0.	0.	0.	0.	0.	0.	0.	0.	0.	0.	0.	0.	0.	0.	100.0
																			(0)	(21052)
8.00- 9.00	0.	0.	0.	0.	0.	0.	0.	0.	0.	0.	0.	0.	0.	0.	0.	0.	0.	0.	0.	100.0
																			(0)	(21052)
9.00-10.00	0.	0.	0.	0.	0.	0.	0.	0.	0.	0.	0.	0.	0.	0.	0.	0.	0.	0.	0.	100.0
																			(0)	(21052)
10.00-11.00	0.	0.	0.	0.	0.	0.	0.	0.	0.	0.	0.	0.	0.	0.	0.	0.	0.	0.	0.	100.0
																			(0)	(21052)
11.00-12.00	0.	0.	0.	0.	0.	0.	0.	0.	0.	0.	0.	0.	0.	0.	0.	0.	0.	0.	0.	100.0
																			(0)	(21052)
12.00-	0.	0.	0.	0.	0.	0.	0.	0.	0.	0.	0.	0.	0.	0.	0.	0.	0.	0.	0.	100.0
																			(0)	(21052)
TOTAL	0.	0.1	4.0	13.0	20.1	24.6	19.0	10.6	4.7	2.5	0.9	0.2	0.1	0.	0.	0.	0.	0.	100.0	100.0
	0	24	851	2743	4238	5189	4005	2227	999	531	183	50	12	0	0	0	0	0	21052	21052
MICHO	0.	0.1	4.2	17.2	37.3	62.0	81.0	91.6	96.3	98.8	99.7	99.9	100.0	100.0	100.0	100.0	100.0	100.0	100.0	100.0
	0	24	875	3618	7856	13045	17050	19277	20276	20807	20990	21040	21052	21052	21052	21052	21052	21052	21052	21052

付表－2.15 a　鹿島港　波高・周期別度数分布表（冬季）

KASHIMA　　KISYU　USW　　KI　HYO　　72- 84　12- 2　　DOSUU DUNPU HYO　H3　T3

H \ T	SEION	3- 4	4- 5	5- 6	6- 7	7- 8	8- 9	9-10	10-11	11-12	12-13	13-14	14-15	15-16	16-17	17-18	18-19	19-	TOTAL	MICHO
SEION	0	0	0	0	0	0	0	0	1	0	0	0	0	0	0	0	0	0	1 (0)	1 (0)
0.25- 0.50	0	0	2	15	50	66	25	3	4	2	0	0	0	0	0	0	0	0	167 (19)	168 (19)
0.50- 0.75	0	2	22	82	189	250	217	141	84	19	6	0	0	0	0	0	0	0	1012 (115)	1180 (134)
0.75- 1.00	0	0	35	179	300	316	219	142	113	48	31	8	2	0	0	0	0	0	1393 (158)	2573 (292)
1.00- 1.25	0	0	35	216	340	266	221	175	114	75	22	14	9	0	0	0	0	0	1487 (168)	4060 (460)
1.25- 1.50	0	0	21	162	229	256	217	163	133	89	38	17	4	1	0	0	0	0	1330 (151)	5390 (611)
1.50- 1.75	0	0	2	117	186	184	133	152	99	89	33	19	7	0	0	0	0	0	1021 (116)	6411 (726)
1.75- 2.00	0	0	1	66	131	114	84	115	111	103	42	13	2	2	0	0	0	0	784 (89)	7195 (815)
2.00- 2.50	0	0	0	35	134	140	116	144	125	117	72	27	8	3	0	0	0	0	921 (104)	8116 (920)
2.50- 3.00	0	0	0	1	54	57	54	56	57	64	59	21	4	3	1	0	0	0	421 (48)	8537 (967)
3.00- 3.50	0	0	0	0	11	28	23	28	18	21	23	1	2	1	0	0	0	0	156 (18)	8693 (985)
3.50- 4.00	0	0	0	0	0	1	12	14	6	13	12	2	0	0	0	0	0	0	60 (7)	8753 (992)
4.00- 4.50	0	0	0	0	0	0	3	7	7	9	1	0	0	0	0	0	0	0	27 (3)	8780 (995)
4.50- 5.00	0	0	0	0	0	0	0	0	4	8	6	0	0	0	0	0	0	0	18 (2)	8798 (997)
5.00- 5.50	0	0	0	0	0	0	0	0	0	1	4	3	0	0	0	0	0	0	8 (1)	8806 (998)
5.50- 6.00	0	0	0	0	0	0	0	0	1	2	4	4	0	0	0	0	0	0	11 (1)	8817 (999)
6.00- 6.50	0	0	0	0	0	0	0	0	0	1	3	2	0	0	0	0	0	0	6 (1)	8823 (1000)
6.50- 7.00	0	0	0	0	0	0	0	0	0	0	0	1	0	0	0	0	0	0	1 (0)	8824 (1000)
7.00- 8.00	0	0	0	0	0	0	0	0	0	0	0	1	0	0	0	0	0	0	1 (0)	8825 (1000)
8.00- 9.00	0	0	0	0	0	0	0	0	0	0	0	0	0	0	0	0	0	0	0 (0)	8825 (1000)
9.00-10.00	0	0	0	0	0	0	0	0	0	0	0	0	0	0	0	0	0	0	0 (0)	8825 (1000)
10.00-11.00	0	0	0	0	0	0	0	0	0	0	0	0	0	0	0	0	0	0	0 (0)	8825 (1000)
11.00-12.00	0	0	0	0	0	0	0	0	0	0	0	0	0	0	0	0	0	0	0 (0)	8825 (1000)
12.00-	0	0	0	0	0	0	0	0	0	0	0	0	0	0	0	0	0	0	0 (0)	8825 (1000)
TOTAL	0	2	118	873	1624	1678	1324	1140	877	661	346	133	38	10	1	0	0	0	8825	8825
(0.1%)	(0)	(0)	(13)	(99)	(184)	(190)	(150)	(129)	(99)	(75)	(39)	(15)	(4)	(1)	(0)	(0)	(0)	(0)	(1000)	(1000)
MICHO	0	2	120	993	2617	4295	5619	6759	7636	8297	8643	8776	8814	8824	8825	8825	8825	8825	8825	8825
(0.1%)	(0)	(0)	(14)	(113)	(297)	(487)	(637)	(766)	(865)	(940)	(979)	(994)	(999)	(1000)	(1000)	(1000)	(1000)	(1000)	(1000)	(1000)

付表－2.15 b　鹿島港　波高・周期別度数分布表（春季）

KASHIMA　　KISYU　USW　　KI　HYO　　72- 84　3- 5　　DOSUU DUNPU HYO　H3　T3

H \ T	SEION	3- 4	4- 5	5- 6	6- 7	7- 8	8- 9	9-10	10-11	11-12	12-13	13-14	14-15	15-16	16-17	17-18	18-19	19-	TOTAL	MICHO
SEION	1	0	0	0	1	0	0	0	0	0	0	0	0	0	0	0	0	0	2 (0)	2 (0)
0.25- 0.50	0	0	1	12	16	18	16	5	1	0	0	0	0	0	0	0	0	0	69 (7)	71 (7)
0.50- 0.75	0	2	15	87	190	318	205	123	27	3	2	0	0	0	0	0	0	0	972 (92)	1043 (99)
0.75- 1.00	0	4	48	196	400	530	380	180	39	5	0	0	0	0	0	0	0	0	1782 (169)	2825 (268)
1.00- 1.25	0	0	37	248	388	545	491	264	80	30	1	0	0	0	0	0	0	0	2084 (198)	4909 (466)
1.25- 1.50	0	0	23	188	335	426	377	175	88	33	8	0	0	0	0	0	0	0	1653 (157)	6562 (622)
1.50- 1.75	0	0	4	121	211	303	284	161	75	26	9	1	0	0	0	0	0	0	1195 (113)	7757 (736)
1.75- 2.00	0	0	1	63	171	177	179	147	65	19	11	0	0	0	0	0	0	0	833 (79)	8590 (815)
2.00- 2.50	0	0	0	51	228	199	201	212	122	49	8	3	0	0	0	0	0	0	1073 (102)	9663 (917)
2.50- 3.00	0	0	0	2	63	109	111	99	55	33	10	5	1	0	0	0	0	0	488 (46)	10151 (963)
3.00- 3.50	0	0	0	0	17	37	52	36	28	21	14	2	0	0	0	0	0	0	207 (20)	10358 (982)
3.50- 4.00	0	0	0	0	3	18	22	20	23	16	9	2	1	0	0	0	0	0	114 (11)	10472 (993)
4.00- 4.50	0	0	0	0	0	1	7	15	10	3	2	1	0	1	0	0	0	0	40 (4)	10512 (997)
4.50- 5.00	0	0	0	0	0	1	6	4	4	1	2	3	0	0	0	0	0	0	21 (2)	10533 (999)
5.00- 5.50	0	0	0	0	0	0	0	3	4	0	0	0	0	0	0	0	0	0	7 (1)	10540 (1000)
5.50- 6.00	0	0	0	0	0	1	0	0	0	0	0	2	0	0	0	0	0	0	3 (0)	10543 (1000)
6.00- 6.50	0	0	0	0	0	0	0	0	0	0	0	0	0	0	0	0	0	0	0 (0)	10543 (1000)
6.50- 7.00	0	0	0	0	0	0	0	0	0	0	0	0	0	0	0	0	0	0	0 (0)	10543 (1000)
7.00- 8.00	0	0	0	0	0	0	0	0	0	0	0	0	0	0	0	0	0	0	0 (0)	10543 (1000)
8.00- 9.00	0	0	0	0	0	0	0	0	0	0	0	0	0	0	0	0	0	0	0 (0)	10543 (1000)
9.00-10.00	0	0	0	0	0	0	0	0	0	0	0	0	0	0	0	0	0	0	0 (0)	10543 (1000)
10.00-11.00	0	0	0	0	0	0	0	0	0	0	0	0	0	0	0	0	0	0	0 (0)	10543 (1000)
11.00-12.00	0	0	0	0	0	0	0	0	0	0	0	0	0	0	0	0	0	0	0 (0)	10543 (1000)
12.00-	0	0	0	0	0	0	0	0	0	0	0	0	0	0	0	0	0	0	0 (0)	10543 (1000)
TOTAL	1	6	129	968	2023	2683	2331	1444	621	239	76	19	2	1	0	0	0	0	10543	10543
(0.1%)	(0)	(1)	(12)	(92)	(192)	(254)	(221)	(137)	(59)	(23)	(7)	(2)	(0)	(0)	(0)	(0)	(0)	(0)	(1000)	(1000)
MICHO	1	7	136	1104	3127	5810	8141	9585	10206	10445	10521	10540	10542	10543	10543	10543	10543	10543	10543	10543
(0.1%)	(0)	(1)	(13)	(105)	(297)	(551)	(772)	(909)	(968)	(991)	(998)	(1000)	(1000)	(1000)	(1000)	(1000)	(1000)	(1000)	(1000)	(1000)

付表－2.15 c　鹿島港　波高・周期別度数分布表（夏季）

KASHIMA　KISYU　USW　KI HYO　72- 84　6- 8　DOSUU BUNPU HYO　H3　T3

H \ T	SEION	3- 4	4- 5	5- 6	6- 7	7- 8	8- 9	9-10	10-11	11-12	12-13	13-14	14-15	15-16	16-17	17-18	18-19	19-	TOTAL	MICHO
SEION	10	6	5	3	2	6	1	1	0	1	0	0	0	0	0	0	0	0	35 (3)	35 (3)
0.25- 0.50	0	0	6	34	77	111	89	74	17	2	0	0	0	0	0	0	0	0	410 (38)	445 (41)
0.50- 0.75	2	40	58	175	572	817	703	314	60	40	28	0	0	0	0	0	0	0	2809 (259)	3254 (300)
0.75- 1.00	0	14	59	196	523	762	645	295	68	25	11	3	1	0	0	0	0	0	2602 (240)	5856 (540)
1.00- 1.25	0	4	38	131	282	517	532	210	74	19	4	0	0	0	0	0	0	0	1811 (167)	7667 (707)
1.25- 1.50	0	1	7	91	125	305	275	156	63	24	9	0	0	0	0	0	0	0	1056 (97)	8723 (805)
1.50- 1.75	0	2	2	39	102	149	171	113	52	35	3	4	1	0	0	0	0	0	673 (62)	9396 (867)
1.75- 2.00	0	0	0	35	103	101	105	122	42	9	6	9	1	0	0	0	0	0	533 (49)	9929 (916)
2.00- 2.50	0	0	0	8	114	140	79	100	39	20	16	15	8	0	0	0	0	0	539 (50)	10468 (966)
2.50- 3.00	0	0	0	0	24	84	38	29	23	27	18	8	2	0	0	0	0	0	253 (23)	10721 (989)
3.00- 3.50	0	0	0	0	1	21	20	6	12	13	7	0	0	0	0	0	0	0	80 (7)	10801 (996)
3.50- 4.00	0	0	0	0	0	1	12	2	5	0	4	0	0	0	0	0	0	0	24 (2)	10825 (999)
4.00- 4.50	0	0	0	0	0	0	6	5	4	0	0	0	0	0	0	0	0	0	15 (1)	10840 (1000)
4.50- 5.00	0	0	0	0	0	0	0	0	0	0	0	0	0	0	0	0	0	0	0 (0)	10840 (1000)
5.00- 5.50	0	0	0	0	0	0	0	0	0	0	0	0	0	0	0	0	0	0	0 (0)	10840 (1000)
5.50- 6.00	0	0	0	0	0	0	0	0	0	0	1	0	0	0	0	0	0	0	1 (0)	10841 (1000)
6.00- 6.50	0	0	0	0	0	0	0	0	0	0	0	0	0	0	0	0	0	0	0 (0)	10841 (1000)
6.50- 7.00	0	0	0	0	0	0	0	0	0	0	0	0	0	0	0	0	0	0	0 (0)	10841 (1000)
7.00- 8.00	0	0	0	0	0	0	0	0	0	0	0	0	0	0	0	0	0	0	0 (0)	10841 (1000)
8.00- 9.00	0	0	0	0	0	0	0	0	0	0	0	0	0	0	0	0	0	0	0 (0)	10841 (1000)
9.00-10.00	0	0	0	0	0	0	0	0	0	0	0	0	0	0	0	0	0	0	0 (0)	10841 (1000)
10.00-11.00	0	0	0	0	0	0	0	0	0	0	0	0	0	0	0	0	0	0	0 (0)	10841 (1000)
11.00-12.00	0	0	0	0	0	0	0	0	0	0	0	0	0	0	0	0	0	0	0 (0)	10841 (1000)
12.00-	0	0	0	0	0	0	0	0	0	0	0	0	0	0	0	0	0	0	0 (0)	10841 (1000)
TOTAL	12	67	175	712	1925	3014	2676	1427	459	215	107	39	13	0	0	0	0	0	10841	10841
(0.1%)	(1)	(6)	(16)	(66)	(178)	(278)	(247)	(132)	(42)	(20)	(10)	(4)	(1)	(0)	(0)	(0)	(0)	(0)	(1000)	(1000)
MICHO	12	79	254	966	2891	5905	8581	10008	10467	10682	10789	10828	10841	10841	10841	10841	10841	10841	10841	10841
(0.1%)	(1)	(7)	(23)	(89)	(267)	(545)	(792)	(923)	(966)	(985)	(995)	(999)	(1000)	(1000)	(1000)	(1000)	(1000)	(1000)	(1000)	(1000)

付表－2.15 d　鹿島港　波高・周期別度数分布表（秋季）

KASHIMA　KISYU　USW　KI HYO　72- 84　9- 11　DOSUU BUNPU HYO　H3　T3

H \ T	SEION	3- 4	4- 5	5- 6	6- 7	7- 8	8- 9	9-10	10-11	11-12	12-13	13-14	14-15	15-16	16-17	17-18	18-19	19-	TOTAL	MICHO
SEION	1	0	0	0	0	0	0	0	0	0	0	0	0	0	0	0	0	0	1 (0)	1 (0)
0.25- 0.50	0	0	17	15	26	26	32	15	8	7	0	0	0	0	0	0	0	0	146 (13)	147 (14)
0.50- 0.75	7	83	95	115	236	226	160	75	43	14	2	0	0	0	0	0	0	0	1056 (97)	1203 (111)
0.75- 1.00	1	18	84	240	436	409	357	168	54	20	5	0	0	0	0	0	0	0	1792 (165)	2995 (275)
1.00- 1.25	0	7	46	291	360	414	336	178	56	28	13	5	0	0	0	0	0	0	1734 (159)	4729 (435)
1.25- 1.50	0	3	40	264	342	338	292	216	110	30	16	7	1	0	0	0	0	0	1659 (152)	6388 (587)
1.50- 1.75	0	4	14	193	244	191	214	168	100	30	12	6	2	0	0	0	0	0	1178 (108)	7566 (695)
1.75- 2.00	0	0	6	88	215	134	172	115	90	41	10	3	1	0	0	0	0	0	875 (80)	8441 (776)
2.00- 2.50	0	0	8	70	228	240	204	222	131	76	19	11	1	0	0	0	0	0	1210 (111)	9651 (887)
2.50- 3.00	0	0	0	11	108	136	137	107	89	35	9	2	1	0	0	0	0	0	635 (58)	10286 (945)
3.00- 3.50	0	0	0	1	8	47	93	60	35	34	2	1	0	0	0	0	0	0	281 (26)	10567 (971)
3.50- 4.00	0	0	0	0	1	23	49	34	13	28	8	0	0	0	0	0	0	0	156 (14)	10723 (986)
4.00- 4.50	0	0	0	0	0	13	15	23	12	10	3	0	0	0	0	0	0	0	76 (7)	10799 (993)
4.50- 5.00	0	0	0	0	0	0	7	13	6	9	1	3	0	0	0	0	0	0	39 (4)	10838 (996)
5.00- 5.50	0	0	0	0	0	1	3	4	4	1	1	3	1	0	0	0	0	0	18 (2)	10856 (998)
5.50- 6.00	0	0	0	0	0	1	2	0	2	1	2	2	2	0	0	0	0	0	12 (1)	10868 (999)
6.00- 6.50	0	0	0	0	0	0	0	0	0	0	0	1	4	0	0	0	0	0	5 (0)	10873 (999)
6.50- 7.00	0	0	0	0	0	0	0	0	0	0	0	3	2	0	0	0	0	0	5 (0)	10878 (1000)
7.00- 8.00	0	0	0	0	0	0	0	0	0	0	0	1	0	0	0	0	0	0	1 (0)	10879 (1000)
8.00- 9.00	0	0	0	0	0	0	0	0	0	0	0	0	0	0	0	0	0	0	0 (0)	10879 (1000)
9.00-10.00	0	0	0	0	0	0	0	0	0	0	0	0	0	0	0	0	0	0	0 (0)	10879 (1000)
10.00-11.00	0	0	0	0	0	0	0	0	0	0	0	0	0	0	0	0	0	0	0 (0)	10879 (1000)
11.00-12.00	0	0	0	0	0	0	0	0	0	0	0	0	0	0	0	0	0	0	0 (0)	10879 (1000)
12.00-	0	0	0	0	0	0	0	0	0	0	0	0	0	0	0	0	0	0	0 (0)	10879 (1000)
TOTAL	9	115	310	1288	2204	2199	2073	1398	753	364	103	48	15	0	0	0	0	0	10879	10879
(0.1%)	(1)	(11)	(28)	(118)	(203)	(202)	(191)	(129)	(69)	(33)	(9)	(4)	(1)	(0)	(0)	(0)	(0)	(0)	(1000)	(1000)
MICHO	9	124	434	1722	3926	6125	8198	9596	10349	10713	10816	10864	10879	10879	10879	10879	10879	10879	10879	10879
(0.1%)	(1)	(11)	(40)	(158)	(361)	(563)	(754)	(882)	(951)	(985)	(994)	(999)	(1000)	(1000)	(1000)	(1000)	(1000)	(1000)	(1000)	(1000)

付表－2.15 e　鹿島港　波高・周期別度数分布表（通年）

KASHIMA　　KISYU USW NEN HYO　　72- 4 - 84- 12　　DOSUU BUNPU HYO

H \ T	SEION	3- 4	4- 5	5- 6	6- 7	7- 8	8- 9	9-10	10-11	11-12	12-13	13-14	14-15	15-16	16-17	17-18	18-19	19-	H3 TOTAL	T3 HICHO
SEION	12	6	5	3	3	6	1	1	1	1	0	0	0	0	0	0	0	0	39 (1)	39 (1)
0.25- 0.50	0	0	26	76	189	221	162	97	30	11	0	0	0	0	0	0	0	0	792 (19)	831 (20)
0.50- 0.75	9	127	190	459	1189	1624	1288	653	214	76	38	0	0	0	0	0	0	0	5867 (142)	6698 (162)
0.75- 1.00	1	36	229	818	1661	2028	1601	785	274	98	47	11	3	0	0	0	0	0	7592 (184)	14290 (346)
1.00- 1.25	0	11	157	889	1382	1761	1587	832	326	154	40	19	9	0	0	0	0	0	7167 (173)	21457 (519)
1.25- 1.50	0	4	91	709	1037	1337	1162	714	397	180	72	24	5	1	0	0	0	0	5733 (139)	27190 (658)
1.50- 1.75	0	6	22	471	752	833	807	596	331	185	57	30	10	0	0	0	0	0	4100 (99)	31290 (757)
1.75- 2.00	0	0	8	253	621	527	544	502	313	179	69	25	4	2	0	0	0	0	3047 (74)	34337 (831)
2.00- 2.50	0	0	8	165	712	720	606	684	421	265	119	56	17	3	0	0	0	0	3776 (91)	38113 (922)
2.50- 3.00	0	0	0	15	252	389	340	294	228	160	89	36	8	3	1	0	0	0	1815 (44)	39928 (966)
3.00- 3.50	0	0	0	1	39	135	190	130	93	89	48	5	2	1	0	0	0	0	733 (18)	40661 (984)
3.50- 4.00	0	0	0	0	4	44	96	71	47	57	33	4	1	0	0	0	0	0	357 (9)	41018 (992)
4.00- 4.50	0	0	0	0	0	14	35	52	33	22	6	1	0	1	0	0	0	0	164 (4)	41182 (996)
4.50- 5.00	0	0	0	0	0	1	14	17	14	18	9	6	0	0	0	0	0	0	79 (2)	41261 (998)
5.00- 5.50	0	0	0	0	0	1	3	7	8	2	5	6	1	0	0	0	0	0	33 (1)	41294 (999)
5.50- 6.00	0	0	0	0	0	2	2	0	3	3	7	8	2	0	0	0	0	0	27 (1)	41321 (1000)
6.00- 6.50	0	0	0	0	0	0	0	0	0	1	3	3	4	0	0	0	0	0	11 (0)	41332 (1000)
6.50- 7.00	0	0	0	0	0	0	0	0	0	0	0	4	2	0	0	0	0	0	6 (0)	41338 (1000)
7.00- 8.00	0	0	0	0	0	0	0	0	0	0	0	2	0	0	0	0	0	0	2 (0)	41340 (1000)
8.00- 9.00	0	0	0	0	0	0	0	0	0	0	0	0	0	0	0	0	0	0	0 (0)	41340 (1000)
9.00-10.00	0	0	0	0	0	0	0	0	0	0	0	0	0	0	0	0	0	0	0 (0)	41340 (1000)
10.00-11.00	0	0	0	0	0	0	0	0	0	0	0	0	0	0	0	0	0	0	0 (0)	41340 (1000)
11.00-12.00	0	0	0	0	0	0	0	0	0	0	0	0	0	0	0	0	0	0	0 (0)	41340 (1000)
12.00-	0	0	0	0	0	0	0	0	0	0	0	0	0	0	0	0	0	0	0 (0)	41340 (1000)
TOTAL	22	190	736	3859	7821	9643	8438	5435	2733	1501	642	240	68	11	1	0	0	0	41340	41340
(0.1%)	(1)	(5)	(18)	(93)	(189)	(233)	(204)	(131)	(66)	(36)	(16)	(6)	(2)	(0)	(0)	(0)	(0)	(0)	(1000)	(1000)
HICHO	22	212	948	4807	12628	22271	30709	36144	38877	40378	41020	41260	41328	41339	41340	41340	41340	41340	41340	41340
(0.1%)	(1)	(5)	(23)	(116)	(305)	(539)	(743)	(874)	(940)	(977)	(992)	(998)	(1000)	(1000)	(1000)	(1000)	(1000)	(1000)	(1000)	(1000)

付表－2.15 f　鹿島港　波高・周期別出現率表（通年）

KASHIMA　　KISYU USW NEN HYO　　72- 4 - 84- 12　　RITU BUNPU HYO

H \ T	SEION	3- 4	4- 5	5- 6	6- 7	7- 8	8- 9	9-10	10-11	11-12	12-13	13-14	14-15	15-16	16-17	17-18	18-19	19-	H3 TOTAL	T3 HICHO
SEION	0.0	0.0	0.0	0.0	0.0	0.0	0.0	0.0	0.0	0.0	0.	0.	0.	0.	0.	0.	0.	0.	0.1 (39)	0.1 (39)
0.25- 0.50	0.	0.	0.1	0.2	0.4	0.5	0.4	0.2	0.1	0.0	0.	0.	0.	0.	0.	0.	0.	0.	1.9 (792)	2.0 (831)
0.50- 0.75	0.0	0.3	0.5	1.1	2.9	3.9	3.1	1.6	0.5	0.2	0.1	0.	0.	0.	0.	0.	0.	0.	14.2 (5867)	16.2 (6698)
0.75- 1.00	0.0	0.1	0.6	2.0	4.0	4.9	3.9	1.9	0.7	0.2	0.1	0.0	0.0	0.	0.	0.	0.	0.	18.4 (7592)	34.6 (14290)
1.00- 1.25	0.	0.0	0.4	2.2	3.3	4.3	3.8	2.0	0.8	0.4	0.1	0.0	0.0	0.	0.	0.	0.	0.	17.3 (7167)	51.9 (21457)
1.25- 1.50	0.	0.0	0.2	1.7	2.5	3.2	2.8	1.7	1.0	0.4	0.2	0.1	0.0	0.0	0.	0.	0.	0.	13.9 (5733)	65.8 (27190)
1.50- 1.75	0.	0.0	0.1	1.1	1.8	2.0	2.0	1.4	0.8	0.4	0.1	0.1	0.0	0.	0.	0.	0.	0.	9.9 (4100)	75.7 (31290)
1.75- 2.00	0.	0.	0.0	0.6	1.5	1.3	1.3	1.2	0.8	0.4	0.2	0.1	0.0	0.0	0.	0.	0.	0.	7.4 (3047)	83.1 (34337)
2.00- 2.50	0.	0.	0.0	0.4	1.7	1.7	1.5	1.7	1.0	0.6	0.3	0.1	0.0	0.0	0.	0.	0.	0.	9.1 (3776)	92.2 (38113)
2.50- 3.00	0.	0.	0.	0.0	0.6	0.9	0.8	0.7	0.6	0.4	0.2	0.1	0.0	0.0	0.0	0.	0.	0.	4.4 (1815)	96.6 (39928)
3.00- 3.50	0.	0.	0.	0.0	0.1	0.3	0.5	0.3	0.2	0.2	0.1	0.0	0.0	0.0	0.	0.	0.	0.	1.8 (733)	98.4 (40661)
3.50- 4.00	0.	0.	0.	0.	0.0	0.1	0.2	0.2	0.1	0.1	0.1	0.0	0.0	0.	0.	0.	0.	0.	0.9 (357)	99.2 (41018)
4.00- 4.50	0.	0.	0.	0.	0.	0.0	0.1	0.1	0.1	0.1	0.0	0.0	0.	0.0	0.	0.	0.	0.	0.4 (164)	99.6 (41182)
4.50- 5.00	0.	0.	0.	0.	0.	0.0	0.0	0.0	0.0	0.0	0.0	0.0	0.	0.	0.	0.	0.	0.	0.2 (79)	99.8 (41261)
5.00- 5.50	0.	0.	0.	0.	0.	0.0	0.0	0.0	0.0	0.0	0.0	0.0	0.0	0.	0.	0.	0.	0.	0.1 (33)	99.9 (41294)
5.50- 6.00	0.	0.	0.	0.	0.	0.0	0.0	0.	0.0	0.0	0.0	0.0	0.0	0.	0.	0.	0.	0.	0.1 (27)	100.0 (41321)
6.00- 6.50	0.	0.	0.	0.	0.	0.	0.	0.	0.	0.0	0.0	0.0	0.0	0.	0.	0.	0.	0.	0.0 (11)	100.0 (41332)
6.50- 7.00	0.	0.	0.	0.	0.	0.	0.	0.	0.	0.	0.	0.0	0.0	0.	0.	0.	0.	0.	0.0 (6)	100.0 (41338)
7.00- 8.00	0.	0.	0.	0.	0.	0.	0.	0.	0.	0.	0.	0.0	0.	0.	0.	0.	0.	0.	0.0 (2)	100.0 (41340)
8.00- 9.00	0.	0.	0.	0.	0.	0.	0.	0.	0.	0.	0.	0.	0.	0.	0.	0.	0.	0.	0. (0)	100.0 (41340)
9.00-10.00	0.	0.	0.	0.	0.	0.	0.	0.	0.	0.	0.	0.	0.	0.	0.	0.	0.	0.	0. (0)	100.0 (41340)
10.00-11.00	0.	0.	0.	0.	0.	0.	0.	0.	0.	0.	0.	0.	0.	0.	0.	0.	0.	0.	0. (0)	100.0 (41340)
11.00-12.00	0.	0.	0.	0.	0.	0.	0.	0.	0.	0.	0.	0.	0.	0.	0.	0.	0.	0.	0. (0)	100.0 (41340)
12.00-	0.	0.	0.	0.	0.	0.	0.	0.	0.	0.	0.	0.	0.	0.	0.	0.	0.	0.	0. (0)	100.0 (41340)
TOTAL	0.1	0.5	1.8	9.3	18.9	23.3	20.4	13.1	6.6	3.6	1.6	0.6	0.2	0.0	0.0	0.	0.	0.	100.0	100.0
	22	190	736	3859	7821	9643	8438	5435	2733	1501	642	240	68	11	1	0	0	0	41340	41340
HICHO	0.1	0.5	2.3	11.6	30.5	53.9	74.3	87.4	94.0	97.7	99.2	99.8	100.0	100.0	100.0	100.0	100.0	100.0	100.0	100.0
	22	212	948	4807	12628	22271	30709	36144	38877	40378	41020	41260	41328	41339	41340	41340	41340	41340	41340	41340

付表－2.16 a　浜金谷　波高・周期別度数分布表（冬季）

HAMAKANAYA　　KISYU　　USW　　KI　HYO　　72- 84　12- 2　　DOSUU BUNPU HYO　H3　T3

H \ T	SEION	3- 4	4- 5	5- 6	6- 7	7- 8	8- 9	9-10	10-11	11-12	12-13	13-14	14-15	15-16	16-17	17-18	18-19	19-	TOTAL	MICHO
SEION	13	134	212	70	17	1	1	0	0	0	0	0	0	0	0	0	0	0	448	448
																			(37)	(37)
0.25- 0.50	268	1648	1859	1357	440	79	15	0	0	0	0	0	0	0	0	0	0	0	5666	6114
																			(463)	(500)
0.50- 0.75	36	848	553	562	477	203	50	2	0	0	0	0	0	0	0	0	0	0	2731	8845
																			(223)	(723)
0.75- 1.00	0	311	364	304	174	125	58	15	1	0	0	0	0	0	0	0	0	0	1352	10197
																			(110)	(833)
1.00- 1.25	0	51	267	245	108	53	30	15	0	0	0	0	0	0	0	0	0	0	769	10966
																			(63)	(896)
1.25- 1.50	0	3	129	213	70	18	15	11	1	0	0	0	0	0	0	0	0	0	460	11426
																			(38)	(933)
1.50- 1.75	0	0	26	220	64	11	6	2	0	0	0	0	0	0	0	0	0	0	329	11755
																			(27)	(960)
1.75- 2.00	0	0	0	143	54	11	0	1	0	0	0	0	0	0	0	0	0	0	209	11964
																			(17)	(977)
2.00- 2.50	0	0	0	97	114	18	3	2	1	0	0	0	0	0	0	0	0	0	235	12199
																			(19)	(997)
2.50- 3.00	0	0	0	1	26	10	2	0	0	0	0	0	0	0	0	0	0	0	39	12238
																			(3)	(1000)
3.00- 3.50	0	0	0	0	0	2	0	0	0	0	0	0	0	0	0	0	0	0	2	12240
																			(0)	(1000)
3.50- 4.00	0	0	0	0	0	0	0	0	0	0	0	0	0	0	0	0	0	0	0	12240
																			(0)	(1000)
4.00- 4.50	0	0	0	0	0	0	0	0	0	0	0	0	0	0	0	0	0	0	0	12240
																			(0)	(1000)
4.50- 5.00	0	0	0	0	0	0	0	0	0	0	0	0	0	0	0	0	0	0	0	12240
																			(0)	(1000)
5.00- 5.50	0	0	0	0	0	0	0	0	0	0	0	0	0	0	0	0	0	0	0	12240
																			(0)	(1000)
5.50- 6.00	0	0	0	0	0	0	0	0	0	0	0	0	0	0	0	0	0	0	0	12240
																			(0)	(1000)
6.00- 6.50	0	0	0	0	0	0	0	0	0	0	0	0	0	0	0	0	0	0	0	12240
																			(0)	(1000)
6.50- 7.00	0	0	0	0	0	0	0	0	0	0	0	0	0	0	0	0	0	0	0	12240
																			(0)	(1000)
7.00- 8.00	0	0	0	0	0	0	0	0	0	0	0	0	0	0	0	0	0	0	0	12240
																			(0)	(1000)
8.00- 9.00	0	0	0	0	0	0	0	0	0	0	0	0	0	0	0	0	0	0	0	12240
																			(0)	(1000)
9.00-10.00	0	0	0	0	0	0	0	0	0	0	0	0	0	0	0	0	0	0	0	12240
																			(0)	(1000)
10.00-11.00	0	0	0	0	0	0	0	0	0	0	0	0	0	0	0	0	0	0	0	12240
																			(0)	(1000)
11.00-12.00	0	0	0	0	0	0	0	0	0	0	0	0	0	0	0	0	0	0	0	12240
																			(0)	(1000)
12.00-	0	0	0	0	0	0	0	0	0	0	0	0	0	0	0	0	0	0	0	12240
																			(0)	(1000)
TOTAL	317	2995	3410	3212	1544	531	180	48	3	0	0	0	0	0	0	0	0	0	12240	12240
(0.1%)	(26)	(245)	(279)	(262)	(126)	(43)	(15)	(4)	(0)	(0)	(0)	(0)	(0)	(0)	(0)	(0)	(0)	(0)	(1000)	(1000)
MICHO	317	3312	6722	9934	11478	12009	12189	12237	12240	12240	12240	12240	12240	12240	12240	12240	12240	12240	12240	12240
(0.1%)	(26)	(271)	(549)	(812)	(938)	(981)	(996)	(1000)	(1000)	(1000)	(1000)	(1000)	(1000)	(1000)	(1000)	(1000)	(1000)	(1000)	(1000)	(1000)

付表－2.16 b　浜金谷　波高・周期別度数分布表（春季）

HAMAKANAYA　　KISYU　　USW　　KI　HYO　　73- 84　3- 5　　DOSUU BUNPU HYO　H3　T3

H \ T	SEION	3- 4	4- 5	5- 6	6- 7	7- 8	8- 9	9-10	10-11	11-12	12-13	13-14	14-15	15-16	16-17	17-18	18-19	19-	TOTAL	MICHO
SEION	0	198	226	38	3	0	0	0	0	0	0	0	0	0	0	0	0	0	474	474
																			(40)	(40)
0.25- 0.50	274	1749	2381	1349	373	57	10	1	0	0	0	0	0	0	0	0	0	0	6194	6668
																			(526)	(566)
0.50- 0.75	49	807	490	428	388	223	61	14	7	2	0	0	0	0	0	0	0	0	2489	9157
																			(211)	(777)
0.75- 1.00	0	209	354	170	146	128	64	18	6	5	1	0	0	0	0	0	0	0	1101	10258
																			(93)	(871)
1.00- 1.25	0	23	248	140	74	62	46	14	5	3	5	4	0	0	0	0	0	0	624	10882
																			(53)	(924)
1.25- 1.50	0	1	119	143	48	27	18	9	1	4	4	1	0	0	0	0	0	0	375	11257
																			(32)	(956)
1.50- 1.75	0	0	8	132	29	15	5	7	2	0	3	1	0	0	0	0	0	0	202	11459
																			(17)	(973)
1.75- 2.00	0	0	3	93	29	7	4	5	1	0	1	0	0	0	0	0	0	0	143	11602
																			(12)	(985)
2.00- 2.50	0	0	0	39	64	19	8	2	1	0	0	0	0	0	0	0	0	0	133	11735
																			(11)	(996)
2.50- 3.00	0	0	0	1	14	13	4	0	0	0	0	0	0	0	0	0	0	0	32	11767
																			(3)	(999)
3.00- 3.50	0	0	0	0	1	7	2	0	0	0	0	0	0	0	0	0	0	0	10	11777
																			(1)	(1000)
3.50- 4.00	0	0	0	0	0	1	1	0	0	0	0	0	0	0	0	0	0	0	2	11779
																			(0)	(1000)
4.00- 4.50	0	0	0	0	0	0	1	0	0	0	0	0	0	0	0	0	0	0	1	11780
																			(0)	(1000)
4.50- 5.00	0	0	0	0	0	0	0	0	0	0	0	0	0	0	0	0	0	0	0	11780
																			(0)	(1000)
5.00- 5.50	0	0	0	0	0	0	0	0	0	0	0	0	0	0	0	0	0	0	0	11780
																			(0)	(1000)
5.50- 6.00	0	0	0	0	0	0	0	0	0	0	0	0	0	0	0	0	0	0	0	11780
																			(0)	(1000)
6.00- 6.50	0	0	0	0	0	0	0	0	0	0	0	0	0	0	0	0	0	0	0	11780
																			(0)	(1000)
6.50- 7.00	0	0	0	0	0	0	0	0	0	0	0	0	0	0	0	0	0	0	0	11780
																			(0)	(1000)
7.00- 8.00	0	0	0	0	0	0	0	0	0	0	0	0	0	0	0	0	0	0	0	11780
																			(0)	(1000)
8.00- 9.00	0	0	0	0	0	0	0	0	0	0	0	0	0	0	0	0	0	0	0	11780
																			(0)	(1000)
9.00-10.00	0	0	0	0	0	0	0	0	0	0	0	0	0	0	0	0	0	0	0	11780
																			(0)	(1000)
10.00-11.00	0	0	0	0	0	0	0	0	0	0	0	0	0	0	0	0	0	0	0	11780
																			(0)	(1000)
11.00-12.00	0	0	0	0	0	0	0	0	0	0	0	0	0	0	0	0	0	0	0	11780
																			(0)	(1000)
12.00-	0	0	0	0	0	0	0	0	0	0	0	0	0	0	0	0	0	0	0	11780
																			(0)	(1000)
TOTAL	352	2987	3829	2533	1169	559	224	70	23	14	14	6	0	0	0	0	0	0	11780	11780
(0.1%)	(30)	(254)	(325)	(215)	(99)	(47)	(19)	(6)	(2)	(1)	(1)	(1)	(0)	(0)	(0)	(0)	(0)	(0)	(1000)	(1000)
MICHO	352	3339	7168	9701	10870	11429	11653	11723	11746	11760	11774	11780	11780	11780	11780	11780	11780	11780	11780	11780
(0.1%)	(30)	(283)	(608)	(824)	(923)	(970)	(989)	(995)	(997)	(998)	(999)	(1000)	(1000)	(1000)	(1000)	(1000)	(1000)	(1000)	(1000)	(1000)

付表－2.16 c 浜金谷 波高・周期別度数分布表（夏季）

HAMAKANAYA　　KISYU USW　　KI HYO　　73- 84　6- 8　　DOSUU BUNPU HYO　H3 T3

H \ T	SEION	3- 4	4- 5	5- 6	6- 7	7- 8	8- 9	9-10	10-11	11-12	12-13	13-14	14-15	15-16	16-17	17-18	18-19	19-	TOTAL	MICHO
SEION	8	227	295	64	5	0	1	0	0	0	0	0	0	0	0	0	0	0	600 (48)	600 (48)
0.25- 0.50	117	1751	2460	1758	764	233	82	13	1	0	2	0	0	0	0	0	0	0	7181 (571)	7781 (619)
0.50- 0.75	13	576	576	456	401	275	176	104	31	13	2	0	0	0	0	0	0	0	2623 (209)	10404 (828)
0.75- 1.00	0	104	456	173	97	68	54	31	28	32	7	1	0	0	0	0	0	0	1051 (84)	11455 (911)
1.00- 1.25	0	9	266	152	38	39	19	14	14	24	22	3	1	0	0	0	0	0	601 (48)	12056 (959)
1.25- 1.50	0	0	82	104	19	15	14	6	5	6	11	6	1	0	0	0	0	0	269 (21)	12325 (981)
1.50- 1.75	0	0	6	71	18	2	7	4	3	6	3	1	0	0	0	0	0	0	121 (10)	12446 (990)
1.75- 2.00	0	0	2	33	13	2	1	1	1	2	3	1	0	0	0	0	0	0	59 (5)	12505 (995)
2.00- 2.50	0	0	0	9	9	6	1	2	2	2	4	1	0	0	0	0	0	0	36 (3)	12541 (998)
2.50- 3.00	0	0	0	0	5	7	2	3	3	0	0	0	0	0	0	0	0	0	20 (2)	12561 (999)
3.00- 3.50	0	0	0	1	1	2	2	1	0	0	0	0	0	0	0	0	0	0	7 (1)	12568 (1000)
3.50- 4.00	0	0	0	0	0	0	0	0	0	1	0	0	0	0	0	0	0	0	1 (0)	12569 (1000)
4.00- 4.50	0	0	0	0	0	0	0	0	1	0	0	0	0	0	0	0	0	0	1 (0)	12570 (1000)
4.50- 5.00	0	0	0	0	0	0	0	0	0	0	0	0	0	0	0	0	0	0	0 (0)	12570 (1000)
5.00- 5.50	0	0	0	0	0	0	0	0	0	0	0	0	0	0	0	0	0	0	0 (0)	12570 (1000)
5.50- 6.00	0	0	0	0	0	0	0	0	0	0	0	0	0	0	0	0	0	0	0 (0)	12570 (1000)
6.00- 6.50	0	0	0	0	0	0	0	0	0	0	0	0	0	0	0	0	0	0	0 (0)	12570 (1000)
6.50- 7.00	0	0	0	0	0	0	0	0	0	0	0	0	0	0	0	0	0	0	0 (0)	12570 (1000)
7.00- 8.00	0	0	0	0	0	0	0	0	0	0	0	0	0	0	0	0	0	0	0 (0)	12570 (1000)
8.00- 9.00	0	0	0	0	0	0	0	0	0	0	0	0	0	0	0	0	0	0	0 (0)	12570 (1000)
9.00-10.00	0	0	0	0	0	0	0	0	0	0	0	0	0	0	0	0	0	0	0 (0)	12570 (1000)
10.00-11.00	0	0	0	0	0	0	0	0	0	0	0	0	0	0	0	0	0	0	0 (0)	12570 (1000)
11.00-12.00	0	0	0	0	0	0	0	0	0	0	0	0	0	0	0	0	0	0	0 (0)	12570 (1000)
12.00-	0	0	0	0	0	0	0	0	0	0	0	0	0	0	0	0	0	0	0 (0)	12570 (1000)
TOTAL	138	2667	4143	2821	1370	649	359	179	89	86	54	13	2	0	0	0	0	0	12570	12570
(0.1%)	(11)	(212)	(330)	(224)	(109)	(52)	(29)	(14)	(7)	(7)	(4)	(1)	(0)	(0)	(0)	(0)	(0)	(0)	(1000)	(1000)
MICHO	138	2805	6948	9769	11139	11788	12147	12326	12415	12501	12555	12568	12570	12570	12570	12570	12570	12570	12570	12570
(0.1%)	(11)	(223)	(553)	(777)	(886)	(938)	(966)	(981)	(988)	(995)	(999)	(1000)	(1000)	(1000)	(1000)	(1000)	(1000)	(1000)	(1000)	(1000)

付表－2.16 d 浜金谷 波高・周期別度数分布表（秋季）

HAMAKANAYA　　KISYU USW　　KI HYO　　72- 84　9- 11　　DOSUU BUNPU HYO　H3 T3

H \ T	SEION	3- 4	4- 5	5- 6	6- 7	7- 8	8- 9	9-10	10-11	11-12	12-13	13-14	14-15	15-16	16-17	17-18	18-19	19-	TOTAL	MICHO
SEION	55	344	371	98	13	3	1	0	0	0	0	0	0	0	0	0	0	0	885 (71)	885 (71)
0.25- 0.50	373	2072	2200	1430	635	207	64	24	6	1	0	0	0	0	0	0	0	0	7012 (559)	7897 (629)
0.50- 0.75	46	893	413	349	316	201	101	92	57	16	10	1	0	0	0	0	0	0	2495 (199)	10392 (828)
0.75- 1.00	2	227	296	135	119	65	41	37	37	28	14	7	1	1	0	0	0	0	1010 (80)	11402 (908)
1.00- 1.25	0	35	190	140	48	26	17	7	11	3	12	3	1	1	0	0	0	0	494 (39)	11896 (948)
1.25- 1.50	0	2	105	92	36	10	6	7	2	9	6	5	0	0	0	1	0	0	281 (22)	12177 (970)
1.50- 1.75	0	1	22	103	26	4	3	4	0	1	2	2	1	1	0	0	0	0	170 (14)	12347 (984)
1.75- 2.00	0	0	2	71	19	3	2	1	2	0	0	0	0	0	0	0	0	0	100 (8)	12447 (992)
2.00- 2.50	0	0	0	31	41	3	1	0	0	0	1	0	1	0	0	0	0	0	78 (6)	12525 (998)
2.50- 3.00	0	0	0	1	12	5	3	0	0	0	0	0	0	0	0	0	0	0	21 (2)	12546 (999)
3.00- 3.50	0	0	0	0	3	1	0	0	0	0	0	0	0	0	0	0	0	0	4 (0)	12550 (1000)
3.50- 4.00	0	0	0	0	1	0	0	0	1	0	0	0	0	0	0	0	0	0	2 (0)	12552 (1000)
4.00- 4.50	0	0	0	0	0	0	0	1	0	0	0	0	0	0	0	0	0	0	1 (0)	12553 (1000)
4.50- 5.00	0	0	0	0	0	0	0	0	0	0	0	0	0	0	0	0	0	0	0 (0)	12553 (1000)
5.00- 5.50	0	0	0	0	0	0	0	0	0	0	0	0	0	0	0	0	0	0	0 (0)	12553 (1000)
5.50- 6.00	0	0	0	0	0	0	0	0	0	0	0	0	0	0	0	0	0	0	0 (0)	12553 (1000)
6.00- 6.50	0	0	0	0	0	0	0	0	0	0	0	0	0	0	0	0	0	0	0 (0)	12553 (1000)
6.50- 7.00	0	0	0	0	0	0	0	0	0	0	0	0	0	0	0	0	0	0	0 (0)	12553 (1000)
7.00- 8.00	0	0	0	0	0	0	0	0	0	0	0	0	0	0	0	0	0	0	0 (0)	12553 (1000)
8.00- 9.00	0	0	0	0	0	0	0	0	0	0	0	0	0	0	0	0	0	0	0 (0)	12553 (1000)
9.00-10.00	0	0	0	0	0	0	0	0	0	0	0	0	0	0	0	0	0	0	0 (0)	12553 (1000)
10.00-11.00	0	0	0	0	0	0	0	0	0	0	0	0	0	0	0	0	0	0	0 (0)	12553 (1000)
11.00-12.00	0	0	0	0	0	0	0	0	0	0	0	0	0	0	0	0	0	0	0 (0)	12553 (1000)
12.00-	0	0	0	0	0	0	0	0	0	0	0	0	0	0	0	0	0	0	0 (0)	12553 (1000)
TOTAL	476	3574	3599	2450	1269	528	239	173	116	58	45	18	4	3	0	1	0	0	12553	12553
(0.1%)	(38)	(285)	(287)	(195)	(101)	(42)	(19)	(14)	(9)	(5)	(4)	(1)	(0)	(0)	(0)	(0)	(0)	(0)	(1000)	(1000)
MICHO	476	4050	7649	10099	11368	11896	12135	12308	12424	12482	12527	12545	12549	12552	12552	12553	12553	12553	12553	12553
(0.1%)	(38)	(323)	(609)	(805)	(906)	(948)	(967)	(980)	(990)	(994)	(998)	(999)	(1000)	(1000)	(1000)	(1000)	(1000)	(1000)	(1000)	(1000)

付表－2.16 e　浜金谷　波高・周期別度数分布表（通年）

HAMAKANAYA　NEN HYO　72- 9 - 84- 12　BOSUU BUNPU HYO　H3 13

H T	SEION	3- 4	4- 5	5- 6	6- 7	KISYU 7- 8	USU 8- 9	9-10	10-11	11-12	12-13	13-14	14-15	15-16	16-17	17-18	18-19	19-	TOTAL	HICHO
SEION	85	807	1111	274	36	4	3	0	0	0	0	0	0	0	0	0	0	0	2422	2422
																			(49)	(49)
0.25- 0.50	1042	7249	8944	5922	2230	578	172	38	7	1	2	0	0	0	0	0	0	0	26205	28627
																			(529)	(578)
0.50- 0.75	164	3159	2047	1822	1596	908	388	212	95	31	12	1	0	0	0	0	0	0	10435	39062
																			(211)	(789)
0.75- 1.00	2	863	1496	791	538	387	217	101	72	65	22	8	1	1	0	0	0	0	4564	43626
																			(92)	(881)
1.00- 1.25	0	123	981	684	269	180	112	50	30	30	39	10	2	1	0	0	0	0	2511	46137
																			(51)	(932)
1.25- 1.50	0	7	440	562	176	70	53	33	9	19	21	12	1	0	0	1	0	0	1404	47541
																			(28)	(960)
1.50- 1.75	0	1	42	532	138	32	21	17	5	7	8	4	1	1	0	0	0	0	829	48370
																			(17)	(977)
1.75- 2.00	0	0	7	342	118	23	7	8	4	2	4	1	0	0	0	0	0	0	516	48886
																			(10)	(987)
2.00- 2.50	0	0	0	176	231	46	13	6	4	2	5	1	1	0	0	0	0	0	485	49371
																			(10)	(997)
2.50- 3.00	0	0	0	3	57	35	11	3	3	0	0	0	0	0	0	0	0	0	112	49483
																			(2)	(999)
3.00- 3.50	0	0	0	1	5	12	4	1	0	0	0	0	0	0	0	0	0	0	23	49506
																			(0)	(1000)
3.50- 4.00	0	0	0	0	1	1	1	0	1	1	0	0	0	0	0	0	0	0	5	49511
																			(0)	(1000)
4.00- 4.50	0	0	0	0	0	0	1	1	1	0	0	0	0	0	0	0	0	0	3	49514
																			(0)	(1000)
4.50- 5.00	0	0	0	0	0	0	0	0	0	0	0	0	0	0	0	0	0	0	0	49514
																			(0)	(1000)
5.00- 5.50	0	0	0	0	0	0	0	0	0	0	0	0	0	0	0	0	0	0	0	49514
																			(0)	(1000)
5.50- 6.00	0	0	0	0	0	0	0	0	0	0	0	0	0	0	0	0	0	0	0	49514
																			(0)	(1000)
6.00- 6.50	0	0	0	0	0	0	0	0	0	0	0	0	0	0	0	0	0	0	0	49514
																			(0)	(1000)
6.50- 7.00	0	0	0	0	0	0	0	0	0	0	0	0	0	0	0	0	0	0	0	49514
																			(0)	(1000)
7.00- 8.00	0	0	0	0	0	0	0	0	0	0	0	0	0	0	0	0	0	0	0	49514
																			(0)	(1000)
8.00- 9.00	0	0	0	0	0	0	0	0	0	0	0	0	0	0	0	0	0	0	0	49514
																			(0)	(1000)
9.00-10.00	0	0	0	0	0	0	0	0	0	0	0	0	0	0	0	0	0	0	0	49514
																			(0)	(1000)
10.00-11.00	0	0	0	0	0	0	0	0	0	0	0	0	0	0	0	0	0	0	0	49514
																			(0)	(1000)
11.00-12.00	0	0	0	0	0	0	0	0	0	0	0	0	0	0	0	0	0	0	0	49514
																			(0)	(1000)
12.00-	0	0	0	0	0	0	0	0	0	0	0	0	0	0	0	0	0	0	0	49514
																			(0)	(1000)
TOTAL	1293	12329	15088	11109	5397	2276	1003	470	231	158	113	37	6	3	0	1	0	0	49514	49514
(0.1%)	(26)	(249)	(305)	(224)	(109)	(46)	(20)	(9)	(5)	(3)	(2)	(1)	(0)	(0)	(0)	(0)	(0)	(0)	(1000)	(1000)
HICHO	1293	13622	28710	39819	45216	47492	48495	48965	49196	49354	49467	49504	49510	49513	49513	49514	49514	49514	49514	49514
(0.1%)	(26)	(275)	(580)	(804)	(913)	(959)	(979)	(989)	(994)	(997)	(999)	(1000)	(1000)	(1000)	(1000)	(1000)	(1000)	(1000)	(1000)	(1000)

付表－2.16 f　浜金谷　波高・周期別出現率表（通年）

HAMAKANAYA　NEN HYO　72- 9 - 84- 12　RITU BUNPU HYO　H3 13

H T	SEION	3- 4	4- 5	5- 6	6- 7	KISYU 7- 8	USU 8- 9	9-10	10-11	11-12	12-13	13-14	14-15	15-16	16-17	17-18	18-19	19-	TOTAL	HICHO
SEION	0.2	1.8	2.2	0.6	0.1	0.0	0.0	0.	0.	0.	0.	0.	0.	0.	0.	0.	0.	0.	4.9	4.9
																			(2422)	(2422)
0.25- 0.50	2.1	14.7	18.1	12.0	4.5	1.2	0.3	0.1	0.0	0.0	0.0	0.	0.	0.	0.	0.	0.	0.	52.9	57.8
																			(26205)	(28627)
0.50- 0.75	0.3	6.4	4.1	3.7	3.2	1.8	0.8	0.4	0.2	0.1	0.0	0.0	0.	0.	0.	0.	0.	0.	21.1	78.9
																			(10435)	(39062)
0.75- 1.00	0.0	1.7	3.0	1.6	1.1	0.8	0.4	0.2	0.1	0.1	0.0	0.0	0.0	0.0	0.	0.	0.	0.	9.2	88.1
																			(4564)	(43626)
1.00- 1.25	0.	0.2	2.0	1.4	0.5	0.4	0.2	0.1	0.1	0.1	0.1	0.0	0.0	0.0	0.	0.	0.	0.	5.1	93.2
																			(2511)	(46137)
1.25- 1.50	0.	0.0	0.9	1.1	0.4	0.1	0.1	0.1	0.0	0.0	0.0	0.0	0.0	0.	0.	0.0	0.	0.	2.8	96.0
																			(1404)	(47541)
1.50- 1.75	0.	0.0	0.1	1.1	0.3	0.1	0.0	0.0	0.0	0.0	0.0	0.0	0.0	0.0	0.	0.	0.	0.	1.7	97.7
																			(829)	(48370)
1.75- 2.00	0.	0.	0.0	0.7	0.2	0.0	0.0	0.0	0.0	0.0	0.0	0.0	0.	0.	0.	0.	0.	0.	1.0	98.7
																			(516)	(48886)
2.00- 2.50	0.	0.	0.	0.4	0.5	0.1	0.0	0.0	0.0	0.0	0.0	0.0	0.0	0.	0.	0.	0.	0.	1.0	99.7
																			(485)	(49371)
2.50- 3.00	0.	0.	0.	0.0	0.1	0.1	0.0	0.0	0.0	0.	0.	0.	0.	0.	0.	0.	0.	0.	0.2	99.9
																			(112)	(49483)
3.00- 3.50	0.	0.	0.	0.0	0.0	0.0	0.0	0.0	0.	0.	0.	0.	0.	0.	0.	0.	0.	0.	0.0	100.0
																			(23)	(49506)
3.50- 4.00	0.	0.	0.	0.	0.0	0.0	0.0	0.	0.0	0.0	0.	0.	0.	0.	0.	0.	0.	0.	0.0	100.0
																			(5)	(49511)
4.00- 4.50	0.	0.	0.	0.	0.	0.	0.0	0.0	0.0	0.	0.	0.	0.	0.	0.	0.	0.	0.	0.0	100.0
																			(3)	(49514)
4.50- 5.00	0.	0.	0.	0.	0.	0.	0.	0.	0.	0.	0.	0.	0.	0.	0.	0.	0.	0.	0.	100.0
																			(0)	(49514)
5.00- 5.50	0.	0.	0.	0.	0.	0.	0.	0.	0.	0.	0.	0.	0.	0.	0.	0.	0.	0.	0.	100.0
																			(0)	(49514)
5.50- 6.00	0.	0.	0.	0.	0.	0.	0.	0.	0.	0.	0.	0.	0.	0.	0.	0.	0.	0.	0.	100.0
																			(0)	(49514)
6.00- 6.50	0.	0.	0.	0.	0.	0.	0.	0.	0.	0.	0.	0.	0.	0.	0.	0.	0.	0.	0.	100.0
																			(0)	(49514)
6.50- 7.00	0.	0.	0.	0.	0.	0.	0.	0.	0.	0.	0.	0.	0.	0.	0.	0.	0.	0.	0.	100.0
																			(0)	(49514)
7.00- 8.00	0.	0.	0.	0.	0.	0.	0.	0.	0.	0.	0.	0.	0.	0.	0.	0.	0.	0.	0.	100.0
																			(0)	(49514)
8.00- 9.00	0.	0.	0.	0.	0.	0.	0.	0.	0.	0.	0.	0.	0.	0.	0.	0.	0.	0.	0.	100.0
																			(0)	(49514)
9.00-10.00	0.	0.	0.	0.	0.	0.	0.	0.	0.	0.	0.	0.	0.	0.	0.	0.	0.	0.	0.	100.0
																			(0)	(49514)
10.00-11.00	0.	0.	0.	0.	0.	0.	0.	0.	0.	0.	0.	0.	0.	0.	0.	0.	0.	0.	0.	100.0
																			(0)	(49514)
11.00-12.00	0.	0.	0.	0.	0.	0.	0.	0.	0.	0.	0.	0.	0.	0.	0.	0.	0.	0.	0.	100.0
																			(0)	(49514)
12.00-	0.	0.	0.	0.	0.	0.	0.	0.	0.	0.	0.	0.	0.	0.	0.	0.	0.	0.	0.	100.0
																			(0)	(49514)
TOTAL	2.6	24.9	30.5	22.4	10.9	4.6	2.0	0.9	0.5	0.3	0.2	0.1	0.0	0.0	0.	0.0	0.	0.	100.0	100.0
	1293	12329	15088	11109	5397	2276	1003	470	231	158	113	37	6	3	0	1	0	0	49514	49514
HICHO	2.6	27.5	58.0	80.4	91.3	95.9	97.9	98.9	99.4	99.7	99.9	100.0	100.0	100.0	100.0	100.0	100.0	100.0	100.0	100.0
	1293	13622	28710	39819	45216	47492	48495	48965	49196	49354	49467	49504	49510	49513	49513	49514	49514	49514	49514	49514

付表－2.17 a　波浮港　波高・周期別度数分布表（冬季）

HABU　KISYU　USW　KI　HYO　73- 84　12- 2　DOSUU BUNPU HYO　H3　T3

H \ T SEION	3- 4	4- 5	5- 6	6- 7	7- 8	8- 9	9-10	10-11	11-12	12-13	13-14	14-15	15-16	16-17	17-18	18-19	19-	TOTAL	HICHO
SEION	0	0	0	0	0	0	0	0	0	0	0	0	0	0	0	0	0	0	0
0.25- 0.50	0	0	0	0	0	0	0	0	0	0	0	0	0	0	0	0	0	0 (0)	0 (0)
0.50- 0.75	0	0	14	95	121	52	9	0	0	0	0	0	0	0	0	0	0	0 (0)	0 (0)
0.75- 1.00	0	0	62	320	553	292	95	20	0	0	0	0	0	0	0	0	0	291 (27)	291 (27)
1.00- 1.25	0	1	79	473	789	463	186	50	10	3	0	0	0	0	0	0	0	1342 (124)	1633 (151)
1.25- 1.50	0	0	22	478	742	526	232	81	21	1	1	0	0	0	0	0	0	2054 (190)	3687 (341)
1.50- 1.75	0	0	6	332	601	460	202	91	24	3	0	0	0	0	0	0	0	2104 (195)	5791 (536)
1.75- 2.00	0	0	1	200	445	343	174	53	18	4	1	0	0	0	0	0	0	1719 (159)	7510 (696)
2.00- 2.50	0	0	0	84	539	399	180	79	22	16	3	1	0	0	0	0	0	1239 (115)	8749 (810)
2.50- 3.00	0	0	0	3	127	206	101	43	7	4	0	1	0	0	0	0	0	1323 (123)	10072 (933)
3.00- 3.50	0	0	0	0	17	78	47	15	7	1	1	1	0	0	0	0	0	492 (46)	10564 (978)
3.50- 4.00	0	0	0	0	0	5	20	11	2	0	1	1	0	0	0	0	0	167 (15)	10731 (994)
4.00- 4.50	0	0	0	0	0	1	4	4	3	1	2	1	0	0	0	0	0	40 (4)	10771 (998)
4.50- 5.00	0	0	0	0	0	1	0	1	2	2	0	0	0	0	0	0	0	16 (1)	10787 (999)
5.00- 5.50	0	0	0	0	0	0	0	1	0	0	0	0	0	0	0	0	0	6 (1)	10793 (1000)
5.50- 6.00	0	0	0	0	0	0	0	0	1	0	0	0	0	0	0	0	0	1 (0)	10794 (1000)
6.00- 6.50	0	0	0	0	0	0	0	0	1	0	0	0	0	0	0	0	0	1 (0)	10795 (1000)
6.50- 7.00	0	0	0	0	0	0	0	0	1	1	0	0	0	0	0	0	0	2 (0)	10797 (1000)
7.00- 8.00	0	0	0	0	0	0	0	0	0	0	0	0	0	0	0	0	0	0 (0)	10797 (1000)
8.00- 9.00	0	0	0	0	0	0	0	0	0	0	0	0	0	0	0	0	0	0 (0)	10797 (1000)
9.00-10.00	0	0	0	0	0	0	0	0	0	0	0	0	0	0	0	0	0	0 (0)	10797 (1000)
10.00-11.00	0	0	0	0	0	0	0	0	0	0	0	0	0	0	0	0	0	0 (0)	10797 (1000)
11.00-12.00	0	0	0	0	0	0	0	0	0	0	0	0	0	0	0	0	0	0 (0)	10797 (1000)
12.00-	0	0	0	0	0	0	0	0	0	0	0	0	0	0	0	0	0	0 (0)	10797 (1000)
TOTAL (0.1%)	0 (0)	1 (0)	184 (17)	1985 (184)	3934 (364)	2826 (262)	1250 (116)	449 (42)	118 (11)	36 (3)	9 (1)	5 (0)	0 (0)	0 (0)	0 (0)	0 (0)	0 (0)	10797 (1000)	10797 (1000)
HICHO (0.1%)	0 (0)	1 (0)	185 (17)	2170 (201)	6104 (565)	8930 (827)	10180 (943)	10629 (984)	10747 (995)	10783 (999)	10792 (1000)	10797 (1000)	10797 (1000)	10797 (1000)	10797 (1000)	10797 (1000)	10797 (1000)	10797 (1000)	10797 (1000)

付表－2.17 b　波浮港　波高・周期別度数分布表（春季）

HABU　KISYU　USW　KI　HYO　73- 84　3- 5　DOSUU BUNPU HYO　H3　T3

H \ T SEION	3- 4	4- 5	5- 6	6- 7	7- 8	8- 9	9-10	10-11	11-12	12-13	13-14	14-15	15-16	16-17	17-18	18-19	19-	TOTAL	HICHO
SEION	0	0	0	0	0	0	0	0	0	0	0	0	0	0	0	0	0	0	0
0.25- 0.50	0	0	0	0	2	0	0	0	0	0	0	0	0	0	0	0	0	0 (0)	0 (0)
0.50- 0.75	0	0	4	39	117	126	23	0	0	0	0	0	0	0	0	0	0	2 (0)	2 (0)
0.75- 1.00	0	0	28	259	500	410	104	7	0	0	0	0	0	0	0	0	0	311 (30)	313 (30)
1.00- 1.25	0	0	42	347	687	566	197	45	12	2	0	0	0	0	0	0	0	1308 (125)	1621 (155)
1.25- 1.50	0	0	16	269	609	584	214	68	12	5	0	0	0	0	0	0	0	1898 (181)	3519 (336)
1.50- 1.75	0	0	4	189	467	561	276	81	23	3	5	0	0	0	0	0	0	1777 (170)	5296 (506)
1.75- 2.00	0	0	0	58	334	435	238	72	13	12	3	1	0	0	0	0	0	1609 (154)	6905 (660)
2.00- 2.50	0	0	0	43	285	489	308	116	26	12	6	2	0	0	0	0	0	1166 (111)	8071 (771)
2.50- 3.00	0	0	0	4	95	202	193	116	20	12	11	1	0	0	0	0	0	1287 (123)	9358 (894)
3.00- 3.50	0	0	0	0	14	68	73	62	18	6	5	2	0	0	0	0	0	248 (63)	10260 (957)
3.50- 4.00	0	0	0	1	3	20	46	39	9	3	6	0	0	0	0	0	0	127 (24)	10387 (981)
4.00- 4.50	0	0	0	0	0	4	15	14	5	0	2	2	0	0	0	0	0	42 (12)	10429 (993)
4.50- 5.00	0	0	0	0	0	0	9	9	1	0	0	0	0	0	0	0	0	19 (4)	10448 (997)
5.00- 5.50	0	0	0	0	0	0	3	2	2	0	0	0	0	0	0	0	0	7 (2)	10455 (999)
5.50- 6.00	0	0	0	0	0	0	1	1	1	0	0	0	0	0	0	0	0	3 (1)	10458 (999)
6.00- 6.50	0	0	0	0	0	0	0	3	0	0	0	0	0	0	0	0	0	3 (0)	10461 (1000)
6.50- 7.00	0	0	0	0	0	0	0	0	0	1	0	0	0	0	0	0	0	1 (0)	10462 (1000)
7.00- 8.00	0	0	0	0	0	0	0	0	1	0	0	0	0	0	0	0	0	1 (0)	10463 (1000)
8.00- 9.00	0	0	0	0	0	0	0	0	0	0	0	0	0	0	0	0	0	0 (0)	10463 (1000)
9.00-10.00	0	0	0	0	0	0	0	0	0	0	0	0	0	0	0	0	0	0 (0)	10463 (1000)
10.00-11.00	0	0	0	0	0	0	0	0	0	0	0	0	0	0	0	0	0	0 (0)	10463 (1000)
11.00-12.00	0	0	0	0	0	0	0	0	0	0	0	0	0	0	0	0	0	0 (0)	10463 (1000)
12.00-	0	0	0	0	0	0	0	0	0	0	0	0	0	0	0	0	0	0 (0)	10463 (1000)
TOTAL (0.1%)	0 (0)	0 (0)	96 (9)	1209 (116)	3113 (298)	3465 (331)	1700 (162)	635 (61)	143 (14)	56 (5)	38 (4)	8 (1)	0 (0)	0 (0)	0 (0)	0 (0)	0 (0)	10463 (1000)	10463 (1000)
HICHO (0.1%)	0 (0)	0 (0)	96 (9)	1305 (125)	4418 (422)	7883 (753)	9583 (916)	10218 (977)	10361 (990)	10417 (996)	10455 (999)	10463 (1000)	10463 (1000)	10463 (1000)	10463 (1000)	10463 (1000)	10463 (1000)	10463 (1000)	10463 (1000)

付表−2.17 c　波浮港　波高・周期別度数分布表（夏季）

HABU　　　　KISYU　USW　KI　HYO　　73- 84　6- 8　　DOSUU BUNPU HYO　H3　T3

H \ T	SEION	3- 4	4- 5	5- 6	6- 7	7- 8	8- 9	9-10	10-11	11-12	12-13	13-14	14-15	15-16	16-17	17-18	18-19	19-	TOTAL	MICHO
SEION	0	0	0	0	0	0	0	0	0	0	0	0	0	0	0	0	0	0	0	0
																			(0)	(0)
0.25- 0.50	0	0	1	1	7	3	4	0	0	0	0	0	0	0	0	0	0	0	16	16
																			(1)	(1)
0.50- 0.75	0	0	7	107	393	387	171	17	2	0	0	0	0	0	0	0	0	0	1084	1100
																			(99)	(100)
0.75- 1.00	0	0	20	274	833	896	457	92	7	1	0	0	0	0	0	0	0	0	2580	3680
																			(235)	(336)
1.00- 1.25	0	0	9	262	793	930	538	175	15	3	0	0	0	0	0	0	0	0	2725	6405
																			(249)	(584)
1.25- 1.50	0	0	2	209	495	571	383	152	41	11	3	1	0	0	0	0	0	0	1868	8273
																			(170)	(754)
1.50- 1.75	0	0	0	69	249	332	218	87	46	14	9	1	0	0	0	0	0	0	1025	9298
																			(93)	(848)
1.75- 2.00	0	0	0	19	123	199	142	67	25	23	5	4	0	0	0	0	0	0	607	9905
																			(55)	(903)
2.00- 2.50	0	0	0	14	87	137	132	100	48	32	6	3	0	0	0	0	0	0	559	10464
																			(51)	(954)
2.50- 3.00	0	0	0	0	17	59	67	52	18	18	10	1	0	0	0	0	0	0	242	10706
																			(22)	(976)
3.00- 3.50	0	0	0	0	2	19	28	27	21	10	9	2	0	0	0	0	0	0	118	10824
																			(11)	(987)
3.50- 4.00	0	0	0	0	1	3	13	23	16	5	2	2	1	0	0	0	0	0	66	10890
																			(6)	(993)
4.00- 4.50	0	0	0	0	0	2	10	13	4	5	2	2	0	0	0	0	0	0	38	10928
																			(3)	(997)
4.50- 5.00	0	0	0	0	0	0	0	3	5	6	1	0	0	0	0	0	0	0	15	10943
																			(1)	(998)
5.00- 5.50	0	0	0	0	0	0	1	6	1	0	2	0	0	0	0	0	0	0	10	10953
																			(1)	(999)
5.50- 6.00	0	0	0	0	0	0	0	0	3	0	0	0	0	0	0	0	0	0	3	10956
																			(0)	(999)
6.00- 6.50	0	0	0	0	0	0	0	1	1	0	0	0	0	0	0	0	0	0	2	10958
																			(0)	(999)
6.50- 7.00	0	0	0	0	0	0	0	1	0	3	0	0	0	0	0	0	0	0	4	10962
																			(0)	(1000)
7.00- 8.00	0	0	0	0	0	0	0	0	1	1	0	0	0	0	0	0	0	0	2	10964
																			(0)	(1000)
8.00- 9.00	0	0	0	0	0	0	0	0	1	0	0	0	0	0	0	0	0	0	1	10965
																			(0)	(1000)
9.00-10.00	0	0	0	0	0	0	0	0	0	0	0	0	0	0	0	0	0	0	0	10965
																			(0)	(1000)
10.00-11.00	0	0	0	0	0	0	0	0	0	0	0	0	0	0	0	0	0	0	0	10965
																			(0)	(1000)
11.00-12.00	0	0	0	0	0	0	0	0	0	0	0	0	0	0	0	0	0	0	0	10965
																			(0)	(1000)
12.00-	0	0	0	0	0	0	0	0	0	0	0	0	0	0	0	0	0	0	0	10965
																			(0)	(1000)
TOTAL	0	0	39	955	3000	3538	2164	816	255	132	49	16	1	0	0	0	0	0	10965	10965
(0.1%)	(0)	(0)	(4)	(87)	(274)	(323)	(197)	(74)	(23)	(12)	(4)	(1)	(0)	(0)	(0)	(0)	(0)	(0)	(1000)	(1000)
MICHO	0	0	39	994	3994	7532	9696	10512	10767	10899	10948	10964	10965	10965	10965	10965	10965	10965	10965	10965
(0.1%)	(0)	(0)	(4)	(91)	(364)	(687)	(884)	(959)	(982)	(994)	(998)	(1000)	(1000)	(1000)	(1000)	(1000)	(1000)	(1000)	(1000)	(1000)

付表−2.17 d　波浮港　波高・周期別度数分布表（秋季）

HABU　　　　KISYU　USW　KI　HYO　　73- 84　9- 11　　DOSUU BUNPU HYO　H3　T3

H \ T	SEION	3- 4	4- 5	5- 6	6- 7	7- 8	8- 9	9-10	10-11	11-12	12-13	13-14	14-15	15-16	16-17	17-18	18-19	19-	TOTAL	MICHO
SEION	0	0	0	0	0	0	0	0	0	0	0	0	0	0	0	0	0	0	0	0
																			(0)	(0)
0.25- 0.50	0	0	0	1	4	5	0	1	0	0	0	0	0	0	0	0	0	0	11	11
																			(1)	(1)
0.50- 0.75	0	0	16	115	188	161	61	11	0	0	0	0	0	0	0	0	0	0	552	563
																			(50)	(51)
0.75- 1.00	0	0	46	254	453	427	203	51	8	0	0	0	0	0	0	0	0	0	1442	2005
																			(130)	(181)
1.00- 1.25	0	0	26	266	609	671	283	96	28	3	0	0	0	0	0	0	0	0	1982	3987
																			(179)	(359)
1.25- 1.50	0	0	14	232	529	625	310	147	29	8	0	1	0	0	0	0	0	0	1895	5882
																			(171)	(530)
1.50- 1.75	0	0	1	123	391	488	324	152	59	8	2	0	0	0	0	0	0	0	1548	7430
																			(140)	(670)
1.75- 2.00	0	0	1	34	266	305	242	135	71	18	6	1	0	0	0	0	0	0	1079	8509
																			(97)	(767)
2.00- 2.50	0	0	0	13	185	388	355	241	127	53	20	1	1	1	0	0	0	0	1385	9894
																			(125)	(892)
2.50- 3.00	0	0	0	1	53	140	160	125	105	60	22	1	1	0	0	0	0	0	668	10562
																			(60)	(952)
3.00- 3.50	0	0	0	1	2	38	71	63	49	33	16	6	0	0	0	0	0	0	279	10841
																			(25)	(977)
3.50- 4.00	0	0	0	0	2	14	19	26	21	15	15	3	1	0	0	0	0	0	116	10957
																			(10)	(988)
4.00- 4.50	0	0	0	0	0	0	6	14	11	13	10	7	7	1	0	0	0	0	69	11026
																			(6)	(994)
4.50- 5.00	0	0	0	0	0	0	5	11	5	6	4	3	2	0	0	0	0	0	36	11062
																			(3)	(997)
5.00- 5.50	0	0	0	0	0	0	0	3	3	3	3	2	2	0	0	0	0	0	16	11078
																			(1)	(999)
5.50- 6.00	0	0	0	0	0	0	1	1	1	2	2	2	1	0	0	0	0	0	10	11088
																			(1)	(999)
6.00- 6.50	0	0	0	0	0	0	0	0	0	0	0	0	0	1	0	0	0	0	1	11089
																			(0)	(1000)
6.50- 7.00	0	0	0	0	0	0	0	0	0	3	1	0	0	0	0	0	0	0	4	11093
																			(0)	(1000)
7.00- 8.00	0	0	0	0	0	0	0	0	1	0	0	0	0	0	0	0	0	0	1	11094
																			(0)	(1000)
8.00- 9.00	0	0	0	0	0	0	0	0	0	0	0	0	0	0	0	0	0	0	0	11094
																			(0)	(1000)
9.00-10.00	0	0	0	0	0	0	0	0	0	0	0	0	0	0	0	0	0	0	0	11094
																			(0)	(1000)
10.00-11.00	0	0	0	0	0	0	0	0	0	0	0	0	0	0	0	0	0	0	0	11094
																			(0)	(1000)
11.00-12.00	0	0	0	0	0	0	0	0	0	0	0	0	0	0	0	0	0	0	0	11094
																			(0)	(1000)
12.00-	0	0	0	0	0	0	0	0	0	0	0	0	0	0	0	0	0	0	0	11094
																			(0)	(1000)
TOTAL	0	0	104	1040	2682	3262	2040	1077	518	225	101	27	15	3	0	0	0	0	11094	11094
(0.1%)	(0)	(0)	(9)	(94)	(242)	(294)	(184)	(97)	(47)	(20)	(9)	(2)	(1)	(0)	(0)	(0)	(0)	(0)	(1000)	(1000)
MICHO	0	0	104	1144	3826	7088	9128	10205	10723	10948	11049	11076	11091	11094	11094	11094	11094	11094	11094	11094
(0.1%)	(0)	(0)	(9)	(103)	(345)	(639)	(823)	(920)	(967)	(987)	(996)	(998)	(1000)	(1000)	(1000)	(1000)	(1000)	(1000)	(1000)	(1000)

付表－2.17 e　波浮港　波高・周期別度数分布表（通年）

HABU　　NEN　HYO　　73- 4 - 84- 11　　DOSUU BUNPU HYO

H \ T	SEION	3- 4	4- 5	5- 6	6- 7	KISYU 7- 8	USV 8- 9	9-10	10-11	11-12	12-13	13-14	14-15	15-16	16-17	17-18	18-19	19-	N3 / TOTAL	T3 / MICHO
SEION	0	0	0	0	0	0	0	0	0	0	0	0	0	0	0	0	0	0	0	0
0.25- 0.50	0	0	1	2	13	8	4	1	0	0	0	0	0	0	0	0	0	0	(0)	(0)
0.50- 0.75	0	0	43	356	819	726	264	28	2	0	0	0	0	0	0	0	0	0	29	29
0.75- 1.00	0	0	156	1107	2339	2025	859	170	15	1	0	0	0	0	0	0	0	0	(1)	(1)
1.00- 1.25	0	1	156	1348	2878	2630	1204	366	65	11	0	0	0	0	0	0	0	0	2238	2267
1.25- 1.50	0	0	54	1188	2375	2306	1139	448	103	25	4	2	0	0	0	0	0	0	(52)	(52)
1.50- 1.75	0	0	11	713	1708	1841	1020	411	152	28	16	1	0	0	0	0	0	0	6672	8939
1.75- 2.00	0	0	2	311	1168	1282	796	327	127	57	15	6	0	0	0	0	0	0	(154)	(206)
2.00- 2.50	0	0	0	154	1096	1413	975	536	223	113	35	7	1	1	0	0	0	0	8659	17598
2.50- 3.00	0	0	0	8	292	607	521	336	150	94	43	4	1	0	0	0	0	0	(200)	(406)
3.00- 3.50	0	0	0	1	35	203	219	167	95	50	31	11	0	0	0	0	0	0	7644	25242
3.50- 4.00	0	0	0	1	6	42	98	99	48	23	24	6	2	0	0	0	0	0	(176)	(583)
4.00- 4.50	0	0	0	0	0	7	35	45	23	19	16	12	7	1	0	0	0	0	5901	31143
4.50- 5.00	0	0	0	0	0	1	14	24	13	14	5	3	2	0	0	0	0	0	(136)	(719)
5.00- 5.50	0	0	0	0	0	0	4	12	6	3	5	2	2	0	0	0	0	0	4091	35234
5.50- 6.00	0	0	0	0	0	0	2	2	6	2	2	2	1	0	0	0	0	0	(94)	(813)
6.00- 6.50	0	0	0	0	0	0	0	4	2	1	0	0	0	1	0	0	0	0	4554	39788
6.50- 7.00	0	0	0	0	0	0	0	1	0	7	1	0	0	0	0	0	0	0	(105)	(918)
7.00- 8.00	0	0	0	0	0	0	0	0	3	1	0	0	0	0	0	0	0	0	2056	41844
8.00- 9.00	0	0	0	0	0	0	0	0	1	0	0	0	0	0	0	0	0	0	(47)	(966)
9.00-10.00	0	0	0	0	0	0	0	0	0	0	0	0	0	0	0	0	0	0	812	42656
10.00-11.00	0	0	0	0	0	0	0	0	0	0	0	0	0	0	0	0	0	0	(19)	(985)
11.00-12.00	0	0	0	0	0	0	0	0	0	0	0	0	0	0	0	0	0	0	349	43005
12.00-	0	0	0	0	0	0	0	0	0	0	0	0	0	0	0	0	0	0	(8)	(993)
TOTAL	0	1	423	5189	12729	13091	7154	2977	1034	449	197	56	16	3	0	0	0	0	165	43170
(0.1%)	(0)	(0)	(10)	(120)	(294)	(302)	(165)	(69)	(24)	(10)	(5)	(1)	(0)	(0)	(0)	(0)	(0)	(0)	(4)	(997)
MICHO	0	1	424	5613	18342	31433	38587	41564	42598	43047	43244	43300	43316	43319	43319	43319	43319	43319	76	43246
(0.1%)	(0)	(0)	(10)	(130)	(423)	(726)	(891)	(959)	(983)	(994)	(998)	(1000)	(1000)	(1000)	(1000)	(1000)	(1000)	(1000)	(2)	(998)
																			34	43280
																			(1)	(999)
																			17	43297
																			(0)	(999)
																			8	43305
																			(0)	(1000)
																			9	43314
																			(0)	(1000)
																			4	43318
																			(0)	(1000)
																			1	43319
																			(0)	(1000)
																			0	43319
																			(0)	(1000)
																			0	43319
																			(0)	(1000)
																			0	43319
																			(0)	(1000)
																			0	43319
																			(0)	(1000)

付表－2.17 f　波浮港　波高・周期別出現率表（通年）

HABU　　NEN　HYO　　73- 4 - 84- 11　　RITU BUNPU HYO

H \ T	SEION	3- 4	4- 5	5- 6	6- 7	KISYU 7- 8	USV 8- 9	9-10	10-11	11-12	12-13	13-14	14-15	15-16	16-17	17-18	18-19	19-	N3 / TOTAL	T3 / MICHO
SEION	0.	0.	0.	0.	0.	0.	0.	0.	0.	0.	0.	0.	0.	0.	0.	0.	0.	0.	0.	0.
0.25- 0.50	0.	0.	0.0	0.0	0.0	0.0	0.0	0.0	0.	0.	0.	0.	0.	0.	0.	0.	0.	0.	(0)	(0)
0.50- 0.75	0.	0.	0.1	0.8	1.9	1.7	0.6	0.1	0.0	0.	0.	0.	0.	0.	0.	0.	0.	0.	0.1	0.1
0.75- 1.00	0.	0.	0.4	2.6	5.4	4.7	2.0	0.4	0.0	0.0	0.	0.	0.	0.	0.	0.	0.	0.	(29)	(29)
1.00- 1.25	0.	0.0	0.4	3.1	6.6	6.1	2.8	0.8	0.2	0.0	0.	0.	0.	0.	0.	0.	0.	0.	5.2	5.2
1.25- 1.50	0.	0.	0.1	2.7	5.5	5.3	2.6	1.0	0.2	0.1	0.0	0.0	0.	0.	0.	0.	0.	0.	(2238)	(2267)
1.50- 1.75	0.	0.	0.0	1.6	3.9	4.2	2.4	0.9	0.4	0.1	0.0	0.0	0.	0.	0.	0.	0.	0.	15.4	20.6
1.75- 2.00	0.	0.	0.0	0.7	2.7	3.0	1.8	0.8	0.3	0.1	0.0	0.0	0.	0.	0.	0.	0.	0.	(6672)	(8939)
2.00- 2.50	0.	0.	0.	0.4	2.5	3.3	2.3	1.2	0.5	0.3	0.1	0.0	0.0	0.0	0.	0.	0.	0.	20.0	40.6
2.50- 3.00	0.	0.	0.	0.0	0.7	1.4	1.2	0.8	0.3	0.2	0.1	0.0	0.0	0.	0.	0.	0.	0.	(8659)	(17598)
3.00- 3.50	0.	0.	0.	0.0	0.1	0.5	0.5	0.4	0.2	0.1	0.1	0.0	0.	0.	0.	0.	0.	0.	17.6	58.3
3.50- 4.00	0.	0.	0.	0.0	0.0	0.1	0.2	0.2	0.1	0.1	0.1	0.0	0.0	0.	0.	0.	0.	0.	(7644)	(25242)
4.00- 4.50	0.	0.	0.	0.	0.	0.0	0.1	0.1	0.1	0.0	0.0	0.0	0.0	0.0	0.	0.	0.	0.	13.6	71.9
4.50- 5.00	0.	0.	0.	0.	0.	0.0	0.0	0.1	0.0	0.0	0.0	0.0	0.0	0.	0.	0.	0.	0.	(5901)	(31143)
5.00- 5.50	0.	0.	0.	0.	0.	0.	0.0	0.0	0.0	0.0	0.0	0.0	0.0	0.	0.	0.	0.	0.	9.4	81.3
5.50- 6.00	0.	0.	0.	0.	0.	0.	0.0	0.0	0.0	0.0	0.0	0.0	0.0	0.	0.	0.	0.	0.	(4091)	(35234)
6.00- 6.50	0.	0.	0.	0.	0.	0.	0.	0.0	0.0	0.0	0.	0.	0.	0.0	0.	0.	0.	0.	10.5	91.8
6.50- 7.00	0.	0.	0.	0.	0.	0.	0.	0.0	0.	0.0	0.0	0.	0.	0.	0.	0.	0.	0.	(4554)	(39788)
7.00- 8.00	0.	0.	0.	0.	0.	0.	0.	0.	0.0	0.0	0.	0.	0.	0.	0.	0.	0.	0.	4.7	96.6
8.00- 9.00	0.	0.	0.	0.	0.	0.	0.	0.	0.0	0.	0.	0.	0.	0.	0.	0.	0.	0.	(2056)	(41844)
9.00-10.00	0.	0.	0.	0.	0.	0.	0.	0.	0.	0.	0.	0.	0.	0.	0.	0.	0.	0.	1.9	98.5
10.00-11.00	0.	0.	0.	0.	0.	0.	0.	0.	0.	0.	0.	0.	0.	0.	0.	0.	0.	0.	(812)	(42656)
11.00-12.00	0.	0.	0.	0.	0.	0.	0.	0.	0.	0.	0.	0.	0.	0.	0.	0.	0.	0.	0.8	99.3
12.00-	0.	0.	0.	0.	0.	0.	0.	0.	0.	0.	0.	0.	0.	0.	0.	0.	0.	0.	(349)	(43005)
TOTAL	0.	0.0	1.0	12.0	29.4	30.2	16.5	6.9	2.4	1.0	0.5	0.1	0.0	0.0	0.	0.	0.	0.	0.4	99.7
	0	1	423	5189	12729	13091	7154	2977	1034	449	197	56	16	3	0	0	0	0	(165)	(43170)
MICHO	0.	0.0	1.0	13.0	42.3	72.6	89.1	95.9	98.3	99.4	99.8	100.0	100.0	100.0	100.0	100.0	100.0	100.0	0.2	99.8
	0	1	424	5613	18342	31433	38587	41564	42598	43047	43244	43300	43316	43319	43319	43319	43319	43319	(76)	(43246)
																			0.1	99.9
																			(34)	(43280)
																			0.0	99.9
																			(17)	(43297)
																			0.0	100.0
																			(8)	(43305)
																			0.0	100.0
																			(9)	(43314)
																			0.0	100.0
																			(4)	(43318)
																			0.0	100.0
																			(1)	(43319)
																			0.	100.0
																			(0)	(43319)
																			0.	100.0
																			(0)	(43319)
																			0.	100.0
																			(0)	(43319)
																			0.	100.0
																			(0)	(43319)

付表－2.18 a 潮岬 波高・周期別度数分布表（冬季）

SHIONOMISAKI KI HYO 70- 84 12- 2 DOSUU BUNPU HYO

KISYU PW H3 T3

H \ T	SEION	3- 4	4- 5	5- 6	6- 7	7- 8	8- 9	9-10	10-11	11-12	12-13	13-14	14-15	15-16	16-17	17-18	18-19	19-	TOTAL	HICHO
SEION	75	0	0	0	33	239	731	1407	1247	565	217	61	14	1	0	0	0	0	4590 (360)	4590 (360)
0.25- 0.50	0	0	0	8	475	985	866	682	450	134	21	11	7	0	0	0	0	0	3639 (286)	8229 (646)
0.50- 0.75	0	0	0	32	693	533	273	78	60	17	1	0	0	0	0	0	0	0	1687 (132)	9916 (778)
0.75- 1.00	0	0	0	18	509	369	156	39	7	3	1	0	0	0	0	0	0	0	1102 (86)	11018 (865)
1.00- 1.25	0	0	0	12	228	255	129	36	12	4	2	0	0	0	0	0	0	0	678 (53)	11696 (918)
1.25- 1.50	0	0	0	6	100	162	98	26	10	2	1	0	0	0	0	0	0	0	405 (32)	12101 (950)
1.50- 1.75	0	0	0	2	53	75	75	16	8	0	0	0	0	0	0	0	0	0	229 (18)	12330 (968)
1.75- 2.00	0	0	0	4	24	51	58	15	3	0	0	0	0	0	0	0	0	0	155 (12)	12485 (980)
2.00- 2.50	0	0	0	0	11	63	54	24	4	0	0	0	0	0	0	0	0	0	156 (12)	12641 (992)
2.50- 3.00	0	0	0	0	1	21	20	17	4	0	0	0	0	0	0	0	0	0	63 (5)	12704 (997)
3.00- 3.50	0	0	0	0	1	3	10	4	2	0	0	0	0	0	0	0	0	0	20 (2)	12724 (999)
3.50- 4.00	0	0	0	0	0	2	2	1	0	0	0	0	0	0	0	0	0	0	5 (0)	12729 (999)
4.00- 4.50	0	0	0	0	0	1	1	4	0	0	0	0	0	0	0	0	0	0	6 (0)	12735 (1000)
4.50- 5.00	0	0	0	0	0	0	0	1	0	0	0	0	0	0	0	0	0	0	1 (0)	12736 (1000)
5.00- 5.50	0	0	0	0	0	0	1	2	0	0	0	0	0	0	0	0	0	0	3 (0)	12739 (1000)
5.50- 6.00	0	0	0	0	0	0	1	0	0	0	0	0	0	0	0	0	0	0	1 (0)	12740 (1000)
6.00- 6.50	0	0	0	0	0	0	0	0	0	0	0	0	0	0	0	0	0	0	0 (0)	12740 (1000)
6.50- 7.00	0	0	0	0	0	0	0	0	0	0	0	0	0	0	0	0	0	0	0 (0)	12740 (1000)
7.00- 8.00	0	0	0	0	0	0	0	0	0	0	0	0	0	0	0	0	0	0	0 (0)	12740 (1000)
8.00- 9.00	0	0	0	0	0	0	0	0	0	0	0	0	0	0	0	0	0	0	0 (0)	12740 (1000)
9.00-10.00	0	0	0	0	0	0	0	0	0	0	0	0	0	0	0	0	0	0	0 (0)	12740 (1000)
10.00-11.00	0	0	0	0	0	0	0	0	0	0	0	0	0	0	0	0	0	0	0 (0)	12740 (1000)
11.00-12.00	0	0	0	0	0	0	0	0	0	0	0	0	0	0	0	0	0	0	0 (0)	12740 (1000)
12.00-	0	0	0	0	0	0	0	0	0	0	0	0	0	0	0	0	0	0	0 (0)	12740 (1000)
TOTAL	75	0	0	82	2128	2759	2475	2352	1807	725	243	72	21	1	0	0	0	0	12740	12740
(0.1%)	(6)	(0)	(0)	(6)	(167)	(217)	(194)	(185)	(142)	(57)	(19)	(6)	(2)	(0)	(0)	(0)	(0)	(0)	(1000)	(1000)
HICHO	75	75	75	157	2285	5044	7519	9871	11678	12403	12646	12718	12739	12740	12740	12740	12740	12740	12740	12740
(0.1%)	(6)	(6)	(6)	(12)	(179)	(396)	(590)	(775)	(917)	(974)	(993)	(998)	(1000)	(1000)	(1000)	(1000)	(1000)	(1000)	(1000)	(1000)

付表－2.18 b 潮岬 波高・周期別度数分布表（春季）

SHIONOMISAKI KI HYO 71- 84 3- 5 DOSUU BUNPU HYO

KISYU PW H3 T3

H \ T	SEION	3- 4	4- 5	5- 6	6- 7	7- 8	8- 9	9-10	10-11	11-12	12-13	13-14	14-15	15-16	16-17	17-18	18-19	19-	TOTAL	HICHO
SEION	421	0	0	0	11	171	848	1712	1219	500	196	72	26	6	1	0	0	0	5183 (379)	5183 (379)
0.25- 0.50	0	0	0	4	172	765	1377	1315	641	163	31	3	1	0	0	0	0	0	4472 (327)	9655 (706)
0.50- 0.75	0	0	0	20	240	584	366	155	92	50	25	6	1	0	0	0	0	0	1539 (112)	11194 (818)
0.75- 1.00	0	0	0	16	195	382	197	79	31	29	12	8	0	0	0	0	0	0	949 (69)	12143 (887)
1.00- 1.25	0	0	0	9	120	207	119	46	17	5	10	3	4	1	0	0	0	0	541 (40)	12684 (927)
1.25- 1.50	0	0	0	6	43	100	109	27	11	4	7	3	4	0	0	0	0	0	314 (23)	12998 (950)
1.50- 1.75	0	0	0	1	20	74	66	29	8	4	4	6	1	0	0	0	0	0	213 (16)	13211 (966)
1.75- 2.00	0	0	0	2	5	40	41	24	5	0	0	4	0	0	0	0	0	0	121 (9)	13332 (974)
2.00- 2.50	0	0	0	2	6	67	63	42	7	0	0	2	3	0	0	0	0	0	192 (14)	13524 (988)
2.50- 3.00	0	0	0	1	0	21	25	30	6	0	0	0	0	0	0	0	0	0	83 (6)	13607 (994)
3.00- 3.50	0	0	2	0	0	2	13	11	8	2	0	0	0	0	0	0	0	0	38 (3)	13645 (997)
3.50- 4.00	0	0	0	0	0	3	1	11	2	0	0	0	0	0	0	0	0	0	17 (1)	13662 (998)
4.00- 4.50	0	0	0	0	0	0	4	5	7	0	0	0	0	0	0	0	0	0	16 (1)	13678 (1000)
4.50- 5.00	0	0	0	0	0	0	1	0	3	0	0	0	0	0	0	0	0	0	4 (0)	13682 (1000)
5.00- 5.50	0	0	0	0	0	0	0	0	1	0	0	0	0	0	0	0	0	0	1 (0)	13683 (1000)
5.50- 6.00	0	0	0	0	0	0	0	0	0	0	0	0	0	0	0	0	0	0	0 (0)	13683 (1000)
6.00- 6.50	0	0	0	0	0	0	0	0	0	0	0	0	0	0	0	0	0	0	0 (0)	13683 (1000)
6.50- 7.00	0	0	0	0	0	0	0	0	0	0	0	0	0	0	0	0	0	0	0 (0)	13683 (1000)
7.00- 8.00	0	0	0	0	0	0	0	0	0	0	0	0	0	0	0	0	0	0	0 (0)	13683 (1000)
8.00- 9.00	0	0	0	0	0	0	0	0	0	0	0	0	0	0	0	0	0	0	0 (0)	13683 (1000)
9.00-10.00	0	0	0	0	0	0	0	0	0	0	0	0	0	0	0	0	0	0	0 (0)	13683 (1000)
10.00-11.00	0	0	0	0	0	0	0	0	0	0	0	0	0	0	0	0	0	0	0 (0)	13683 (1000)
11.00-12.00	0	0	0	0	0	0	0	0	0	0	0	0	0	0	0	0	0	0	0 (0)	13683 (1000)
12.00-	0	0	0	0	0	0	0	0	0	0	0	0	0	0	0	0	0	0	0 (0)	13683 (1000)
TOTAL	421	0	2	61	812	2416	3230	3486	2058	757	285	107	40	7	1	0	0	0	13683	13683
(0.1%)	(31)	(0)	(0)	(4)	(59)	(177)	(236)	(255)	(150)	(55)	(21)	(8)	(3)	(1)	(0)	(0)	(0)	(0)	(1000)	(1000)
HICHO	421	421	423	484	1296	3712	6942	10428	12486	13243	13528	13635	13675	13682	13683	13683	13683	13683	13683	13683
(0.1%)	(31)	(31)	(31)	(35)	(95)	(271)	(507)	(762)	(913)	(968)	(989)	(996)	(999)	(1000)	(1000)	(1000)	(1000)	(1000)	(1000)	(1000)

付表－2.18 c　潮岬　波高・周期別度数分布表（夏季）

SHIONOMISAKI　KISYU PW　KI HYO　70- 84　6- 8　DOSUU BUNPU HYO

H ＼ T	SEION	3- 4	4- 5	5- 6	6- 7	7- 8	8- 9	9-10	10-11	11-12	12-13	13-14	14-15	15-16	16-17	17-18	18-19	19-	H3 TOTAL	T3 MICHO
SEION	151	0	0	0	32	244	811	1084	704	271	105	29	24	1	2	1	0	0	3459 (275)	3459 (275)
0.25- 0.50	0	0	0	2	143	964	1328	780	249	98	43	11	6	0	0	0	0	0	3624 (289)	7083 (564)
0.50- 0.75	0	0	0	2	260	519	623	389	238	67	28	11	2	0	0	0	0	0	2139 (170)	9222 (734)
0.75- 1.00	0	0	0	4	138	274	240	239	168	83	30	9	4	0	0	0	0	0	1189 (95)	10411 (829)
1.00- 1.25	0	0	0	2	55	169	133	97	132	94	36	18	5	0	0	0	0	0	741 (59)	11152 (888)
1.25- 1.50	0	0	0	0	25	93	72	43	60	62	32	13	4	2	0	0	0	0	406 (32)	11558 (920)
1.50- 1.75	0	0	0	0	8	39	44	32	33	72	37	17	2	0	0	0	0	0	284 (23)	11842 (943)
1.75- 2.00	0	0	0	0	2	25	41	16	18	39	45	18	6	1	0	0	0	0	211 (17)	12053 (960)
2.00- 2.50	0	0	0	0	0	25	41	30	19	32	59	33	15	3	0	0	0	0	257 (20)	12310 (980)
2.50- 3.00	0	0	0	0	0	8	11	10	7	21	43	19	12	2	0	0	0	0	133 (11)	12443 (991)
3.00- 3.50	0	0	0	0	0	5	5	2	2	5	26	7	6	4	0	0	0	0	62 (5)	12505 (996)
3.50- 4.00	0	0	0	0	0	0	0	0	5	4	12	7	2	1	0	0	0	0	31 (2)	12536 (998)
4.00- 4.50	0	0	0	0	0	0	0	0	2	0	2	2	2	0	0	0	0	0	8 (1)	12544 (999)
4.50- 5.00	0	0	0	0	0	0	0	0	0	0	1	3	0	0	0	0	0	0	4 (0)	12548 (999)
5.00- 5.50	0	0	0	0	0	0	0	0	0	0	1	0	3	0	0	0	0	0	4 (0)	12552 (999)
5.50- 6.00	0	0	0	0	0	0	0	0	0	0	0	1	0	0	0	0	0	0	1 (0)	12553 (1000)
6.00- 6.50	0	0	0	0	0	0	0	0	0	0	3	1	0	0	0	0	0	0	4 (0)	12557 (1000)
6.50- 7.00	0	0	0	0	0	0	0	0	0	0	0	2	0	0	0	0	0	0	2 (0)	12559 (1000)
7.00- 8.00	0	0	0	0	0	0	0	0	0	0	0	0	0	0	0	0	0	0	0 (0)	12559 (1000)
8.00- 9.00	0	0	0	0	0	0	0	0	0	0	0	0	0	0	0	0	0	0	0 (0)	12559 (1000)
9.00-10.00	0	0	0	0	0	0	0	0	0	0	0	0	0	0	0	0	0	0	0 (0)	12559 (1000)
10.00-11.00	0	0	0	0	0	0	0	0	0	0	0	0	0	0	0	0	0	0	0 (0)	12559 (1000)
11.00-12.00	0	0	0	0	0	0	0	0	0	0	0	0	0	0	0	0	0	0	0 (0)	12559 (1000)
12.00-	0	0	0	0	0	0	0	0	0	0	0	0	0	0	0	0	0	0	0 (0)	12559 (1000)
TOTAL	151	0	0	10	663	2365	3349	2722	1637	848	503	201	93	14	2	1	0	0	12559	12559
(0.1%)	(12)	(0)	(0)	(1)	(53)	(188)	(267)	(217)	(130)	(68)	(40)	(16)	(7)	(1)	(0)	(0)	(0)	(0)	(1000)	(1000)
MICHO	151	151	151	161	824	3189	6538	9260	10897	11745	12248	12449	12542	12556	12558	12559	12559	12559	12559	12559
(0.1%)	(12)	(12)	(12)	(13)	(66)	(254)	(521)	(737)	(868)	(935)	(975)	(991)	(999)	(1000)	(1000)	(1000)	(1000)	(1000)	(1000)	(1000)

付表－2.18 d　潮岬　波高・周期別度数分布表（秋季）

SHIONOMISAKI　KISYU PW　KI HYO　70- 84　9- 11　DOSUU BUNPU HYO

H ＼ T	SEION	3- 4	4- 5	5- 6	6- 7	7- 8	8- 9	9-10	10-11	11-12	12-13	13-14	14-15	15-16	16-17	17-18	18-19	19-	H3 TOTAL	T3 MICHO
SEION	202	1	0	1	52	188	701	1560	1566	744	214	52	12	0	0	0	0	0	5293 (422)	5293 (422)
0.25- 0.50	0	0	0	8	206	500	654	968	747	343	152	49	23	1	0	0	0	0	3651 (291)	8944 (714)
0.50- 0.75	0	0	0	13	205	241	152	203	190	140	118	45	11	2	1	0	0	0	1321 (105)	10265 (819)
0.75- 1.00	0	0	0	8	158	145	74	58	115	106	101	76	20	4	0	0	0	0	865 (69)	11130 (888)
1.00- 1.25	0	0	0	7	50	94	31	31	74	73	57	42	12	1	0	0	0	0	472 (38)	11602 (926)
1.25- 1.50	0	0	0	2	32	54	25	11	27	52	41	23	10	3	2	0	0	0	282 (22)	11884 (948)
1.50- 1.75	0	0	0	2	17	44	24	13	23	32	34	17	2	3	3	0	0	0	214 (17)	12098 (965)
1.75- 2.00	0	0	0	1	5	27	19	9	14	20	27	14	3	3	2	0	0	0	144 (11)	12242 (977)
2.00- 2.50	0	0	0	0	7	23	19	10	15	19	25	21	10	3	3	1	0	0	156 (12)	12398 (989)
2.50- 3.00	0	0	0	0	2	7	11	6	2	13	14	10	4	1	1	0	0	0	71 (6)	12469 (995)
3.00- 3.50	0	0	0	0	0	0	5	0	0	3	5	6	2	1	0	0	1	0	23 (2)	12492 (997)
3.50- 4.00	0	0	0	0	0	0	0	0	0	5	7	9	2	0	0	1	0	0	24 (2)	12516 (998)
4.00- 4.50	0	0	0	0	0	0	0	2	0	1	1	3	1	1	2	0	0	0	11 (1)	12527 (999)
4.50- 5.00	0	0	0	0	0	0	0	0	1	0	0	0	0	0	0	0	0	0	1 (0)	12528 (999)
5.00- 5.50	0	0	0	0	0	0	0	0	0	1	1	1	0	0	1	0	0	0	4 (0)	12532 (1000)
5.50- 6.00	0	0	0	0	0	0	0	0	0	1	0	1	0	1	0	0	0	0	3 (0)	12535 (1000)
6.00- 6.50	0	0	0	0	0	0	0	0	0	0	0	0	0	0	0	0	0	0	0 (0)	12535 (1000)
6.50- 7.00	0	0	0	0	0	0	0	0	0	0	0	0	0	0	0	0	0	0	0 (0)	12535 (1000)
7.00- 8.00	0	0	0	0	0	0	0	0	0	0	0	0	0	0	0	0	0	0	0 (0)	12535 (1000)
8.00- 9.00	0	0	0	0	0	0	0	0	0	0	0	0	0	0	0	0	0	0	0 (0)	12535 (1000)
9.00-10.00	0	0	0	0	0	0	0	0	0	0	0	0	0	0	0	0	0	0	0 (0)	12535 (1000)
10.00-11.00	0	0	0	0	0	0	0	0	0	0	0	0	0	0	0	0	0	0	0 (0)	12535 (1000)
11.00-12.00	0	0	0	0	0	0	0	0	0	0	0	0	0	0	0	0	0	0	0 (0)	12535 (1000)
12.00-	0	0	0	0	0	0	0	0	0	0	0	0	0	0	0	0	0	0	0 (0)	12535 (1000)
TOTAL	202	1	0	42	734	1323	1715	2871	2774	1553	797	369	112	24	15	2	1	0	12535	12535
(0.1%)	(16)	(0)	(0)	(3)	(59)	(106)	(137)	(229)	(221)	(124)	(64)	(29)	(9)	(2)	(1)	(0)	(0)	(0)	(1000)	(1000)
MICHO	202	203	203	245	979	2302	4017	6888	9662	11215	12012	12381	12493	12517	12532	12534	12535	12535	12535	12535
(0.1%)	(16)	(16)	(16)	(20)	(78)	(184)	(320)	(550)	(771)	(895)	(958)	(988)	(997)	(999)	(1000)	(1000)	(1000)	(1000)	(1000)	(1000)

付表－2.18 e　潮岬　波高・周期別度数分布表（通年）

SHIONOMISAKI　　NEN HYO　　70- 8 - 84- 12　　BOSUU BUNPU HYO

T / H	SEION	3- 4	4- 5	5- 6	6- 7	7- 8	8- 9	9-10	10-11	11-12	12-13	13-14	14-15	15-16	16-17	17-18	18-19	19-	TOTAL	H3 T3 HICHO
SEION	849	1	0	9	139	863	3106	5840	4789	2083	732	214	76	8	3	1	0	0	18705	18705 (361)(361)
0.25- 0.50	0	0	0	25	1036	3227	4237	3758	2097	739	247	74	37	1	0	0	0	0	15478	34183 (298)(659)
0.50- 0.75	0	0	0	68	1429	1883	1423	828	588	274	172	62	14	2	1	0	0	0	6744	40927 (130)(789)
0.75- 1.00	0	0	0	46	1013	1174	667	418	325	221	144	93	24	4	0	0	0	0	4129	45056 (80)(869)
1.00- 1.25	0	0	0	30	455	726	412	210	235	176	105	63	21	2	0	0	0	0	2435	47491 (47)(916)
1.25- 1.50	0	0	0	14	200	409	304	107	108	120	81	39	18	5	2	0	0	0	1407	48898 (27)(943)
1.50- 1.75	0	0	0	5	98	232	209	90	72	108	75	40	5	3	3	0	0	0	940	49838 (18)(961)
1.75- 2.00	0	0	0	7	36	143	159	64	40	59	72	36	9	4	2	0	0	0	631	50469 (12)(973)
2.00- 2.50	0	0	0	2	24	178	177	106	45	51	84	56	28	6	3	1	0	0	761	51230 (15)(988)
2.50- 3.00	0	0	0	1	3	57	67	63	19	34	57	29	16	3	1	0	0	0	350	51580 (7)(994)
3.00- 3.50	0	0	2	0	1	10	33	17	12	10	31	13	8	5	0	0	1	0	143	51723 (3)(997)
3.50- 4.00	0	0	0	0	0	5	3	12	7	9	19	16	4	1	0	1	0	0	77	51800 (1)(999)
4.00- 4.50	0	0	0	0	0	1	5	11	9	1	3	5	3	1	2	0	0	0	41	51841 (1)(999)
4.50- 5.00	0	0	0	0	0	0	1	1	4	0	1	3	0	0	0	0	0	0	10	51851 (0)(1000)
5.00- 5.50	0	0	0	0	0	0	1	2	1	1	2	1	3	0	1	0	0	0	12	51863 (0)(1000)
5.50- 6.00	0	0	0	0	0	0	1	0	0	1	0	2	0	1	0	0	0	0	5	51868 (0)(1000)
6.00- 6.50	0	0	0	0	0	0	0	0	0	0	3	1	0	0	0	0	0	0	4	51872 (0)(1000)
6.50- 7.00	0	0	0	0	0	0	0	0	0	0	0	2	0	0	0	0	0	0	2	51874 (0)(1000)
7.00- 8.00	0	0	0	0	0	0	0	0	0	0	0	0	0	0	0	0	0	0	0	51874 (0)(1000)
8.00- 9.00	0	0	0	0	0	0	0	0	0	0	0	0	0	0	0	0	0	0	0	51874 (0)(1000)
9.00-10.00	0	0	0	0	0	0	0	0	0	0	0	0	0	0	0	0	0	0	0	51874 (0)(1000)
10.00-11.00	0	0	0	0	0	0	0	0	0	0	0	0	0	0	0	0	0	0	0	51874 (0)(1000)
11.00-12.00	0	0	0	0	0	0	0	0	0	0	0	0	0	0	0	0	0	0	0	51874 (0)(1000)
12.00-	0	0	0	0	0	0	0	0	0	0	0	0	0	0	0	0	0	0	0	51874 (0)(1000)
TOTAL	849	1	2	199	4434	8908	10805	11527	8351	3887	1828	749	266	46	18	3	1	0	51874	51874
(0.1%)	(16)(	0)(	0)(	4)(	85)(	172)(	208)(	222)(	161)(	75)(	35)(	14)(	5)(	1)(	0)(	0)(	0)(	0)	(1000)	(1000)
HICHO	849	850	852	1051	5485	14393	25198	36725	45076	48963	50791	51540	51806	51852	51870	51873	51874	51874	51874	51874
(0.1%)	(16)(	16)(	16)(	20)(	106)(	277)(	486)(	708)(	869)(	944)(	979)(	994)(	999)(	(1000)	(1000)	(1000)	(1000)	(1000)	(1000)	(1000)

付表－2.18 f　潮岬　波高・周期別出現率表（通年）

SHIONOMISAKI　　NEN HYO　　70- 8 - 84- 12　　RITU BUNPU HYO

T / H	SEION	3- 4	4- 5	5- 6	6- 7	7- 8	8- 9	9-10	10-11	11-12	12-13	13-14	14-15	15-16	16-17	17-18	18-19	19-	TOTAL	H3 T3 HICHO
SEION	1.6	0.0	0.	0.0	0.3	1.7	6.0	11.3	9.2	4.0	1.4	0.4	0.1	0.0	0.0	0.0	0.	0.	36.1	36.1 (18705)(18705)
0.25- 0.50	0.	0.	0.	0.0	2.0	6.2	8.2	7.2	4.0	1.4	0.5	0.1	0.1	0.0	0.	0.	0.	0.	29.8	65.9 (15478)(34183)
0.50- 0.75	0.	0.	0.	0.1	2.8	3.6	2.7	1.6	1.1	0.5	0.3	0.1	0.0	0.0	0.0	0.	0.	0.	13.0	78.9 (6744)(40927)
0.75- 1.00	0.	0.	0.	0.1	2.0	2.3	1.3	0.8	0.6	0.4	0.3	0.2	0.0	0.0	0.	0.	0.	0.	8.0	86.9 (4129)(45056)
1.00- 1.25	0.	0.	0.	0.1	0.9	1.4	0.8	0.4	0.5	0.3	0.2	0.1	0.0	0.0	0.	0.	0.	0.	4.7	91.6 (2435)(47491)
1.25- 1.50	0.	0.	0.	0.0	0.4	0.8	0.6	0.2	0.2	0.2	0.2	0.1	0.0	0.0	0.0	0.	0.	0.	2.7	94.3 (1407)(48898)
1.50- 1.75	0.	0.	0.	0.0	0.2	0.4	0.4	0.2	0.1	0.2	0.1	0.1	0.0	0.0	0.0	0.	0.	0.	1.8	96.1 (940)(49838)
1.75- 2.00	0.	0.	0.	0.0	0.1	0.3	0.3	0.1	0.1	0.1	0.1	0.1	0.0	0.0	0.0	0.	0.	0.	1.2	97.3 (631)(50469)
2.00- 2.50	0.	0.	0.	0.0	0.0	0.3	0.3	0.2	0.1	0.1	0.2	0.1	0.1	0.0	0.0	0.0	0.	0.	1.5	98.8 (761)(51230)
2.50- 3.00	0.	0.	0.	0.0	0.0	0.1	0.1	0.1	0.0	0.1	0.1	0.1	0.0	0.0	0.0	0.	0.	0.	0.7	99.4 (350)(51580)
3.00- 3.50	0.	0.	0.0	0.	0.0	0.0	0.1	0.0	0.0	0.0	0.1	0.0	0.0	0.0	0.	0.	0.0	0.	0.3	99.7 (143)(51723)
3.50- 4.00	0.	0.	0.	0.	0.	0.0	0.0	0.0	0.0	0.0	0.0	0.0	0.0	0.0	0.	0.0	0.	0.	0.1	99.9 (77)(51800)
4.00- 4.50	0.	0.	0.	0.	0.	0.0	0.0	0.0	0.0	0.0	0.0	0.0	0.0	0.0	0.0	0.	0.	0.	0.1	99.9 (41)(51841)
4.50- 5.00	0.	0.	0.	0.	0.	0.	0.0	0.0	0.0	0.	0.0	0.0	0.	0.	0.	0.	0.	0.	0.0	100.0 (10)(51851)
5.00- 5.50	0.	0.	0.	0.	0.	0.	0.0	0.0	0.0	0.0	0.0	0.0	0.0	0.	0.0	0.	0.	0.	0.0	100.0 (12)(51863)
5.50- 6.00	0.	0.	0.	0.	0.	0.	0.0	0.	0.	0.0	0.	0.0	0.	0.0	0.	0.	0.	0.	0.0	100.0 (5)(51868)
6.00- 6.50	0.	0.	0.	0.	0.	0.	0.	0.	0.	0.	0.0	0.0	0.	0.	0.	0.	0.	0.	0.0	100.0 (4)(51872)
6.50- 7.00	0.	0.	0.	0.	0.	0.	0.	0.	0.	0.	0.	0.0	0.	0.	0.	0.	0.	0.	0.0	100.0 (2)(51874)
7.00- 8.00	0.	0.	0.	0.	0.	0.	0.	0.	0.	0.	0.	0.	0.	0.	0.	0.	0.	0.	0.	100.0 (0)(51874)
8.00- 9.00	0.	0.	0.	0.	0.	0.	0.	0.	0.	0.	0.	0.	0.	0.	0.	0.	0.	0.	0.	100.0 (0)(51874)
9.00-10.00	0.	0.	0.	0.	0.	0.	0.	0.	0.	0.	0.	0.	0.	0.	0.	0.	0.	0.	0.	100.0 (0)(51874)
10.00-11.00	0.	0.	0.	0.	0.	0.	0.	0.	0.	0.	0.	0.	0.	0.	0.	0.	0.	0.	0.	100.0 (0)(51874)
11.00-12.00	0.	0.	0.	0.	0.	0.	0.	0.	0.	0.	0.	0.	0.	0.	0.	0.	0.	0.	0.	100.0 (0)(51874)
12.00-	0.	0.	0.	0.	0.	0.	0.	0.	0.	0.	0.	0.	0.	0.	0.	0.	0.	0.	0.	100.0 (0)(51874)
TOTAL	1.6	0.0	0.0	0.4	8.5	17.2	20.8	22.2	16.1	7.5	3.5	1.4	0.5	0.1	0.0	0.0	0.0	0.	100.0	100.0
	849	1	2	199	4434	8908	10805	11527	8351	3887	1828	749	266	46	18	3	1	0	51874	51874
HICHO	1.6	1.6	1.6	2.0	10.6	27.7	48.6	70.8	86.9	94.4	97.9	99.4	99.9	100.0	100.0	100.0	100.0	100.0	100.0	100.0
	849	850	852	1051	5485	14393	25198	36725	45076	48963	50791	51540	51806	51852	51870	51873	51874	51874	51874	51874

付表－2.19 a　高知沖　波高・周期別度数分布表（冬季）

KOCHI　　KISYU　　AW　　K1　HYO　　80- 84　12- 2　　DOSUU BUNPU HYO

H \ T	SEION	3- 4	4- 5	5- 6	6- 7	7- 8	8- 9	9-10	10-11	11-12	12-13	13-14	14-15	15-16	16-17	17-18	18-19	19-	H3 TOTAL	T3 MICHO
SEION	0	0	15	68	85	76	24	18	3	1	0	0	0	0	0	0	0	0	292	292
0.25- 0.50	1	4	187	325	309	284	284	167	74	17	3	0	0	0	0	0	0	0	(95) 1655	(95) 1947
0.50- 0.75	0	0	104	135	112	85	107	100	44	18	8	1	1	0	0	0	0	0	(537) 715	(632) 2662
0.75- 1.00	0	0	22	41	52	40	32	27	24	6	0	0	0	0	0	0	0	0	(232) 244	(864) 2906
1.00- 1.25	0	0	2	13	29	18	4	6	8	1	0	0	0	0	0	0	0	0	(79) 81	(943) 2987
1.25- 1.50	0	0	0	2	12	8	3	7	5	0	0	0	0	0	0	0	0	0	(26) 37	(969) 3024
1.50- 1.75	0	0	0	0	8	4	1	8	0	0	0	0	0	0	0	0	0	0	(12) 21	(981) 3045
1.75- 2.00	0	0	0	0	1	7	4	2	1	0	0	0	0	0	0	0	0	0	(7) 15	(988) 3060
2.00- 2.50	0	0	0	0	0	5	2	6	1	0	0	0	0	0	0	0	0	0	(5) 14	(993) 3074
2.50- 3.00	0	0	0	0	0	2	4	1	0	0	0	0	0	0	0	0	0	0	(5) 7	(998) 3081
3.00- 3.50	0	0	0	0	0	0	0	0	0	0	0	0	0	0	0	0	0	0	(2) 0	(1000) 3081
3.50- 4.00	0	0	0	0	0	0	0	0	0	0	0	0	0	0	0	0	0	0	(0) 0	(1000) 3081
4.00- 4.50	0	0	0	0	0	0	0	0	0	0	0	0	0	0	0	0	0	0	(0) 0	(1000) 3081
4.50- 5.00	0	0	0	0	0	0	0	0	0	0	0	0	0	0	0	0	0	0	(0) 0	(1000) 3081
5.00- 5.50	0	0	0	0	0	0	0	0	0	0	0	0	0	0	0	0	0	0	(0) 0	(1000) 3081
5.50- 6.00	0	0	0	0	0	0	0	0	0	0	0	0	0	0	0	0	0	0	(0) 0	(1000) 3081
6.00- 6.50	0	0	0	0	0	0	0	0	0	0	0	0	0	0	0	0	0	0	(0) 0	(1000) 3081
6.50- 7.00	0	0	0	0	0	0	0	0	0	0	0	0	0	0	0	0	0	0	(0) 0	(1000) 3081
7.00- 8.00	0	0	0	0	0	0	0	0	0	0	0	0	0	0	0	0	0	0	(0) 0	(1000) 3081
8.00- 9.00	0	0	0	0	0	0	0	0	0	0	0	0	0	0	0	0	0	0	(0) 0	(1000) 3081
9.00-10.00	0	0	0	0	0	0	0	0	0	0	0	0	0	0	0	0	0	0	(0) 0	(1000) 3081
10.00-11.00	0	0	0	0	0	0	0	0	0	0	0	0	0	0	0	0	0	0	(0) 0	(1000) 3081
11.00-12.00	0	0	0	0	0	0	0	0	0	0	0	0	0	0	0	0	0	0	(0) 0	(1000) 3081
12.00-	0	0	0	0	0	0	0	0	0	0	0	0	0	0	0	0	0	0	(0) 0	(1000) 3081
TOTAL	1	4	330	584	608	529	467	342	160	43	11	1	1	0	0	0	0	0	3081	3081
(0.1%)	(0)	(1)	(107)	(190)	(197)	(172)	(152)	(111)	(52)	(14)	(4)	(0)	(0)	(0)	(0)	(0)	(0)	(0)	(1000)	(1000)
MICHO	1	5	335	919	1527	2056	2523	2865	3025	3068	3079	3080	3081	3081	3081	3081	3081	3081	3081	3081
(0.1%)	(0)	(2)	(109)	(298)	(496)	(667)	(819)	(930)	(982)	(996)	(999)	(1000)	(1000)	(1000)	(1000)	(1000)	(1000)	(1000)	(1000)	(1000)

付表－2.19 b　高知沖　波高・周期別度数分布表（春季）

KOCHI　　KISYU　　AW　　K1　HYO　　81- 84　3- 5　　DOSUU BUNPU HYO

H \ T	SEION	3- 4	4- 5	5- 6	6- 7	7- 8	8- 9	9-10	10-11	11-12	12-13	13-14	14-15	15-16	16-17	17-18	18-19	19-	H3 TOTAL	T3 MICHO
SEION	0	0	1	1	11	12	1	0	0	0	0	0	0	0	0	0	0	0	26	26
0.25- 0.50	0	0	24	52	158	371	262	83	20	2	0	0	0	0	0	0	0	0	(8) 972	(8) 998
0.50- 0.75	0	0	13	78	213	285	209	75	15	7	2	0	0	0	0	0	0	0	(288) 897	(296) 1895
0.75- 1.00	0	0	5	58	135	194	141	48	3	4	2	3	1	0	0	0	0	0	(266) 594	(561) 2489
1.00- 1.25	0	0	2	34	63	88	66	19	3	0	1	0	0	0	0	0	0	0	(176) 276	(737) 2765
1.25- 1.50	0	0	0	8	61	53	44	10	6	0	0	0	0	0	0	0	0	0	(82) 180	(819) 2945
1.50- 1.75	0	0	0	0	26	43	35	19	18	1	0	0	0	0	0	0	0	0	(53) 142	(872) 3087
1.75- 2.00	0	0	0	0	5	26	31	12	17	5	0	0	0	0	0	0	0	0	(42) 100	(914) 3187
2.00- 2.50	0	0	0	0	6	29	43	21	12	3	0	0	0	0	0	0	0	0	(30) 114	(944) 3301
2.50- 3.00	0	0	0	0	2	13	23	5	1	4	0	0	0	0	0	0	0	0	(34) 48	(977) 3349
3.00- 3.50	0	0	0	0	0	5	9	1	1	0	0	0	0	0	0	0	0	0	(14) 16	(992) 3365
3.50- 4.00	0	0	0	0	0	0	4	4	1	0	0	0	0	0	0	0	0	0	(5) 9	(996) 3374
4.00- 4.50	0	0	0	0	0	0	1	0	0	0	0	0	0	0	0	0	0	0	(3) 1	(999) 3375
4.50- 5.00	0	0	0	0	0	0	0	2	0	0	0	0	0	0	0	0	0	0	(0) 2	(999) 3377
5.00- 5.50	0	0	0	0	0	0	0	0	0	0	0	0	0	0	0	0	0	0	(1) 0	(1000) 3377
5.50- 6.00	0	0	0	0	0	0	0	0	0	0	0	0	0	0	0	0	0	0	(0) 0	(1000) 3377
6.00- 6.50	0	0	0	0	0	0	0	0	0	0	0	0	0	0	0	0	0	0	(0) 0	(1000) 3377
6.50- 7.00	0	0	0	0	0	0	0	0	0	0	0	0	0	0	0	0	0	0	(0) 0	(1000) 3377
7.00- 8.00	0	0	0	0	0	0	0	0	0	0	0	0	0	0	0	0	0	0	(0) 0	(1000) 3377
8.00- 9.00	0	0	0	0	0	0	0	0	0	0	0	0	0	0	0	0	0	0	(0) 0	(1000) 3377
9.00-10.00	0	0	0	0	0	0	0	0	0	0	0	0	0	0	0	0	0	0	(0) 0	(1000) 3377
10.00-11.00	0	0	0	0	0	0	0	0	0	0	0	0	0	0	0	0	0	0	(0) 0	(1000) 3377
11.00-12.00	0	0	0	0	0	0	0	0	0	0	0	0	0	0	0	0	0	0	(0) 0	(1000) 3377
12.00-	0	0	0	0	0	0	0	0	0	0	0	0	0	0	0	0	0	0	(0) 0	(1000) 3377
TOTAL	0	0	45	229	684	1119	869	299	97	26	5	3	1	0	0	0	0	0	3377	3377
(0.1%)	(0)	(0)	(13)	(68)	(203)	(331)	(257)	(89)	(29)	(8)	(1)	(1)	(0)	(0)	(0)	(0)	(0)	(0)	(1000)	(1000)
MICHO	0	0	45	274	958	2077	2946	3245	3342	3368	3373	3376	3377	3377	3377	3377	3377	3377	3377	3377
(0.1%)	(0)	(0)	(13)	(81)	(284)	(615)	(872)	(961)	(990)	(997)	(999)	(1000)	(1000)	(1000)	(1000)	(1000)	(1000)	(1000)	(1000)	(1000)

付表－2.19 c　高知沖　波高・周期別度数分布表（夏季）

KOOCHI　KISYU AW　KI HYO　81- 84　6- 8　DOSUU BUNPU HYO

H \ T	SEION	3- 4	4- 5	5- 6	6- 7	7- 8	8- 9	9-10	10-11	11-12	12-13	13-14	14-15	15-16	16-17	17-18	18-19	19-	H3 TOTAL	T3 HICHO
SEION	0	0	0	1	1	2	0	0	0	0	0	0	0	0	0	0	0	0	4 (1)	4 (1)
0.25- 0.50	0	0	6	60	176	279	200	75	16	3	1	0	0	0	0	0	0	0	816 (189)	820 (190)
0.50- 0.75	0	0	5	76	332	473	350	132	20	6	0	0	0	0	0	0	0	0	1394 (324)	2214 (514)
0.75- 1.00	0	0	1	77	215	225	144	73	10	6	1	0	0	0	0	0	0	0	752 (175)	2966 (688)
1.00- 1.25	0	0	0	35	129	116	61	50	24	7	2	2	0	0	0	0	0	0	424 (98)	3390 (787)
1.25- 1.50	0	0	0	7	61	74	29	24	26	5	2	1	0	0	0	0	0	0	229 (53)	3619 (840)
1.50- 1.75	0	0	0	0	36	54	31	8	17	8	6	0	0	0	0	0	0	0	160 (37)	3779 (877)
1.75- 2.00	0	0	0	0	15	23	23	15	19	15	4	6	0	0	0	0	0	0	120 (28)	3899 (905)
2.00- 2.50	0	0	0	0	8	16	39	26	34	46	13	8	0	0	0	0	0	0	190 (44)	4089 (949)
2.50- 3.00	0	0	0	0	0	5	15	11	14	9	21	3	1	0	0	0	0	0	79 (18)	4168 (968)
3.00- 3.50	0	0	0	0	0	2	7	4	2	19	23	4	0	0	0	0	0	0	61 (14)	4229 (982)
3.50- 4.00	0	0	0	0	0	0	3	4	4	5	11	5	2	0	0	0	0	0	34 (8)	4263 (990)
4.00- 4.50	0	0	0	0	0	0	2	2	1	2	2	4	0	0	0	0	0	0	13 (3)	4276 (993)
4.50- 5.00	0	0	0	0	0	0	1	1	2	0	0	2	0	0	0	0	0	0	6 (1)	4282 (994)
5.00- 5.50	0	0	0	0	0	0	0	0	1	3	2	2	1	0	0	0	0	0	9 (2)	4291 (996)
5.50- 6.00	0	0	0	0	0	0	0	0	1	2	3	1	0	0	0	0	0	0	7 (2)	4298 (998)
6.00- 6.50	0	0	0	0	0	0	0	0	1	1	1	0	0	0	0	0	0	0	3 (1)	4301 (998)
6.50- 7.00	0	0	0	0	0	0	0	0	0	3	0	0	0	0	0	0	0	0	3 (1)	4304 (999)
7.00- 8.00	0	0	0	0	0	0	0	0	2	1	0	0	0	0	0	0	0	0	3 (1)	4307 (1000)
8.00- 9.00	0	0	0	0	0	0	0	0	0	1	0	0	0	0	0	0	0	0	1 (0)	4308 (1000)
9.00-10.00	0	0	0	0	0	0	0	0	0	0	0	0	0	0	0	0	0	0	0 (0)	4308 (1000)
10.00-11.00	0	0	0	0	0	0	0	0	0	0	0	0	0	0	0	0	0	0	0 (0)	4308 (1000)
11.00-12.00	0	0	0	0	0	0	0	0	0	0	0	0	0	0	0	0	0	0	0 (0)	4308 (1000)
12.00-	0	0	0	0	0	0	0	0	0	0	0	0	0	0	0	0	0	0	0 (0)	4308 (1000)
TOTAL	0	0	12	256	973	1267	905	425	194	142	92	38	4	0	0	0	0	0	4308	4308
(0.1%)	(0)	(0)	(3)	(59)	(226)	(294)	(210)	(99)	(45)	(33)	(21)	(9)	(1)	(0)	(0)	(0)	(0)	(0)	(1000)	(1000)
HICHO	0	0	12	268	1241	2508	3413	3838	4032	4174	4266	4304	4308	4308	4308	4308	4308	4308	4308	4308
(0.1%)	(0)	(0)	(3)	(62)	(288)	(582)	(792)	(891)	(936)	(969)	(990)	(999)	(1000)	(1000)	(1000)	(1000)	(1000)	(1000)	(1000)	(1000)

付表－2.19 d　高知沖　波高・周期別度数分布表（秋季）

KOOCHI　KISYU AW　KI HYO　80- 84　9- 11　DOSUU BUNPU HYO

H \ T	SEION	3- 4	4- 5	5- 6	6- 7	7- 8	8- 9	9-10	10-11	11-12	12-13	13-14	14-15	15-16	16-17	17-18	18-19	19-	H3 TOTAL	T3 HICHO
SEION	0	0	4	28	53	64	33	5	2	0	0	0	0	0	0	0	0	0	189 (38)	189 (38)
0.25- 0.50	0	0	41	155	209	387	350	158	62	21	2	0	0	0	0	0	0	0	1385 (281)	1574 (319)
0.50- 0.75	0	0	28	120	143	301	335	189	63	17	6	0	0	0	0	0	0	0	1202 (244)	2776 (563)
0.75- 1.00	0	0	6	67	92	111	205	130	77	39	8	3	0	0	0	0	0	0	738 (150)	3514 (713)
1.00- 1.25	0	0	1	24	53	64	87	92	54	54	21	6	0	0	0	0	0	0	456 (92)	3970 (805)
1.25- 1.50	0	0	0	6	32	50	52	53	58	36	22	4	0	0	0	0	0	0	313 (63)	4283 (869)
1.50- 1.75	0	0	0	1	10	23	33	37	44	21	17	7	2	0	0	0	0	0	195 (40)	4478 (908)
1.75- 2.00	0	0	0	0	4	20	16	28	36	17	12	3	3	0	0	0	0	0	139 (28)	4617 (936)
2.00- 2.50	0	0	0	0	2	16	13	15	26	27	25	14	4	0	0	0	0	0	142 (29)	4759 (965)
2.50- 3.00	0	0	0	0	0	4	9	5	5	11	27	10	7	1	0	0	0	0	79 (16)	4838 (981)
3.00- 3.50	0	0	0	0	0	1	8	2	1	1	13	10	5	0	0	0	0	0	41 (8)	4879 (989)
3.50- 4.00	0	0	0	0	0	0	1	4	0	1	3	6	1	0	0	0	0	0	16 (3)	4895 (993)
4.00- 4.50	0	0	0	0	0	0	1	3	5	3	3	5	0	0	0	0	0	0	20 (4)	4915 (997)
4.50- 5.00	0	0	0	0	0	0	0	1	1	1	0	3	1	0	0	0	0	0	7 (1)	4922 (998)
5.00- 5.50	0	0	0	0	0	0	0	2	3	0	0	2	0	0	0	0	0	0	7 (1)	4929 (1000)
5.50- 6.00	0	0	0	0	0	0	0	0	0	0	0	0	0	0	0	0	0	0	0 (0)	4929 (1000)
6.00- 6.50	0	0	0	0	0	0	0	0	0	0	0	0	0	0	0	0	0	0	0 (0)	4929 (1000)
6.50- 7.00	0	0	0	0	0	0	0	0	0	0	0	0	0	0	0	0	0	0	0 (0)	4929 (1000)
7.00- 8.00	0	0	0	0	0	0	0	0	0	0	0	0	0	0	0	0	0	0	0 (0)	4929 (1000)
8.00- 9.00	0	0	0	0	0	0	0	0	0	0	1	1	0	0	0	0	0	0	2 (0)	4931 (1000)
9.00-10.00	0	0	0	0	0	0	0	0	0	0	0	0	0	0	0	0	0	0	0 (0)	4931 (1000)
10.00-11.00	0	0	0	0	0	0	0	0	0	0	0	0	0	0	0	0	0	0	0 (0)	4931 (1000)
11.00-12.00	0	0	0	0	0	0	0	0	0	0	0	0	0	0	0	0	0	0	0 (0)	4931 (1000)
12.00-	0	0	0	0	0	0	0	0	0	0	0	0	0	0	0	0	0	0	0 (0)	4931 (1000)
TOTAL	0	0	80	401	598	1041	1143	724	437	249	160	74	23	1	0	0	0	0	4931	4931
(0.1%)	(0)	(0)	(16)	(81)	(121)	(211)	(232)	(147)	(89)	(50)	(32)	(15)	(5)	(0)	(0)	(0)	(0)	(0)	(1000)	(1000)
HICHO	0	0	80	481	1079	2120	3263	3987	4424	4673	4833	4907	4930	4931	4931	4931	4931	4931	4931	4931
(0.1%)	(0)	(0)	(16)	(98)	(219)	(430)	(662)	(809)	(897)	(948)	(980)	(995)	(1000)	(1000)	(1000)	(1000)	(1000)	(1000)	(1000)	(1000)

付表－2.19 e　高知沖　波高・周期別度数分布表（通年）

KOOCHI　NEN HYO　80- 9 - 84- 12　DOSUU BUNPU HYO　H3 T3

H \ T	SEION	3- 4	4- 5	5- 6	6- 7	7- 8	8- 9	9-10	10-11	11-12	12-13	13-14	14-15	15-16	16-17	17-18	18-19	19-	TOTAL	MICHO
SEION	0	0	20	98	150	154	60	23	5	1	0	0	0	0	0	0	0	0	511	511
0.25- 0.50	1	4	258	597	862	1330	1114	484	172	43	6	0	0	0	0	0	0	0	4871	5382
0.50- 0.75	0	0	153	415	802	1146	1020	503	142	48	16	1	1	0	0	0	0	0	4247	9629
0.75- 1.00	0	0	34	244	502	583	543	282	120	55	11	6	1	0	0	0	0	0	2381	12010
1.00- 1.25	0	0	5	107	281	289	226	173	97	62	24	8	0	0	0	0	0	0	1272	13282
1.25- 1.50	0	0	0	21	167	185	128	98	97	41	24	5	0	0	0	0	0	0	766	14048
1.50- 1.75	0	0	0	1	82	125	100	77	79	30	23	7	2	0	0	0	0	0	526	14574
1.75- 2.00	0	0	0	0	30	77	76	58	75	37	16	9	3	0	0	0	0	0	381	14955
2.00- 2.50	0	0	0	0	16	75	101	71	73	76	38	22	4	0	0	0	0	0	476	15431
2.50- 3.00	0	0	0	0	2	24	51	22	20	24	48	13	8	1	0	0	0	0	213	15644
3.00- 3.50	0	0	0	0	0	8	24	7	4	20	36	14	5	0	0	0	0	0	118	15762
3.50- 4.00	0	0	0	0	0	0	8	12	5	6	14	11	3	0	0	0	0	0	59	15821
4.00- 4.50	0	0	0	0	0	0	4	5	6	5	5	9	0	0	0	0	0	0	34	15855
4.50- 5.00	0	0	0	0	0	0	1	4	3	1	0	5	1	0	0	0	0	0	15	15870
5.00- 5.50	0	0	0	0	0	0	0	2	4	3	2	4	1	0	0	0	0	0	16	15886
5.50- 6.00	0	0	0	0	0	0	0	0	1	2	3	1	0	0	0	0	0	0	7	15893
6.00- 6.50	0	0	0	0	0	0	0	0	1	1	1	0	0	0	0	0	0	0	3	15896
6.50- 7.00	0	0	0	0	0	0	0	0	0	3	0	0	0	0	0	0	0	0	3	15899
7.00- 8.00	0	0	0	0	0	0	0	0	2	1	0	0	0	0	0	0	0	0	3	15902
8.00- 9.00	0	0	0	0	0	0	0	0	0	1	1	1	0	0	0	0	0	0	3	15905
9.00-10.00	0	0	0	0	0	0	0	0	0	0	0	0	0	0	0	0	0	0	0	15905
10.00-11.00	0	0	0	0	0	0	0	0	0	0	0	0	0	0	0	0	0	0	0	15905
11.00-12.00	0	0	0	0	0	0	0	0	0	0	0	0	0	0	0	0	0	0	0	15905
12.00-	0	0	0	0	0	0	0	0	0	0	0	0	0	0	0	0	0	0	0	15905
TOTAL	1	4	470	1483	2894	3996	3456	1821	906	460	268	116	29	1	0	0	0	0	15905	15905
(0.1%)	(0)	(0)	(30)	(93)	(182)	(251)	(217)	(114)	(57)	(29)	(17)	(7)	(2)	(0)	(0)	(0)	(0)	(0)	(1000)	(1000)
MICHO	1	5	475	1958	4852	8848	12304	14125	15031	15491	15759	15875	15904	15905	15905	15905	15905	15905	15905	15905
(0.1%)	(0)	(0)	(30)	(123)	(305)	(556)	(774)	(888)	(945)	(974)	(991)	(998)	(1000)	(1000)	(1000)	(1000)	(1000)	(1000)	(1000)	(1000)

付表－2.19 f　高知沖　波高・周期別出現率表（通年）

KOOCHI　NEN HYO　80- 9 - 84- 12　RITU BUNPU HYO　H3 T3

H \ T	SEION	3- 4	4- 5	5- 6	6- 7	7- 8	8- 9	9-10	10-11	11-12	12-13	13-14	14-15	15-16	16-17	17-18	18-19	19-	TOTAL	MICHO
SEION	0.	0.	0.1	0.6	0.9	1.0	0.4	0.1	0.0	0.0	0.	0.	0.	0.	0.	0.	0.	0.	3.2	3.2
																			(511)	(511)
0.25- 0.50	0.0	0.0	1.6	3.8	5.4	8.4	7.0	3.0	1.1	0.3	0.0	0.	0.	0.	0.	0.	0.	0.	30.6	33.8
																			(4871)	(5382)
0.50- 0.75	0.	0.	1.0	2.6	5.0	7.2	6.4	3.2	0.9	0.3	0.1	0.0	0.0	0.	0.	0.	0.	0.	26.7	60.5
																			(4247)	(9629)
0.75- 1.00	0.	0.	0.2	1.5	3.2	3.7	3.4	1.8	0.8	0.3	0.1	0.0	0.0	0.	0.	0.	0.	0.	15.0	75.5
																			(2381)	(12010)
1.00- 1.25	0.	0.	0.0	0.7	1.8	1.8	1.4	1.1	0.6	0.4	0.2	0.1	0.	0.	0.	0.	0.	0.	8.0	83.5
																			(1272)	(13282)
1.25- 1.50	0.	0.	0.	0.1	1.0	1.2	0.8	0.6	0.6	0.3	0.2	0.0	0.	0.	0.	0.	0.	0.	4.8	88.3
																			(766)	(14048)
1.50- 1.75	0.	0.	0.	0.0	0.5	0.8	0.6	0.5	0.5	0.2	0.1	0.0	0.0	0.	0.	0.	0.	0.	3.3	91.6
																			(526)	(14574)
1.75- 2.00	0.	0.	0.	0.	0.2	0.5	0.5	0.4	0.5	0.2	0.1	0.1	0.0	0.	0.	0.	0.	0.	2.4	94.0
																			(381)	(14955)
2.00- 2.50	0.	0.	0.	0.	0.1	0.5	0.6	0.4	0.5	0.5	0.2	0.1	0.0	0.	0.	0.	0.	0.	3.0	97.0
																			(476)	(15431)
2.50- 3.00	0.	0.	0.	0.	0.0	0.2	0.3	0.1	0.1	0.2	0.3	0.1	0.1	0.0	0.	0.	0.	0.	1.3	98.4
																			(213)	(15644)
3.00- 3.50	0.	0.	0.	0.	0.	0.1	0.2	0.0	0.0	0.1	0.2	0.1	0.0	0.	0.	0.	0.	0.	0.7	99.1
																			(118)	(15762)
3.50- 4.00	0.	0.	0.	0.	0.	0.	0.1	0.1	0.0	0.0	0.1	0.1	0.0	0.	0.	0.	0.	0.	0.4	99.5
																			(59)	(15821)
4.00- 4.50	0.	0.	0.	0.	0.	0.	0.0	0.0	0.0	0.0	0.0	0.1	0.	0.	0.	0.	0.	0.	0.2	99.7
																			(34)	(15855)
4.50- 5.00	0.	0.	0.	0.	0.	0.	0.0	0.0	0.0	0.0	0.	0.0	0.0	0.	0.	0.	0.	0.	0.1	99.8
																			(15)	(15870)
5.00- 5.50	0.	0.	0.	0.	0.	0.	0.	0.0	0.0	0.0	0.0	0.0	0.0	0.	0.	0.	0.	0.	0.1	99.9
																			(16)	(15886)
5.50- 6.00	0.	0.	0.	0.	0.	0.	0.	0.	0.0	0.0	0.0	0.0	0.	0.	0.	0.	0.	0.	0.0	99.9
																			(7)	(15893)
6.00- 6.50	0.	0.	0.	0.	0.	0.	0.	0.	0.0	0.0	0.0	0.	0.	0.	0.	0.	0.	0.	0.0	99.9
																			(3)	(15896)
6.50- 7.00	0.	0.	0.	0.	0.	0.	0.	0.	0.	0.0	0.	0.	0.	0.	0.	0.	0.	0.	0.0	100.0
																			(3)	(15899)
7.00- 8.00	0.	0.	0.	0.	0.	0.	0.	0.	0.0	0.0	0.	0.	0.	0.	0.	0.	0.	0.	0.0	100.0
																			(3)	(15902)
8.00- 9.00	0.	0.	0.	0.	0.	0.	0.	0.	0.	0.0	0.0	0.0	0.	0.	0.	0.	0.	0.	0.0	100.0
																			(3)	(15905)
9.00-10.00	0.	0.	0.	0.	0.	0.	0.	0.	0.	0.	0.	0.	0.	0.	0.	0.	0.	0.	0.	100.0
																			(0)	(15905)
10.00-11.00	0.	0.	0.	0.	0.	0.	0.	0.	0.	0.	0.	0.	0.	0.	0.	0.	0.	0.	0.	100.0
																			(0)	(15905)
11.00-12.00	0.	0.	0.	0.	0.	0.	0.	0.	0.	0.	0.	0.	0.	0.	0.	0.	0.	0.	0.	100.0
																			(0)	(15905)
12.00-	0.	0.	0.	0.	0.	0.	0.	0.	0.	0.	0.	0.	0.	0.	0.	0.	0.	0.	0.	100.0
																			(0)	(15905)
TOTAL	0.0	0.0	3.0	9.3	18.2	25.1	21.7	11.4	5.7	2.9	1.7	0.7	0.2	0.0	0.	0.	0.	0.	100.0	100.0
	1	4	470	1483	2894	3996	3456	1821	906	460	268	116	29	1	0	0	0	0	15905	15905
MICHO	0.0	0.0	3.0	12.3	30.5	55.6	77.4	88.8	94.5	97.4	99.1	99.8	100.0	100.0	100.0	100.0	100.0	100.0	100.0	100.0
	1	5	475	1958	4852	8848	12304	14125	15031	15491	15759	15875	15904	15905	15905	15905	15905	15905	15905	15905

付表－2.20 a　鳥取港　波高・周期別度数分布表（冬季）

TOTTORI　KISYU　USH　KI　HYO　79- 84　12- 2　DOSUU BUNPU HYO　H3　T3

H \ T	SEION	3- 4	4- 5	5- 6	6- 7	7- 8	8- 9	9-10	10-11	11-12	12-13	13-14	14-15	15-16	16-17	17-18	18-19	19-	TOTAL	HICHO
SEION	0	8	8	1	0	0	0	0	0	0	0	0	0	0	0	0	0	0	17 (4)	17 (4)
0.25- 0.50	4	10	52	52	14	3	0	0	0	0	0	0	0	0	0	0	0	0	135 (29)	152 (32)
0.50- 0.75	0	12	65	138	102	42	5	0	0	0	0	0	0	0	0	0	0	0	364 (78)	516 (110)
0.75- 1.00	0	4	67	136	179	86	17	0	0	0	0	0	0	0	0	0	0	0	489 (104)	1005 (214)
1.00- 1.25	0	0	26	138	139	136	27	2	0	0	0	0	0	0	0	0	0	0	468 (100)	1473 (314)
1.25- 1.50	0	1	18	128	168	156	34	6	0	0	0	0	0	0	0	0	0	0	511 (109)	1984 (423)
1.50- 1.75	0	0	12	114	172	132	55	5	1	0	0	0	0	0	0	0	0	0	491 (105)	2475 (527)
1.75- 2.00	0	0	3	64	158	127	65	11	0	0	0	0	0	0	0	0	0	0	428 (91)	2903 (618)
2.00- 2.50	0	0	0	43	281	208	116	26	3	0	0	0	0	0	0	0	0	0	677 (144)	3580 (763)
2.50- 3.00	0	0	0	0	153	227	104	32	8	1	0	0	0	0	0	0	0	0	525 (112)	4105 (875)
3.00- 3.50	0	0	0	0	25	151	95	30	11	4	0	0	0	0	0	0	0	0	316 (67)	4421 (942)
3.50- 4.00	0	0	0	0	2	49	74	40	6	0	0	0	0	0	0	0	0	0	171 (36)	4592 (978)
4.00- 4.50	0	0	0	0	0	5	31	26	10	3	0	0	0	0	0	0	0	0	75 (16)	4667 (994)
4.50- 5.00	0	0	0	0	0	0	7	3	4	1	0	0	0	0	0	0	0	0	15 (3)	4682 (997)
5.00- 5.50	0	0	0	0	0	0	2	6	0	0	0	0	0	0	0	0	0	0	8 (2)	4690 (999)
5.50- 6.00	0	0	0	0	0	0	0	2	0	0	0	0	0	0	0	0	0	0	2 (0)	4692 (1000)
6.00- 6.50	0	0	0	0	0	0	0	1	0	0	0	0	0	0	0	0	0	0	1 (0)	4693 (1000)
6.50- 7.00	0	0	0	0	0	0	0	0	0	0	0	0	0	0	0	0	0	0	0 (0)	4693 (1000)
7.00- 8.00	0	0	0	0	0	0	0	0	0	1	0	0	0	0	0	0	0	0	1 (0)	4694 (1000)
8.00- 9.00	0	0	0	0	0	0	0	0	0	0	0	0	0	0	0	0	0	0	0 (0)	4694 (1000)
9.00-10.00	0	0	0	0	0	0	0	0	0	0	0	0	0	0	0	0	0	0	0 (0)	4694 (1000)
10.00-11.00	0	0	0	0	0	0	0	0	0	0	0	0	0	0	0	0	0	0	0 (0)	4694 (1000)
11.00-12.00	0	0	0	0	0	0	0	0	0	0	0	0	0	0	0	0	0	0	0 (0)	4694 (1000)
12.00-	0	0	0	0	0	0	0	0	0	0	0	0	0	0	0	0	0	0	0 (0)	4694 (1000)
TOTAL	4	35	251	814	1393	1322	632	190	43	10	0	0	0	0	0	0	0	0	4694	4694
(0.1%)	(1)	(7)	(53)	(173)	(297)	(282)	(135)	(40)	(9)	(2)	(0)	(0)	(0)	(0)	(0)	(0)	(0)	(0)	(1000)	(1000)
HICHO	4	39	290	1104	2497	3819	4451	4641	4684	4694	4694	4694	4694	4694	4694	4694	4694	4694	4694	4694
(0.1%)	(1)	(8)	(62)	(235)	(532)	(814)	(948)	(989)	(998)	(1000)	(1000)	(1000)	(1000)	(1000)	(1000)	(1000)	(1000)	(1000)	(1000)	(1000)

付表－2.20 b　鳥取港　波高・周期別度数分布表（春季）

TOTTORI　KISYU　USH　KI　HYO　80- 84　3- 5　DOSUU BUNPU HYO　H3　T3

H \ T	SEION	3- 4	4- 5	5- 6	6- 7	7- 8	8- 9	9-10	10-11	11-12	12-13	13-14	14-15	15-16	16-17	17-18	18-19	19-	TOTAL	HICHO
SEION	25	180	168	62	20	4	1	0	0	0	0	0	0	0	0	0	0	0	460 (93)	460 (93)
0.25- 0.50	67	241	487	289	113	27	2	2	0	0	0	0	0	0	0	0	0	0	1228 (250)	1688 (343)
0.50- 0.75	18	89	313	286	148	79	29	2	0	0	0	0	0	0	0	0	0	0	964 (196)	2652 (539)
0.75- 1.00	2	31	195	248	126	46	39	8	0	0	0	0	0	0	0	0	0	0	695 (141)	3347 (680)
1.00- 1.25	0	4	104	144	85	67	17	12	1	0	0	0	0	0	0	0	0	0	434 (88)	3781 (768)
1.25- 1.50	0	0	38	84	79	55	22	8	1	0	0	0	0	0	0	0	0	0	287 (58)	4068 (827)
1.50- 1.75	0	0	14	75	77	52	30	12	0	0	0	0	0	0	0	0	0	0	260 (53)	4328 (879)
1.75- 2.00	0	0	3	45	59	28	18	11	0	0	0	0	0	0	0	0	0	0	164 (33)	4492 (913)
2.00- 2.50	0	0	0	30	97	55	29	21	7	0	0	0	0	0	0	0	0	0	239 (49)	4731 (961)
2.50- 3.00	0	0	0	1	45	34	18	11	13	1	0	0	0	0	0	0	0	0	123 (25)	4854 (986)
3.00- 3.50	0	0	0	0	2	11	11	8	5	2	0	0	0	0	0	0	0	0	39 (8)	4893 (994)
3.50- 4.00	0	0	0	0	0	8	0	3	0	0	0	0	0	0	0	0	0	0	11 (2)	4904 (997)
4.00- 4.50	0	0	0	0	0	2	0	3	3	0	0	0	0	0	0	0	0	0	8 (2)	4912 (998)
4.50- 5.00	0	0	0	0	0	0	0	3	3	0	0	0	0	0	0	0	0	0	6 (1)	4918 (999)
5.00- 5.50	0	0	0	0	0	0	0	1	0	0	0	0	0	0	0	0	0	0	1 (0)	4919 (1000)
5.50- 6.00	0	0	0	0	0	0	0	0	1	1	0	0	0	0	0	0	0	0	2 (0)	4921 (1000)
6.00- 6.50	0	0	0	0	0	0	0	0	0	0	0	0	0	0	0	0	0	0	0 (0)	4921 (1000)
6.50- 7.00	0	0	0	0	0	0	0	0	0	0	0	0	0	0	0	0	0	0	0 (0)	4921 (1000)
7.00- 8.00	0	0	0	0	0	0	0	0	0	0	0	0	0	0	0	0	0	0	0 (0)	4921 (1000)
8.00- 9.00	0	0	0	0	0	0	0	0	0	0	0	0	0	0	0	0	0	0	0 (0)	4921 (1000)
9.00-10.00	0	0	0	0	0	0	0	0	0	0	0	0	0	0	0	0	0	0	0 (0)	4921 (1000)
10.00-11.00	0	0	0	0	0	0	0	0	0	0	0	0	0	0	0	0	0	0	0 (0)	4921 (1000)
11.00-12.00	0	0	0	0	0	0	0	0	0	0	0	0	0	0	0	0	0	0	0 (0)	4921 (1000)
12.00-	0	0	0	0	0	0	0	0	0	0	0	0	0	0	0	0	0	0	0 (0)	4921 (1000)
TOTAL	112	545	1322	1264	851	468	216	105	34	4	0	0	0	0	0	0	0	0	4921	4921
(0.1%)	(23)	(111)	(269)	(257)	(173)	(95)	(44)	(21)	(7)	(1)	(0)	(0)	(0)	(0)	(0)	(0)	(0)	(0)	(1000)	(1000)
HICHO	112	657	1979	3243	4094	4562	4778	4883	4917	4921	4921	4921	4921	4921	4921	4921	4921	4921	4921	4921
(0.1%)	(23)	(134)	(402)	(659)	(832)	(927)	(971)	(992)	(999)	(1000)	(1000)	(1000)	(1000)	(1000)	(1000)	(1000)	(1000)	(1000)	(1000)	(1000)

付表－2.20 c　鳥取港　波高・周期別度数分布表（夏季）

TOTTORI　KISYU USU KI HYO　80- 84　6- 8　DOSUU BUNPU HYO H3 T3

H \ T	SEION	3- 4	4- 5	5- 6	6- 7	7- 8	8- 9	9-10	10-11	11-12	12-13	13-14	14-15	15-16	16-17	17-18	18-19	19-	TOTAL	MICHO
SEION	70	465	401	203	68	8	2	0	0	0	0	0	0	0	0	0	0	0	1217 (221)	1217 (221)
0.25- 0.50	34	439	876	567	112	22	3	0	0	0	0	0	0	0	0	0	0	0	2053 (373)	3270 (594)
0.50- 0.75	1	130	375	304	123	59	14	1	0	0	0	0	0	0	0	0	0	0	1007 (183)	4277 (777)
0.75- 1.00	0	18	146	205	147	44	13	1	0	0	0	0	0	0	0	0	0	0	574 (104)	4851 (881)
1.00- 1.25	0	1	57	86	91	62	17	4	0	0	0	0	0	0	0	0	0	0	318 (58)	5169 (939)
1.25- 1.50	0	0	8	50	46	32	14	4	0	0	0	0	0	0	0	0	0	0	154 (28)	5323 (967)
1.50- 1.75	0	0	1	23	30	13	11	2	0	0	0	0	0	0	0	0	0	0	80 (15)	5403 (981)
1.75- 2.00	0	0	0	11	30	8	5	2	0	0	0	0	0	0	0	0	0	0	56 (10)	5459 (992)
2.00- 2.50	0	0	0	3	18	5	1	5	3	4	0	0	0	0	0	0	0	0	39 (7)	5498 (999)
2.50- 3.00	0	0	0	0	1	0	0	0	3	3	0	0	0	0	0	0	0	0	7 (1)	5505 (1000)
3.00- 3.50	0	0	0	0	0	0	0	0	0	0	0	0	0	0	0	0	0	0	0 (0)	5505 (1000)
3.50- 4.00	0	0	0	0	0	0	0	0	0	0	0	0	0	0	0	0	0	0	0 (0)	5505 (1000)
4.00- 4.50	0	0	0	0	0	0	0	0	0	0	0	0	0	0	0	0	0	0	0 (0)	5505 (1000)
4.50- 5.00	0	0	0	0	0	0	0	0	0	0	0	0	0	0	0	0	0	0	0 (0)	5505 (1000)
5.00- 5.50	0	0	0	0	0	0	0	0	0	0	0	0	0	0	0	0	0	0	0 (0)	5505 (1000)
5.50- 6.00	0	0	0	0	0	0	0	0	0	0	0	0	0	0	0	0	0	0	0 (0)	5505 (1000)
6.00- 6.50	0	0	0	0	0	0	0	0	0	0	0	0	0	0	0	0	0	0	0 (0)	5505 (1000)
6.50- 7.00	0	0	0	0	0	0	0	0	0	0	0	0	0	0	0	0	0	0	0 (0)	5505 (1000)
7.00- 8.00	0	0	0	0	0	0	0	0	0	0	0	0	0	0	0	0	0	0	0 (0)	5505 (1000)
8.00- 9.00	0	0	0	0	0	0	0	0	0	0	0	0	0	0	0	0	0	0	0 (0)	5505 (1000)
9.00-10.00	0	0	0	0	0	0	0	0	0	0	0	0	0	0	0	0	0	0	0 (0)	5505 (1000)
10.00-11.00	0	0	0	0	0	0	0	0	0	0	0	0	0	0	0	0	0	0	0 (0)	5505 (1000)
11.00-12.00	0	0	0	0	0	0	0	0	0	0	0	0	0	0	0	0	0	0	0 (0)	5505 (1000)
12.00-	0	0	0	0	0	0	0	0	0	0	0	0	0	0	0	0	0	0	0 (0)	5505 (1000)
TOTAL	105	1053	1864	1452	666	253	80	19	6	7	0	0	0	0	0	0	0	0	5505	5505
(0.1%)	(19)	(191)	(339)	(264)	(121)	(46)	(15)	(3)	(1)	(1)	(0)	(0)	(0)	(0)	(0)	(0)	(0)	(0)	(1000)	(1000)
MICHO	105	1158	3022	4474	5140	5393	5473	5492	5498	5505	5505	5505	5505	5505	5505	5505	5505	5505	5505	5505
(0.1%)	(19)	(210)	(549)	(813)	(934)	(980)	(994)	(998)	(999)	(1000)	(1000)	(1000)	(1000)	(1000)	(1000)	(1000)	(1000)	(1000)	(1000)	(1000)

付表－2.20 d　鳥取港　波高・周期別度数分布表（秋季）

TOTTORI　KISYU USV KI HYO　79- 84　9- 11　DOSUU BUNPU HYO H3 T3

H \ T	SEION	3- 4	4- 5	5- 6	6- 7	7- 8	8- 9	9-10	10-11	11-12	12-13	13-14	14-15	15-16	16-17	17-18	18-19	19-	TOTAL	MICHO
SEION	12	111	79	53	26	4	0	0	0	0	0	0	0	0	0	0	0	0	285 (47)	285 (47)
0.25- 0.50	21	199	462	403	159	15	0	1	0	0	0	0	0	0	0	0	0	0	1260 (207)	1545 (253)
0.50- 0.75	2	88	211	356	207	37	13	3	0	0	0	0	0	0	0	0	0	0	917 (150)	2462 (404)
0.75- 1.00	0	14	131	241	256	74	28	3	0	0	0	0	0	0	0	0	0	0	747 (122)	3209 (526)
1.00- 1.25	0	0	97	198	195	122	26	5	1	0	0	0	0	0	0	0	0	0	644 (106)	3853 (632)
1.25- 1.50	0	0	31	122	180	169	31	9	2	0	0	0	0	0	0	0	0	0	544 (89)	4397 (721)
1.50- 1.75	0	0	8	79	132	149	50	7	6	1	0	0	0	0	0	0	0	0	432 (71)	4829 (792)
1.75- 2.00	0	0	1	50	116	108	66	7	8	1	0	0	0	0	0	0	0	0	357 (59)	5186 (850)
2.00- 2.50	0	0	0	24	149	153	108	32	9	9	0	0	0	0	0	0	0	0	484 (79)	5670 (930)
2.50- 3.00	0	0	0	2	36	89	64	18	14	3	3	0	0	0	0	0	0	0	229 (38)	5899 (967)
3.00- 3.50	0	0	0	0	7	45	53	10	2	0	2	0	0	0	0	0	0	0	119 (20)	6018 (987)
3.50- 4.00	0	0	1	0	0	7	24	9	6	2	0	0	0	0	0	0	0	0	49 (8)	6067 (995)
4.00- 4.50	0	0	0	0	0	3	14	9	0	0	0	0	0	0	0	0	0	0	26 (4)	6093 (999)
4.50- 5.00	0	0	0	0	0	0	0	2	1	0	0	0	0	0	0	0	0	0	3 (0)	6096 (1000)
5.00- 5.50	0	0	0	0	0	0	0	0	1	0	0	0	0	0	0	0	0	0	1 (0)	6097 (1000)
5.50- 6.00	0	0	0	0	0	0	0	0	0	0	0	0	0	0	0	0	0	0	0 (0)	6097 (1000)
6.00- 6.50	0	0	0	0	0	0	0	1	1	0	0	0	0	0	0	0	0	0	2 (0)	6099 (1000)
6.50- 7.00	0	0	0	0	0	0	0	0	0	0	0	0	0	0	0	0	0	0	0 (0)	6099 (1000)
7.00- 8.00	0	0	0	0	0	0	0	0	0	0	0	0	0	0	0	0	0	0	0 (0)	6099 (1000)
8.00- 9.00	0	0	0	0	0	0	0	0	0	0	0	0	0	0	0	0	0	0	0 (0)	6099 (1000)
9.00-10.00	0	0	0	0	0	0	0	0	0	0	0	0	0	0	0	0	0	0	0 (0)	6099 (1000)
10.00-11.00	0	0	0	0	0	0	0	0	0	0	0	0	0	0	0	0	0	0	0 (0)	6099 (1000)
11.00-12.00	0	0	0	0	0	0	0	0	0	0	0	0	0	0	0	0	0	0	0 (0)	6099 (1000)
12.00-	0	0	0	0	0	0	0	0	0	0	0	0	0	0	0	0	0	0	0 (0)	6099 (1000)
TOTAL	35	412	1021	1528	1463	975	477	116	51	16	5	0	0	0	0	0	0	0	6099	6099
(0.1%)	(6)	(68)	(167)	(251)	(240)	(160)	(78)	(19)	(8)	(3)	(1)	(0)	(0)	(0)	(0)	(0)	(0)	(0)	(1000)	(1000)
MICHO	35	447	1468	2996	4459	5434	5911	6027	6078	6094	6099	6099	6099	6099	6099	6099	6099	6099	6099	6099
(0.1%)	(6)	(73)	(241)	(491)	(731)	(891)	(969)	(988)	(997)	(999)	(1000)	(1000)	(1000)	(1000)	(1000)	(1000)	(1000)	(1000)	(1000)	(1000)

付表－2.20 e　鳥取港　波高・周期別度数分布表（通年）

TOTTORI　　KISYU　USW　NEN　HYO　　79- 9 - 84- 12　　DOSUU BUNPU HYO　H3 T3

H \ T	SEION	3- 4	4- 5	5- 6	6- 7	7- 8	8- 9	9-10	10-11	11-12	12-13	13-14	14-15	15-16	16-17	17-18	18-19	19-	TOTAL	HICHO
SEION	107	764	659	322	114	16	3	0	0	0	0	0	0	0	0	0	0	0	1985 (92)	1985 (92)
0.25- 0.50	126	889	1879	1322	406	67	5	3	0	0	0	0	0	0	0	0	0	0	4697 (218)	6682 (309)
0.50- 0.75	21	320	965	1096	588	219	61	6	0	0	0	0	0	0	0	0	0	0	3276 (152)	9958 (461)
0.75- 1.00	2	67	540	840	719	253	99	14	0	0	0	0	0	0	0	0	0	0	2534 (117)	12492 (579)
1.00- 1.25	0	5	288	576	529	391	88	23	2	0	0	0	0	0	0	0	0	0	1902 (88)	14394 (667)
1.25- 1.50	0	1	97	390	482	422	101	28	3	0	0	0	0	0	0	0	0	0	1524 (71)	15918 (737)
1.50- 1.75	0	0	35	298	419	354	149	27	10	1	0	0	0	0	0	0	0	0	1293 (60)	17211 (797)
1.75- 2.00	0	0	7	174	371	287	156	34	8	1	0	0	0	0	0	0	0	0	1038 (48)	18249 (845)
2.00- 2.50	0	0	0	101	558	460	268	89	22	13	0	0	0	0	0	0	0	0	1511 (70)	19760 (915)
2.50- 3.00	0	0	0	3	250	383	202	64	38	8	3	0	0	0	0	0	0	0	951 (44)	20711 (959)
3.00- 3.50	0	0	0	0	36	221	164	48	18	6	2	0	0	0	0	0	0	0	495 (23)	21206 (982)
3.50- 4.00	0	0	1	0	2	66	99	52	12	2	0	0	0	0	0	0	0	0	234 (11)	21440 (993)
4.00- 4.50	0	0	0	0	0	10	45	38	13	3	0	0	0	0	0	0	0	0	109 (5)	21549 (998)
4.50- 5.00	0	0	0	0	0	0	7	8	8	1	0	0	0	0	0	0	0	0	24 (1)	21573 (999)
5.00- 5.50	0	0	0	0	0	0	2	7	1	0	0	0	0	0	0	0	0	0	10 (0)	21583 (1000)
5.50- 6.00	0	0	0	0	0	0	0	2	1	1	0	0	0	0	0	0	0	0	4 (0)	21587 (1000)
6.00- 6.50	0	0	0	0	0	0	0	2	1	0	0	0	0	0	0	0	0	0	3 (0)	21590 (1000)
6.50- 7.00	0	0	0	0	0	0	0	0	0	0	0	0	0	0	0	0	0	0	0 (0)	21590 (1000)
7.00- 8.00	0	0	0	0	0	0	0	0	0	1	0	0	0	0	0	0	0	0	1 (0)	21591 (1000)
8.00- 9.00	0	0	0	0	0	0	0	0	0	0	0	0	0	0	0	0	0	0	0 (0)	21591 (1000)
9.00-10.00	0	0	0	0	0	0	0	0	0	0	0	0	0	0	0	0	0	0	0 (0)	21591 (1000)
10.00-11.00	0	0	0	0	0	0	0	0	0	0	0	0	0	0	0	0	0	0	0 (0)	21591 (1000)
11.00-12.00	0	0	0	0	0	0	0	0	0	0	0	0	0	0	0	0	0	0	0 (0)	21591 (1000)
12.00-	0	0	0	0	0	0	0	0	0	0	0	0	0	0	0	0	0	0	0 (0)	21591 (1000)
TOTAL	256	2046	4471	5122	4474	3149	1449	445	137	37	5	0	0	0	0	0	0	0	21591	21591
(0.1%)	(12)	(95)	(207)	(237)	(207)	(146)	(67)	(21)	(6)	(2)	(0)	(0)	(0)	(0)	(0)	(0)	(0)	(0)	(1000)	(1000)
HICHO	256	2302	6773	11895	16369	19518	20967	21412	21549	21586	21591	21591	21591	21591	21591	21591	21591	21591	21591	21591
(0.1%)	(12)	(107)	(314)	(551)	(758)	(904)	(971)	(992)	(998)	(1000)	(1000)	(1000)	(1000)	(1000)	(1000)	(1000)	(1000)	(1000)	(1000)	(1000)

付表－2.20 f　鳥取港　波高・周期別出現率表（通年）

TOTTORI　　KISYU　USW　NEN　HYO　　79- 9 - 84- 12　　RITU　BUNPU HYO　H3 T3

H \ T	SEION	3- 4	4- 5	5- 6	6- 7	7- 8	8- 9	9-10	10-11	11-12	12-13	13-14	14-15	15-16	16-17	17-18	18-19	19-	TOTAL	HICHO
SEION	0.5	3.5	3.1	1.5	0.5	0.1	0.0	0.	0.	0.	0.	0.	0.	0.	0.	0.	0.	0.	9.2 (1985)	9.2 (1985)
0.25- 0.50	0.6	4.1	8.7	6.1	1.9	0.3	0.0	0.0	0.	0.	0.	0.	0.	0.	0.	0.	0.	0.	21.8 (4697)	30.9 (6682)
0.50- 0.75	0.1	1.5	4.5	5.1	2.7	1.0	0.3	0.0	0.	0.	0.	0.	0.	0.	0.	0.	0.	0.	15.2 (3276)	46.1 (9958)
0.75- 1.00	0.0	0.3	2.5	3.9	3.3	1.2	0.5	0.1	0.	0.	0.	0.	0.	0.	0.	0.	0.	0.	11.7 (2534)	57.9 (12492)
1.00- 1.25	0.	0.0	1.3	2.7	2.5	1.8	0.4	0.1	0.0	0.	0.	0.	0.	0.	0.	0.	0.	0.	8.8 (1902)	66.7 (14394)
1.25- 1.50	0.	0.0	0.4	1.8	2.2	2.0	0.5	0.1	0.0	0.	0.	0.	0.	0.	0.	0.	0.	0.	7.1 (1524)	73.7 (15918)
1.50- 1.75	0.	0.	0.2	1.4	1.9	1.6	0.7	0.1	0.0	0.0	0.	0.	0.	0.	0.	0.	0.	0.	6.0 (1293)	79.7 (17211)
1.75- 2.00	0.	0.	0.0	0.8	1.7	1.3	0.7	0.2	0.0	0.0	0.	0.	0.	0.	0.	0.	0.	0.	4.8 (1038)	84.5 (18249)
2.00- 2.50	0.	0.	0.	0.5	2.6	2.1	1.2	0.4	0.1	0.1	0.	0.	0.	0.	0.	0.	0.	0.	7.0 (1511)	91.5 (19760)
2.50- 3.00	0.	0.	0.	0.0	1.2	1.8	0.9	0.3	0.2	0.0	0.0	0.	0.	0.	0.	0.	0.	0.	4.4 (951)	95.9 (20711)
3.00- 3.50	0.	0.	0.	0.	0.2	1.0	0.8	0.2	0.1	0.0	0.0	0.	0.	0.	0.	0.	0.	0.	2.3 (495)	98.2 (21206)
3.50- 4.00	0.	0.	0.0	0.	0.0	0.3	0.5	0.2	0.1	0.0	0.	0.	0.	0.	0.	0.	0.	0.	1.1 (234)	99.3 (21440)
4.00- 4.50	0.	0.	0.	0.	0.	0.0	0.2	0.2	0.1	0.0	0.	0.	0.	0.	0.	0.	0.	0.	0.5 (109)	99.8 (21549)
4.50- 5.00	0.	0.	0.	0.	0.	0.	0.0	0.0	0.0	0.0	0.	0.	0.	0.	0.	0.	0.	0.	0.1 (24)	99.9 (21573)
5.00- 5.50	0.	0.	0.	0.	0.	0.	0.0	0.0	0.0	0.	0.	0.	0.	0.	0.	0.	0.	0.	0.0 (10)	100.0 (21583)
5.50- 6.00	0.	0.	0.	0.	0.	0.	0.	0.0	0.0	0.0	0.	0.	0.	0.	0.	0.	0.	0.	0.0 (4)	100.0 (21587)
6.00- 6.50	0.	0.	0.	0.	0.	0.	0.	0.0	0.0	0.	0.	0.	0.	0.	0.	0.	0.	0.	0.0 (3)	100.0 (21590)
6.50- 7.00	0.	0.	0.	0.	0.	0.	0.	0.	0.	0.	0.	0.	0.	0.	0.	0.	0.	0.	0. (0)	100.0 (21590)
7.00- 8.00	0.	0.	0.	0.	0.	0.	0.	0.	0.	0.0	0.	0.	0.	0.	0.	0.	0.	0.	0.0 (1)	100.0 (21591)
8.00- 9.00	0.	0.	0.	0.	0.	0.	0.	0.	0.	0.	0.	0.	0.	0.	0.	0.	0.	0.	0. (0)	100.0 (21591)
9.00-10.00	0.	0.	0.	0.	0.	0.	0.	0.	0.	0.	0.	0.	0.	0.	0.	0.	0.	0.	0. (0)	100.0 (21591)
10.00-11.00	0.	0.	0.	0.	0.	0.	0.	0.	0.	0.	0.	0.	0.	0.	0.	0.	0.	0.	0. (0)	100.0 (21591)
11.00-12.00	0.	0.	0.	0.	0.	0.	0.	0.	0.	0.	0.	0.	0.	0.	0.	0.	0.	0.	0. (0)	100.0 (21591)
12.00-	0.	0.	0.	0.	0.	0.	0.	0.	0.	0.	0.	0.	0.	0.	0.	0.	0.	0.	0. (0)	100.0 (21591)
TOTAL	1.2	9.5	20.7	23.7	20.7	14.6	6.7	2.1	0.6	0.2	0.0	0.	0.	0.	0.	0.	0.	0.	100.0	100.0
	256	2046	4471	5122	4474	3149	1449	445	137	37	5	0	0	0	0	0	0	0	21591	21591
HICHO	1.2	10.7	31.4	55.1	75.8	90.4	97.1	99.2	99.8	100.0	100.0	100.0	100.0	100.0	100.0	100.0	100.0	100.0	100.0	100.0
	256	2302	6773	11895	16369	19518	20967	21412	21549	21586	21591	21591	21591	21591	21591	21591	21591	21591	21591	21591

付表－2.21 a　浜田港　波高・周期別度数分布表（冬季）

HAMADA　　KISYU　USW　KI HYO　74- 84　12- 2　DOSUU BUNPU HYO　H3 T3

H \ T	SEION	3- 4	4- 5	5- 6	6- 7	7- 8	8- 9	9-10	10-11	11-12	12-13	13-14	14-15	15-16	16-17	17-18	18-19	19-	TOTAL	MICHO
SEION	10	0	3	1	1	0	0	0	0	0	0	0	0	0	0	0	0	0	15 (2)	15 (2)
0.25- 0.50	0	15	86	85	39	9	0	0	0	0	0	0	0	0	0	0	0	0	234 (28)	249 (29)
0.50- 0.75	0	11	145	205	183	53	12	1	0	0	0	0	0	0	0	0	0	0	610 (72)	859 (102)
0.75- 1.00	0	0	113	271	259	159	22	3	0	0	0	0	0	0	0	0	0	0	827 (98)	1686 (200)
1.00- 1.25	0	0	72	315	259	165	32	6	2	0	0	0	0	0	0	0	0	0	851 (101)	2537 (300)
1.25- 1.50	0	0	24	326	300	223	46	5	1	0	0	0	0	0	0	0	0	0	925 (109)	3462 (410)
1.50- 1.75	0	0	4	190	364	227	83	20	3	0	0	0	0	0	0	0	0	0	891 (105)	4353 (515)
1.75- 2.00	0	0	0	118	310	246	99	18	8	0	0	0	0	0	0	0	0	0	799 (95)	5152 (610)
2.00- 2.50	0	0	2	65	470	459	254	38	9	2	0	0	0	0	0	0	0	0	1299 (154)	6451 (764)
2.50- 3.00	0	0	2	3	203	389	223	56	9	3	0	0	0	0	0	0	0	0	888 (105)	7339 (869)
3.00- 3.50	0	0	3	0	47	250	157	47	14	4	1	0	0	0	0	0	0	0	523 (62)	7862 (931)
3.50- 4.00	0	0	2	0	4	127	118	47	11	0	2	0	0	0	0	0	0	0	311 (37)	8173 (967)
4.00- 4.50	0	0	0	0	1	58	74	28	5	3	3	0	0	0	0	0	0	0	172 (20)	8345 (988)
4.50- 5.00	0	0	0	0	0	9	37	12	3	3	0	0	0	0	0	0	0	0	64 (8)	8409 (995)
5.00- 5.50	0	0	0	0	0	2	15	6	0	1	0	0	0	0	0	0	0	0	24 (3)	8433 (998)
5.50- 6.00	0	0	0	0	0	0	4	4	2	0	0	0	0	0	0	0	0	0	10 (1)	8443 (999)
6.00- 6.50	0	0	0	0	0	0	0	2	1	1	0	0	0	0	0	0	0	0	4 (0)	8447 (1000)
6.50- 7.00	0	0	0	0	0	0	0	0	1	0	0	0	0	0	0	0	0	0	1 (0)	8448 (1000)
7.00- 8.00	0	0	0	0	0	0	0	0	1	0	0	0	0	0	0	0	0	0	1 (0)	8449 (1000)
8.00- 9.00	0	0	0	0	0	0	0	0	0	0	0	0	0	0	0	0	0	0	0 (0)	8449 (1000)
9.00-10.00	0	0	0	0	0	0	0	0	0	0	0	0	0	0	0	0	0	0	0 (0)	8449 (1000)
10.00-11.00	0	0	0	0	0	0	0	0	0	0	0	0	0	0	0	0	0	0	0 (0)	8449 (1000)
11.00-12.00	0	0	0	0	0	0	0	0	0	0	0	0	0	0	0	0	0	0	0 (0)	8449 (1000)
12.00-	0	0	0	0	0	0	0	0	0	0	0	0	0	0	0	0	0	0	0 (0)	8449 (1000)
TOTAL	10	26	456	1579	2440	2376	1176	293	70	17	6	0	0	0	0	0	0	0	8449	8449
(0.1%)	(1)	(3)	(54)	(187)	(289)	(281)	(139)	(35)	(8)	(2)	(1)	(0)	(0)	(0)	(0)	(0)	(0)	(0)	(1000)	(1000)
MICHO	10	36	492	2071	4511	6887	8063	8356	8426	8443	8449	8449	8449	8449	8449	8449	8449	8449	8449	8449
(0.1%)	(1)	(4)	(58)	(245)	(534)	(815)	(954)	(989)	(997)	(999)	(1000)	(1000)	(1000)	(1000)	(1000)	(1000)	(1000)	(1000)	(1000)	(1000)

付表－2.21 b　浜田港　波高・周期別度数分布表（春季）

HAMADA　　KISYU　USW　KI HYO　74- 84　3- 5　DOSUU BUNPU HYO　H3 T3

H \ T	SEION	3- 4	4- 5	5- 6	6- 7	7- 8	8- 9	9-10	10-11	11-12	12-13	13-14	14-15	15-16	16-17	17-18	18-19	19-	TOTAL	MICHO
SEION	444	172	156	49	8	4	0	1	0	0	0	0	0	0	0	0	0	0	834 (87)	834 (87)
0.25- 0.50	18	415	1052	420	87	37	11	2	1	0	0	0	0	0	0	0	0	0	2043 (214)	2877 (302)
0.50- 0.75	2	101	714	597	168	88	25	6	5	1	0	0	0	0	0	0	0	0	1707 (179)	4584 (480)
0.75- 1.00	0	15	324	572	236	92	30	18	0	3	0	0	0	0	0	0	0	0	1290 (135)	5874 (616)
1.00- 1.25	0	3	125	510	244	78	32	10	1	0	0	0	0	0	0	0	0	0	1003 (105)	6877 (721)
1.25- 1.50	0	0	37	295	262	100	39	14	1	0	0	0	0	0	0	0	0	0	748 (78)	7625 (799)
1.50- 1.75	0	0	6	160	227	95	33	15	0	0	0	0	0	0	0	0	0	0	536 (56)	8161 (855)
1.75- 2.00	0	0	2	74	170	94	47	16	4	0	0	0	0	0	0	0	0	0	407 (43)	8568 (898)
2.00- 2.50	0	0	0	32	195	146	77	39	5	0	0	0	0	0	0	0	0	0	494 (52)	9062 (950)
2.50- 3.00	0	0	0	1	79	107	50	22	8	0	0	0	0	0	0	0	0	0	267 (28)	9329 (978)
3.00- 3.50	0	0	0	0	15	66	27	11	3	0	0	0	0	0	0	0	0	0	122 (13)	9451 (990)
3.50- 4.00	0	0	0	0	2	30	13	8	2	1	0	0	0	0	0	0	0	0	56 (6)	9507 (996)
4.00- 4.50	0	0	0	0	0	6	5	4	1	1	0	0	0	0	0	0	0	0	17 (2)	9524 (998)
4.50- 5.00	0	0	0	0	0	1	6	2	1	0	0	0	0	0	0	0	0	0	10 (1)	9534 (999)
5.00- 5.50	0	0	0	0	0	0	1	2	2	0	0	0	0	0	0	0	0	0	5 (1)	9539 (1000)
5.50- 6.00	0	0	0	0	0	0	0	1	0	0	0	0	0	0	0	0	0	0	1 (0)	9540 (1000)
6.00- 6.50	0	0	0	0	0	0	0	0	1	0	0	0	0	0	0	0	0	0	1 (0)	9541 (1000)
6.50- 7.00	0	0	0	0	0	0	0	1	0	0	0	0	0	0	0	0	0	0	1 (0)	9542 (1000)
7.00- 8.00	0	0	0	0	0	0	0	0	0	0	0	0	0	0	0	0	0	0	0 (0)	9542 (1000)
8.00- 9.00	0	0	0	0	0	0	0	0	0	0	0	0	0	0	0	0	0	0	0 (0)	9542 (1000)
9.00-10.00	0	0	0	0	0	0	0	0	0	0	0	0	0	0	0	0	0	0	0 (0)	9542 (1000)
10.00-11.00	0	0	0	0	0	0	0	0	0	0	0	0	0	0	0	0	0	0	0 (0)	9542 (1000)
11.00-12.00	0	0	0	0	0	0	0	0	0	0	0	0	0	0	0	0	0	0	0 (0)	9542 (1000)
12.00-	0	0	0	0	0	0	0	0	0	0	0	0	0	0	0	0	0	0	0 (0)	9542 (1000)
TOTAL	464	706	2416	2710	1693	944	396	172	35	6	0	0	0	0	0	0	0	0	9542	9542
(0.1%)	(49)	(74)	(253)	(284)	(177)	(99)	(42)	(18)	(4)	(1)	(0)	(0)	(0)	(0)	(0)	(0)	(0)	(0)	(1000)	(1000)
MICHO	464	1170	3586	6296	7989	8933	9329	9501	9536	9542	9542	9542	9542	9542	9542	9542	9542	9542	9542	9542
(0.1%)	(49)	(123)	(376)	(660)	(837)	(936)	(978)	(996)	(999)	(1000)	(1000)	(1000)	(1000)	(1000)	(1000)	(1000)	(1000)	(1000)	(1000)	(1000)

付表－2.21 c　浜田港　波高・周期別度数分布表（夏季）

HAMADA　KISYU USW　KI HYO　74- 84　6- 8　BOSUU BUNPU HYO　H3 T3

H \ T	SEION	3- 4	4- 5	5- 6	6- 7	7- 8	8- 9	9-10	10-11	11-12	12-13	13-14	14-15	15-16	16-17	17-18	18-19	19-	TOTAL	MICHO
SEION	868	201	204	80	16	0	1	0	0	0	0	0	0	0	0	0	0	0	1370	1370
																			(167)	(167)
0.25- 0.50	9	641	1460	612	168	42	3	3	1	1	0	0	0	0	0	0	0	0	2940	4310
																			(357)	(524)
0.50- 0.75	1	104	746	536	187	69	13	0	0	0	0	0	0	0	0	0	0	0	1656	5966
																			(201)	(725)
0.75- 1.00	0	16	288	389	153	84	34	5	0	0	0	0	0	0	0	0	0	0	969	6935
																			(118)	(843)
1.00- 1.25	0	2	75	275	134	52	30	15	0	0	0	0	0	0	0	0	0	0	583	7518
																			(71)	(914)
1.25- 1.50	0	0	16	144	91	56	18	6	2	0	0	0	0	0	0	0	0	0	333	7851
																			(40)	(954)
1.50- 1.75	0	2	3	57	61	61	11	6	1	0	0	0	0	0	0	0	0	0	202	8053
																			(25)	(979)
1.75- 2.00	0	0	0	13	30	31	17	2	0	2	0	0	0	0	0	0	0	0	95	8148
																			(12)	(991)
2.00- 2.50	0	0	0	3	29	17	6	4	3	2	0	0	0	0	0	0	0	0	64	8212
																			(8)	(998)
2.50- 3.00	0	0	0	0	2	1	3	1	2	2	0	0	0	0	0	0	0	0	11	8223
																			(1)	(1000)
3.00- 3.50	0	0	0	0	0	0	2	1	0	0	0	0	0	0	0	0	0	0	3	8226
																			(0)	(1000)
3.50- 4.00	0	0	0	0	0	0	0	0	0	0	0	0	0	0	0	0	0	0	0	8226
																			(0)	(1000)
4.00- 4.50	0	0	0	0	0	0	0	0	0	0	0	0	0	0	0	0	0	0	0	8226
																			(0)	(1000)
4.50- 5.00	0	0	0	0	0	0	0	0	0	0	0	0	0	0	0	0	0	0	0	8226
																			(0)	(1000)
5.00- 5.50	0	0	0	0	0	0	0	0	0	0	0	0	0	0	0	0	0	0	0	8226
																			(0)	(1000)
5.50- 6.00	0	0	0	0	0	0	0	0	0	0	0	0	0	0	0	0	0	0	0	8226
																			(0)	(1000)
6.00- 6.50	0	0	0	0	0	0	0	0	0	0	0	0	0	0	0	0	0	0	0	8226
																			(0)	(1000)
6.50- 7.00	0	0	0	0	0	0	0	0	0	0	0	0	0	0	0	0	0	0	0	8226
																			(0)	(1000)
7.00- 8.00	0	0	0	0	0	0	0	0	0	0	0	0	0	0	0	0	0	0	0	8226
																			(0)	(1000)
8.00- 9.00	0	0	0	0	0	0	0	0	0	0	0	0	0	0	0	0	0	0	0	8226
																			(0)	(1000)
9.00-10.00	0	0	0	0	0	0	0	0	0	0	0	0	0	0	0	0	0	0	0	8226
																			(0)	(1000)
10.00-11.00	0	0	0	0	0	0	0	0	0	0	0	0	0	0	0	0	0	0	0	8226
																			(0)	(1000)
11.00-12.00	0	0	0	0	0	0	0	0	0	0	0	0	0	0	0	0	0	0	0	8226
																			(0)	(1000)
12.00-	0	0	0	0	0	0	0	0	0	0	0	0	0	0	0	0	0	0	0	8226
																			(0)	(1000)
TOTAL	878	966	2792	2109	871	413	138	43	9	7	0	0	0	0	0	0	0	0	8226	8226
(0.1%)	(107)	(117)	(339)	(256)	(106)	(50)	(17)	(5)	(1)	(1)	(0)	(0)	(0)	(0)	(0)	(0)	(0)	(0)	(1000)	(1000)
MICHO	878	1844	4636	6745	7616	8029	8167	8210	8219	8226	8226	8226	8226	8226	8226	8226	8226	8226	8226	8226
(0.1%)	(107)	(224)	(564)	(820)	(926)	(976)	(993)	(998)	(999)	(1000)	(1000)	(1000)	(1000)	(1000)	(1000)	(1000)	(1000)	(1000)	(1000)	(1000)

付表－2.21 d　浜田港　波高・周期別度数分布表（秋季）

HAMADA　KISYU USW　KI HYO　74- 84　9- 11　BOSUU BUNPU HYO　H3 T3

H \ T	SEION	3- 4	4- 5	5- 6	6- 7	7- 8	8- 9	9-10	10-11	11-12	12-13	13-14	14-15	15-16	16-17	17-18	18-19	19-	TOTAL	MICHO
SEION	180	16	50	25	5	1	3	2	1	0	0	0	0	0	0	0	0	0	283	283
																			(33)	(33)
0.25- 0.50	1	215	673	452	141	30	2	2	0	0	0	0	0	0	0	0	0	0	1516	1799
																			(178)	(211)
0.50- 0.75	0	35	474	518	275	102	15	1	2	1	0	0	0	0	0	0	0	0	1423	3222
																			(167)	(378)
0.75- 1.00	0	8	252	447	288	122	33	10	2	0	0	0	0	0	0	0	0	0	1162	4384
																			(136)	(514)
1.00- 1.25	0	1	98	390	331	175	39	16	3	0	0	0	0	0	0	0	0	0	1053	5437
																			(124)	(638)
1.25- 1.50	2	0	24	228	275	187	62	18	3	1	0	0	0	0	0	0	0	0	800	6237
																			(94)	(732)
1.50- 1.75	5	0	8	129	248	168	49	22	1	0	0	0	0	0	0	0	0	0	630	6867
																			(74)	(806)
1.75- 2.00	1	0	0	47	165	158	62	20	1	0	0	0	0	0	0	0	0	0	454	7321
																			(53)	(859)
2.00- 2.50	0	0	0	14	166	238	109	31	11	0	0	0	0	0	0	0	0	0	569	7890
																			(67)	(926)
2.50- 3.00	0	0	0	2	49	139	75	25	7	0	0	0	0	0	0	0	0	0	317	8207
																			(37)	(963)
3.00- 3.50	0	0	0	0	9	67	45	21	3	3	0	0	0	0	0	0	0	0	148	8355
																			(17)	(981)
3.50- 4.00	0	0	0	0	1	40	44	8	4	1	0	0	0	0	0	0	0	0	98	8453
																			(12)	(992)
4.00- 4.50	0	0	0	0	0	11	19	8	2	1	1	0	0	0	0	0	0	0	42	8495
																			(5)	(997)
4.50- 5.00	0	0	0	0	0	0	5	6	3	0	1	0	0	0	0	0	0	0	15	8510
																			(2)	(999)
5.00- 5.50	0	0	0	0	0	0	4	2	0	0	0	0	0	0	0	0	0	0	6	8516
																			(1)	(999)
5.50- 6.00	0	0	0	0	0	0	2	2	1	0	0	0	0	0	0	0	0	0	5	8521
																			(1)	(1000)
6.00- 6.50	0	0	0	0	0	0	0	0	0	0	0	0	0	0	0	0	0	0	0	8521
																			(0)	(1000)
6.50- 7.00	0	0	0	0	0	0	0	0	0	0	0	0	0	0	0	0	0	0	0	8521
																			(0)	(1000)
7.00- 8.00	0	0	0	0	0	0	0	0	0	0	0	0	0	0	0	0	0	0	0	8521
																			(0)	(1000)
8.00- 9.00	0	0	0	0	0	0	0	0	0	0	0	0	0	0	0	0	0	0	0	8521
																			(0)	(1000)
9.00-10.00	0	0	0	0	0	0	0	0	0	0	0	0	0	0	0	0	0	0	0	8521
																			(0)	(1000)
10.00-11.00	0	0	0	0	0	0	0	0	0	0	0	0	0	0	0	0	0	0	0	8521
																			(0)	(1000)
11.00-12.00	0	0	0	0	0	0	0	0	0	0	0	0	0	0	0	0	0	0	0	8521
																			(0)	(1000)
12.00-	0	0	0	0	0	0	0	0	0	0	0	0	0	0	0	0	0	0	0	8521
																			(0)	(1000)
TOTAL	189	275	1579	2252	1973	1438	568	194	44	7	2	0	0	0	0	0	0	0	8521	8521
(0.1%)	(22)	(32)	(185)	(264)	(232)	(169)	(67)	(23)	(5)	(1)	(0)	(0)	(0)	(0)	(0)	(0)	(0)	(0)	(1000)	(1000)
MICHO	189	464	2043	4295	6268	7706	8274	8468	8512	8519	8521	8521	8521	8521	8521	8521	8521	8521	8521	8521
(0.1%)	(22)	(54)	(240)	(504)	(736)	(904)	(971)	(994)	(999)	(1000)	(1000)	(1000)	(1000)	(1000)	(1000)	(1000)	(1000)	(1000)	(1000)	(1000)

付表－2.21 e　浜田港　波高・周期別度数分布表（通年）

HAMADA　NEN HYO　74- 3 - 84- 12　BOSUU BUNPU HYO

H \ T	SEION	3- 4	4- 5	5- 6	6- 7	KISYU 7- 8	USW 8- 9	9-10	10-11	11-12	12-13	13-14	14-15	15-16	16-17	17-18	18-19	19-	N3	T3 TOTAL	MICHO
SEION	1502	389	413	158	30	5	4	3	1	0	0	0	0	0	0	0	0	0	0	2505	2505
0.25- 0.50	28	1286	3274	1579	436	118	16	7	2	1	0	0	0	0	0	0	0	0	0	(71)	(71)
0.50- 0.75	3	251	2082	1866	817	312	65	8	7	2	0	0	0	0	0	0	0	0	0	6747	9252
0.75- 1.00	0	39	982	1691	944	459	119	36	2	3	0	0	0	0	0	0	0	0	0	(192)	(264)
1.00- 1.25	0	6	376	1496	976	478	134	53	6	0	0	0	0	0	0	0	0	0	0	5413	14665
1.25- 1.50	2	0	108	1000	935	572	168	43	7	1	0	0	0	0	0	0	0	0	0	(154)	(418)
1.50- 1.75	5	2	21	541	911	559	177	63	5	0	0	0	0	0	0	0	0	0	0	4275	18940
1.75- 2.00	1	0	2	258	702	543	228	56	13	2	0	0	0	0	0	0	0	0	0	(122)	(539)
2.00- 2.50	0	0	2	119	905	879	453	112	28	4	0	0	0	0	0	0	0	0	0	3525	22465
2.50- 3.00	0	0	2	6	379	660	355	104	26	5	0	0	0	0	0	0	0	0	0	(100)	(640)
3.00- 3.50	0	0	3	0	78	404	236	80	20	7	1	0	0	0	0	0	0	0	0	2836	25301
3.50- 4.00	0	0	2	0	7	200	177	63	17	2	2	0	0	0	0	0	0	0	0	(81)	(721)
4.00- 4.50	0	0	0	0	1	75	98	40	8	5	4	0	0	0	0	0	0	0	0	2284	27585
4.50- 5.00	0	0	0	0	0	10	48	20	7	3	1	0	0	0	0	0	0	0	0	(65)	(786)
5.00- 5.50	0	0	0	0	0	2	20	10	2	1	0	0	0	0	0	0	0	0	0	1805	29390
5.50- 6.00	0	0	0	0	0	0	6	7	3	0	0	0	0	0	0	0	0	0	0	(51)	(837)
6.00- 6.50	0	0	0	0	0	0	0	2	2	1	0	0	0	0	0	0	0	0	0	2502	31892
6.50- 7.00	0	0	0	0	0	0	0	1	1	0	0	0	0	0	0	0	0	0	0	(71)	(908)
7.00- 8.00	0	0	0	0	0	0	0	0	1	0	0	0	0	0	0	0	0	0	0	1537	33429
8.00- 9.00	0	0	0	0	0	0	0	0	0	0	0	0	0	0	0	0	0	0	0	(44)	(952)
9.00-10.00	0	0	0	0	0	0	0	0	0	0	0	0	0	0	0	0	0	0	0	830	34259
10.00-11.00	0	0	0	0	0	0	0	0	0	0	0	0	0	0	0	0	0	0	0	(24)	(976)
11.00-12.00	0	0	0	0	0	0	0	0	0	0	0	0	0	0	0	0	0	0	0	470	34729
12.00-	0	0	0	0	0	0	0	0	0	0	0	0	0	0	0	0	0	0	0	(13)	(989)
																				231	34960
																				(7)	(996)
																				89	35049
																				(3)	(998)
																				35	35084
																				(1)	(999)
																				16	35100
																				(0)	(1000)
																				5	35105
																				(0)	(1000)
																				2	35107
																				(0)	(1000)
																				1	35108
																				(0)	(1000)
																				0	35108
																				(0)	(1000)
																				0	35108
																				(0)	(1000)
																				0	35108
																				(0)	(1000)
																				0	35108
																				(0)	(1000)
																				0	35108
																				(0)	(1000)
TOTAL	1541	1973	7267	8714	7122	5276	2304	708	158	37	8	0	0	0	0	0	0	0	0	35108	35108
(0.1%)	(44)	(56)	(207)	(248)	(203)	(150)	(66)	(20)	(5)	(1)	(0)	(0)	(0)	(0)	(0)	(0)	(0)	(0)	(0)	(1000)	(1000)
MICHO	1541	3514	10781	19495	26617	31893	34197	34905	35063	35100	35108	35108	35108	35108	35108	35108	35108	35108	35108	35108	35108
(0.1%)	(44)	(100)	(307)	(555)	(758)	(908)	(974)	(994)	(999)	(1000)	(1000)	(1000)	(1000)	(1000)	(1000)	(1000)	(1000)	(1000)	(1000)	(1000)	(1000)

付表－2.21 f　浜田港　波高・周期別出現率表（通年）

HAMADA　NEN HYO　74- 3 - 84- 12　RITU BUNPU HYO

H \ T	SEION	3- 4	4- 5	5- 6	6- 7	KISYU 7- 8	USW 8- 9	9-10	10-11	11-12	12-13	13-14	14-15	15-16	16-17	17-18	18-19	19-	N3	T3 TOTAL	MICHO
SEION	4.3	1.1	1.2	0.5	0.1	0.0	0.0	0.0	0.0	0.	0.	0.	0.	0.	0.	0.	0.	0.	0.	7.1	7.1
0.25- 0.50	0.1	3.7	9.3	4.5	1.2	0.3	0.0	0.0	0.0	0.0	0.	0.	0.	0.	0.	0.	0.	0.	0.	(2505)	(2505)
0.50- 0.75	0.0	0.7	5.9	5.3	2.3	0.9	0.2	0.0	0.0	0.0	0.	0.	0.	0.	0.	0.	0.	0.	0.	19.2	26.4
0.75- 1.00	0.	0.1	2.8	4.8	2.7	1.3	0.3	0.1	0.0	0.0	0.	0.	0.	0.	0.	0.	0.	0.	0.	(6747)	(9252)
1.00- 1.25	0.	0.0	1.1	4.3	2.8	1.4	0.4	0.2	0.0	0.	0.	0.	0.	0.	0.	0.	0.	0.	0.	15.4	41.8
1.25- 1.50	0.0	0.	0.3	2.8	2.7	1.6	0.5	0.1	0.0	0.0	0.	0.	0.	0.	0.	0.	0.	0.	0.	(5413)	(14665)
1.50- 1.75	0.0	0.0	0.1	1.5	2.6	1.6	0.5	0.2	0.0	0.	0.	0.	0.	0.	0.	0.	0.	0.	0.	12.2	53.9
1.75- 2.00	0.0	0.	0.0	0.7	2.0	1.5	0.6	0.2	0.0	0.0	0.	0.	0.	0.	0.	0.	0.	0.	0.	(4275)	(18940)
2.00- 2.50	0.	0.	0.0	0.3	2.6	2.5	1.3	0.3	0.1	0.0	0.	0.	0.	0.	0.	0.	0.	0.	0.	10.0	64.0
2.50- 3.00	0.	0.	0.0	0.0	1.1	1.9	1.0	0.3	0.1	0.0	0.	0.	0.	0.	0.	0.	0.	0.	0.	(3525)	(22465)
3.00- 3.50	0.	0.	0.0	0.	0.2	1.2	0.7	0.2	0.1	0.0	0.0	0.	0.	0.	0.	0.	0.	0.	0.	8.1	72.1
3.50- 4.00	0.	0.	0.0	0.	0.0	0.6	0.5	0.2	0.0	0.0	0.0	0.	0.	0.	0.	0.	0.	0.	0.	(2836)	(25301)
4.00- 4.50	0.	0.	0.	0.	0.0	0.2	0.3	0.1	0.0	0.0	0.0	0.	0.	0.	0.	0.	0.	0.	0.	6.5	78.6
4.50- 5.00	0.	0.	0.	0.	0.	0.0	0.1	0.1	0.0	0.0	0.0	0.	0.	0.	0.	0.	0.	0.	0.	(2284)	(27585)
5.00- 5.50	0.	0.	0.	0.	0.	0.0	0.1	0.0	0.0	0.0	0.	0.	0.	0.	0.	0.	0.	0.	0.	5.1	83.7
5.50- 6.00	0.	0.	0.	0.	0.	0.	0.0	0.0	0.0	0.	0.	0.	0.	0.	0.	0.	0.	0.	0.	(1805)	(29390)
6.00- 6.50	0.	0.	0.	0.	0.	0.	0.	0.0	0.0	0.0	0.	0.	0.	0.	0.	0.	0.	0.	0.	7.1	90.8
6.50- 7.00	0.	0.	0.	0.	0.	0.	0.	0.0	0.0	0.	0.	0.	0.	0.	0.	0.	0.	0.	0.	(2502)	(31892)
7.00- 8.00	0.	0.	0.	0.	0.	0.	0.	0.	0.0	0.	0.	0.	0.	0.	0.	0.	0.	0.	0.	4.4	95.2
8.00- 9.00	0.	0.	0.	0.	0.	0.	0.	0.	0.	0.	0.	0.	0.	0.	0.	0.	0.	0.	0.	(1537)	(33429)
9.00-10.00	0.	0.	0.	0.	0.	0.	0.	0.	0.	0.	0.	0.	0.	0.	0.	0.	0.	0.	0.	2.4	97.6
10.00-11.00	0.	0.	0.	0.	0.	0.	0.	0.	0.	0.	0.	0.	0.	0.	0.	0.	0.	0.	0.	(830)	(34259)
11.00-12.00	0.	0.	0.	0.	0.	0.	0.	0.	0.	0.	0.	0.	0.	0.	0.	0.	0.	0.	0.	1.3	98.9
12.00-	0.	0.	0.	0.	0.	0.	0.	0.	0.	0.	0.	0.	0.	0.	0.	0.	0.	0.	0.	(470)	(34729)
																			0.	0.7	99.6
																				(231)	(34960)
																			0.	0.3	99.8
																				(89)	(35049)
																			0.	0.1	99.9
																				(35)	(35084)
																			0.	0.0	100.0
																				(16)	(35100)
																			0.	0.0	100.0
																				(5)	(35105)
																			0.	0.0	100.0
																				(2)	(35107)
																			0.	0.0	100.0
																				(1)	(35108)
																			0.	0.	100.0
																				(0)	(35108)
																			0.	0.	100.0
																				(0)	(35108)
																			0.	0.	100.0
																				(0)	(35108)
																			0.	0.	100.0
																				(0)	(35108)
TOTAL	4.4	5.6	20.7	24.8	20.3	15.0	6.6	2.0	0.5	0.1	0.0	0.	0.	0.	0.	0.	0.	0.	0.	100.0	100.0
	1541	1973	7267	8714	7122	5276	2304	708	158	37	8	0	0	0	0	0	0	0	0	35108	35108
MICHO	4.4	10.0	30.7	55.5	75.8	90.8	97.4	99.4	99.9	100.0	100.0	100.0	100.0	100.0	100.0	100.0	100.0	100.0	100.0	100.0	100.0
	1541	3514	10781	19495	26617	31893	34197	34905	35063	35100	35108	35108	35108	35108	35108	35108	35108	35108	35108	35108	35108

付表－2.22 a　神戸港　波高・周期別度数分布表（冬季）

KOOBE　　KISYU　USW　KI　HYO　71- 84　12- 2　DOSUU BUNPU HYO

H \ T	SEION	3- 4	4- 5	5- 6	6- 7	7- 8	8- 9	9-10	10-11	11-12	12-13	13-14	14-15	15-16	16-17	17-18	18-19	19-	H3 TOTAL	T3 MICHO
SEION	126	770	112	10	3	1	0	0	0	0	0	0	0	0	0	0	0	0	1022	1022
0.25- 0.50	827	5608	511	34	5	3	1	0	0	0	0	0	0	0	0	0	0	0	(102)	(102)
0.50- 0.75	50	1113	74	15	2	0	0	1	0	0	0	0	0	0	0	0	0	0	6989	8011
0.75- 1.00	0	392	99	3	0	0	0	1	0	0	0	0	0	0	0	0	0	0	(695)	(797)
1.00- 1.25	0	63	120	3	0	0	0	0	0	0	0	0	0	0	0	0	0	0	1255	9266
1.25- 1.50	0	2	63	5	0	0	0	0	0	0	0	0	0	0	0	0	0	0	(125)	(922)
1.50- 1.75	0	0	19	2	1	0	0	0	0	0	0	0	0	0	0	0	0	0	495	9761
1.75- 2.00	0	0	4	4	0	0	0	0	0	0	0	0	0	0	0	0	0	0	(49)	(971)
2.00- 2.50	0	0	0	1	1	0	0	0	0	0	0	0	0	0	0	0	0	0	186	9947
2.50- 3.00	0	0	0	0	0	0	0	0	0	0	0	0	0	0	0	0	0	0	(19)	(990)
3.00- 3.50	0	0	0	0	0	0	0	0	0	0	0	0	0	0	0	0	0	0	70	10017
3.50- 4.00	0	0	0	0	0	0	0	0	0	0	0	0	0	0	0	0	0	0	(7)	(997)
4.00- 4.50	0	0	0	0	0	0	0	0	0	0	0	0	0	0	0	0	0	0	22	10039
4.50- 5.00	0	0	0	0	0	0	0	0	0	0	0	0	0	0	0	0	0	0	(2)	(999)
5.00- 5.50	0	0	0	0	0	0	0	0	0	0	0	0	0	0	0	0	0	0	8	10047
5.50- 6.00	0	0	0	0	0	0	0	0	0	0	0	0	0	0	0	0	0	0	(1)	(1000)
6.00- 6.50	0	0	0	0	0	0	0	0	0	0	0	0	0	0	0	0	0	0	2	10049
6.50- 7.00	0	0	0	0	0	0	0	0	0	0	0	0	0	0	0	0	0	0	(0)	(1000)
7.00- 8.00	0	0	0	0	0	0	0	0	0	0	0	0	0	0	0	0	0	0	0	10049
8.00- 9.00	0	0	0	0	0	0	0	0	0	0	0	0	0	0	0	0	0	0	(0)	(1000)
9.00-10.00	0	0	0	0	0	0	0	0	0	0	0	0	0	0	0	0	0	0	0	10049
10.00-11.00	0	0	0	0	0	0	0	0	0	0	0	0	0	0	0	0	0	0	(0)	(1000)
11.00-12.00	0	0	0	0	0	0	0	0	0	0	0	0	0	0	0	0	0	0	0	10049
12.00-	0	0	0	0	0	0	0	0	0	0	0	0	0	0	0	0	0	0	(0)	(1000)
TOTAL	1003	7948	1002	77	12	4	1	2	0	0	0	0	0	0	0	0	0	0	10049	10049
(0.1%)	(100)	(791)	(100)	(8)	(1)	(0)	(0)	(0)	(0)	(0)	(0)	(0)	(0)	(0)	(0)	(0)	(0)	(0)	(1000)	(1000)
MICHO	1003	8951	9953	10030	10042	10046	10047	10049	10049	10049	10049	10049	10049	10049	10049	10049	10049	10049	10049	10049
(0.1%)	(100)	(891)	(990)	(998)	(999)	(1000)	(1000)	(1000)	(1000)	(1000)	(1000)	(1000)	(1000)	(1000)	(1000)	(1000)	(1000)	(1000)	(1000)	(1000)

付表－2.22 b　神戸港　波高・周期別度数分布表（春季）

KOOBE　　KISYU　USW　KI　HYO　71- 84　3- 5　DOSUU BUNPU HYO

H \ T	SEION	3- 4	4- 5	5- 6	6- 7	7- 8	8- 9	9-10	10-11	11-12	12-13	13-14	14-15	15-16	16-17	17-18	18-19	19-	H3 TOTAL	T3 MICHO
SEION	139	729	89	3	0	0	0	0	0	0	0	0	0	0	0	0	0	0	960	960
0.25- 0.50	1025	9443	952	56	8	2	0	0	0	0	0	0	0	0	0	0	0	0	(83)	(83)
0.50- 0.75	53	523	135	19	9	4	0	0	0	0	0	0	0	0	0	0	0	0	9490	10450
0.75- 1.00	0	113	97	4	2	0	0	0	0	0	0	0	0	0	0	0	0	0	(817)	(900)
1.00- 1.25	0	7	83	5	0	0	0	0	0	0	0	0	0	0	0	0	0	0	747	11197
1.25- 1.50	0	1	46	7	0	0	0	0	0	0	0	0	0	0	0	0	0	0	(64)	(964)
1.50- 1.75	0	0	20	3	1	0	0	0	0	0	0	0	0	0	0	0	0	0	216	11413
1.75- 2.00	0	0	7	3	1	0	2	0	0	0	0	0	0	0	0	0	0	0	(19)	(983)
2.00- 2.50	0	0	1	12	0	0	0	0	0	0	0	0	0	0	0	0	0	0	95	11508
2.50- 3.00	0	0	0	1	0	0	0	0	0	0	0	0	0	0	0	0	0	0	(8)	(991)
3.00- 3.50	0	0	0	0	0	0	0	0	0	0	0	0	0	0	0	0	0	0	54	11562
3.50- 4.00	0	0	0	0	0	0	0	0	0	0	0	0	0	0	0	0	0	0	(5)	(996)
4.00- 4.50	0	0	0	0	0	0	0	0	0	0	0	0	0	0	0	0	0	0	24	11586
4.50- 5.00	0	0	0	0	0	0	0	0	0	0	0	0	0	0	0	0	0	0	(2)	(998)
5.00- 5.50	0	0	0	0	0	0	0	0	0	0	0	0	0	0	0	0	0	0	13	11599
5.50- 6.00	0	0	0	0	0	0	0	0	0	0	0	0	0	0	0	0	0	0	(1)	(999)
6.00- 6.50	0	0	0	0	0	0	0	0	0	0	0	0	0	0	0	0	0	0	13	11612
6.50- 7.00	0	0	0	0	0	0	0	0	0	0	0	0	0	0	0	0	0	0	(1)	(1000)
7.00- 8.00	0	0	0	0	0	0	0	0	0	0	0	0	0	0	0	0	0	0	1	11613
8.00- 9.00	0	0	0	0	0	0	0	0	0	0	0	0	0	0	0	0	0	0	(0)	(1000)
9.00-10.00	0	0	0	0	0	0	0	0	0	0	0	0	0	0	0	0	0	0	0	11613
10.00-11.00	0	0	0	0	0	0	0	0	0	0	0	0	0	0	0	0	0	0	(0)	(1000)
11.00-12.00	0	0	0	0	0	0	0	0	0	0	0	0	0	0	0	0	0	0	0	11613
12.00-	0	0	0	0	0	0	0	0	0	0	0	0	0	0	0	0	0	0	(0)	(1000)
TOTAL	1223	8816	1430	113	21	8	2	0	0	0	0	0	0	0	0	0	0	0	11613	11613
(0.1%)	(105)	(759)	(123)	(10)	(2)	(1)	(0)	(0)	(0)	(0)	(0)	(0)	(0)	(0)	(0)	(0)	(0)	(0)	(1000)	(1000)
MICHO	1223	10039	11469	11582	11603	11611	11613	11613	11613	11613	11613	11613	11613	11613	11613	11613	11613	11613	11613	11613
(0.1%)	(105)	(864)	(988)	(997)	(999)	(1000)	(1000)	(1000)	(1000)	(1000)	(1000)	(1000)	(1000)	(1000)	(1000)	(1000)	(1000)	(1000)	(1000)	(1000)

付表－2.22 c　神戸港　波高・周期別度数分布表（夏季）

KOOBE　KISYU USW　KI HYO　71- 84　6- 8　DOSUU BUNPU HYO

H3 T3

H \ T	SEION	3- 4	4- 5	5- 6	6- 7	7- 8	8- 9	9-10	10-11	11-12	12-13	13-14	14-15	15-16	16-17	17-18	18-19	19-	TOTAL	NICHO
SEION	288	1052	104	21	4	5	1	1	0	0	0	0	0	0	0	0	0	0	1476 (124)	1476 (124)
0.25- 0.50	625	6833	1260	135	24	13	1	1	2	0	0	0	0	0	0	0	0	0	8894 (745)	10370 (868)
0.50- 0.75	60	864	142	39	26	13	5	1	1	0	0	0	0	0	0	0	0	0	1151 (96)	11521 (965)
0.75- 1.00	1	143	97	4	4	1	0	1	0	0	0	0	0	0	0	0	0	0	251 (21)	11772 (986)
1.00- 1.25	0	14	59	1	0	0	0	0	0	0	0	0	0	0	0	0	0	0	74 (6)	11846 (992)
1.25- 1.50	0	0	42	5	1	1	0	0	0	0	0	0	0	0	0	0	0	0	49 (4)	11895 (996)
1.50- 1.75	0	0	17	5	2	0	0	1	0	0	0	0	0	0	0	0	0	0	25 (2)	11920 (998)
1.75- 2.00	0	0	4	7	1	0	0	0	0	0	0	0	0	0	0	0	0	0	12 (1)	11932 (999)
2.00- 2.50	0	0	0	9	0	0	0	0	0	0	0	0	0	0	0	0	0	0	9 (1)	11941 (1000)
2.50- 3.00	0	0	0	3	0	0	0	0	0	0	0	0	0	0	0	0	0	0	3 (0)	11944 (1000)
3.00- 3.50	0	0	0	0	0	0	0	0	0	0	0	0	0	0	0	0	0	0	0 (0)	11944 (1000)
3.50- 4.00	0	0	0	0	0	0	0	0	0	0	0	0	0	0	0	0	0	0	0 (0)	11944 (1000)
4.00- 4.50	0	0	0	0	0	0	0	0	0	0	0	0	0	0	0	0	0	0	0 (0)	11944 (1000)
4.50- 5.00	0	0	0	0	0	0	0	0	0	0	0	0	0	0	0	0	0	0	0 (0)	11944 (1000)
5.00- 5.50	0	0	0	0	0	0	0	0	0	0	0	0	0	0	0	0	0	0	0 (0)	11944 (1000)
5.50- 6.00	0	0	0	0	0	0	0	0	0	0	0	0	0	0	0	0	0	0	0 (0)	11944 (1000)
6.00- 6.50	0	0	0	0	0	0	0	0	0	0	0	0	0	0	0	0	0	0	0 (0)	11944 (1000)
6.50- 7.00	0	0	0	0	0	0	0	0	0	0	0	0	0	0	0	0	0	0	0 (0)	11944 (1000)
7.00- 8.00	0	0	0	0	0	0	0	0	0	0	0	0	0	0	0	0	0	0	0 (0)	11944 (1000)
8.00- 9.00	0	0	0	0	0	0	0	0	0	0	0	0	0	0	0	0	0	0	0 (0)	11944 (1000)
9.00-10.00	0	0	0	0	0	0	0	0	0	0	0	0	0	0	0	0	0	0	0 (0)	11944 (1000)
10.00-11.00	0	0	0	0	0	0	0	0	0	0	0	0	0	0	0	0	0	0	0 (0)	11944 (1000)
11.00-12.00	0	0	0	0	0	0	0	0	0	0	0	0	0	0	0	0	0	0	0 (0)	11944 (1000)
12.00-	0	0	0	0	0	0	0	0	0	0	0	0	0	0	0	0	0	0	0 (0)	11944 (1000)
TOTAL	974	8906	1725	229	62	33	7	5	3	0	0	0	0	0	0	0	0	0	11944	11944
(0.1%)	(82)	(746)	(144)	(19)	(5)	(3)	(1)	(0)	(0)	(0)	(0)	(0)	(0)	(0)	(0)	(0)	(0)	(0)	(1000)	(1000)
NICHO	974	9880	11605	11834	11896	11929	11936	11941	11944	11944	11944	11944	11944	11944	11944	11944	11944	11944	11944	11944
(0.1%)	(82)	(827)	(972)	(991)	(996)	(999)	(999)	(1000)	(1000)	(1000)	(1000)	(1000)	(1000)	(1000)	(1000)	(1000)	(1000)	(1000)	(1000)	(1000)

付表－2.22 d　神戸港　波高・周期別度数分布表（秋季）

KOOBE　KISYU USW　KI HYO　71- 84　9- 11　DOSUU BUNPU HYO

H3 T3

H \ T	SEION	3- 4	4- 5	5- 6	6- 7	7- 8	8- 9	9-10	10-11	11-12	12-13	13-14	14-15	15-16	16-17	17-18	18-19	19-	TOTAL	NICHO
SEION	281	964	50	4	3	1	4	0	0	0	0	0	0	0	0	0	0	0	1307 (118)	1307 (118)
0.25- 0.50	1176	7016	539	58	18	13	2	3	3	0	0	0	0	0	0	0	0	0	8828 (798)	10135 (916)
0.50- 0.75	46	456	68	14	3	6	3	1	0	0	0	0	0	0	0	0	0	0	597 (54)	10732 (970)
0.75- 1.00	0	109	64	7	1	1	1	0	0	0	0	0	0	0	0	0	0	0	183 (17)	10915 (987)
1.00- 1.25	0	12	59	3	1	0	0	0	0	0	0	0	0	0	0	0	0	0	75 (7)	10990 (994)
1.25- 1.50	0	1	32	4	3	0	0	0	0	0	0	0	0	0	0	0	0	0	40 (4)	11030 (997)
1.50- 1.75	0	0	8	3	0	0	0	0	0	0	0	0	0	0	0	0	0	0	11 (1)	11041 (998)
1.75- 2.00	0	0	3	1	1	0	0	0	0	0	0	0	0	0	0	0	0	0	5 (0)	11046 (999)
2.00- 2.50	0	0	0	14	0	0	0	0	0	0	0	0	0	0	0	0	0	0	14 (1)	11060 (1000)
2.50- 3.00	0	0	0	0	0	0	0	0	0	0	0	0	0	0	0	0	0	0	0 (0)	11060 (1000)
3.00- 3.50	0	0	0	0	0	0	0	0	0	0	0	0	0	0	0	0	0	0	0 (0)	11060 (1000)
3.50- 4.00	0	0	0	0	0	0	0	0	0	0	0	0	0	0	0	0	0	0	0 (0)	11060 (1000)
4.00- 4.50	0	0	0	0	0	0	0	0	0	0	0	0	0	0	0	0	0	0	0 (0)	11060 (1000)
4.50- 5.00	0	0	0	0	0	0	0	0	0	0	0	0	0	0	0	0	0	0	0 (0)	11060 (1000)
5.00- 5.50	0	0	0	0	0	0	0	0	0	0	0	0	0	0	0	0	0	0	0 (0)	11060 (1000)
5.50- 6.00	0	0	0	0	0	0	0	0	0	0	0	0	0	0	0	0	0	0	0 (0)	11060 (1000)
6.00- 6.50	0	0	0	0	0	0	0	0	0	0	0	0	0	0	0	0	0	0	0 (0)	11060 (1000)
6.50- 7.00	0	0	0	0	0	0	0	0	0	0	0	0	0	0	0	0	0	0	0 (0)	11060 (1000)
7.00- 8.00	0	0	0	0	0	0	0	0	0	0	0	0	0	0	0	0	0	0	0 (0)	11060 (1000)
8.00- 9.00	0	0	0	0	0	0	0	0	0	0	0	0	0	0	0	0	0	0	0 (0)	11060 (1000)
9.00-10.00	0	0	0	0	0	0	0	0	0	0	0	0	0	0	0	0	0	0	0 (0)	11060 (1000)
10.00-11.00	0	0	0	0	0	0	0	0	0	0	0	0	0	0	0	0	0	0	0 (0)	11060 (1000)
11.00-12.00	0	0	0	0	0	0	0	0	0	0	0	0	0	0	0	0	0	0	0 (0)	11060 (1000)
12.00-	0	0	0	0	0	0	0	0	0	0	0	0	0	0	0	0	0	0	0 (0)	11060 (1000)
TOTAL	1503	8558	823	108	30	21	10	4	3	0	0	0	0	0	0	0	0	0	11060	11060
(0.1%)	(136)	(774)	(74)	(10)	(3)	(2)	(1)	(0)	(0)	(0)	(0)	(0)	(0)	(0)	(0)	(0)	(0)	(0)	(1000)	(1000)
NICHO	1503	10061	10884	10992	11022	11043	11053	11057	11060	11060	11060	11060	11060	11060	11060	11060	11060	11060	11060	11060
(0.1%)	(136)	(910)	(984)	(994)	(997)	(998)	(999)	(1000)	(1000)	(1000)	(1000)	(1000)	(1000)	(1000)	(1000)	(1000)	(1000)	(1000)	(1000)	(1000)

付表－2.22 e　神戸港　波高・周期別度数分布表（通年）

KOOBE　　NEN HYO　　71- 5 - 84- 12　　DOSUU BUNPU HYO

T / H	SEION	3- 4	4- 5	5- 6	6- 7	KISYU 7- 8	USW 8- 9	9-10	10-11	11-12	12-13	13-14	14-15	15-16	16-17	17-18	18-19	19-	H3 TOTAL	T3 HICHO
SEION	837	3518	356	38	10	7	5	1	0	0	0	0	0	0	0	0	0	0	4772	4772
																			(106)	(106)
0.25- 0.50	3481	27089	3302	284	55	31	4	4	5	0	0	0	0	0	0	0	0	0	34455	39227
																			(765)	(871)
0.50- 0.75	214	3036	423	87	40	25	8	3	1	0	0	0	0	0	0	0	0	0	3837	43064
																			(85)	(956)
0.75- 1.00	1	768	360	18	7	2	1	2	0	0	0	0	0	0	0	0	0	0	1159	44223
																			(26)	(982)
1.00- 1.25	0	97	326	12	1	0	0	0	0	0	0	0	0	0	0	0	0	0	436	44659
																			(10)	(992)
1.25- 1.50	0	4	183	21	4	1	0	0	0	0	0	0	0	0	0	0	0	0	213	44872
																			(5)	(996)
1.50- 1.75	0	0	64	13	4	0	0	1	0	0	0	0	0	0	0	0	0	0	82	44954
																			(2)	(998)
1.75- 2.00	0	0	18	15	3	0	2	0	0	0	0	0	0	0	0	0	0	0	38	44992
																			(1)	(999)
2.00- 2.50	0	0	1	36	1	0	0	0	0	0	0	0	0	0	0	0	0	0	38	45030
																			(1)	(1000)
2.50- 3.00	0	0	0	4	0	0	0	0	0	0	0	0	0	0	0	0	0	0	4	45034
																			(0)	(1000)
3.00- 3.50	0	0	0	0	0	0	0	0	0	0	0	0	0	0	0	0	0	0	0	45034
																			(0)	(1000)
3.50- 4.00	0	0	0	0	0	0	0	0	0	0	0	0	0	0	0	0	0	0	0	45034
																			(0)	(1000)
4.00- 4.50	0	0	0	0	0	0	0	0	0	0	0	0	0	0	0	0	0	0	0	45034
																			(0)	(1000)
4.50- 5.00	0	0	0	0	0	0	0	0	0	0	0	0	0	0	0	0	0	0	0	45034
																			(0)	(1000)
5.00- 5.50	0	0	0	0	0	0	0	0	0	0	0	0	0	0	0	0	0	0	0	45034
																			(0)	(1000)
5.50- 6.00	0	0	0	0	0	0	0	0	0	0	0	0	0	0	0	0	0	0	0	45034
																			(0)	(1000)
6.00- 6.50	0	0	0	0	0	0	0	0	0	0	0	0	0	0	0	0	0	0	0	45034
																			(0)	(1000)
6.50- 7.00	0	0	0	0	0	0	0	0	0	0	0	0	0	0	0	0	0	0	0	45034
																			(0)	(1000)
7.00- 8.00	0	0	0	0	0	0	0	0	0	0	0	0	0	0	0	0	0	0	0	45034
																			(0)	(1000)
8.00- 9.00	0	0	0	0	0	0	0	0	0	0	0	0	0	0	0	0	0	0	0	45034
																			(0)	(1000)
9.00-10.00	0	0	0	0	0	0	0	0	0	0	0	0	0	0	0	0	0	0	0	45034
																			(0)	(1000)
10.00-11.00	0	0	0	0	0	0	0	0	0	0	0	0	0	0	0	0	0	0	0	45034
																			(0)	(1000)
11.00-12.00	0	0	0	0	0	0	0	0	0	0	0	0	0	0	0	0	0	0	0	45034
																			(0)	(1000)
12.00-	0	0	0	0	0	0	0	0	0	0	0	0	0	0	0	0	0	0	0	45034
																			(0)	(1000)
TOTAL	4733	34512	5033	528	125	66	20	11	6	0	0	0	0	0	0	0	0	0	45034	45034
(0.1%)	(105)	(766)	(112)	(12)	(3)	(1)	(0)	(0)	(0)	(0)	(0)	(0)	(0)	(0)	(0)	(0)	(0)	(0)	(1000)	(1000)
HICHO	4733	39245	44278	44806	44931	44997	45017	45028	45034	45034	45034	45034	45034	45034	45034	45034	45034	45034	45034	45034
(0.1%)	(105)	(871)	(983)	(995)	(998)	(999)	(1000)	(1000)	(1000)	(1000)	(1000)	(1000)	(1000)	(1000)	(1000)	(1000)	(1000)	(1000)	(1000)	(1000)

付表－2.22 f　神戸港　波高・周期別出現率表（通年）

KOOBE　　NEN HYO　　71- 5 - 84- 12　　RITU BUNPU HYO

T / H	SEION	3- 4	4- 5	5- 6	6- 7	KISYU 7- 8	USW 8- 9	9-10	10-11	11-12	12-13	13-14	14-15	15-16	16-17	17-18	18-19	19-	H3 TOTAL	T3 HICHO
SEION	1.9	7.8	0.8	0.1	0.0	0.0	0.0	0.0	0.	0.	0.	0.	0.	0.	0.	0.	0.	0.	10.6	10.6
																			(4772)	(4772)
0.25- 0.50	8.2	60.2	7.3	0.6	0.1	0.1	0.0	0.0	0.0	0.	0.	0.	0.	0.	0.	0.	0.	0.	76.5	87.1
																			(34455)	(39227)
0.50- 0.75	0.5	6.7	0.9	0.2	0.1	0.1	0.0	0.0	0.0	0.	0.	0.	0.	0.	0.	0.	0.	0.	8.5	95.6
																			(3837)	(43064)
0.75- 1.00	0.0	1.7	0.8	0.0	0.0	0.0	0.0	0.0	0.	0.	0.	0.	0.	0.	0.	0.	0.	0.	2.6	98.2
																			(1159)	(44223)
1.00- 1.25	0.	0.2	0.7	0.0	0.0	0.	0.	0.	0.	0.	0.	0.	0.	0.	0.	0.	0.	0.	1.0	99.2
																			(436)	(44659)
1.25- 1.50	0.	0.0	0.4	0.0	0.0	0.0	0.	0.	0.	0.	0.	0.	0.	0.	0.	0.	0.	0.	0.5	99.6
																			(213)	(44872)
1.50- 1.75	0.	0.	0.1	0.0	0.0	0.	0.	0.0	0.	0.	0.	0.	0.	0.	0.	0.	0.	0.	0.2	99.8
																			(82)	(44954)
1.75- 2.00	0.	0.	0.0	0.0	0.0	0.	0.0	0.	0.	0.	0.	0.	0.	0.	0.	0.	0.	0.	0.1	99.9
																			(38)	(44992)
2.00- 2.50	0.	0.	0.0	0.1	0.0	0.	0.	0.	0.	0.	0.	0.	0.	0.	0.	0.	0.	0.	0.1	100.0
																			(38)	(45030)
2.50- 3.00	0.	0.	0.	0.0	0.	0.	0.	0.	0.	0.	0.	0.	0.	0.	0.	0.	0.	0.	0.0	100.0
																			(4)	(45034)
3.00- 3.50	0.	0.	0.	0.	0.	0.	0.	0.	0.	0.	0.	0.	0.	0.	0.	0.	0.	0.	0.	100.0
																			(0)	(45034)
3.50- 4.00	0.	0.	0.	0.	0.	0.	0.	0.	0.	0.	0.	0.	0.	0.	0.	0.	0.	0.	0.	100.0
																			(0)	(45034)
4.00- 4.50	0.	0.	0.	0.	0.	0.	0.	0.	0.	0.	0.	0.	0.	0.	0.	0.	0.	0.	0.	100.0
																			(0)	(45034)
4.50- 5.00	0.	0.	0.	0.	0.	0.	0.	0.	0.	0.	0.	0.	0.	0.	0.	0.	0.	0.	0.	100.0
																			(0)	(45034)
5.00- 5.50	0.	0.	0.	0.	0.	0.	0.	0.	0.	0.	0.	0.	0.	0.	0.	0.	0.	0.	0.	100.0
																			(0)	(45034)
5.50- 6.00	0.	0.	0.	0.	0.	0.	0.	0.	0.	0.	0.	0.	0.	0.	0.	0.	0.	0.	0.	100.0
																			(0)	(45034)
6.00- 6.50	0.	0.	0.	0.	0.	0.	0.	0.	0.	0.	0.	0.	0.	0.	0.	0.	0.	0.	0.	100.0
																			(0)	(45034)
6.50- 7.00	0.	0.	0.	0.	0.	0.	0.	0.	0.	0.	0.	0.	0.	0.	0.	0.	0.	0.	0.	100.0
																			(0)	(45034)
7.00- 8.00	0.	0.	0.	0.	0.	0.	0.	0.	0.	0.	0.	0.	0.	0.	0.	0.	0.	0.	0.	100.0
																			(0)	(45034)
8.00- 9.00	0.	0.	0.	0.	0.	0.	0.	0.	0.	0.	0.	0.	0.	0.	0.	0.	0.	0.	0.	100.0
																			(0)	(45034)
9.00-10.00	0.	0.	0.	0.	0.	0.	0.	0.	0.	0.	0.	0.	0.	0.	0.	0.	0.	0.	0.	100.0
																			(0)	(45034)
10.00-11.00	0.	0.	0.	0.	0.	0.	0.	0.	0.	0.	0.	0.	0.	0.	0.	0.	0.	0.	0.	100.0
																			(0)	(45034)
11.00-12.00	0.	0.	0.	0.	0.	0.	0.	0.	0.	0.	0.	0.	0.	0.	0.	0.	0.	0.	0.	100.0
																			(0)	(45034)
12.00-	0.	0.	0.	0.	0.	0.	0.	0.	0.	0.	0.	0.	0.	0.	0.	0.	0.	0.	0.	100.0
																			(0)	(45034)
TOTAL	10.5	76.6	11.2	1.2	0.3	0.1	0.0	0.0	0.0	0.	0.	0.	0.	0.	0.	0.	0.	0.	100.0	100.0
	4733	34512	5033	528	125	66	20	11	6	0	0	0	0	0	0	0	0	0	45034	45034
HICHO	10.5	87.1	98.3	99.5	99.8	99.9	100.0	100.0	100.0	100.0	100.0	100.0	100.0	100.0	100.0	100.0	100.0	100.0	100.0	100.0
	4733	39245	44278	44806	44931	44997	45017	45028	45034	45034	45034	45034	45034	45034	45034	45034	45034	45034	45034	45034

付表－2.23 a　油津港　波高・周期別度数分布表（冬季）

ABURATSU　　KISYU　USW　KI　HYO　　75- 83　12- 2　　DOSUU BUNPU HYO

H \ T	SEION	3- 4	4- 5	5- 6	6- 7	7- 8	8- 9	9-10	10-11	11-12	12-13	13-14	14-15	15-16	16-17	17-18	18-19	19-	H3 TOTAL	T3 MICHO
	237	0	0	1	2	2	1	1	0	0	0	0	0	0	0	0	0	0	244	244
0.25- 0.50	0	4	98	479	666	605	184	76	38	4	0	0	0	0	0	0	0	0	(30)	(30)
0.50- 0.75	0	0	44	475	859	472	477	262	83	38	5	1	0	0	0	0	0	0	1934	2178
																			(237)	(267)
0.75- 1.00	0	0	28	234	402	334	227	126	40	21	16	0	1	0	0	0	0	0	2916	5094
																			(358)	(625)
1.00- 1.25	0	0	4	105	247	182	93	58	47	20	8	1	1	0	0	0	0	0	1429	6523
																			(175)	(800)
1.25- 1.50	0	0	0	37	114	112	44	21	13	14	4	2	0	0	0	0	0	0	766	7289
																			(94)	(894)
1.50- 1.75	0	0	0	13	75	71	42	10	2	2	0	0	0	0	0	0	0	0	361	7650
																			(44)	(938)
1.75- 2.00	0	0	0	1	38	56	26	8	4	0	0	0	0	0	0	0	0	0	215	7865
																			(26)	(965)
2.00- 2.50	0	0	0	0	22	31	23	17	3	2	0	0	0	0	0	0	0	0	133	7998
																			(16)	(981)
2.50- 3.00	0	0	0	0	1	22	11	4	4	2	0	0	0	0	0	0	0	0	98	8096
																			(12)	(993)
3.00- 3.50	0	0	0	0	0	5	4	0	0	1	0	0	0	0	0	0	0	0	44	8140
																			(5)	(998)
3.50- 4.00	0	0	0	0	0	0	1	0	0	0	0	0	0	0	0	0	0	0	10	8150
																			(1)	(1000)
4.00- 4.50	0	0	0	0	0	0	0	2	0	0	0	0	0	0	0	0	0	0	1	8151
																			(0)	(1000)
4.50- 5.00	0	0	0	0	0	0	0	0	0	0	0	0	0	0	0	0	0	0	2	8153
																			(0)	(1000)
5.00- 5.50	0	0	0	0	0	0	0	0	0	0	0	0	0	0	0	0	0	0	0	8153
																			(0)	(1000)
5.50- 6.00	0	0	0	0	0	0	0	0	0	0	0	0	0	0	0	0	0	0	0	8153
																			(0)	(1000)
6.00- 6.50	0	0	0	0	0	0	0	0	0	0	0	0	0	0	0	0	0	0	0	8153
																			(0)	(1000)
6.50- 7.00	0	0	0	0	0	0	0	0	0	0	0	0	0	0	0	0	0	0	0	8153
																			(0)	(1000)
7.00- 8.00	0	0	0	0	0	0	0	0	0	0	0	0	0	0	0	0	0	0	0	8153
																			(0)	(1000)
8.00- 9.00	0	0	0	0	0	0	0	0	0	0	0	0	0	0	0	0	0	0	0	8153
																			(0)	(1000)
9.00-10.00	0	0	0	0	0	0	0	0	0	0	0	0	0	0	0	0	0	0	0	8153
																			(0)	(1000)
10.00-11.00	0	0	0	0	0	0	0	0	0	0	0	0	0	0	0	0	0	0	0	8153
																			(0)	(1000)
11.00-12.00	0	0	0	0	0	0	0	0	0	0	0	0	0	0	0	0	0	0	0	8153
																			(0)	(1000)
12.00-	0	0	0	0	0	0	0	0	0	0	0	0	0	0	0	0	0	0	0	8153
																			(0)	(1000)
TOTAL	237	4	154	1345	2426	1892	1133	585	234	104	33	4	2	0	0	0	0	0	8153	8153
(0.1%)	(29)	(0)	(19)	(165)	(298)	(232)	(139)	(72)	(29)	(13)	(4)	(0)	(0)	(0)	(0)	(0)	(0)	(0)	(1000)	(1000)
MICHO	237	241	395	1740	4166	6058	7191	7776	8010	8114	8147	8151	8153	8153	8153	8153	8153	8153	8153	8153
(0.1%)	(29)	(30)	(48)	(213)	(511)	(743)	(882)	(954)	(982)	(995)	(999)	(1000)	(1000)	(1000)	(1000)	(1000)	(1000)	(1000)	(1000)	(1000)

付表－2.23 b　油津港　波高・周期別度数分布表（春季）

ABURATSU　　KISYU　USW　KI　HYO　　75- 83　3- 5　　DOSUU BUNPU HYO

H \ T	SEION	3- 4	4- 5	5- 6	6- 7	7- 8	8- 9	9-10	10-11	11-12	12-13	13-14	14-15	15-16	16-17	17-18	18-19	19-	H3 TOTAL	T3 MICHO
	68	0	0	0	0	0	0	0	0	0	0	0	0	0	0	0	0	0	68	68
0.25- 0.50	0	1	26	51	195	238	150	41	7	0	0	0	0	0	0	0	0	0	(8)	(8)
0.50- 0.75	0	0	25	250	614	623	405	134	44	7	0	0	0	0	0	0	0	0	749	817
																			(88)	(96)
0.75- 1.00	0	0	17	247	521	540	336	93	19	20	6	1	0	0	0	0	0	0	2102	2919
																			(247)	(344)
1.00- 1.25	0	0	3	141	468	431	231	77	21	2	1	0	0	0	0	0	0	0	1800	4719
																			(212)	(556)
1.25- 1.50	0	0	0	74	305	288	127	48	12	1	0	0	0	0	0	0	0	0	1375	6094
																			(162)	(717)
1.50- 1.75	0	0	0	25	166	189	100	36	11	3	0	0	0	0	0	0	0	0	855	6949
																			(101)	(818)
1.75- 2.00	0	0	0	3	91	162	53	35	15	3	0	3	0	0	0	0	0	0	530	7479
																			(62)	(881)
2.00- 2.50	0	0	0	2	59	151	113	41	18	4	0	0	0	0	0	0	0	0	365	7844
																			(43)	(923)
2.50- 3.00	0	0	0	0	9	48	76	29	10	3	0	0	0	0	0	0	0	0	388	8232
																			(46)	(969)
3.00- 3.50	0	0	0	0	0	10	32	11	4	1	0	1	0	0	0	0	0	0	175	8407
																			(21)	(990)
3.50- 4.00	0	0	0	0	0	3	3	6	4	3	4	0	0	0	0	0	0	0	59	8466
																			(7)	(997)
4.00- 4.50	0	0	0	0	0	1	0	1	1	0	1	0	1	0	0	0	0	0	23	8489
																			(3)	(999)
4.50- 5.00	0	0	0	0	0	0	0	0	0	0	0	0	0	0	0	0	0	0	5	8494
																			(1)	(1000)
5.00- 5.50	0	0	0	0	0	0	0	0	0	0	0	0	0	0	0	0	0	0	0	8494
																			(0)	(1000)
5.50- 6.00	0	0	0	0	0	0	0	0	0	0	0	0	0	0	0	0	0	0	0	8494
																			(0)	(1000)
6.00- 6.50	0	0	0	0	0	0	0	0	0	0	0	0	0	0	0	0	0	0	0	8494
																			(0)	(1000)
6.50- 7.00	0	0	0	0	0	0	0	0	0	0	0	0	0	0	0	0	0	0	0	8494
																			(0)	(1000)
7.00- 8.00	0	0	0	0	0	0	0	0	0	0	0	0	0	0	0	0	0	0	0	8494
																			(0)	(1000)
8.00- 9.00	0	0	0	0	0	0	0	0	0	0	0	0	0	0	0	0	0	0	0	8494
																			(0)	(1000)
9.00-10.00	0	0	0	0	0	0	0	0	0	0	0	0	0	0	0	0	0	0	0	8494
																			(0)	(1000)
10.00-11.00	0	0	0	0	0	0	0	0	0	0	0	0	0	0	0	0	0	0	0	8494
																			(0)	(1000)
11.00-12.00	0	0	0	0	0	0	0	0	0	0	0	0	0	0	0	0	0	0	0	8494
																			(0)	(1000)
12.00-	0	0	0	0	0	0	0	0	0	0	0	0	0	0	0	0	0	0	0	8494
																			(0)	(1000)
TOTAL	68	1	71	833	2428	2684	1626	552	166	47	12	5	1	0	0	0	0	0	8494	8494
(0.1%)	(8)	(0)	(8)	(98)	(286)	(316)	(191)	(65)	(20)	(6)	(1)	(1)	(0)	(0)	(0)	(0)	(0)	(0)	(1000)	(1000)
MICHO	68	69	140	973	3401	6085	7711	8263	8429	8476	8488	8493	8494	8494	8494	8494	8494	8494	8494	8494
(0.1%)	(8)	(8)	(16)	(115)	(400)	(716)	(908)	(973)	(992)	(998)	(999)	(1000)	(1000)	(1000)	(1000)	(1000)	(1000)	(1000)	(1000)	(1000)

付表－2.23 c　油津港　波高・周期別度数分布表（夏季）

ABURATSU　KISYU USW　KI HYO　75- 83　6- 8　DOSUU BUNPU HYO　H3 T3

H \ T	SEION	3- 4	4- 5	5- 6	6- 7	7- 8	8- 9	9-10	10-11	11-12	12-13	13-14	14-15	15-16	16-17	17-18	18-19	19-	TOTAL	HICHO
SEION	24	0	0	0	1	5	2	0	0	0	0	0	0	0	0	0	0	0	32 (4)	32 (4)
0.25- 0.50	0	0	19	102	230	276	253	81	5	1	0	0	0	0	0	0	0	0	967 (116)	999 (120)
0.50- 0.75	0	0	21	263	786	801	539	162	18	2	1	0	0	0	0	0	0	0	2593 (311)	3592 (431)
0.75- 1.00	0	0	7	158	568	585	347	132	27	1	0	0	0	0	0	0	0	0	1825 (219)	5417 (650)
1.00- 1.25	0	0	2	36	312	372	208	69	18	4	0	0	0	0	0	0	0	0	1021 (123)	6438 (773)
1.25- 1.50	0	0	0	18	127	237	119	75	17	3	0	0	0	0	0	0	0	0	596 (72)	7034 (844)
1.50- 1.75	0	0	2	5	81	144	93	54	27	7	5	0	0	0	0	0	0	0	418 (50)	7452 (894)
1.75- 2.00	0	0	0	7	19	80	74	53	23	14	2	0	0	0	0	0	0	0	272 (33)	7724 (927)
2.00- 2.50	0	0	0	0	13	75	77	65	44	22	6	5	0	0	0	0	0	0	307 (37)	8031 (964)
2.50- 3.00	0	0	0	0	1	28	33	40	28	14	11	1	0	0	0	0	0	0	156 (19)	8187 (983)
3.00- 3.50	0	0	0	0	0	4	9	16	14	8	5	1	0	0	0	0	0	0	57 (7)	8244 (989)
3.50- 4.00	0	0	0	0	0	0	3	6	11	8	2	0	0	0	0	0	0	0	30 (4)	8274 (993)
4.00- 4.50	0	0	0	0	0	0	0	5	7	3	5	0	0	0	0	0	0	0	20 (2)	8294 (995)
4.50- 5.00	0	0	0	0	0	0	0	1	4	8	0	0	0	0	0	0	0	0	13 (2)	8307 (997)
5.00- 5.50	0	0	0	0	0	0	0	0	3	6	0	1	0	0	0	0	0	0	10 (1)	8317 (998)
5.50- 6.00	0	0	0	0	0	0	0	0	6	3	0	0	0	0	0	0	0	0	9 (1)	8326 (999)
6.00- 6.50	0	0	0	0	0	0	0	0	2	1	1	0	0	0	0	0	0	0	4 (0)	8330 (1000)
6.50- 7.00	0	0	0	0	0	0	0	0	0	2	0	0	0	0	0	0	0	0	2 (0)	8332 (1000)
7.00- 8.00	0	0	0	0	0	0	0	0	0	0	0	0	0	0	0	0	0	0	0 (0)	8332 (1000)
8.00- 9.00	0	0	0	0	0	0	0	0	0	0	0	0	0	0	0	0	0	0	0 (0)	8332 (1000)
9.00-10.00	0	0	0	0	0	0	0	0	0	0	0	0	0	0	0	0	0	0	0 (0)	8332 (1000)
10.00-11.00	0	0	0	0	0	0	0	0	0	0	0	0	0	0	0	0	0	0	0 (0)	8332 (1000)
11.00-12.00	0	0	0	0	0	0	0	0	0	0	0	0	0	0	0	0	0	0	0 (0)	8332 (1000)
12.00-	0	0	0	0	0	0	0	0	0	0	0	0	0	0	0	0	0	0	0 (0)	8332 (1000)
TOTAL	24	0	51	589	2138	2607	1757	759	254	107	38	8	0	0	0	0	0	0	8332	8332
(0.1%)	(3)	(0)	(6)	(71)	(257)	(313)	(211)	(91)	(30)	(13)	(5)	(1)	(0)	(0)	(0)	(0)	(0)	(0)	(1000)	(1000)
HICHO	24	24	75	664	2802	5409	7166	7925	8179	8286	8324	8332	8332	8332	8332	8332	8332	8332	8332	8332
(0.1%)	(3)	(3)	(9)	(80)	(336)	(649)	(860)	(951)	(982)	(994)	(999)	(1000)	(1000)	(1000)	(1000)	(1000)	(1000)	(1000)	(1000)	(1000)

付表－2.23 d　油津港　波高・周期別度数分布表（秋季）

ABURATSU　KISYU USW　KI HYO　75- 82　9- 11　DOSUU BUNPU HYO　H3 T3

H \ T	SEION	3- 4	4- 5	5- 6	6- 7	7- 8	8- 9	9-10	10-11	11-12	12-13	13-14	14-15	15-16	16-17	17-18	18-19	19-	TOTAL	HICHO
SEION	26	0	0	0	0	0	0	0	0	0	0	0	0	0	0	0	0	0	26 (3)	26 (3)
0.25- 0.50	0	0	13	90	177	148	90	37	3	2	1	0	0	0	0	0	0	0	561 (73)	587 (76)
0.50- 0.75	0	0	7	155	351	470	329	121	37	15	2	0	0	0	0	0	0	0	1487 (192)	2074 (268)
0.75- 1.00	0	0	9	137	354	454	223	109	30	9	2	0	0	0	0	0	0	0	1327 (172)	3401 (440)
1.00- 1.25	0	0	4	68	252	278	247	114	56	12	4	0	0	0	0	0	0	0	1035 (134)	4436 (574)
1.25- 1.50	0	0	1	35	155	251	236	109	58	26	12	2	0	0	0	0	0	0	885 (115)	5321 (689)
1.50- 1.75	0	0	0	9	111	192	207	95	52	28	12	5	0	0	0	0	0	0	711 (92)	6032 (781)
1.75- 2.00	0	0	0	2	46	181	155	82	48	20	16	3	0	0	0	0	0	0	553 (72)	6585 (852)
2.00- 2.50	0	0	0	0	24	114	179	115	64	29	24	7	0	0	0	0	0	0	556 (72)	7141 (924)
2.50- 3.00	0	0	0	0	2	24	59	67	38	29	12	5	0	0	0	0	0	0	236 (31)	7377 (955)
3.00- 3.50	0	0	0	0	0	3	26	52	33	18	10	6	4	1	0	0	0	0	153 (20)	7530 (975)
3.50- 4.00	0	0	0	0	0	1	8	27	26	9	5	2	1	1	0	0	0	0	80 (10)	7610 (985)
4.00- 4.50	0	0	0	0	0	0	2	23	22	9	10	3	0	0	0	0	0	0	69 (9)	7679 (994)
4.50- 5.00	0	0	0	0	0	0	2	5	3	2	1	1	0	0	0	0	0	0	14 (2)	7693 (996)
5.00- 5.50	0	0	0	0	0	0	0	1	5	0	1	2	0	0	0	0	0	0	9 (1)	7702 (997)
5.50- 6.00	0	0	0	0	0	0	0	0	4	5	3	0	0	0	0	0	0	0	12 (2)	7714 (998)
6.00- 6.50	0	0	0	0	0	0	0	0	0	2	2	0	0	0	0	0	0	0	4 (1)	7718 (999)
6.50- 7.00	0	0	0	0	0	0	0	0	0	0	0	2	1	0	0	0	0	0	3 (0)	7721 (999)
7.00- 8.00	0	0	0	0	0	0	0	0	0	1	1	0	0	0	0	0	0	0	2 (0)	7723 (999)
8.00- 9.00	0	0	0	0	0	0	0	0	0	0	1	1	0	0	0	0	0	0	2 (0)	7725 (1000)
9.00-10.00	0	0	0	0	0	0	0	0	0	0	0	1	0	0	0	0	0	0	1 (0)	7726 (1000)
10.00-11.00	0	0	0	0	0	0	0	0	0	0	0	1	0	0	0	0	0	0	1 (0)	7727 (1000)
11.00-12.00	0	0	0	0	0	0	0	0	0	0	0	0	0	0	0	0	0	0	0 (0)	7727 (1000)
12.00-	0	0	0	0	0	0	0	0	0	0	0	0	0	0	0	0	0	0	0 (0)	7727 (1000)
TOTAL	26	0	34	496	1472	2116	1763	957	479	216	119	41	6	2	0	0	0	0	7727	7727
(0.1%)	(3)	(0)	(4)	(64)	(191)	(274)	(228)	(124)	(62)	(28)	(15)	(5)	(1)	(0)	(0)	(0)	(0)	(0)	(1000)	(1000)
HICHO	26	26	60	556	2028	4144	5907	6864	7343	7559	7678	7719	7725	7727	7727	7727	7727	7727	7727	7727
(0.1%)	(3)	(3)	(8)	(72)	(262)	(536)	(764)	(888)	(950)	(978)	(994)	(999)	(1000)	(1000)	(1000)	(1000)	(1000)	(1000)	(1000)	(1000)

付表－2.23 e　油津港　波高・周期別度数分布表（通年）

ABURATSU　　NEN HYO　　75- 3 - 83- 8　　DOSUU BUNPU HYO　H3 T3

H \ T	SEION	3- 4	4- 5	5- 6	6- 7	KISYU 7- 8	USW 8- 9	9-10	10-11	11-12	12-13	13-14	14-15	15-16	16-17	17-18	18-19	19-	TOTAL	MICHO
SEION	355	0	0	1	3	7	3	1	0	0	0	0	0	0	0	0	0	0	370	370
																			(11)	(11)
0.25- 0.50	0	5	136	762	1268	1067	677	235	53	7	1	0	0	0	0	0	0	0	4211	4581
																			(129)	(140)
0.50- 0.75	0	0	97	1143	2410	2566	1750	679	182	62	8	1	0	0	0	0	0	0	9098	13679
																			(278)	(418)
0.75- 1.00	0	0	61	776	1845	1913	1133	460	116	51	24	1	1	0	0	0	0	0	6381	20060
																			(195)	(613)
1.00- 1.25	0	0	13	350	1279	1263	779	318	142	38	13	1	1	0	0	0	0	0	4197	24257
																			(128)	(742)
1.25- 1.50	0	0	1	164	701	888	526	253	100	44	16	4	0	0	0	0	0	0	2697	26954
																			(82)	(824)
1.50- 1.75	0	0	2	52	433	596	442	195	92	40	17	5	0	0	0	0	0	0	1874	28828
																			(57)	(881)
1.75- 2.00	0	0	0	13	194	479	308	178	90	37	18	6	0	0	0	0	0	0	1323	30151
																			(40)	(922)
2.00- 2.50	0	0	0	2	118	371	392	238	129	57	30	12	0	0	0	0	0	0	1349	31500
																			(41)	(963)
2.50- 3.00	0	0	0	0	13	122	179	140	80	48	23	6	0	0	0	0	0	0	611	32111
																			(19)	(982)
3.00- 3.50	0	0	0	0	0	22	71	79	51	28	15	8	4	1	0	0	0	0	279	32390
																			(9)	(990)
3.50- 4.00	0	0	0	0	0	4	15	39	41	20	11	2	1	1	0	0	0	0	134	32524
																			(4)	(994)
4.00- 4.50	0	0	0	0	0	1	2	31	30	12	16	3	1	0	0	0	0	0	96	32620
																			(3)	(997)
4.50- 5.00	0	0	0	0	0	0	2	6	7	10	1	1	0	0	0	0	0	0	27	32647
																			(1)	(998)
5.00- 5.50	0	0	0	0	0	0	0	1	8	6	1	3	0	0	0	0	0	0	19	32666
																			(1)	(999)
5.50- 6.00	0	0	0	0	0	0	0	0	10	8	3	0	0	0	0	0	0	0	21	32687
																			(1)	(999)
6.00- 6.50	0	0	0	0	0	0	0	0	2	3	3	0	0	0	0	0	0	0	8	32695
																			(0)	(1000)
6.50- 7.00	0	0	0	0	0	0	0	0	0	2	0	2	1	0	0	0	0	0	5	32700
																			(0)	(1000)
7.00- 8.00	0	0	0	0	0	0	0	0	0	1	1	0	0	0	0	0	0	0	2	32702
																			(0)	(1000)
8.00- 9.00	0	0	0	0	0	0	0	0	0	0	1	1	0	0	0	0	0	0	2	32704
																			(0)	(1000)
9.00-10.00	0	0	0	0	0	0	0	0	0	0	0	1	0	0	0	0	0	0	1	32705
																			(0)	(1000)
10.00-11.00	0	0	0	0	0	0	0	0	0	0	0	1	0	0	0	0	0	0	1	32706
																			(0)	(1000)
11.00-12.00	0	0	0	0	0	0	0	0	0	0	0	0	0	0	0	0	0	0	0	32706
																			(0)	(1000)
12.00-	0	0	0	0	0	0	0	0	0	0	0	0	0	0	0	0	0	0	0	32706
																			(0)	(1000)
TOTAL	355	5	310	3263	8464	9299	6279	2853	1133	474	202	58	9	2	0	0	0	0	32706	32706
	(0.1%)	(11)	(0)	(9)	(100)	(259)	(284)	(192)	(87)	(35)	(14)	(6)	(2)	(0)	(0)	(0)	(0)	(0)	(1000)	(1000)
MICHO	355	360	670	3933	12397	21696	27975	30828	31961	32435	32637	32695	32704	32706	32706	32706	32706	32706	32706	32706
	(0.1%)	(11)	(11)	(20)	(120)	(379)	(663)	(855)	(943)	(977)	(992)	(998)	(1000)	(1000)	(1000)	(1000)	(1000)	(1000)	(1000)	(1000)

付表－2.23 f　油津港　波高・周期別出現率表（通年）

ABURATSU　　NEN HYO　　75- 3 - 83- 8　　RITU BUNPU HYO　H3 T3

H \ T	SEION	3- 4	4- 5	5- 6	6- 7	KISYU 7- 8	USW 8- 9	9-10	10-11	11-12	12-13	13-14	14-15	15-16	16-17	17-18	18-19	19-	TOTAL	MICHO
SEION	1.1	0.	0.	0.0	0.0	0.0	0.0	0.0	0.	0.	0.	0.	0.	0.	0.	0.	0.	0.	1.1	1.1
																			(370)	(370)
0.25- 0.50	0.	0.0	0.4	2.3	3.9	3.3	2.1	0.7	0.2	0.0	0.0	0.	0.	0.	0.	0.	0.	0.	12.9	14.0
																			(4211)	(4581)
0.50- 0.75	0.	0.	0.3	3.5	8.0	7.8	5.4	2.1	0.6	0.2	0.0	0.0	0.	0.	0.	0.	0.	0.	27.8	41.8
																			(9098)	(13679)
0.75- 1.00	0.	0.	0.2	2.4	5.6	5.8	3.5	1.4	0.4	0.2	0.1	0.0	0.0	0.	0.	0.	0.	0.	19.5	61.3
																			(6381)	(20060)
1.00- 1.25	0.	0.	0.0	1.1	3.9	3.9	2.4	1.0	0.4	0.1	0.0	0.0	0.0	0.	0.	0.	0.	0.	12.8	74.2
																			(4197)	(24257)
1.25- 1.50	0.	0.	0.0	0.5	2.1	2.7	1.6	0.8	0.3	0.1	0.0	0.0	0.	0.	0.	0.	0.	0.	8.2	82.4
																			(2697)	(26954)
1.50- 1.75	0.	0.	0.0	0.2	1.3	1.8	1.4	0.6	0.3	0.1	0.1	0.0	0.	0.	0.	0.	0.	0.	5.7	88.1
																			(1874)	(28828)
1.75- 2.00	0.	0.	0.	0.0	0.6	1.5	0.9	0.5	0.3	0.1	0.1	0.0	0.	0.	0.	0.	0.	0.	4.0	92.2
																			(1323)	(30151)
2.00- 2.50	0.	0.	0.	0.0	0.4	1.1	1.2	0.7	0.4	0.2	0.1	0.0	0.	0.	0.	0.	0.	0.	4.1	96.3
																			(1349)	(31500)
2.50- 3.00	0.	0.	0.	0.	0.0	0.4	0.5	0.4	0.2	0.1	0.1	0.0	0.	0.	0.	0.	0.	0.	1.9	98.2
																			(611)	(32111)
3.00- 3.50	0.	0.	0.	0.	0.	0.1	0.2	0.2	0.2	0.1	0.0	0.0	0.0	0.0	0.	0.	0.	0.	0.9	99.0
																			(279)	(32390)
3.50- 4.00	0.	0.	0.	0.	0.	0.0	0.0	0.1	0.1	0.1	0.0	0.0	0.0	0.0	0.	0.	0.	0.	0.4	99.4
																			(134)	(32524)
4.00- 4.50	0.	0.	0.	0.	0.	0.0	0.0	0.1	0.1	0.0	0.0	0.0	0.0	0.	0.	0.	0.	0.	0.3	99.7
																			(96)	(32620)
4.50- 5.00	0.	0.	0.	0.	0.	0.	0.0	0.0	0.0	0.0	0.0	0.0	0.	0.	0.	0.	0.	0.	0.1	99.8
																			(27)	(32647)
5.00- 5.50	0.	0.	0.	0.	0.	0.	0.	0.0	0.0	0.0	0.0	0.0	0.	0.	0.	0.	0.	0.	0.1	99.9
																			(19)	(32666)
5.50- 6.00	0.	0.	0.	0.	0.	0.	0.	0.	0.0	0.0	0.0	0.	0.	0.	0.	0.	0.	0.	0.1	99.9
																			(21)	(32687)
6.00- 6.50	0.	0.	0.	0.	0.	0.	0.	0.	0.0	0.0	0.0	0.	0.	0.	0.	0.	0.	0.	0.0	100.0
																			(8)	(32695)
6.50- 7.00	0.	0.	0.	0.	0.	0.	0.	0.	0.	0.0	0.	0.0	0.0	0.	0.	0.	0.	0.	0.0	100.0
																			(5)	(32700)
7.00- 8.00	0.	0.	0.	0.	0.	0.	0.	0.	0.	0.0	0.0	0.	0.	0.	0.	0.	0.	0.	0.0	100.0
																			(2)	(32702)
8.00- 9.00	0.	0.	0.	0.	0.	0.	0.	0.	0.	0.	0.0	0.0	0.	0.	0.	0.	0.	0.	0.0	100.0
																			(2)	(32704)
9.00-10.00	0.	0.	0.	0.	0.	0.	0.	0.	0.	0.	0.	0.0	0.	0.	0.	0.	0.	0.	0.0	100.0
																			(1)	(32705)
10.00-11.00	0.	0.	0.	0.	0.	0.	0.	0.	0.	0.	0.	0.0	0.	0.	0.	0.	0.	0.	0.0	100.0
																			(1)	(32706)
11.00-12.00	0.	0.	0.	0.	0.	0.	0.	0.	0.	0.	0.	0.	0.	0.	0.	0.	0.	0.	0.	100.0
																			(0)	(32706)
12.00-	0.	0.	0.	0.	0.	0.	0.	0.	0.	0.	0.	0.	0.	0.	0.	0.	0.	0.	0.	100.0
																			(0)	(32706)
TOTAL	1.1	0.0	0.9	10.0	25.9	28.4	19.2	8.7	3.5	1.4	0.6	0.2	0.0	0.0	0.	0.	0.	0.	100.0	100.0
	355	5	310	3263	8464	9299	6279	2853	1133	474	202	58	9	2	0	0	0	0	32706	32706
MICHO	1.1	1.1	2.0	12.0	37.9	66.3	85.5	94.3	97.7	99.2	99.8	100.0	100.0	100.0	100.0	100.0	100.0	100.0	100.0	100.0
	355	360	670	3933	12397	21696	27975	30828	31961	32435	32637	32695	32704	32706	32706	32706	32706	32706	32706	32706

付表－2.24 a　志布志湾　波高・周期別度数分布表（冬季）

SHIBUSHI　KISYU USW　KI HYO　80- 84　12- 2　DOSUU BUNPU HYO　H3 T3

H \ T	SEION	3- 4	4- 5	5- 6	6- 7	7- 8	8- 9	9-10	10-11	11-12	12-13	13-14	14-15	15-16	16-17	17-18	18-19	19-	TOTAL	KICHO
SEION	18	88	163	222	255	185	61	7	3	0	0	0	0	0	0	0	0	0	1002 (244)	1002 (244)
0.25- 0.50	222	356	214	270	373	465	307	103	16	0	0	0	0	0	0	0	0	0	2330 (567)	3332 (811)
0.50- 0.75	65	99	35	45	71	92	56	21	11	0	0	0	0	0	0	0	0	0	495 (120)	3827 (931)
0.75- 1.00	0	18	19	28	35	20	16	8	0	0	0	0	0	0	0	0	0	0	144 (35)	3971 (966)
1.00- 1.25	0	1	5	11	22	18	4	5	1	0	0	0	0	0	0	0	0	0	67 (16)	4038 (982)
1.25- 1.50	0	0	0	8	6	14	8	2	1	0	0	0	0	0	0	0	0	0	39 (9)	4077 (992)
1.50- 1.75	0	0	0	1	4	7	5	1	0	0	0	0	0	0	0	0	0	0	18 (4)	4095 (996)
1.75- 2.00	0	0	0	0	1	2	1	0	0	0	0	0	0	0	0	0	0	0	4 (1)	4099 (997)
2.00- 2.50	0	0	0	0	0	4	4	3	0	0	0	0	0	0	0	0	0	0	11 (3)	4110 (1000)
2.50- 3.00	0	0	0	0	0	1	0	0	0	0	0	0	0	0	0	0	0	0	1 (0)	4111 (1000)
3.00- 3.50	0	0	0	0	0	0	0	0	0	0	0	0	0	0	0	0	0	0	0 (0)	4111 (1000)
3.50- 4.00	0	0	0	0	0	0	0	0	0	0	0	0	0	0	0	0	0	0	0 (0)	4111 (1000)
4.00- 4.50	0	0	0	0	0	0	0	0	0	0	0	0	0	0	0	0	0	0	0 (0)	4111 (1000)
4.50- 5.00	0	0	0	0	0	0	0	0	0	0	0	0	0	0	0	0	0	0	0 (0)	4111 (1000)
5.00- 5.50	0	0	0	0	0	0	0	0	0	0	0	0	0	0	0	0	0	0	0 (0)	4111 (1000)
5.50- 6.00	0	0	0	0	0	0	0	0	0	0	0	0	0	0	0	0	0	0	0 (0)	4111 (1000)
6.00- 6.50	0	0	0	0	0	0	0	0	0	0	0	0	0	0	0	0	0	0	0 (0)	4111 (1000)
6.50- 7.00	0	0	0	0	0	0	0	0	0	0	0	0	0	0	0	0	0	0	0 (0)	4111 (1000)
7.00- 8.00	0	0	0	0	0	0	0	0	0	0	0	0	0	0	0	0	0	0	0 (0)	4111 (1000)
8.00- 9.00	0	0	0	0	0	0	0	0	0	0	0	0	0	0	0	0	0	0	0 (0)	4111 (1000)
9.00-10.00	0	0	0	0	0	0	0	0	0	0	0	0	0	0	0	0	0	0	0 (0)	4111 (1000)
10.00-11.00	0	0	0	0	0	0	0	0	0	0	0	0	0	0	0	0	0	0	0 (0)	4111 (1000)
11.00-12.00	0	0	0	0	0	0	0	0	0	0	0	0	0	0	0	0	0	0	0 (0)	4111 (1000)
12.00-	0	0	0	0	0	0	0	0	0	0	0	0	0	0	0	0	0	0	0 (0)	4111 (1000)
TOTAL	305	562	436	585	767	808	462	154	32	0	0	0	0	0	0	0	0	0	4111	4111
(0.1%)	(74)	(137)	(106)	(142)	(187)	(197)	(112)	(37)	(8)	(0)	(0)	(0)	(0)	(0)	(0)	(0)	(0)	(0)	(1000)	(1000)
KICHO	305	867	1303	1888	2655	3463	3925	4079	4111	4111	4111	4111	4111	4111	4111	4111	4111	4111	4111	4111
(0.1%)	(74)	(211)	(317)	(459)	(646)	(842)	(955)	(992)	(1000)	(1000)	(1000)	(1000)	(1000)	(1000)	(1000)	(1000)	(1000)	(1000)	(1000)	(1000)

付表－2.24 b　志布志湾　波高・周期別度数分布表（春季）

SHIBUSHI　KISYU USW　KI HYO　80- 84　3- 5　DOSUU BUNPU HYO　H3 T3

H \ T	SEION	3- 4	4- 5	5- 6	6- 7	7- 8	8- 9	9-10	10-11	11-12	12-13	13-14	14-15	15-16	16-17	17-18	18-19	19-	TOTAL	KICHO
SEION	0	10	28	47	71	74	18	7	0	0	0	0	0	0	0	0	0	0	255 (54)	255 (54)
0.25- 0.50	22	143	190	295	548	471	186	21	6	0	0	0	0	0	0	0	0	0	1882 (398)	2137 (452)
0.50- 0.75	14	66	93	276	443	330	96	26	10	7	2	0	0	0	0	0	0	0	1363 (288)	3500 (740)
0.75- 1.00	0	19	45	121	177	135	45	8	0	2	0	0	0	0	0	0	0	0	552 (117)	4052 (857)
1.00- 1.25	0	2	21	78	90	85	26	12	1	0	0	0	0	0	0	0	0	0	315 (67)	4367 (923)
1.25- 1.50	0	0	4	38	58	55	12	4	1	0	0	0	0	0	0	0	0	0	172 (36)	4539 (960)
1.50- 1.75	0	0	0	10	38	34	9	1	5	0	0	0	0	0	0	0	0	0	97 (21)	4636 (980)
1.75- 2.00	0	0	0	2	14	15	9	0	2	2	0	0	0	0	0	0	0	0	44 (9)	4680 (989)
2.00- 2.50	0	0	0	0	8	17	8	1	1	1	0	2	0	0	0	0	0	0	38 (8)	4718 (997)
2.50- 3.00	0	0	0	0	0	1	3	0	0	0	3	2	0	0	0	0	0	0	9 (2)	4727 (999)
3.00- 3.50	0	0	0	0	0	0	0	0	0	0	0	1	2	0	0	0	0	0	3 (1)	4730 (1000)
3.50- 4.00	0	0	0	0	0	0	0	0	0	0	0	0	0	0	0	0	0	0	0 (0)	4730 (1000)
4.00- 4.50	0	0	0	0	0	0	0	0	0	0	0	0	0	0	0	0	0	0	0 (0)	4730 (1000)
4.50- 5.00	0	0	0	0	0	0	0	0	0	0	0	0	0	0	0	0	0	0	0 (0)	4730 (1000)
5.00- 5.50	0	0	0	0	0	0	0	0	0	0	0	0	0	0	0	0	0	0	0 (0)	4730 (1000)
5.50- 6.00	0	0	0	0	0	0	0	0	0	0	0	0	0	0	0	0	0	0	0 (0)	4730 (1000)
6.00- 6.50	0	0	0	0	0	0	0	0	0	0	0	0	0	0	0	0	0	0	0 (0)	4730 (1000)
6.50- 7.00	0	0	0	0	0	0	0	0	0	0	0	0	0	0	0	0	0	0	0 (0)	4730 (1000)
7.00- 8.00	0	0	0	0	0	0	0	0	0	0	0	0	0	0	0	0	0	0	0 (0)	4730 (1000)
8.00- 9.00	0	0	0	0	0	0	0	0	0	0	0	0	0	0	0	0	0	0	0 (0)	4730 (1000)
9.00-10.00	0	0	0	0	0	0	0	0	0	0	0	0	0	0	0	0	0	0	0 (0)	4730 (1000)
10.00-11.00	0	0	0	0	0	0	0	0	0	0	0	0	0	0	0	0	0	0	0 (0)	4730 (1000)
11.00-12.00	0	0	0	0	0	0	0	0	0	0	0	0	0	0	0	0	0	0	0 (0)	4730 (1000)
12.00-	0	0	0	0	0	0	0	0	0	0	0	0	0	0	0	0	0	0	0 (0)	4730 (1000)
TOTAL	36	240	381	867	1447	1217	412	80	26	12	5	5	2	0	0	0	0	0	4730	4730
(0.1%)	(8)	(51)	(81)	(183)	(306)	(257)	(87)	(17)	(5)	(3)	(1)	(1)	(0)	(0)	(0)	(0)	(0)	(0)	(1000)	(1000)
KICHO	36	276	657	1524	2971	4188	4600	4680	4706	4718	4723	4728	4730	4730	4730	4730	4730	4730	4730	4730
(0.1%)	(8)	(58)	(139)	(322)	(628)	(885)	(973)	(989)	(995)	(997)	(999)	(1000)	(1000)	(1000)	(1000)	(1000)	(1000)	(1000)	(1000)	(1000)

付表ー2.24 c　志布志湾　波高・周期別度数分布表（夏季）

SHIBUSHI　　KISYU USW　KI HYO　80- 84　6- 8　DOSUU BUNPU HYO　H3 T3

H \ T	SEION	3- 4	4- 5	5- 6	6- 7	7- 8	8- 9	9-10	10-11	11-12	12-13	13-14	14-15	15-16	16-17	17-18	18-19	19-	TOTAL	(0.1%)	HICHO	(0.1%)
SEION	0	3	10	31	46	22	1	0	0	0	0	0	0	0	0	0	0	0	113	21	113	21
0.25- 0.50	1	54	188	483	795	541	125	11	1	0	0	0	0	0	0	0	0	0	2199	410	2312	431
0.50- 0.75	0	34	129	407	522	326	119	47	9	0	0	0	0	0	0	0	0	0	1593	297	3905	729
0.75- 1.00	0	11	39	102	170	115	100	35	23	8	0	0	0	0	0	0	0	0	603	113	4508	841
1.00- 1.25	0	2	10	26	75	78	50	37	17	6	0	0	0	0	0	0	0	0	301	56	4809	897
1.25- 1.50	0	0	1	9	44	39	27	29	12	6	4	1	1	0	0	0	0	0	173	32	4982	930
1.50- 1.75	0	0	1	7	28	9	19	13	8	7	2	1	1	0	0	0	0	0	96	18	5078	948
1.75- 2.00	0	0	0	1	9	7	5	7	14	6	2	1	0	0	0	0	0	0	52	10	5130	957
2.00- 2.50	0	0	0	1	5	20	21	9	12	21	2	0	0	0	0	0	0	0	91	17	5221	974
2.50- 3.00	0	0	0	0	0	4	21	18	11	3	8	1	0	0	0	0	0	0	66	12	5287	987
3.00- 3.50	0	0	0	0	0	0	6	8	9	16	4	0	0	0	0	0	0	0	43	8	5330	995
3.50- 4.00	0	0	0	0	0	0	0	1	2	4	5	1	0	0	0	0	0	0	13	2	5343	997
4.00- 4.50	0	0	0	0	0	0	0	0	0	1	0	0	1	0	0	0	0	0	2	0	5345	997
4.50- 5.00	0	0	0	0	0	0	0	0	0	1	0	0	0	0	0	0	0	0	1	0	5346	998
5.00- 5.50	0	0	0	0	0	0	0	0	0	1	2	0	0	0	0	0	0	0	3	1	5349	998
5.50- 6.00	0	0	0	0	0	0	0	0	0	0	2	0	0	0	0	0	0	0	2	0	5351	999
6.00- 6.50	0	0	0	0	0	0	0	0	0	1	2	0	0	0	0	0	0	0	3	1	5354	999
6.50- 7.00	0	0	0	0	0	0	0	0	0	0	0	1	0	0	0	0	0	0	1	0	5355	999
7.00- 8.00	0	0	0	0	0	0	0	0	0	1	2	1	0	0	0	0	0	0	4	1	5359	1000
8.00- 9.00	0	0	0	0	0	0	0	0	0	0	0	0	0	0	0	0	0	0	0	0	5359	1000
9.00-10.00	0	0	0	0	0	0	0	0	0	0	0	0	0	0	0	0	0	0	0	0	5359	1000
10.00-11.00	0	0	0	0	0	0	0	0	0	0	0	0	0	0	0	0	0	0	0	0	5359	1000
11.00-12.00	0	0	0	0	0	0	0	0	0	0	0	0	0	0	0	0	0	0	0	0	5359	1000
12.00-	0	0	0	0	0	0	0	0	0	0	0	0	0	0	0	0	0	0	0	0	5359	1000
TOTAL	1	104	378	1067	1694	1161	494	215	118	82	35	7	3	0	0	0	0	0	5359		5359	
(0.1%)	0	19	71	199	316	217	92	40	22	15	7	1	1	0	0	0	0	0	1000		1000	
HICHO	1	105	483	1550	3244	4405	4899	5114	5232	5314	5349	5356	5359	5359	5359	5359	5359	5359	5359		5359	
(0.1%)	0	20	90	289	605	822	914	954	976	992	998	999	1000	1000	1000	1000	1000	1000	1000		1000	

付表ー2.24 d　志布志湾　波高・周期別度数分布表（秋季）

SHIBUSHI　　KISYU USW　KI HYO　80- 84　9- 11　DOSUU BUNPU HYO　H3 T3

H \ T	SEION	3- 4	4- 5	5- 6	6- 7	7- 8	8- 9	9-10	10-11	11-12	12-13	13-14	14-15	15-16	16-17	17-18	18-19	19-	TOTAL	(0.1%)	HICHO	(0.1%)
SEION	0	4	37	98	174	113	23	4	0	0	0	0	0	0	0	0	0	0	453	86	453	86
0.25- 0.50	16	78	192	317	581	654	252	43	8	2	0	0	0	0	0	0	0	0	2143	409	2596	495
0.50- 0.75	5	37	43	129	283	355	232	66	33	11	4	0	0	0	0	0	0	0	1198	229	3794	724
0.75- 1.00	0	3	9	47	147	192	121	62	37	22	15	2	1	0	0	0	0	0	658	126	4452	850
1.00- 1.25	0	0	2	28	62	57	55	44	27	20	9	1	1	0	0	0	0	0	306	58	4758	908
1.25- 1.50	0	0	0	10	23	22	18	26	25	15	11	7	2	0	0	0	0	0	159	30	4917	938
1.50- 1.75	0	0	0	6	13	14	2	17	13	6	15	10	2	1	0	0	0	0	99	19	5016	957
1.75- 2.00	0	0	0	2	9	6	3	7	12	11	12	3	1	2	0	0	0	0	68	13	5084	970
2.00- 2.50	0	0	0	0	5	2	1	7	8	17	9	6	4	1	0	0	0	0	60	11	5144	982
2.50- 3.00	0	0	0	0	1	5	0	3	5	11	13	4	0	0	0	0	0	0	42	8	5186	990
3.00- 3.50	0	0	0	0	0	1	2	1	1	2	10	5	3	0	0	0	0	0	25	5	5211	994
3.50- 4.00	0	0	0	0	0	0	1	0	0	1	2	4	0	0	0	0	0	0	8	2	5219	996
4.00- 4.50	0	0	0	0	0	0	0	0	1	3	1	0	0	0	0	0	0	0	5	1	5224	997
4.50- 5.00	0	0	0	0	0	0	0	0	1	5	0	0	0	0	0	0	0	0	6	1	5230	998
5.00- 5.50	0	0	0	0	0	0	0	0	0	0	0	0	0	0	0	0	0	0	0	0	5230	998
5.50- 6.00	0	0	0	0	0	0	0	0	0	0	4	0	0	0	0	0	0	0	4	1	5234	999
6.00- 6.50	0	0	0	0	0	0	0	0	0	0	1	0	0	0	0	0	0	0	1	0	5235	999
6.50- 7.00	0	0	0	0	0	0	0	0	0	0	2	1	0	0	0	0	0	0	3	1	5238	1000
7.00- 8.00	0	0	0	0	0	0	0	0	0	0	0	2	0	0	0	0	0	0	2	0	5240	1000
8.00- 9.00	0	0	0	0	0	0	0	0	0	0	0	0	0	0	0	0	0	0	0	0	5240	1000
9.00-10.00	0	0	0	0	0	0	0	0	0	0	0	0	0	0	0	0	0	0	0	0	5240	1000
10.00-11.00	0	0	0	0	0	0	0	0	0	0	0	0	0	0	0	0	0	0	0	0	5240	1000
11.00-12.00	0	0	0	0	0	0	0	0	0	0	0	0	0	0	0	0	0	0	0	0	5240	1000
12.00-	0	0	0	0	0	0	0	0	0	0	0	0	0	0	0	0	0	0	0	0	5240	1000
TOTAL	21	122	283	637	1298	1421	710	280	171	126	108	45	14	4	0	0	0	0	5240		5240	
(0.1%)	4	23	54	122	248	271	135	53	33	24	21	9	3	1	0	0	0	0	1000		1000	
HICHO	21	143	426	1063	2361	3782	4492	4772	4943	5069	5177	5222	5236	5240	5240	5240	5240	5240	5240		5240	
(0.1%)	4	27	81	203	451	722	857	911	943	967	988	997	999	1000	1000	1000	1000	1000	1000		1000	

付表－2.24 e　志布志湾　波高・周期別度数分布表（通年）

SHIBUSHI　　KISYU　USW　　NEN　HYO　　80- 4 - 84- 12　　DOSUU BUNPU HYO K3 T3

T / H	SEION	3- 4	4- 5	5- 6	6- 7	7- 8	8- 9	9-10	10-11	11-12	12-13	13-14	14-15	15-16	16-17	17-18	18-19	19-	TOTAL	MICHO
SEION	18	106	241	400	550	397	105	18	3	0	0	0	0	0	0	0	0	0	1838	1838
																			(93)	(93)
0.25- 0.50	466	640	790	1371	2307	2148	892	186	31	2	0	0	0	0	0	0	0	0	8633	10471
																			(439)	(532)
0.50- 0.75	85	239	300	863	1335	1118	522	180	64	18	6	0	0	0	0	0	0	0	4730	15201
																			(240)	(773)
0.75- 1.00	0	51	112	299	532	472	285	122	61	32	15	2	1	0	0	0	0	0	1984	17185
																			(101)	(873)
1.00- 1.25	0	5	38	143	250	238	136	100	46	26	9	1	1	0	0	0	0	0	993	18178
																			(50)	(924)
1.25- 1.50	0	0	5	65	134	131	69	63	39	21	15	8	3	0	0	0	0	0	553	18731
																			(28)	(952)
1.50- 1.75	0	0	1	24	86	71	40	33	26	13	17	11	3	1	0	0	0	0	326	19057
																			(17)	(969)
1.75- 2.00	0	0	0	5	33	32	19	14	28	19	14	4	1	2	0	0	0	0	171	19228
																			(9)	(977)
2.00- 2.50	0	0	0	1	18	43	34	20	21	39	11	8	4	1	0	0	0	0	200	19428
																			(10)	(987)
2.50- 3.00	0	0	0	0	1	11	24	21	16	14	24	7	0	0	0	0	0	0	118	19546
																			(6)	(993)
3.00- 3.50	0	0	0	0	0	1	8	9	10	18	14	6	5	0	0	0	0	0	71	19617
																			(4)	(997)
3.50- 4.00	0	0	0	0	0	0	1	1	2	5	7	5	0	0	0	0	0	0	21	19638
																			(1)	(998)
4.00- 4.50	0	0	0	0	0	0	0	0	1	4	1	0	1	0	0	0	0	0	7	19645
																			(0)	(998)
4.50- 5.00	0	0	0	0	0	0	0	0	1	6	0	0	0	0	0	0	0	0	7	19652
																			(0)	(999)
5.00- 5.50	0	0	0	0	0	0	0	0	0	1	2	0	0	0	0	0	0	0	3	19655
																			(0)	(999)
5.50- 6.00	0	0	0	0	0	0	0	0	0	0	6	0	0	0	0	0	0	0	6	19661
																			(0)	(999)
6.00- 6.50	0	0	0	0	0	0	0	0	0	1	3	0	0	0	0	0	0	0	4	19665
																			(0)	(999)
6.50- 7.00	0	0	0	0	0	0	0	0	0	0	2	2	0	0	0	0	0	0	4	19669
																			(0)	(1000)
7.00- 8.00	0	0	0	0	0	0	0	0	0	1	2	3	0	0	0	0	0	0	6	19675
																			(0)	(1000)
8.00- 9.00	0	0	0	0	0	0	0	0	0	0	0	0	0	0	0	0	0	0	0	19675
																			(0)	(1000)
9.00-10.00	0	0	0	0	0	0	0	0	0	0	0	0	0	0	0	0	0	0	0	19675
																			(0)	(1000)
10.00-11.00	0	0	0	0	0	0	0	0	0	0	0	0	0	0	0	0	0	0	0	19675
																			(0)	(1000)
11.00-12.00	0	0	0	0	0	0	0	0	0	0	0	0	0	0	0	0	0	0	0	19675
																			(0)	(1000)
12.00-	0	0	0	0	0	0	0	0	0	0	0	0	0	0	0	0	0	0	0	19675
																			(0)	(1000)
TOTAL	369	1041	1487	3171	5246	4662	2135	767	349	220	148	57	19	4	0	0	0	0	19675	19675
(0.1%)	(19)	(53)	(76)	(161)	(267)	(237)	(109)	(39)	(18)	(11)	(8)	(3)	(1)	(0)	(0)	(0)	(0)	(0)	(1000)	(1000)
MICHO	369	1410	2897	6068	11314	15976	18111	18878	19227	19447	19595	19652	19671	19675	19675	19675	19675	19675	19675	19675
(0.1%)	(19)	(72)	(147)	(308)	(575)	(812)	(921)	(959)	(977)	(988)	(996)	(999)	(1000)	(1000)	(1000)	(1000)	(1000)	(1000)	(1000)	(1000)

付表－2.24 f　志布志湾　波高・周期別出現率表（通年）

SHIBUSHI　　KISYU　USW　　NEN　HYO　　80- 4 - 84- 12　　RITU BUNPU HYO K3 T3

T / H	SEION	3- 4	4- 5	5- 6	6- 7	7- 8	8- 9	9-10	10-11	11-12	12-13	13-14	14-15	15-16	16-17	17-18	18-19	19-	TOTAL	MICHO
SEION	0.1	0.5	1.2	2.0	2.8	2.0	0.5	0.1	0.0	0.	0.	0.	0.	0.	0.	0.	0.	0.	9.3	9.3
																			(1838)	(1838)
0.25- 0.50	1.4	3.3	4.0	7.0	11.7	10.9	4.5	0.9	0.2	0.0	0.	0.	0.	0.	0.	0.	0.	0.	43.9	53.2
																			(8633)	(10471)
0.50- 0.75	0.4	1.2	1.5	4.4	6.8	5.7	2.7	0.9	0.3	0.1	0.0	0.	0.	0.	0.	0.	0.	0.	24.0	77.3
																			(4730)	(15201)
0.75- 1.00	0.	0.3	0.6	1.5	2.7	2.4	1.4	0.6	0.3	0.2	0.1	0.0	0.0	0.	0.	0.	0.	0.	10.1	87.3
																			(1984)	(17185)
1.00- 1.25	0.	0.0	0.2	0.7	1.3	1.2	0.7	0.5	0.2	0.1	0.0	0.0	0.0	0.	0.	0.	0.	0.	5.0	92.4
																			(993)	(18178)
1.25- 1.50	0.	0.	0.0	0.3	0.7	0.7	0.4	0.3	0.2	0.1	0.1	0.0	0.0	0.	0.	0.	0.	0.	2.8	95.2
																			(553)	(18731)
1.50- 1.75	0.	0.	0.0	0.1	0.4	0.4	0.2	0.2	0.1	0.1	0.1	0.1	0.0	0.0	0.	0.	0.	0.	1.7	96.9
																			(326)	(19057)
1.75- 2.00	0.	0.	0.	0.0	0.2	0.2	0.1	0.1	0.1	0.1	0.1	0.0	0.0	0.0	0.	0.	0.	0.	0.9	97.7
																			(171)	(19228)
2.00- 2.50	0.	0.	0.	0.0	0.1	0.2	0.2	0.1	0.1	0.2	0.1	0.0	0.0	0.0	0.	0.	0.	0.	1.0	98.7
																			(200)	(19428)
2.50- 3.00	0.	0.	0.	0.	0.0	0.1	0.1	0.1	0.1	0.1	0.1	0.0	0.	0.	0.	0.	0.	0.	0.6	99.3
																			(118)	(19546)
3.00- 3.50	0.	0.	0.	0.	0.	0.0	0.0	0.0	0.1	0.1	0.1	0.0	0.0	0.	0.	0.	0.	0.	0.4	99.7
																			(71)	(19617)
3.50- 4.00	0.	0.	0.	0.	0.	0.	0.0	0.0	0.0	0.0	0.0	0.0	0.	0.	0.	0.	0.	0.	0.1	99.8
																			(21)	(19638)
4.00- 4.50	0.	0.	0.	0.	0.	0.	0.	0.	0.0	0.0	0.0	0.	0.0	0.	0.	0.	0.	0.	0.0	99.8
																			(7)	(19645)
4.50- 5.00	0.	0.	0.	0.	0.	0.	0.	0.	0.0	0.0	0.	0.	0.	0.	0.	0.	0.	0.	0.0	99.9
																			(7)	(19652)
5.00- 5.50	0.	0.	0.	0.	0.	0.	0.	0.	0.	0.0	0.0	0.	0.	0.	0.	0.	0.	0.	0.0	99.9
																			(3)	(19655)
5.50- 6.00	0.	0.	0.	0.	0.	0.	0.	0.	0.	0.	0.0	0.	0.	0.	0.	0.	0.	0.	0.0	99.9
																			(6)	(19661)
6.00- 6.50	0.	0.	0.	0.	0.	0.	0.	0.	0.	0.0	0.0	0.	0.	0.	0.	0.	0.	0.	0.0	99.9
																			(4)	(19665)
6.50- 7.00	0.	0.	0.	0.	0.	0.	0.	0.	0.	0.	0.0	0.0	0.	0.	0.	0.	0.	0.	0.0	100.0
																			(4)	(19669)
7.00- 8.00	0.	0.	0.	0.	0.	0.	0.	0.	0.	0.0	0.0	0.0	0.	0.	0.	0.	0.	0.	0.0	100.0
																			(6)	(19675)
8.00- 9.00	0.	0.	0.	0.	0.	0.	0.	0.	0.	0.	0.	0.	0.	0.	0.	0.	0.	0.	0.	100.0
																			(0)	(19675)
9.00-10.00	0.	0.	0.	0.	0.	0.	0.	0.	0.	0.	0.	0.	0.	0.	0.	0.	0.	0.	0.	100.0
																			(0)	(19675)
10.00-11.00	0.	0.	0.	0.	0.	0.	0.	0.	0.	0.	0.	0.	0.	0.	0.	0.	0.	0.	0.	100.0
																			(0)	(19675)
11.00-12.00	0.	0.	0.	0.	0.	0.	0.	0.	0.	0.	0.	0.	0.	0.	0.	0.	0.	0.	0.	100.0
																			(0)	(19675)
12.00-	0.	0.	0.	0.	0.	0.	0.	0.	0.	0.	0.	0.	0.	0.	0.	0.	0.	0.	0.	100.0
																			(0)	(19675)
TOTAL	1.9	5.3	7.6	16.1	26.7	23.7	10.9	3.9	1.8	1.1	0.8	0.3	0.1	0.0	0.	0.	0.	0.	100.0	100.0
	369	1041	1487	3171	5246	4662	2135	767	349	220	148	57	19	4	0	0	0	0	19675	19675
MICHO	1.9	7.2	14.7	30.8	57.5	81.2	92.1	95.9	97.7	98.8	99.6	99.9	100.0	100.0	100.0	100.0	100.0	100.0	100.0	100.0
	369	1410	2897	6068	11314	15976	18111	18878	19227	19447	19595	19652	19671	19675	19675	19675	19675	19675	19675	19675

付表－2.25 a　名瀬港　波高・周期別度数分布表（冬季）

NASE　　KISYU　USW　KI　HYO　77- 84　12- 2　DOSUU BUNPU HYO　H3　T3

H \ T	SEION	3- 4	4- 5	5- 6	6- 7	7- 8	8- 9	9-10	10-11	11-12	12-13	13-14	14-15	15-16	16-17	17-18	18-19	19-	TOTAL	KICHO
SEION	104	0	5	9	6	0	0	0	0	0	0	0	0	0	0	0	0	0	124	124
0.25- 0.50	0	7	54	257	191	36	7	4	0	0	0	0	0	0	0	0	0	0	596	720
0.50- 0.75	0	11	161	442	318	64	3	0	1	0	0	0	0	0	0	0	0	0	997	1717
0.75- 1.00	0	3	145	357	294	59	3	0	0	0	0	0	0	0	0	0	0	0	861	2578
1.00- 1.25	0	0	68	336	330	56	2	0	0	0	0	0	0	0	0	0	0	0	792	3370
1.25- 1.50	0	0	20	234	373	111	2	0	0	0	0	0	0	0	0	0	0	0	740	4110
1.50- 1.75	0	0	3	163	351	149	14	1	0	0	0	0	0	0	0	0	0	0	681	4791
1.75- 2.00	0	0	0	70	246	154	24	0	0	0	0	0	0	0	0	0	0	0	494	5285
2.00- 2.50	0	0	1	28	385	385	86	7	0	0	0	0	0	0	0	0	0	0	892	6177
2.50- 3.00	0	0	0	1	126	348	124	10	0	0	0	0	0	0	0	0	0	0	609	6786
3.00- 3.50	0	0	0	0	13	187	152	25	0	0	0	0	0	0	0	0	0	0	377	7163
3.50- 4.00	0	0	0	1	2	42	141	38	2	0	0	0	0	0	0	0	0	0	226	7389
4.00- 4.50	0	0	0	0	1	2	58	34	1	0	0	0	0	0	0	0	0	0	96	7485
4.50- 5.00	0	0	0	0	0	0	8	26	0	0	0	0	0	0	0	0	0	0	34	7519
5.00- 5.50	0	0	0	0	1	0	2	5	4	0	0	0	0	0	0	0	0	0	12	7531
5.50- 6.00	0	0	0	0	0	0	0	1	3	0	0	0	0	0	0	0	0	0	4	7535
6.00- 6.50	0	0	0	0	0	0	0	0	0	0	0	0	0	0	0	0	0	0	0	7535
6.50- 7.00	0	0	0	0	0	0	0	0	0	0	0	0	0	0	0	0	0	0	0	7535
7.00- 8.00	0	0	0	0	0	0	0	0	0	0	0	0	0	0	0	0	0	0	0	7535
8.00- 9.00	0	0	0	0	0	0	0	0	0	0	0	0	0	0	0	0	0	0	0	7535
9.00-10.00	0	0	0	0	0	0	0	0	0	0	0	0	0	0	0	0	0	0	0	7535
10.00-11.00	0	0	0	0	0	0	0	0	0	0	0	0	0	0	0	0	0	0	0	7535
11.00-12.00	0	0	0	0	0	0	0	0	0	0	0	0	0	0	0	0	0	0	0	7535
12.00-	0	0	0	0	0	0	0	0	0	0	0	0	0	0	0	0	0	0	0	7535
TOTAL	104	21	497	1898	2637	1590	626	151	11	0	0	0	0	0	0	0	0	0	7535	7535
(0.1%)	(14)	(3)	(66)	(252)	(350)	(211)	(83)	(20)	(1)	(0)	(0)	(0)	(0)	(0)	(0)	(0)	(0)	(0)	(1000)	(1000)
KICHO	104	125	622	2520	5157	6747	7373	7524	7535	7535	7535	7535	7535	7535	7535	7535	7535	7535	7535	7535
(0.1%)	(14)	(17)	(83)	(334)	(684)	(895)	(979)	(999)	(1000)	(1000)	(1000)	(1000)	(1000)	(1000)	(1000)	(1000)	(1000)	(1000)	(1000)	(1000)

付表－2.25 b　名瀬港　波高・周期別度数分布表（春季）

NASE　　KISYU　USW　KI　HYO　77- 84　3- 5　DOSUU BUNPU HYO　H3　T3

H \ T	SEION	3- 4	4- 5	5- 6	6- 7	7- 8	8- 9	9-10	10-11	11-12	12-13	13-14	14-15	15-16	16-17	17-18	18-19	19-	TOTAL	KICHO
SEION	228	1	10	52	33	4	1	0	0	0	0	0	0	0	0	0	0	0	329	329
0.25- 0.50	0	19	220	562	405	147	26	5	0	1	0	0	0	0	0	0	0	0	1385	1714
0.50- 0.75	0	9	264	665	566	222	43	5	4	0	0	0	0	0	0	0	0	0	1778	3492
0.75- 1.00	0	2	155	561	596	220	55	9	2	0	0	0	0	0	0	0	0	0	1600	5092
1.00- 1.25	0	0	36	450	433	160	31	7	1	0	0	0	0	0	0	0	0	0	1118	6210
1.25- 1.50	0	0	20	220	347	149	28	0	0	0	0	0	0	0	0	0	0	0	764	6974
1.50- 1.75	0	0	2	101	234	139	20	1	0	0	0	0	0	0	0	0	0	0	497	7471
1.75- 2.00	0	0	0	49	147	120	14	0	0	0	0	0	0	0	0	0	0	0	330	7801
2.00- 2.50	0	0	1	10	127	190	51	3	0	0	0	0	0	0	0	0	0	0	382	8183
2.50- 3.00	0	0	0	0	49	125	54	0	0	0	0	0	0	0	0	0	0	0	228	8411
3.00- 3.50	0	0	0	0	3	47	48	7	1	0	0	0	0	0	0	0	0	0	106	8517
3.50- 4.00	0	0	0	0	0	10	32	10	0	0	0	0	0	0	0	0	0	0	52	8569
4.00- 4.50	0	0	0	0	0	1	14	12	1	0	0	0	0	0	0	0	0	0	28	8597
4.50- 5.00	0	0	0	0	0	0	3	6	0	0	0	0	0	0	0	0	0	0	9	8606
5.00- 5.50	0	0	0	0	0	0	0	2	1	0	0	0	0	0	0	0	0	0	3	8609
5.50- 6.00	0	0	0	0	0	0	0	0	0	0	0	0	0	0	0	0	0	0	0	8609
6.00- 6.50	0	0	0	0	0	0	0	0	0	0	0	0	0	0	0	0	0	0	0	8609
6.50- 7.00	0	0	0	0	0	0	0	0	0	0	0	0	0	0	0	0	0	0	0	8609
7.00- 8.00	0	0	0	0	0	0	0	0	0	0	0	0	0	0	0	0	0	0	0	8609
8.00- 9.00	0	0	0	0	0	0	0	0	0	0	0	0	0	0	0	0	0	0	0	8609
9.00-10.00	0	0	0	0	0	0	0	0	0	0	0	0	0	0	0	0	0	0	0	8609
10.00-11.00	0	0	0	0	0	0	0	0	0	0	0	0	0	0	0	0	0	0	0	8609
11.00-12.00	0	0	0	0	0	0	0	0	0	0	0	0	0	0	0	0	0	0	0	8609
12.00-	0	0	0	0	0	0	0	0	0	0	0	0	0	0	0	0	0	0	0	8609
TOTAL	228	31	708	2670	2940	1534	420	47	10	1	0	0	0	0	0	0	0	0	8609	8609
(0.1%)	(26)	(4)	(82)	(310)	(342)	(178)	(49)	(5)	(1)	(0)	(0)	(0)	(0)	(0)	(0)	(0)	(0)	(0)	(1000)	(1000)
KICHO	228	259	967	3637	6577	8111	8531	8598	8608	8609	8609	8609	8609	8609	8609	8609	8609	8609	8609	8609
(0.1%)	(26)	(30)	(112)	(422)	(764)	(942)	(991)	(999)	(1000)	(1000)	(1000)	(1000)	(1000)	(1000)	(1000)	(1000)	(1000)	(1000)	(1000)	(1000)

付表－2.25 c　名瀬港　波高・周期別度数分布表（夏季）

NASE　KISYU　USW　KI HYO　77- 84　6- 8　DOSUU BUNPU HYO　H3　T3

H \ T	SEION	3- 4	4- 5	5- 6	6- 7	7- 8	8- 9	9-10	10-11	11-12	12-13	13-14	14-15	15-16	16-17	17-18	18-19	19-	TOTAL	MICHO
SEION	410	0	18	58	51	11	9	2	0	0	0	0	0	0	0	0	0	0	559 (68)	559 (68)
0.25- 0.50	0	18	360	869	716	316	54	16	2	0	0	0	0	0	0	0	0	0	2351 (284)	2910 (352)
0.50- 0.75	0	3	310	952	573	215	68	12	5	1	0	0	0	0	0	0	0	0	2139 (259)	5049 (611)
0.75- 1.00	0	0	72	604	461	208	69	22	5	1	0	0	0	0	0	0	0	0	1442 (174)	6491 (785)
1.00- 1.25	0	0	8	247	348	140	45	13	12	2	0	0	0	0	0	0	0	0	815 (99)	7306 (884)
1.25- 1.50	0	0	1	68	186	78	29	6	3	1	0	0	0	0	0	0	0	0	372 (45)	7678 (929)
1.50- 1.75	0	0	0	28	94	79	23	4	4	0	0	0	0	0	0	0	0	0	232 (28)	7910 (957)
1.75- 2.00	0	0	0	3	44	59	13	2	1	1	0	0	0	0	0	0	0	0	123 (15)	8033 (972)
2.00- 2.50	0	0	0	0	13	77	31	6	6	1	0	0	0	0	0	0	0	0	134 (16)	8167 (988)
2.50- 3.00	0	0	0	0	3	20	17	4	0	0	0	0	0	0	0	0	0	0	44 (5)	8211 (993)
3.00- 3.50	0	0	0	0	0	2	18	4	3	0	0	0	0	0	0	0	0	0	27 (3)	8238 (996)
3.50- 4.00	0	0	0	0	0	2	13	3	1	0	0	0	0	0	0	0	0	0	19 (2)	8257 (999)
4.00- 4.50	0	0	0	0	0	0	2	2	3	1	0	0	0	0	0	0	0	0	8 (1)	8265 (1000)
4.50- 5.00	0	0	0	0	0	0	0	0	0	1	0	0	0	0	0	0	0	0	1 (0)	8266 (1000)
5.00- 5.50	0	0	0	0	0	0	0	0	1	0	0	0	0	0	0	0	0	0	1 (0)	8267 (1000)
5.50- 6.00	0	0	0	0	0	0	0	0	0	0	0	0	0	0	0	0	0	0	0 (0)	8267 (1000)
6.00- 6.50	0	0	0	0	0	0	0	0	0	0	0	0	0	0	0	0	0	0	0 (0)	8267 (1000)
6.50- 7.00	0	0	0	0	0	0	0	0	0	0	0	0	0	0	0	0	0	0	0 (0)	8267 (1000)
7.00- 8.00	0	0	0	0	0	0	0	0	0	0	0	0	0	0	0	0	0	0	0 (0)	8267 (1000)
8.00- 9.00	0	0	0	0	0	0	0	0	0	0	0	0	0	0	0	0	0	0	0 (0)	8267 (1000)
9.00-10.00	0	0	0	0	0	0	0	0	0	0	0	0	0	0	0	0	0	0	0 (0)	8267 (1000)
10.00-11.00	0	0	0	0	0	0	0	0	0	0	0	0	0	0	0	0	0	0	0 (0)	8267 (1000)
11.00-12.00	0	0	0	0	0	0	0	0	0	0	0	0	0	0	0	0	0	0	0 (0)	8267 (1000)
12.00-	0	0	0	0	0	0	0	0	0	0	0	0	0	0	0	0	0	0	0 (0)	8267 (1000)
TOTAL	410	21	769	2829	2489	1207	391	96	46	9	0	0	0	0	0	0	0	0	8267	8267
(0.1%)	(50)	(3)	(93)	(342)	(301)	(146)	(47)	(12)	(6)	(1)	(0)	(0)	(0)	(0)	(0)	(0)	(0)	(0)	(1000)	(1000)
MICHO	410	431	1200	4029	6518	7725	8116	8212	8258	8267	8267	8267	8267	8267	8267	8267	8267	8267	8267	8267
(0.1%)	(50)	(52)	(145)	(487)	(788)	(934)	(982)	(993)	(999)	(1000)	(1000)	(1000)	(1000)	(1000)	(1000)	(1000)	(1000)	(1000)	(1000)	(1000)

付表－2.25 d　名瀬港　波高・周期別度数分布表（秋季）

NASE　KISYU　USW　KI HYO　77- 84　9- 11　DOSUU BUNPU HYO　H3　T3

H \ T	SEION	3- 4	4- 5	5- 6	6- 7	7- 8	8- 9	9-10	10-11	11-12	12-13	13-14	14-15	15-16	16-17	17-18	18-19	19-	TOTAL	MICHO
SEION	94	0	4	41	38	7	2	1	0	0	0	0	0	0	0	0	0	0	187 (22)	187 (22)
0.25- 0.50	0	23	203	396	317	168	46	3	0	0	0	0	0	0	0	0	0	0	1156 (135)	1343 (156)
0.50- 0.75	0	8	265	592	529	302	116	17	3	0	0	0	0	0	0	0	0	0	1832 (213)	3175 (370)
0.75- 1.00	0	0	105	463	519	229	60	13	2	0	0	0	0	0	0	0	0	0	1391 (162)	4566 (532)
1.00- 1.25	0	0	40	306	434	214	47	10	2	0	0	0	0	0	0	0	0	0	1053 (123)	5619 (655)
1.25- 1.50	0	0	9	173	315	172	55	9	4	1	0	0	0	0	0	0	0	0	738 (86)	6357 (741)
1.50- 1.75	0	0	1	70	237	175	40	19	2	1	0	0	0	0	0	0	0	0	545 (63)	6902 (804)
1.75- 2.00	0	0	0	26	170	181	48	6	3	3	0	0	0	0	0	0	0	0	437 (51)	7339 (855)
2.00- 2.50	0	0	1	15	200	294	100	20	7	2	0	0	0	0	0	0	0	0	639 (74)	7978 (930)
2.50- 3.00	0	0	0	0	48	163	100	5	3	2	1	0	0	0	0	0	0	0	322 (38)	8300 (967)
3.00- 3.50	0	0	0	0	3	62	64	13	5	2	0	0	0	0	0	0	0	0	149 (17)	8449 (984)
3.50- 4.00	0	0	0	0	0	16	38	12	2	0	0	0	0	0	0	0	0	0	68 (8)	8517 (992)
4.00- 4.50	0	0	0	0	1	1	21	13	1	0	0	0	0	0	0	0	0	0	37 (4)	8554 (997)
4.50- 5.00	0	0	0	0	0	2	5	13	3	1	0	0	0	0	0	0	0	0	24 (3)	8578 (999)
5.00- 5.50	0	0	0	0	0	0	1	2	0	0	0	0	0	0	0	0	0	0	3 (0)	8581 (1000)
5.50- 6.00	0	0	0	0	0	0	0	0	1	0	0	0	0	0	0	0	0	0	1 (0)	8582 (1000)
6.00- 6.50	0	0	0	0	0	0	0	0	1	0	0	0	0	0	0	0	0	0	1 (0)	8583 (1000)
6.50- 7.00	0	0	0	0	0	0	0	0	0	0	0	0	0	0	0	0	0	0	0 (0)	8583 (1000)
7.00- 8.00	0	0	0	0	0	0	0	0	0	0	0	0	0	0	0	0	0	0	0 (0)	8583 (1000)
8.00- 9.00	0	0	0	0	0	0	0	0	0	0	0	0	0	0	0	0	0	0	0 (0)	8583 (1000)
9.00-10.00	0	0	0	0	0	0	0	0	0	0	0	0	0	0	0	0	0	0	0 (0)	8583 (1000)
10.00-11.00	0	0	0	0	0	0	0	0	0	0	0	0	0	0	0	0	0	0	0 (0)	8583 (1000)
11.00-12.00	0	0	0	0	0	0	0	0	0	0	0	0	0	0	0	0	0	0	0 (0)	8583 (1000)
12.00-	0	0	0	0	0	0	0	0	0	0	0	0	0	0	0	0	0	0	0 (0)	8583 (1000)
TOTAL	94	31	628	2082	2811	1986	743	156	39	12	1	0	0	0	0	0	0	0	8583	8583
(0.1%)	(11)	(4)	(73)	(243)	(328)	(231)	(87)	(18)	(5)	(1)	(0)	(0)	(0)	(0)	(0)	(0)	(0)	(0)	(1000)	(1000)
MICHO	94	125	753	2835	5646	7632	8375	8531	8570	8582	8583	8583	8583	8583	8583	8583	8583	8583	8583	8583
(0.1%)	(11)	(15)	(88)	(330)	(658)	(889)	(976)	(994)	(998)	(1000)	(1000)	(1000)	(1000)	(1000)	(1000)	(1000)	(1000)	(1000)	(1000)	(1000)

付表－2.25 e　名瀬港　波高・周期別度数分布表（通年）

NASE　　KISYU　USW　NEN HYO　77- 3 - 84- 12　DOSUU BUNPU HYO　H3 T3

H \ T	SEION	3- 4	4- 5	5- 6	6- 7	7- 8	8- 9	9-10	10-11	11-12	12-13	13-14	14-15	15-16	16-17	17-18	18-19	19-	TOTAL	MICHO
SEION	836	1	37	160	128	22	12	3	0	0	0	0	0	0	0	0	0	0	1199 (36)	1199 (36)
0.25- 0.50	0	67	878	2086	1632	668	133	28	2	1	0	0	0	0	0	0	0	0	5495 (165)	6694 (201)
0.50- 0.75	0	31	1001	2664	1992	803	230	34	13	1	0	0	0	0	0	0	0	0	6769 (203)	13463 (403)
0.75- 1.00	0	5	479	2001	1885	731	188	44	9	1	0	0	0	0	0	0	0	0	5343 (160)	18806 (564)
1.00- 1.25	0	0	153	1351	1574	576	126	30	15	2	0	0	0	0	0	0	0	0	3827 (115)	22633 (678)
1.25- 1.50	0	0	50	711	1239	526	114	15	7	2	0	0	0	0	0	0	0	0	2664 (80)	25297 (758)
1.50- 1.75	0	0	6	371	923	550	97	25	6	1	0	0	0	0	0	0	0	0	1979 (59)	27276 (817)
1.75- 2.00	0	0	0	151	625	523	99	8	4	4	0	0	0	0	0	0	0	0	1414 (42)	28690 (860)
2.00- 2.50	0	0	3	56	747	973	273	36	13	3	0	0	0	0	0	0	0	0	2104 (63)	30794 (923)
2.50- 3.00	0	0	0	1	232	699	305	19	3	2	1	0	0	0	0	0	0	0	1262 (38)	32056 (961)
3.00- 3.50	0	0	0	0	19	314	290	49	9	2	0	0	0	0	0	0	0	0	683 (20)	32739 (981)
3.50- 4.00	0	0	0	1	2	70	224	63	5	0	0	0	0	0	0	0	0	0	365 (11)	33104 (992)
4.00- 4.50	0	0	0	0	2	4	95	61	6	1	0	0	0	0	0	0	0	0	169 (5)	33273 (997)
4.50- 5.00	0	0	0	0	0	2	16	45	3	2	0	0	0	0	0	0	0	0	68 (2)	33341 (999)
5.00- 5.50	0	0	0	0	1	0	3	9	6	0	0	0	0	0	0	0	0	0	19 (1)	33360 (1000)
5.50- 6.00	0	0	0	0	0	0	0	1	4	0	0	0	0	0	0	0	0	0	5 (0)	33365 (1000)
6.00- 6.50	0	0	0	0	0	0	0	0	1	0	0	0	0	0	0	0	0	0	1 (0)	33366 (1000)
6.50- 7.00	0	0	0	0	0	0	0	0	0	0	0	0	0	0	0	0	0	0	0 (0)	33366 (1000)
7.00- 8.00	0	0	0	0	0	0	0	0	0	0	0	0	0	0	0	0	0	0	0 (0)	33366 (1000)
8.00- 9.00	0	0	0	0	0	0	0	0	0	0	0	0	0	0	0	0	0	0	0 (0)	33366 (1000)
9.00-10.00	0	0	0	0	0	0	0	0	0	0	0	0	0	0	0	0	0	0	0 (0)	33366 (1000)
10.00-11.00	0	0	0	0	0	0	0	0	0	0	0	0	0	0	0	0	0	0	0 (0)	33366 (1000)
11.00-12.00	0	0	0	0	0	0	0	0	0	0	0	0	0	0	0	0	0	0	0 (0)	33366 (1000)
12.00-	0	0	0	0	0	0	0	0	0	0	0	0	0	0	0	0	0	0	0 (0)	33366 (1000)
TOTAL	836	104	2607	9553	11001	6461	2205	470	106	22	1	0	0	0	0	0	0	0	33366	33366
(0.1%)	(25)	(3)	(78)	(286)	(330)	(194)	(66)	(14)	(3)	(1)	(0)	(0)	(0)	(0)	(0)	(0)	(0)	(0)	(1000)	(1000)
MICHO	836	940	3547	13100	24101	30562	32767	33237	33343	33365	33366	33366	33366	33366	33366	33366	33366	33366	33366	33366
(0.1%)	(25)	(28)	(106)	(393)	(722)	(916)	(982)	(996)	(999)	(1000)	(1000)	(1000)	(1000)	(1000)	(1000)	(1000)	(1000)	(1000)	(1000)	(1000)

付表－2.25 f　名瀬港　波高・周期別出現率表（通年）

NASE　　KISYU　USW　NEN HYO　77- 3 - 84- 12　RITU BUNPU HYO　H3 T3

H \ T	SEION	3- 4	4- 5	5- 6	6- 7	7- 8	8- 9	9-10	10-11	11-12	12-13	13-14	14-15	15-16	16-17	17-18	18-19	19-	TOTAL	MICHO
SEION	2.5	0.0	0.1	0.5	0.4	0.1	0.0	0.0	0.	0.	0.	0.	0.	0.	0.	0.	0.	0.	3.6 (1199)	3.6 (1199)
0.25- 0.50	0.	0.2	2.6	6.3	4.9	2.0	0.4	0.1	0.0	0.0	0.	0.	0.	0.	0.	0.	0.	0.	16.5 (5495)	20.1 (6694)
0.50- 0.75	0.	0.1	3.0	8.0	6.0	2.4	0.7	0.1	0.0	0.0	0.	0.	0.	0.	0.	0.	0.	0.	20.3 (6769)	40.3 (13463)
0.75- 1.00	0.	0.0	1.4	6.0	5.6	2.2	0.6	0.1	0.0	0.0	0.	0.	0.	0.	0.	0.	0.	0.	16.0 (5343)	56.4 (18806)
1.00- 1.25	0.	0.	0.5	4.0	4.7	1.7	0.4	0.1	0.0	0.0	0.	0.	0.	0.	0.	0.	0.	0.	11.5 (3827)	67.8 (22633)
1.25- 1.50	0.	0.	0.1	2.1	3.7	1.6	0.3	0.0	0.0	0.0	0.	0.	0.	0.	0.	0.	0.	0.	8.0 (2664)	75.8 (25297)
1.50- 1.75	0.	0.	0.0	1.1	2.8	1.6	0.3	0.1	0.0	0.0	0.	0.	0.	0.	0.	0.	0.	0.	5.9 (1979)	81.7 (27276)
1.75- 2.00	0.	0.	0.	0.5	1.9	1.6	0.3	0.0	0.0	0.0	0.	0.	0.	0.	0.	0.	0.	0.	4.2 (1414)	86.0 (28690)
2.00- 2.50	0.	0.	0.0	0.2	2.2	2.9	0.8	0.1	0.0	0.0	0.	0.	0.	0.	0.	0.	0.	0.	6.3 (2104)	92.3 (30794)
2.50- 3.00	0.	0.	0.	0.0	0.7	2.1	0.9	0.1	0.0	0.0	0.0	0.	0.	0.	0.	0.	0.	0.	3.8 (1262)	96.1 (32056)
3.00- 3.50	0.	0.	0.	0.	0.1	0.9	0.9	0.1	0.0	0.0	0.	0.	0.	0.	0.	0.	0.	0.	2.0 (683)	98.1 (32739)
3.50- 4.00	0.	0.	0.	0.0	0.0	0.2	0.7	0.2	0.0	0.	0.	0.	0.	0.	0.	0.	0.	0.	1.1 (365)	99.2 (33104)
4.00- 4.50	0.	0.	0.	0.	0.0	0.0	0.3	0.2	0.0	0.0	0.	0.	0.	0.	0.	0.	0.	0.	0.5 (169)	99.7 (33273)
4.50- 5.00	0.	0.	0.	0.	0.	0.0	0.0	0.1	0.0	0.0	0.	0.	0.	0.	0.	0.	0.	0.	0.2 (68)	99.9 (33341)
5.00- 5.50	0.	0.	0.	0.	0.0	0.	0.0	0.0	0.0	0.	0.	0.	0.	0.	0.	0.	0.	0.	0.1 (19)	100.0 (33360)
5.50- 6.00	0.	0.	0.	0.	0.	0.	0.	0.0	0.0	0.	0.	0.	0.	0.	0.	0.	0.	0.	0.0 (5)	100.0 (33365)
6.00- 6.50	0.	0.	0.	0.	0.	0.	0.	0.	0.0	0.	0.	0.	0.	0.	0.	0.	0.	0.	0.0 (1)	100.0 (33366)
6.50- 7.00	0.	0.	0.	0.	0.	0.	0.	0.	0.	0.	0.	0.	0.	0.	0.	0.	0.	0.	0. (0)	100.0 (33366)
7.00- 8.00	0.	0.	0.	0.	0.	0.	0.	0.	0.	0.	0.	0.	0.	0.	0.	0.	0.	0.	0. (0)	100.0 (33366)
8.00- 9.00	0.	0.	0.	0.	0.	0.	0.	0.	0.	0.	0.	0.	0.	0.	0.	0.	0.	0.	0. (0)	100.0 (33366)
9.00-10.00	0.	0.	0.	0.	0.	0.	0.	0.	0.	0.	0.	0.	0.	0.	0.	0.	0.	0.	0. (0)	100.0 (33366)
10.00-11.00	0.	0.	0.	0.	0.	0.	0.	0.	0.	0.	0.	0.	0.	0.	0.	0.	0.	0.	0. (0)	100.0 (33366)
11.00-12.00	0.	0.	0.	0.	0.	0.	0.	0.	0.	0.	0.	0.	0.	0.	0.	0.	0.	0.	0. (0)	100.0 (33366)
12.00-	0.	0.	0.	0.	0.	0.	0.	0.	0.	0.	0.	0.	0.	0.	0.	0.	0.	0.	0. (0)	100.0 (33366)
TOTAL	2.5	0.3	7.8	28.6	33.0	19.6	6.6	1.4	0.3	0.1	0.0	0.	0.	0.	0.	0.	0.	0.	100.0	100.0
	836	104	2607	9553	11001	6461	2205	470	106	22	1	0	0	0	0	0	0	0	33366	33366
MICHO	2.5	2.8	10.6	39.3	72.2	91.6	98.2	99.6	99.9	100.0	100.0	100.0	100.0	100.0	100.0	100.0	100.0	100.0	100.0	100.0
	836	940	3547	13100	24101	30562	32767	33237	33343	33365	33366	33366	33366	33366	33366	33366	33366	33366	33366	33366

付表－2.26 a　伊王島　波高・周期別度数分布表（冬季）

IOJIMA　　KISYU SGW-USW KI HYO　　74- 84 , 12- 2　　DOSUU BUNPU HYO

H \ T	SEION	3- 4	4- 5	5- 6	6- 7	7- 8	8- 9	9-10	10-11	11-12	12-13	13-14	14-15	15-16	16-17	17-18	18-19	19-	H3 T3 TOTAL	HICHO
SEION	4447	106	140	23	2	6	36	95	46	28	12	9	4	0	0	0	0	0	4974 (677)	4974 (677)
0.25- 0.50	3	221	288	116	36	76	142	100	14	5	1	0	0	0	0	0	0	0	1002 (136)	5976 (814)
0.50- 0.75	0	126	201	46	42	37	52	33	15	0	0	0	0	0	0	0	0	0	552 (75)	6528 (889)
0.75- 1.00	0	39	191	30	14	10	11	9	2	2	0	0	0	0	0	0	0	0	308 (42)	6836 (931)
1.00- 1.25	0	0	165	27	6	9	7	8	1	2	0	0	0	0	0	0	0	0	225 (31)	7061 (961)
1.25- 1.50	0	0	90	37	0	0	1	1	1	2	0	0	0	0	0	0	0	0	132 (18)	7193 (979)
1.50- 1.75	0	0	23	49	6	0	1	0	0	0	0	0	0	0	0	0	0	0	79 (11)	7272 (990)
1.75- 2.00	0	0	1	29	4	1	0	0	0	0	0	0	0	0	0	0	0	0	35 (5)	7307 (995)
2.00- 2.50	0	0	0	14	12	0	0	0	0	0	0	0	0	0	0	0	0	0	26 (4)	7333 (998)
2.50- 3.00	0	0	0	1	12	0	0	0	0	0	0	0	0	0	0	0	0	0	13 (2)	7346 (1000)
3.00- 3.50	0	0	0	0	0	0	0	0	0	0	0	0	0	0	0	0	0	0	0 (0)	7346 (1000)
3.50- 4.00	0	0	0	0	0	0	0	0	0	0	0	0	0	0	0	0	0	0	0 (0)	7346 (1000)
4.00- 4.50	0	0	0	0	0	0	0	0	0	0	0	0	0	0	0	0	0	0	0 (0)	7346 (1000)
4.50- 5.00	0	0	0	0	0	0	0	0	0	0	0	0	0	0	0	0	0	0	0 (0)	7346 (1000)
5.00- 5.50	0	0	0	0	0	0	0	0	0	0	0	0	0	0	0	0	0	0	0 (0)	7346 (1000)
5.50- 6.00	0	0	0	0	0	0	0	0	0	0	0	0	0	0	0	0	0	0	0 (0)	7346 (1000)
6.00- 6.50	0	0	0	0	0	0	0	0	0	0	0	0	0	0	0	0	0	0	0 (0)	7346 (1000)
6.50- 7.00	0	0	0	0	0	0	0	0	0	0	0	0	0	0	0	0	0	0	0 (0)	7346 (1000)
7.00- 8.00	0	0	0	0	0	0	0	0	0	0	0	0	0	0	0	0	0	0	0 (0)	7346 (1000)
8.00- 9.00	0	0	0	0	0	0	0	0	0	0	0	0	0	0	0	0	0	0	0 (0)	7346 (1000)
9.00-10.00	0	0	0	0	0	0	0	0	0	0	0	0	0	0	0	0	0	0	0 (0)	7346 (1000)
10.00-11.00	0	0	0	0	0	0	0	0	0	0	0	0	0	0	0	0	0	0	0 (0)	7346 (1000)
11.00-12.00	0	0	0	0	0	0	0	0	0	0	0	0	0	0	0	0	0	0	0 (0)	7346 (1000)
12.00-	0	0	0	0	0	0	0	0	0	0	0	0	0	0	0	0	0	0	0 (0)	7346 (1000)
TOTAL	4450	492	1099	372	134	139	270	246	79	39	13	9	4	0	0	0	0	0	7346	7346
(0.1%)	(606)	(67)	(150)	(51)	(18)	(19)	(37)	(33)	(11)	(5)	(2)	(1)	(1)	(0)	(0)	(0)	(0)	(0)	(1000)	(1000)
HICHO	4450	4942	6041	6413	6547	6686	6956	7202	7281	7320	7333	7342	7346	7346	7346	7346	7346	7346	7346	7346
(0.1%)	(606)	(673)	(822)	(873)	(891)	(910)	(947)	(980)	(991)	(996)	(998)	(999)	(1000)	(1000)	(1000)	(1000)	(1000)	(1000)	(1000)	(1000)

付表－2.26 b　伊王島　波高・周期別度数分布表（春季）

IOJIMA　　KISYU SGW-USW KI HYO　　75- 84　3- 5　　DOSUU BUNPU HYO

H \ T	SEION	3- 4	4- 5	5- 6	6- 7	7- 8	8- 9	9-10	10-11	11-12	12-13	13-14	14-15	15-16	16-17	17-18	18-19	19-	H3 T3 TOTAL	HICHO
SEION	6339	202	244	66	6	7	34	59	34	20	11	12	2	0	0	0	0	0	7036 (759)	7036 (759)
0.25- 0.50	3	281	408	217	65	126	92	28	7	4	1	4	3	0	0	0	0	0	1239 (134)	8275 (892)
0.50- 0.75	1	77	90	101	51	76	37	20	1	0	0	0	0	0	0	0	0	0	454 (49)	8729 (941)
0.75- 1.00	0	15	83	57	30	28	32	9	0	0	0	0	0	0	0	0	0	0	254 (27)	8983 (969)
1.00- 1.25	0	0	43	17	14	5	30	8	1	0	0	0	0	0	0	0	0	0	118 (13)	9101 (981)
1.25- 1.50	0	0	15	26	19	4	6	4	1	0	0	0	0	0	0	0	0	0	75 (8)	9176 (989)
1.50- 1.75	0	0	0	26	26	4	3	1	1	0	0	0	0	0	0	0	0	0	61 (7)	9237 (996)
1.75- 2.00	0	0	0	9	7	0	1	2	0	0	0	0	0	0	0	0	0	0	19 (2)	9256 (998)
2.00- 2.50	0	0	0	5	2	0	0	0	0	0	0	0	0	0	0	0	0	0	7 (1)	9263 (999)
2.50- 3.00	0	0	0	0	5	2	0	0	0	0	0	0	0	0	0	0	0	0	7 (1)	9270 (1000)
3.00- 3.50	0	0	0	0	1	3	0	0	0	0	0	0	0	0	0	0	0	0	4 (0)	9274 (1000)
3.50- 4.00	0	0	0	0	0	0	0	0	0	0	0	0	0	0	0	0	0	0	0 (0)	9274 (1000)
4.00- 4.50	0	0	0	0	0	0	0	0	0	0	0	0	0	0	0	0	0	0	0 (0)	9274 (1000)
4.50- 5.00	0	0	0	0	0	0	0	0	0	0	0	0	0	0	0	0	0	0	0 (0)	9274 (1000)
5.00- 5.50	0	0	0	0	0	0	0	0	0	0	0	0	0	0	0	0	0	0	0 (0)	9274 (1000)
5.50- 6.00	0	0	0	0	0	0	0	0	0	0	0	0	0	0	0	0	0	0	0 (0)	9274 (1000)
6.00- 6.50	0	0	0	0	0	0	0	0	0	0	0	0	0	0	0	0	0	0	0 (0)	9274 (1000)
6.50- 7.00	0	0	0	0	0	0	0	0	0	0	0	0	0	0	0	0	0	0	0 (0)	9274 (1000)
7.00- 8.00	0	0	0	0	0	0	0	0	0	0	0	0	0	0	0	0	0	0	0 (0)	9274 (1000)
8.00- 9.00	0	0	0	0	0	0	0	0	0	0	0	0	0	0	0	0	0	0	0 (0)	9274 (1000)
9.00-10.00	0	0	0	0	0	0	0	0	0	0	0	0	0	0	0	0	0	0	0 (0)	9274 (1000)
10.00-11.00	0	0	0	0	0	0	0	0	0	0	0	0	0	0	0	0	0	0	0 (0)	9274 (1000)
11.00-12.00	0	0	0	0	0	0	0	0	0	0	0	0	0	0	0	0	0	0	0 (0)	9274 (1000)
12.00-	0	0	0	0	0	0	0	0	0	0	0	0	0	0	0	0	0	0	0 (0)	9274 (1000)
TOTAL	6343	575	883	524	226	255	235	131	45	24	12	16	5	0	0	0	0	0	9274	9274
(0.1%)	(684)	(62)	(95)	(57)	(24)	(27)	(25)	(14)	(5)	(3)	(1)	(2)	(1)	(0)	(0)	(0)	(0)	(0)	(1000)	(1000)
HICHO	6343	6918	7801	8325	8551	8806	9041	9172	9217	9241	9253	9269	9274	9274	9274	9274	9274	9274	9274	9274
(0.1%)	(684)	(746)	(841)	(898)	(922)	(950)	(975)	(989)	(994)	(996)	(998)	(999)	(1000)	(1000)	(1000)	(1000)	(1000)	(1000)	(1000)	(1000)

付表－2.26 c　伊王島　波高・周期別度数分布表（夏季）

IOJIMA　　KI　HYO　　75- 84　6- 8　　DOSUU BUNPU HYO

H \ T	SEION	3- 4	4- 5	5- 6	6- 7	7- 8	8- 9	9-10	10-11	11-12	12-13	13-14	14-15	15-16	16-17	17-18	18-19	19-	H3 TOTAL	T3 MICHO
SEION	4690	21	70	42	5	20	81	106	101	66	22	11	1	0	0	0	0	0	5239	5239
																			(668)	(668)
0.25- 0.50	0	35	158	221	152	327	237	93	46	26	14	1	1	0	0	0	0	0	1311	6550
																			(167)	(835)
0.50- 0.75	0	4	47	89	181	182	89	52	28	10	3	0	1	0	0	0	0	0	691	7241
																			(88)	(923)
0.75- 1.00	0	0	14	32	79	54	46	19	16	3	0	0	0	0	0	0	0	0	263	7504
																			(34)	(957)
1.00- 1.25	0	0	4	17	29	21	34	16	8	5	1	0	0	0	0	0	0	0	135	7639
																			(17)	(974)
1.25- 1.50	0	0	0	9	8	16	17	14	11	7	0	0	1	0	0	0	0	0	83	7722
																			(11)	(985)
1.50- 1.75	0	0	0	0	4	12	13	4	4	2	1	0	0	0	0	0	0	0	40	7762
																			(5)	(990)
1.75- 2.00	0	0	0	1	2	9	3	3	5	3	1	0	0	0	0	0	0	0	27	7789
																			(3)	(993)
2.00- 2.50	0	0	0	0	4	12	6	0	4	1	0	0	0	0	0	0	0	0	27	7816
																			(3)	(997)
2.50- 3.00	0	0	0	0	0	4	2	0	1	1	0	0	0	0	0	0	0	0	8	7824
																			(1)	(998)
3.00- 3.50	0	0	0	0	0	0	1	0	0	1	2	0	0	0	0	0	0	0	4	7828
																			(1)	(998)
3.50- 4.00	0	0	0	0	0	0	0	0	0	0	1	0	0	0	0	0	0	0	1	7829
																			(0)	(998)
4.00- 4.50	0	0	0	0	0	0	1	0	0	3	0	0	0	0	0	0	0	0	4	7833
																			(1)	(999)
4.50- 5.00	0	0	0	0	0	0	0	1	0	2	0	0	0	0	0	0	0	0	3	7836
																			(0)	(999)
5.00- 5.50	0	0	0	0	0	0	0	0	1	0	0	0	0	0	0	0	0	0	1	7837
																			(0)	(999)
5.50- 6.00	0	0	0	0	0	0	0	0	1	1	1	0	0	0	0	0	0	0	3	7840
																			(0)	(1000)
6.00- 6.50	0	0	0	0	0	0	0	0	0	0	0	0	0	0	0	0	0	0	0	7840
																			(0)	(1000)
6.50- 7.00	0	0	0	0	0	0	0	0	1	1	0	0	0	0	0	0	0	0	2	7842
																			(0)	(1000)
7.00- 8.00	0	0	0	0	0	0	0	0	0	0	0	0	0	0	0	0	0	0	0	7842
																			(0)	(1000)
8.00- 9.00	0	0	0	0	0	0	0	0	0	0	0	0	0	0	0	0	0	0	0	7842
																			(0)	(1000)
9.00-10.00	0	0	0	0	0	0	0	0	0	0	0	0	0	0	0	0	0	0	0	7842
																			(0)	(1000)
10.00-11.00	0	0	0	0	0	0	0	0	0	0	0	0	0	0	0	0	0	0	0	7842
																			(0)	(1000)
11.00-12.00	0	0	0	0	0	0	0	0	0	0	0	0	0	0	0	0	0	0	0	7842
																			(0)	(1000)
12.00-	0	0	0	0	0	0	0	0	0	0	0	0	0	0	0	0	0	0	0	7842
																			(0)	(1000)
TOTAL	4690	60	293	416	464	657	530	313	227	130	46	12	4	0	0	0	0	0	7842	7842
(0.1%)	(598)	(8)	(37)	(53)	(59)	(84)	(68)	(40)	(29)	(17)	(6)	(2)	(1)	(0)	(0)	(0)	(0)	(0)	(1000)	(1000)
MICHO	4690	4750	5043	5459	5923	6580	7110	7423	7650	7780	7826	7838	7842	7842	7842	7842	7842	7842	7842	7842
(0.1%)	(598)	(606)	(643)	(696)	(755)	(839)	(907)	(947)	(976)	(992)	(998)	(999)	(1000)	(1000)	(1000)	(1000)	(1000)	(1000)	(1000)	(1000)

付表－2.26 d　伊王島　波高・周期別度数分布表（秋季）

IOJIMA　　KI　HYO　　75- 84　9- 11　　DOSUU BUNPU HYO

H \ T	SEION	3- 4	4- 5	5- 6	6- 7	7- 8	8- 9	9-10	10-11	11-12	12-13	13-14	14-15	15-16	16-17	17-18	18-19	19-	H3 TOTAL	T3 MICHO
SEION	4237	188	126	12	1	3	46	70	44	38	26	31	8	0	0	0	0	0	4830	4830
																			(833)	(833)
0.25- 0.50	3	213	113	53	24	36	54	29	25	12	12	12	1	0	0	0	0	0	587	5417
																			(101)	(934)
0.50- 0.75	0	31	21	10	25	24	11	10	6	8	0	3	2	0	0	0	0	0	151	5568
																			(26)	(960)
0.75- 1.00	0	8	13	11	15	5	1	2	6	3	1	1	0	0	0	0	0	0	66	5634
																			(11)	(971)
1.00- 1.25	0	0	12	9	10	4	1	3	1	2	2	0	1	0	0	0	0	0	45	5679
																			(8)	(979)
1.25- 1.50	0	0	5	14	7	3	0	1	3	1	0	0	1	0	0	0	0	0	35	5714
																			(6)	(985)
1.50- 1.75	0	0	1	3	12	1	0	1	4	1	1	0	0	0	0	0	0	0	24	5738
																			(4)	(989)
1.75- 2.00	0	0	0	4	14	5	2	0	0	0	0	0	0	0	0	0	0	0	25	5763
																			(4)	(994)
2.00- 2.50	0	0	0	1	13	9	2	0	0	1	1	0	0	0	0	0	0	0	27	5790
																			(5)	(998)
2.50- 3.00	0	0	0	0	0	4	2	0	1	2	0	0	0	0	0	0	0	0	9	5799
																			(2)	(1000)
3.00- 3.50	0	0	0	0	0	0	0	0	0	1	0	0	0	0	0	0	0	0	1	5800
																			(0)	(1000)
3.50- 4.00	0	0	0	0	0	0	0	0	0	0	0	0	0	0	0	0	0	0	0	5800
																			(0)	(1000)
4.00- 4.50	0	0	0	0	0	0	0	0	0	0	0	0	0	0	0	0	0	0	0	5800
																			(0)	(1000)
4.50- 5.00	0	0	0	0	0	0	0	0	0	0	0	0	0	0	0	0	0	0	0	5800
																			(0)	(1000)
5.00- 5.50	0	0	0	0	0	0	0	0	0	0	0	0	0	0	0	0	0	0	0	5800
																			(0)	(1000)
5.50- 6.00	0	0	0	0	0	0	0	0	0	0	0	0	0	0	0	0	0	0	0	5800
																			(0)	(1000)
6.00- 6.50	0	0	0	0	0	0	0	0	0	0	0	0	0	0	0	0	0	0	0	5800
																			(0)	(1000)
6.50- 7.00	0	0	0	0	0	0	0	0	0	0	0	0	0	0	0	0	0	0	0	5800
																			(0)	(1000)
7.00- 8.00	0	0	0	0	0	0	0	0	0	0	0	0	0	0	0	0	0	0	0	5800
																			(0)	(1000)
8.00- 9.00	0	0	0	0	0	0	0	0	0	0	0	0	0	0	0	0	0	0	0	5800
																			(0)	(1000)
9.00-10.00	0	0	0	0	0	0	0	0	0	0	0	0	0	0	0	0	0	0	0	5800
																			(0)	(1000)
10.00-11.00	0	0	0	0	0	0	0	0	0	0	0	0	0	0	0	0	0	0	0	5800
																			(0)	(1000)
11.00-12.00	0	0	0	0	0	0	0	0	0	0	0	0	0	0	0	0	0	0	0	5800
																			(0)	(1000)
12.00-	0	0	0	0	0	0	0	0	0	0	0	0	0	0	0	0	0	0	0	5800
																			(0)	(1000)
TOTAL	4240	440	291	517	121	94	119	116	90	69	43	47	13	0	0	0	0	0	5800	5800
(0.1%)	(731)	(76)	(50)	(20)	(21)	(16)	(21)	(20)	(16)	(12)	(7)	(8)	(2)	(0)	(0)	(0)	(0)	(0)	(1000)	(1000)
MICHO	4240	4680	4971	5088	5209	5303	5422	5538	5628	5697	5740	5787	5800	5800	5800	5800	5800	5800	5800	5800
(0.1%)	(731)	(807)	(857)	(877)	(898)	(914)	(935)	(955)	(970)	(982)	(990)	(998)	(1000)	(1000)	(1000)	(1000)	(1000)	(1000)	(1000)	(1000)

付表－2.26 e　伊王島　波高・周期別度数分布表（通年）

IOJIMA　　KISYU　SGW-USW　NEN　HYO　74- 12 - 84- 12　BOSUU BUNPU HYO

H \ T	SEION	3- 4	4- 5	5- 6	6- 7	7- 8	8- 9	9-10	10-11	11-12	12-13	13-14	14-15	15-16	16-17	17-18	18-19	19-	H3 T3 TOTAL	MICHO
SEION	19713	538	611	154	14	36	217	330	225	150	71	63	15	0	0	0	0	0	22137	22137
																			(723)	(723)
0.25- 0.50		796	1019	637	288	565	525	250	92	47	28	17	5	0	0	0	0	0	4274	26411
																			(140)	(862)
0.50- 0.75	1	265	384	262	305	319	189	120	50	18	3	3	3	0	0	0	0	0	1922	28333
																			(63)	(925)
0.75- 1.00	0	68	326	137	139	97	90	39	24	8	1	1	0	0	0	0	0	0	930	29263
																			(301)	(955)
1.00- 1.25	0	0	245	76	59	39	72	35	11	9	3	0	1	0	0	0	0	0	550	29813
																			(18)	(973)
1.25- 1.50	0	0	130	95	34	23	24	20	16	10	0	0	2	0	0	0	0	0	354	30167
																			(12)	(985)
1.50- 1.75	0	0	27	83	48	17	17	6	9	3	2	0	0	0	0	0	0	0	212	30379
																			(7)	(992)
1.75- 2.00	0	0	1	45	27	15	6	5	5	3	1	0	0	0	0	0	0	0	108	30487
																			(4)	(995)
2.00- 2.50	0	0	0	20	31	21	8	0	4	2	1	0	0	0	0	0	0	0	87	30574
																			(3)	(998)
2.50- 3.00	0	0	0	1	17	10	4	0	2	3	0	0	0	0	0	0	0	0	37	30611
																			(1)	(999)
3.00- 3.50	0	0	0	0	1	3	1	0	0	2	2	0	0	0	0	0	0	0	9	30620
																			(0)	(1000)
3.50- 4.00	0	0	0	0	0	0	0	0	0	0	1	0	0	0	0	0	0	0	1	30621
																			(0)	(1000)
4.00- 4.50	0	0	0	0	0	0	1	0	0	3	0	0	0	0	0	0	0	0	4	30625
																			(0)	(1000)
4.50- 5.00	0	0	0	0	0	0	0	1	0	2	0	0	0	0	0	0	0	0	3	30628
																			(0)	(1000)
5.00- 5.50	0	0	0	0	0	0	0	0	1	0	0	0	0	0	0	0	0	0	1	30629
																			(0)	(1000)
5.50- 6.00	0	0	0	0	0	0	0	0	1	1	1	0	0	0	0	0	0	0	3	30632
																			(0)	(1000)
6.00- 6.50	0	0	0	0	0	0	0	0	0	0	0	0	0	0	0	0	0	0	0	30632
																			(0)	(1000)
6.50- 7.00	0	0	0	0	0	0	0	0	1	1	0	0	0	0	0	0	0	0	2	30634
																			(0)	(1000)
7.00- 8.00	0	0	0	0	0	0	0	0	0	0	0	0	0	0	0	0	0	0	0	30634
																			(0)	(1000)
8.00- 9.00	0	0	0	0	0	0	0	0	0	0	0	0	0	0	0	0	0	0	0	30634
																			(0)	(1000)
9.00-10.00	0	0	0	0	0	0	0	0	0	0	0	0	0	0	0	0	0	0	0	30634
																			(0)	(1000)
10.00-11.00	0	0	0	0	0	0	0	0	0	0	0	0	0	0	0	0	0	0	0	30634
																			(0)	(1000)
11.00-12.00	0	0	0	0	0	0	0	0	0	0	0	0	0	0	0	0	0	0	0	30634
																			(0)	(1000)
12.00-	0	0	0	0	0	0	0	0	0	0	0	0	0	0	0	0	0	0	0	30634
																			(0)	(1000)
TOTAL	19723	1667	2739	1510	963	1145	1154	806	441	262	114	84	26	0	0	0	0	0	30634	30634
(0.1%)	(644)	(54)	(89)	(49)	(31)	(37)	(38)	(26)	(14)	(9)	(4)	(3)	(1)	(0)	(0)	(0)	(0)	(0)	(1000)	(1000)
MICHO	19723	21390	24129	25639	26602	27747	28901	29707	30148	30410	30524	30608	30634	30634	30634	30634	30634	30634	30634	30634
(0.1%)	(644)	(698)	(788)	(837)	(868)	(906)	(943)	(970)	(984)	(993)	(996)	(999)	(1000)	(1000)	(1000)	(1000)	(1000)	(1000)	(1000)	(1000)

付表－2.26 f　伊王島　波高・周期別出現率表（通年）

IOJIMA　　KISYU　SGW-USW　NEN　HYO　74- 12 - 84- 12　RITU BUNPU HYO

H \ T	SEION	3- 4	4- 5	5- 6	6- 7	7- 8	8- 9	9-10	10-11	11-12	12-13	13-14	14-15	15-16	16-17	17-18	18-19	19-	H3 T3 TOTAL	MICHO
SEION	64.4	1.8	2.0	0.5	0.0	0.1	0.7	1.1	0.7	0.5	0.2	0.2	0.0	0.	0.	0.	0.	0.	72.3	72.3
																			(22137)	(22137)
0.25- 0.50	0.0	2.6	3.3	2.1	0.9	1.8	1.7	0.8	0.3	0.2	0.1	0.1	0.0	0.	0.	0.	0.	0.	14.0	86.2
																			(4274)	(26411)
0.50- 0.75	0.0	0.9	1.3	0.9	1.0	1.0	0.6	0.4	0.2	0.1	0.0	0.0	0.0	0.	0.	0.	0.	0.	6.3	92.5
																			(1922)	(28333)
0.75- 1.00	0.	0.2	1.1	0.4	0.5	0.3	0.3	0.1	0.1	0.0	0.0	0.0	0.	0.	0.	0.	0.	0.	3.0	95.5
																			(930)	(29263)
1.00- 1.25	0.	0.	0.8	0.2	0.2	0.1	0.2	0.1	0.0	0.0	0.0	0.	0.0	0.	0.	0.	0.	0.	1.8	97.3
																			(550)	(29813)
1.25- 1.50	0.	0.	0.4	0.3	0.1	0.1	0.1	0.1	0.1	0.0	0.	0.	0.0	0.	0.	0.	0.	0.	1.2	98.5
																			(354)	(30167)
1.50- 1.75	0.	0.	0.1	0.3	0.2	0.1	0.1	0.0	0.0	0.0	0.0	0.	0.	0.	0.	0.	0.	0.	0.7	99.2
																			(212)	(30379)
1.75- 2.00	0.	0.	0.0	0.1	0.1	0.0	0.0	0.0	0.0	0.0	0.0	0.	0.	0.	0.	0.	0.	0.	0.4	99.5
																			(108)	(30487)
2.00- 2.50	0.	0.	0.	0.1	0.1	0.1	0.0	0.	0.0	0.0	0.0	0.	0.	0.	0.	0.	0.	0.	0.3	99.8
																			(87)	(30574)
2.50- 3.00	0.	0.	0.	0.0	0.1	0.0	0.0	0.	0.0	0.0	0.	0.	0.	0.	0.	0.	0.	0.	0.1	99.9
																			(37)	(30611)
3.00- 3.50	0.	0.	0.	0.	0.0	0.0	0.0	0.	0.	0.0	0.0	0.	0.	0.	0.	0.	0.	0.	0.0	100.0
																			(9)	(30620)
3.50- 4.00	0.	0.	0.	0.	0.	0.	0.	0.	0.	0.	0.0	0.	0.	0.	0.	0.	0.	0.	0.0	100.0
																			(1)	(30621)
4.00- 4.50	0.	0.	0.	0.	0.	0.	0.0	0.	0.	0.0	0.	0.	0.	0.	0.	0.	0.	0.	0.0	100.0
																			(4)	(30625)
4.50- 5.00	0.	0.	0.	0.	0.	0.	0.	0.0	0.	0.0	0.	0.	0.	0.	0.	0.	0.	0.	0.0	100.0
																			(3)	(30628)
5.00- 5.50	0.	0.	0.	0.	0.	0.	0.	0.	0.0	0.	0.	0.	0.	0.	0.	0.	0.	0.	0.0	100.0
																			(1)	(30629)
5.50- 6.00	0.	0.	0.	0.	0.	0.	0.	0.	0.0	0.0	0.0	0.	0.	0.	0.	0.	0.	0.	0.0	100.0
																			(3)	(30632)
6.00- 6.50	0.	0.	0.	0.	0.	0.	0.	0.	0.	0.	0.	0.	0.	0.	0.	0.	0.	0.	0.	100.0
																			(0)	(30632)
6.50- 7.00	0.	0.	0.	0.	0.	0.	0.	0.	0.0	0.0	0.	0.	0.	0.	0.	0.	0.	0.	0.0	100.0
																			(2)	(30634)
7.00- 8.00	0.	0.	0.	0.	0.	0.	0.	0.	0.	0.	0.	0.	0.	0.	0.	0.	0.	0.	0.	100.0
																			(0)	(30634)
8.00- 9.00	0.	0.	0.	0.	0.	0.	0.	0.	0.	0.	0.	0.	0.	0.	0.	0.	0.	0.	0.	100.0
																			(0)	(30634)
9.00-10.00	0.	0.	0.	0.	0.	0.	0.	0.	0.	0.	0.	0.	0.	0.	0.	0.	0.	0.	0.	100.0
																			(0)	(30634)
10.00-11.00	0.	0.	0.	0.	0.	0.	0.	0.	0.	0.	0.	0.	0.	0.	0.	0.	0.	0.	0.	100.0
																			(0)	(30634)
11.00-12.00	0.	0.	0.	0.	0.	0.	0.	0.	0.	0.	0.	0.	0.	0.	0.	0.	0.	0.	0.	100.0
																			(0)	(30634)
12.00-	0.	0.	0.	0.	0.	0.	0.	0.	0.	0.	0.	0.	0.	0.	0.	0.	0.	0.	0.	100.0
																			(0)	(30634)
TOTAL	64.4	5.4	8.9	4.9	3.1	3.7	3.8	2.6	1.4	0.9	0.4	0.3	0.1	0.	0.	0.	0.	0.	100.0	100.0
	19723	1667	2739	1510	963	1145	1154	806	441	262	114	84	26	0	0	0	0	0	30634	30634
MICHO	64.4	69.8	78.8	83.7	86.8	90.6	94.3	97.0	98.4	99.3	99.6	99.9	100.0	100.0	100.0	100.0	100.0	100.0	100.0	100.0
	19723	21390	24129	25639	26602	27747	28901	29707	30148	30410	30524	30608	30634	30634	30634	30634	30634	30634	30634	30634

付表－2.27 a　藍島　波高・周期別度数分布表（冬季）

AINOSHIMA　　KI HYO　　75- 84　12- 2　　DOSUU BUNPU HYO

H \ T	SEION	3- 4	4- 5	5- 6	6- 7 (KISYU)	7- 8	8- 9 (USW)	9-10	10-11	11-12	12-13	13-14	14-15	15-16	16-17	17-18	18-19	19-	H3	T3 TOTAL	MICHO
SEION	63	195	140	51	27	1	0	0	0	0	0	0	0	0	0	0	0	0	477	477	
0.25- 0.50	450	509	595	412	213	52	10	2	0	0	0	0	0	0	0	0	0	0	1943	2420	(53)(53)
0.50- 0.75	19	195	609	522	267	102	13	4	0	0	0	0	0	0	0	0	0	0	1731	4151	(215)(267)
0.75- 1.00	0	44	620	579	267	78	25	3	0	0	0	0	0	0	0	0	0	0	1616	5767	(191)(458)
1.00- 1.25	0	0	271	589	212	71	12	3	0	0	0	0	0	0	0	0	0	0	1158	6925	(178)(637)
1.25- 1.50	0	0	86	481	228	48	5	0	0	0	0	0	0	0	0	0	0	0	848	7773	(128)(765)
1.50- 1.75	0	0	6	286	235	26	4	0	0	0	0	0	0	0	0	0	0	0	557	8330	(94)(858)
1.75- 2.00	0	0	1	111	194	21	1	0	0	0	0	0	0	0	0	0	0	0	328	8658	(61)(920)
2.00- 2.50	0	0	1	36	212	45	1	1	0	0	0	0	0	0	0	0	0	0	296	8954	(36)(956)
2.50- 3.00	0	0	0	1	51	31	3	1	0	0	0	0	0	0	0	0	0	0	87	9041	(33)(989)
3.00- 3.50	0	0	0	0	2	6	0	1	0	0	0	0	0	0	0	0	0	0	9	9050	(10)(998)
3.50- 4.00	0	0	0	0	0	3	2	1	0	0	0	0	0	0	0	0	0	0	6	9056	(1)(999)
4.00- 4.50	0	0	0	0	0	0	0	1	0	0	0	0	0	0	0	0	0	0	1	9057	(1)(1000)
4.50- 5.00	0	0	0	0	0	0	0	0	0	0	0	0	0	0	0	0	0	0	0	9057	(0)(1000)
5.00- 5.50	0	0	0	0	0	0	0	0	0	0	0	0	0	0	0	0	0	0	0	9057	(0)(1000)
5.50- 6.00	0	0	0	0	0	0	0	0	0	0	0	0	0	0	0	0	0	0	0	9057	(0)(1000)
6.00- 6.50	0	0	0	0	0	0	0	0	0	0	0	0	0	0	0	0	0	0	0	9057	(0)(1000)
6.50- 7.00	0	0	0	0	0	0	0	0	0	0	0	0	0	0	0	0	0	0	0	9057	(0)(1000)
7.00- 8.00	0	0	0	0	0	0	0	0	0	0	0	0	0	0	0	0	0	0	0	9057	(0)(1000)
8.00- 9.00	0	0	0	0	0	0	0	0	0	0	0	0	0	0	0	0	0	0	0	9057	(0)(1000)
9.00-10.00	0	0	0	0	0	0	0	0	0	0	0	0	0	0	0	0	0	0	0	9057	(0)(1000)
10.00-11.00	0	0	0	0	0	0	0	0	0	0	0	0	0	0	0	0	0	0	0	9057	(0)(1000)
11.00-12.00	0	0	0	0	0	0	0	0	0	0	0	0	0	0	0	0	0	0	0	9057	(0)(1000)
12.00-	0	0	0	0	0	0	0	0	0	0	0	0	0	0	0	0	0	0	0	9057	(0)(1000)
TOTAL	232	943	2329	3068	1908	484	76	17	0	0	0	0	0	0	0	0	0	0	0	9057	9057
(0.1%)	(26)	(104)	(257)	(339)	(211)	(53)	(8)	(2)	(0)	(0)	(0)	(0)	(0)	(0)	(0)	(0)	(0)	(0)	(0)	(1000)	(1000)
MICHO	232	1175	3504	6572	8480	8964	9040	9057	9057	9057	9057	9057	9057	9057	9057	9057	9057	9057	9057	9057	
(0.1%)	(26)	(130)	(387)	(726)	(936)	(990)	(998)	(1000)	(1000)	(1000)	(1000)	(1000)	(1000)	(1000)	(1000)	(1000)	(1000)	(1000)	(1000)	(1000)	

付表－2.27 b　藍島　波高・周期別度数分布表（春季）

AINOSHIMA　　KI HYO　　75- 84　3- 5　　DOSUU BUNPU HYO

H \ T	SEION	3- 4	4- 5	5- 6	6- 7 (KISYU)	7- 8	8- 9 (USW)	9-10	10-11	11-12	12-13	13-14	14-15	15-16	16-17	17-18	18-19	19-	H3	T3 TOTAL	MICHO
SEION	695	993	299	73	22	8	3	0	0	0	0	0	0	0	0	0	0	0	2093	2093	
0.25- 0.50	596	1140	880	348	88	41	8	1	0	0	0	0	0	0	0	0	0	0	3102	5195	(239)(239)
0.50- 0.75	55	412	608	339	113	51	16	2	0	0	0	0	0	0	0	0	0	0	1596	6791	(354)(592)
0.75- 1.00	0	70	360	302	110	29	7	1	0	0	0	0	0	0	0	0	0	0	879	7670	(182)(774)
1.00- 1.25	0	4	134	208	88	21	7	0	0	0	0	0	0	0	0	0	0	0	462	8132	(100)(874)
1.25- 1.50	0	0	43	135	71	20	4	0	0	0	0	0	0	0	0	0	0	0	273	8405	(53)(927)
1.50- 1.75	0	0	6	82	70	19	1	2	0	0	0	0	0	0	0	0	0	0	180	8585	(31)(958)
1.75- 2.00	0	0	1	28	33	17	4	0	0	0	0	0	0	0	0	0	0	0	83	8668	(21)(979)
2.00- 2.50	0	0	0	5	44	30	2	0	0	0	0	0	0	0	0	0	0	0	81	8749	(9)(988)
2.50- 3.00	0	0	0	0	5	10	3	0	0	0	0	0	0	0	0	0	0	0	18	8767	(9)(997)
3.00- 3.50	0	0	0	0	0	3	1	0	0	0	0	0	0	0	0	0	0	0	4	8771	(2)(999)
3.50- 4.00	0	0	0	0	0	0	1	0	0	0	0	0	0	0	0	0	0	0	1	8772	(0)(1000)
4.00- 4.50	0	0	0	0	0	0	0	0	0	0	0	0	0	0	0	0	0	0	0	8772	(0)(1000)
4.50- 5.00	0	0	0	0	0	0	0	0	0	0	0	0	0	0	0	0	0	0	0	8772	(0)(1000)
5.00- 5.50	0	0	0	0	0	0	0	0	0	0	0	0	0	0	0	0	0	0	0	8772	(0)(1000)
5.50- 6.00	0	0	0	0	0	0	0	0	0	0	0	0	0	0	0	0	0	0	0	8772	(0)(1000)
6.00- 6.50	0	0	0	0	0	0	0	0	0	0	0	0	0	0	0	0	0	0	0	8772	(0)(1000)
6.50- 7.00	0	0	0	0	0	0	0	0	0	0	0	0	0	0	0	0	0	0	0	8772	(0)(1000)
7.00- 8.00	0	0	0	0	0	0	0	0	0	0	0	0	0	0	0	0	0	0	0	8772	(0)(1000)
8.00- 9.00	0	0	0	0	0	0	0	0	0	0	0	0	0	0	0	0	0	0	0	8772	(0)(1000)
9.00-10.00	0	0	0	0	0	0	0	0	0	0	0	0	0	0	0	0	0	0	0	8772	(0)(1000)
10.00-11.00	0	0	0	0	0	0	0	0	0	0	0	0	0	0	0	0	0	0	0	8772	(0)(1000)
11.00-12.00	0	0	0	0	0	0	0	0	0	0	0	0	0	0	0	0	0	0	0	8772	(0)(1000)
12.00-	0	0	0	0	0	0	0	0	0	0	0	0	0	0	0	0	0	0	0	8772	(0)(1000)
TOTAL	1346	2619	2331	1520	644	249	57	6	0	0	0	0	0	0	0	0	0	0	0	8772	8772
(0.1%)	(153)	(299)	(266)	(173)	(73)	(28)	(6)	(1)	(0)	(0)	(0)	(0)	(0)	(0)	(0)	(0)	(0)	(0)	(0)	(1000)	(1000)
MICHO	1346	3965	6296	7816	8460	8709	8766	8772	8772	8772	8772	8772	8772	8772	8772	8772	8772	8772	8772	8772	
(0.1%)	(153)	(452)	(718)	(891)	(964)	(993)	(999)	(1000)	(1000)	(1000)	(1000)	(1000)	(1000)	(1000)	(1000)	(1000)	(1000)	(1000)	(1000)	(1000)	

付表－2.27 c　藍島　波高・周期別度数分布表（夏季）

AINOSHIMA　　KISYU USW　　KI HYO　　75- 84　6- 8　　DOSUU BUNPU HYO

H \ T	SEION	3- 4	4- 5	5- 6	6- 7	7- 8	8- 9	9-10	10-11	11-12	12-13	13-14	14-15	15-16	16-17	17-18	18-19	19-	K3 T3 TOTAL	HICHO
SEION	753	2274	631	103	21	1	0	0	0	0	0	0	0	0	0	0	0	0	3783	3783
																			(373)	(373)
0.25- 0.50	516	1880	1256	408	108	33	5	0	0	0	0	0	0	0	0	0	0	0	4206	7989
																			(415)	(788)
0.50- 0.75	34	340	531	324	78	25	10	3	0	0	0	0	0	0	0	0	0	0	1345	9334
																			(133)	(921)
0.75- 1.00	0	58	211	200	51	6	8	4	0	0	0	0	0	0	0	0	0	0	538	9872
																			(53)	(974)
1.00- 1.25	0	4	38	84	38	10	4	2	0	0	0	0	0	0	0	0	0	0	180	10052
																			(18)	(992)
1.25- 1.50	0	0	5	21	25	2	2	0	0	0	0	0	0	0	0	0	0	0	55	10107
																			(5)	(997)
1.50- 1.75	0	0	2	4	7	3	1	0	0	0	0	0	0	0	0	0	0	0	17	10124
																			(2)	(999)
1.75- 2.00	0	0	0	3	2	1	1	0	0	0	0	0	0	0	0	0	0	0	7	10131
																			(1)	(1000)
2.00- 2.50	0	0	0	3	1	0	0	0	0	0	0	0	0	0	0	0	0	0	4	10135
																			(0)	(1000)
2.50- 3.00	0	0	0	0	0	0	0	0	0	0	0	0	0	0	0	0	0	0	0	10135
																			(0)	(1000)
3.00- 3.50	0	0	0	0	0	0	0	0	0	0	0	0	0	0	0	0	0	0	0	10135
																			(0)	(1000)
3.50- 4.00	0	0	0	0	0	0	0	0	0	0	0	0	0	0	0	0	0	0	0	10135
																			(0)	(1000)
4.00- 4.50	0	0	0	0	0	0	0	0	0	0	0	0	0	0	0	0	0	0	0	10135
																			(0)	(1000)
4.50- 5.00	0	0	0	0	0	0	0	0	0	0	0	0	0	0	0	0	0	0	0	10135
																			(0)	(1000)
5.00- 5.50	0	0	0	0	0	0	0	0	0	0	0	0	0	0	0	0	0	0	0	10135
																			(0)	(1000)
5.50- 6.00	0	0	0	0	0	0	0	0	0	0	0	0	0	0	0	0	0	0	0	10135
																			(0)	(1000)
6.00- 6.50	0	0	0	0	0	0	0	0	0	0	0	0	0	0	0	0	0	0	0	10135
																			(0)	(1000)
6.50- 7.00	0	0	0	0	0	0	0	0	0	0	0	0	0	0	0	0	0	0	0	10135
																			(0)	(1000)
7.00- 8.00	0	0	0	0	0	0	0	0	0	0	0	0	0	0	0	0	0	0	0	10135
																			(0)	(1000)
8.00- 9.00	0	0	0	0	0	0	0	0	0	0	0	0	0	0	0	0	0	0	0	10135
																			(0)	(1000)
9.00-10.00	0	0	0	0	0	0	0	0	0	0	0	0	0	0	0	0	0	0	0	10135
																			(0)	(1000)
10.00-11.00	0	0	0	0	0	0	0	0	0	0	0	0	0	0	0	0	0	0	0	10135
																			(0)	(1000)
11.00-12.00	0	0	0	0	0	0	0	0	0	0	0	0	0	0	0	0	0	0	0	10135
																			(0)	(1000)
12.00-	0	0	0	0	0	0	0	0	0	0	0	0	0	0	0	0	0	0	0	10135
																			(0)	(1000)
TOTAL	1303	4556	2674	1150	331	81	31	9	0	0	0	0	0	0	0	0	0	0	10135	10135
(0.1%)	(129)	(450)	(264)	(113)	(33)	(8)	(3)	(1)	(0)	(0)	(0)	(0)	(0)	(0)	(0)	(0)	(0)	(0)	(1000)	(1000)
HICHO	1303	5859	8533	9683	10014	10095	10126	10135	10135	10135	10135	10135	10135	10135	10135	10135	10135	10135	10135	10135
(0.1%)	(129)	(578)	(842)	(955)	(988)	(996)	(999)	(1000)	(1000)	(1000)	(1000)	(1000)	(1000)	(1000)	(1000)	(1000)	(1000)	(1000)	(1000)	(1000)

付表－2.27 d　藍島　波高・周期別度数分布表（秋季）

AINOSHIMA　　KISYU USW　　KI HYO　　75- 84　9- 11　　DOSUU BUNPU HYO

H \ T	SEION	3- 4	4- 5	5- 6	6- 7	7- 8	8- 9	9-10	10-11	11-12	12-13	13-14	14-15	15-16	16-17	17-18	18-19	19-	K3 T3 TOTAL	HICHO
SEION	422	1013	431	88	15	6	0	0	0	0	0	0	0	0	0	0	0	0	1975	1975
																			(196)	(196)
0.25- 0.50	312	1161	1324	686	212	32	7	2	0	0	0	0	0	0	0	0	0	0	3736	5711
																			(371)	(567)
0.50- 0.75	4	286	673	573	322	81	14	6	0	0	0	0	0	0	0	0	0	0	1961	7672
																			(195)	(762)
0.75- 1.00	0	32	320	389	201	84	15	3	1	0	0	0	0	0	0	0	0	0	1045	8717
																			(104)	(866)
1.00- 1.25	0	1	115	255	127	65	10	0	1	0	0	0	0	0	0	0	0	0	574	9291
																			(57)	(923)
1.25- 1.50	0	0	17	159	99	38	8	1	0	0	0	0	0	0	0	0	0	0	322	9613
																			(32)	(955)
1.50- 1.75	0	0	1	78	76	31	5	1	0	0	0	0	0	0	0	0	0	0	192	9805
																			(19)	(974)
1.75- 2.00	0	0	0	25	58	19	5	1	0	0	0	0	0	0	0	0	0	0	108	9913
																			(11)	(985)
2.00- 2.50	0	0	0	16	57	23	7	5	0	0	0	0	0	0	0	0	0	0	108	10021
																			(11)	(996)
2.50- 3.00	0	0	0	0	7	20	6	1	0	0	0	0	0	0	0	0	0	0	34	10055
																			(3)	(999)
3.00- 3.50	0	0	0	0	1	6	2	0	0	0	0	0	0	0	0	0	0	0	9	10064
																			(1)	(1000)
3.50- 4.00	0	0	0	0	0	0	0	0	0	0	0	0	0	0	0	0	0	0	0	10064
																			(0)	(1000)
4.00- 4.50	0	0	0	0	0	0	0	1	0	0	0	0	0	0	0	0	0	0	1	10065
																			(0)	(1000)
4.50- 5.00	0	0	0	0	0	0	0	0	0	0	0	0	0	0	0	0	0	0	0	10065
																			(0)	(1000)
5.00- 5.50	0	0	0	0	0	0	0	0	0	0	0	0	0	0	0	0	0	0	0	10065
																			(0)	(1000)
5.50- 6.00	0	0	0	0	0	0	0	0	0	0	0	0	0	0	0	0	0	0	0	10065
																			(0)	(1000)
6.00- 6.50	0	0	0	0	0	0	0	0	0	0	0	0	0	0	0	0	0	0	0	10065
																			(0)	(1000)
6.50- 7.00	0	0	0	0	0	0	0	0	0	0	0	0	0	0	0	0	0	0	0	10065
																			(0)	(1000)
7.00- 8.00	0	0	0	0	0	0	0	0	0	0	0	0	0	0	0	0	0	0	0	10065
																			(0)	(1000)
8.00- 9.00	0	0	0	0	0	0	0	0	0	0	0	0	0	0	0	0	0	0	0	10065
																			(0)	(1000)
9.00-10.00	0	0	0	0	0	0	0	0	0	0	0	0	0	0	0	0	0	0	0	10065
																			(0)	(1000)
10.00-11.00	0	0	0	0	0	0	0	0	0	0	0	0	0	0	0	0	0	0	0	10065
																			(0)	(1000)
11.00-12.00	0	0	0	0	0	0	0	0	0	0	0	0	0	0	0	0	0	0	0	10065
																			(0)	(1000)
12.00-	0	0	0	0	0	0	0	0	0	0	0	0	0	0	0	0	0	0	0	10065
																			(0)	(1000)
TOTAL	740	2493	2881	2269	1175	405	79	21	2	0	0	0	0	0	0	0	0	0	10065	10065
(0.1%)	(74)	(248)	(286)	(225)	(117)	(40)	(8)	(2)	(0)	(0)	(0)	(0)	(0)	(0)	(0)	(0)	(0)	(0)	(1000)	(1000)
HICHO	740	3233	6114	8383	9558	9963	10042	10063	10065	10065	10065	10065	10065	10065	10065	10065	10065	10065	10065	10065
(0.1%)	(74)	(321)	(607)	(833)	(950)	(990)	(998)	(1000)	(1000)	(1000)	(1000)	(1000)	(1000)	(1000)	(1000)	(1000)	(1000)	(1000)	(1000)	(1000)

付表－2.27 e　藍島　波高・周期別度数分布表（通年）

AINOSHIMA　　NEN HYO　　75- 4 - 84- 12　　DOSUU BUNPU HYO

H \ T	SEION	3- 4	4- 5	5- 6	6- 7	KISYU 7- 8	USW 8- 9	9-10	10-11	11-12	12-13	13-14	14-15	15-16	16-17	17-18	18-19	19-	H3	T3 TOTAL	MICHO
SEION	1938	4479	1501	315	85	16	3	0	0	0	0	0	0	0	0	0	0	0	8337	8337	(217)
0.25- 0.50	1590	4706	4071	1863	633	160	32	5	0	0	0	0	0	0	0	0	0	0	13060	21397	(340)
0.50- 0.75	115	1241	2445	1770	786	261	53	15	0	0	0	0	0	0	0	0	0	0	6686	28083	(174)
0.75- 1.00	0	208	1548	1486	640	198	55	11	1	0	0	0	0	0	0	0	0	0	4147	32230	(108)
1.00- 1.25	0	9	585	1156	470	168	33	5	1	0	0	0	0	0	0	0	0	0	2427	34657	(63)
1.25- 1.50	0	0	160	815	426	108	19	1	0	0	0	0	0	0	0	0	0	0	1529	36186	(40)
1.50- 1.75	0	0	14	473	394	79	11	3	0	0	0	0	0	0	0	0	0	0	976	37162	(25)
1.75- 2.00	0	0	2	189	301	60	11	1	0	0	0	0	0	0	0	0	0	0	564	37726	(15)
2.00- 2.50	0	0	1	64	326	98	10	6	0	0	0	0	0	0	0	0	0	0	505	38231	(13)
2.50- 3.00	0	0	0	1	62	61	12	2	0	0	0	0	0	0	0	0	0	0	139	38370	(4)
3.00- 3.50	0	0	0	0	3	15	3	1	0	0	0	0	0	0	0	0	0	0	22	38392	(1)
3.50- 4.00	0	0	0	0	0	3	3	1	0	0	0	0	0	0	0	0	0	0	7	38399	(0)
4.00- 4.50	0	0	0	0	0	0	0	2	0	0	0	0	0	0	0	0	0	0	2	38401	(0)
4.50- 5.00	0	0	0	0	0	0	0	0	0	0	0	0	0	0	0	0	0	0	0	38401	(0)
5.00- 5.50	0	0	0	0	0	0	0	0	0	0	0	0	0	0	0	0	0	0	0	38401	(0)
5.50- 6.00	0	0	0	0	0	0	0	0	0	0	0	0	0	0	0	0	0	0	0	38401	(0)
6.00- 6.50	0	0	0	0	0	0	0	0	0	0	0	0	0	0	0	0	0	0	0	38401	(0)
6.50- 7.00	0	0	0	0	0	0	0	0	0	0	0	0	0	0	0	0	0	0	0	38401	(0)
7.00- 8.00	0	0	0	0	0	0	0	0	0	0	0	0	0	0	0	0	0	0	0	38401	(0)
8.00- 9.00	0	0	0	0	0	0	0	0	0	0	0	0	0	0	0	0	0	0	0	38401	(0)
9.00-10.00	0	0	0	0	0	0	0	0	0	0	0	0	0	0	0	0	0	0	0	38401	(0)
10.00-11.00	0	0	0	0	0	0	0	0	0	0	0	0	0	0	0	0	0	0	0	38401	(0)
11.00-12.00	0	0	0	0	0	0	0	0	0	0	0	0	0	0	0	0	0	0	0	38401	(0)
12.00-	0	0	0	0	0	0	0	0	0	0	0	0	0	0	0	0	0	0	0	38401	(0)
TOTAL	3643	10643	10329	8132	4127	1227	245	53	2	0	0	0	0	0	0	0	0	0	38401	38401	
(0.1%)	(95)	(277)	(269)	(212)	(107)	(32)	(6)	(1)	(0)	(0)	(0)	(0)	(0)	(0)	(0)	(0)	(0)	(0)	(1000)	(1000)	
MICHO	3643	14286	24615	32747	36874	38101	38346	38399	38401	38401	38401	38401	38401	38401	38401	38401	38401	38401	38401	38401	
(0.1%)	(95)	(372)	(641)	(853)	(960)	(992)	(999)	(1000)	(1000)	(1000)	(1000)	(1000)	(1000)	(1000)	(1000)	(1000)	(1000)	(1000)	(1000)	(1000)	

付表－2.27 f　藍島　波高・周期別出現率表（通年）

AINOSHIMA　　NEN HYO　　75- 4 - 84- 12　　RITU BUNPU HYO

H \ T	SEION	3- 4	4- 5	5- 6	6- 7	KISYU 7- 8	USW 8- 9	9-10	10-11	11-12	12-13	13-14	14-15	15-16	16-17	17-18	18-19	19-	H3	T3 TOTAL	MICHO
SEION	5.0	11.7	3.9	0.8	0.2	0.0	0.0	0.	0.	0.	0.	0.	0.	0.	0.	0.	0.	0.	21.7	21.7	(8337)
0.25- 0.50	4.1	12.3	10.6	4.9	1.6	0.4	0.1	0.0	0.	0.	0.	0.	0.	0.	0.	0.	0.	0.	34.0	55.7	(13060)
0.50- 0.75	0.3	3.2	6.4	4.6	2.0	0.7	0.1	0.0	0.	0.	0.	0.	0.	0.	0.	0.	0.	0.	17.4	73.1	(6686)
0.75- 1.00	0.	0.5	4.0	3.9	1.7	0.5	0.1	0.0	0.0	0.	0.	0.	0.	0.	0.	0.	0.	0.	10.8	83.9	(4147)
1.00- 1.25	0.	0.0	1.5	3.0	1.2	0.4	0.1	0.0	0.0	0.	0.	0.	0.	0.	0.	0.	0.	0.	6.3	90.3	(2427)
1.25- 1.50	0.	0.	0.4	2.1	1.1	0.3	0.0	0.0	0.	0.	0.	0.	0.	0.	0.	0.	0.	0.	4.0	94.2	(1529)
1.50- 1.75	0.	0.	0.0	1.2	1.0	0.2	0.0	0.0	0.	0.	0.	0.	0.	0.	0.	0.	0.	0.	2.5	96.8	(976)
1.75- 2.00	0.	0.	0.0	0.5	0.8	0.2	0.0	0.0	0.	0.	0.	0.	0.	0.	0.	0.	0.	0.	1.5	98.2	(564)
2.00- 2.50	0.	0.	0.0	0.2	0.8	0.3	0.0	0.0	0.	0.	0.	0.	0.	0.	0.	0.	0.	0.	1.3	99.6	(505)
2.50- 3.00	0.	0.	0.	0.0	0.2	0.2	0.0	0.0	0.	0.	0.	0.	0.	0.	0.	0.	0.	0.	0.4	99.9	(139)
3.00- 3.50	0.	0.	0.	0.	0.0	0.0	0.0	0.0	0.	0.	0.	0.	0.	0.	0.	0.	0.	0.	0.1	100.0	(22)
3.50- 4.00	0.	0.	0.	0.	0.	0.0	0.0	0.0	0.	0.	0.	0.	0.	0.	0.	0.	0.	0.	0.0	100.0	(7)
4.00- 4.50	0.	0.	0.	0.	0.	0.	0.	0.0	0.	0.	0.	0.	0.	0.	0.	0.	0.	0.	0.0	100.0	(2)
4.50- 5.00	0.	0.	0.	0.	0.	0.	0.	0.	0.	0.	0.	0.	0.	0.	0.	0.	0.	0.	0.	100.0	(0)
5.00- 5.50	0.	0.	0.	0.	0.	0.	0.	0.	0.	0.	0.	0.	0.	0.	0.	0.	0.	0.	0.	100.0	(0)
5.50- 6.00	0.	0.	0.	0.	0.	0.	0.	0.	0.	0.	0.	0.	0.	0.	0.	0.	0.	0.	0.	100.0	(0)
6.00- 6.50	0.	0.	0.	0.	0.	0.	0.	0.	0.	0.	0.	0.	0.	0.	0.	0.	0.	0.	0.	100.0	(0)
6.50- 7.00	0.	0.	0.	0.	0.	0.	0.	0.	0.	0.	0.	0.	0.	0.	0.	0.	0.	0.	0.	100.0	(0)
7.00- 8.00	0.	0.	0.	0.	0.	0.	0.	0.	0.	0.	0.	0.	0.	0.	0.	0.	0.	0.	0.	100.0	(0)
8.00- 9.00	0.	0.	0.	0.	0.	0.	0.	0.	0.	0.	0.	0.	0.	0.	0.	0.	0.	0.	0.	100.0	(0)
9.00-10.00	0.	0.	0.	0.	0.	0.	0.	0.	0.	0.	0.	0.	0.	0.	0.	0.	0.	0.	0.	100.0	(0)
10.00-11.00	0.	0.	0.	0.	0.	0.	0.	0.	0.	0.	0.	0.	0.	0.	0.	0.	0.	0.	0.	100.0	(0)
11.00-12.00	0.	0.	0.	0.	0.	0.	0.	0.	0.	0.	0.	0.	0.	0.	0.	0.	0.	0.	0.	100.0	(0)
12.00-	0.	0.	0.	0.	0.	0.	0.	0.	0.	0.	0.	0.	0.	0.	0.	0.	0.	0.	0.	100.0	(0)
TOTAL	9.5	27.7	26.9	21.2	10.7	3.2	0.6	0.1	0.0	0.	0.	0.	0.	0.	0.	0.	0.	0.	100.0	100.0	
	3643	10643	10329	8132	4127	1227	245	53	2	0	0	0	0	0	0	0	0	0	38401	38401	
MICHO	9.5	37.2	64.1	85.3	96.0	99.2	99.9	100.0	100.0	100.0	100.0	100.0	100.0	100.0	100.0	100.0	100.0	100.0	100.0	100.0	
	3643	14286	24615	32747	36874	38101	38346	38399	38401	38401	38401	38401	38401	38401	38401	38401	38401	38401	38401	38401	

付表－2.28 a　釧路港　波高・周期別度数分布表（冬季）

KUSHIRO　　KISYU　USW　KI　HYO　　71- 84　12- 2　　DOSUU BUNPU HYO

H \ T	SEION	3- 4	4- 5	5- 6	6- 7	7- 8	8- 9	9-10	10-11	11-12	12-13	13-14	14-15	15-16	16-17	17-18	18-19	19-	H3 TOTAL	T3 MICHO
SEION	331	0	0	2	1	1	1	0	0	0	0	0	0	0	0	0	0	0	336	336
																			(53)	(53)
0.25- 0.50	1	22	92	215	301	319	250	142	102	39	10	3	1	0	0	0	0	0	1517	1853
																			(239)	(292)
0.50- 0.75	0	48	225	318	305	259	257	211	129	48	15	2	1	0	0	0	0	0	1818	3671
																			(286)	(578)
0.75- 1.00	0	23	160	150	150	102	69	66	45	31	8	2	0	0	0	0	0	0	806	4477
																			(127)	(705)
1.00- 1.25	0	5	109	156	105	94	72	58	63	29	10	1	0	0	0	0	0	0	702	5179
																			(110)	(815)
1.25- 1.50	0	1	31	107	47	52	26	37	30	16	4	1	0	0	0	0	0	0	352	5531
																			(55)	(870)
1.50- 1.75	0	0	14	75	51	39	24	31	22	20	11	2	0	0	0	0	0	0	289	5820
																			(45)	(916)
1.75- 2.00	0	0	2	31	32	31	33	9	11	13	8	5	0	0	0	0	0	0	175	5995
																			(28)	(944)
2.00- 2.50	0	0	3	26	44	51	40	21	7	11	9	5	1	0	0	0	0	0	218	6213
																			(34)	(978)
2.50- 3.00	0	0	0	1	19	25	16	7	6	1	2	1	3	1	0	0	0	0	82	6295
																			(13)	(991)
3.00- 3.50	0	0	0	0	3	16	6	6	4	1	0	0	1	0	0	0	0	0	37	6332
																			(6)	(997)
3.50- 4.00	0	0	0	0	0	0	5	1	1	0	1	0	2	3	0	0	0	0	13	6345
																			(2)	(999)
4.00- 4.50	0	0	0	0	0	1	0	0	0	1	0	1	2	1	0	0	0	0	6	6351
																			(1)	(1000)
4.50- 5.00	0	0	0	0	0	0	0	0	0	1	1	0	0	0	0	0	0	0	2	6353
																			(0)	(1000)
5.00- 5.50	0	0	0	0	0	0	0	1	0	0	0	0	0	0	0	0	0	0	1	6354
																			(0)	(1000)
5.50- 6.00	0	0	0	0	0	0	0	0	0	0	0	0	0	0	0	0	0	0	0	6354
																			(0)	(1000)
6.00- 6.50	0	0	0	0	0	0	0	0	0	0	0	0	0	0	0	0	0	0	0	6354
																			(0)	(1000)
6.50- 7.00	0	0	0	0	0	0	0	0	0	0	0	0	0	0	0	0	0	0	0	6354
																			(0)	(1000)
7.00- 8.00	0	0	0	0	0	0	0	0	0	0	0	0	0	0	0	0	0	0	0	6354
																			(0)	(1000)
8.00- 9.00	0	0	0	0	0	0	0	0	0	0	0	0	0	0	0	0	0	0	0	6354
																			(0)	(1000)
9.00-10.00	0	0	0	0	0	0	0	0	0	0	0	0	0	0	0	0	0	0	0	6354
																			(0)	(1000)
10.00-11.00	0	0	0	0	0	0	0	0	0	0	0	0	0	0	0	0	0	0	0	6354
																			(0)	(1000)
11.00-12.00	0	0	0	0	0	0	0	0	0	0	0	0	0	0	0	0	0	0	0	6354
																			(0)	(1000)
12.00-	0	0	0	0	0	0	0	0	0	0	0	0	0	0	0	0	0	0	0	6354
																			(0)	(1000)
TOTAL	332	99	636	1081	1058	990	799	610	420	211	79	23	11	5	0	0	0	0	6354	6354
(0.1%)	(52)	(16)	(100)	(170)	(167)	(156)	(126)	(96)	(66)	(33)	(12)	(4)	(2)	(1)	(0)	(0)	(0)	(0)	(1000)	(1000)
MICHO	332	431	1067	2148	3206	4196	4995	5605	6025	6236	6315	6338	6349	6354	6354	6354	6354	6354	6354	6354
(0.1%)	(52)	(68)	(168)	(338)	(505)	(660)	(786)	(882)	(948)	(981)	(994)	(997)	(999)	(1000)	(1000)	(1000)	(1000)	(1000)	(1000)	(1000)

付表－2.28 b　釧路港　波高・周期別度数分布表（春季）

KUSHIRO　　KISYU　USW　KI　HYO　　71- 84　3- 5　　DOSUU BUNPU HYO

H \ T	SEION	3- 4	4- 5	5- 6	6- 7	7- 8	8- 9	9-10	10-11	11-12	12-13	13-14	14-15	15-16	16-17	17-18	18-19	19-	H3 TOTAL	T3 MICHO
SEION	157	0	0	0	0	0	0	0	0	0	0	0	0	0	0	0	0	0	157	157
																			(20)	(20)
0.25- 0.50	0	22	86	132	157	177	146	101	55	7	0	0	0	0	0	0	0	0	883	1040
																			(112)	(132)
0.50- 0.75	0	40	176	381	502	553	310	150	57	22	10	7	1	0	0	0	0	0	2209	3249
																			(280)	(412)
0.75- 1.00	0	17	137	302	288	275	197	150	60	21	4	4	1	0	0	0	0	0	1456	4705
																			(184)	(596)
1.00- 1.25	0	2	99	274	283	209	164	118	51	33	6	1	0	0	0	0	0	0	1240	5945
																			(157)	(753)
1.25- 1.50	0	0	32	136	154	133	113	86	52	9	2	4	0	0	0	0	0	0	721	6666
																			(91)	(844)
1.50- 1.75	0	0	13	102	112	97	42	66	42	9	5	2	1	0	0	0	0	0	491	7157
																			(62)	(907)
1.75- 2.00	0	0	2	58	61	44	28	31	18	6	1	2	0	0	0	0	0	0	251	7408
																			(32)	(938)
2.00- 2.50	0	0	2	40	43	58	62	50	28	16	4	6	0	0	0	0	0	0	309	7717
																			(39)	(976)
2.50- 3.00	0	0	0	2	19	30	32	26	13	4	3	3	0	0	0	0	0	0	132	7849
																			(17)	(994)
3.00- 3.50	0	0	0	0	1	5	11	1	5	5	2	1	0	0	0	0	0	0	31	7880
																			(4)	(998)
3.50- 4.00	0	0	0	0	0	0	3	2	3	1	2	0	0	0	0	0	0	0	11	7891
																			(1)	(1000)
4.00- 4.50	0	0	0	0	0	0	0	0	1	0	0	1	0	0	0	0	0	0	2	7893
																			(0)	(1000)
4.50- 5.00	0	0	0	0	0	0	0	0	0	0	0	0	0	0	0	0	0	0	0	7893
																			(0)	(1000)
5.00- 5.50	0	0	0	0	0	0	0	0	0	0	0	0	1	0	0	0	0	0	1	7894
																			(0)	(1000)
5.50- 6.00	0	0	0	0	0	0	0	0	0	0	0	0	0	0	0	0	0	0	0	7894
																			(0)	(1000)
6.00- 6.50	0	0	0	0	0	0	0	0	0	0	0	0	0	0	0	0	0	0	0	7894
																			(0)	(1000)
6.50- 7.00	0	0	0	0	0	0	0	0	0	0	0	0	0	0	0	0	0	0	0	7894
																			(0)	(1000)
7.00- 8.00	0	0	0	0	0	0	0	0	0	0	0	0	0	0	0	0	0	0	0	7894
																			(0)	(1000)
8.00- 9.00	0	0	0	0	0	0	0	0	0	0	0	0	0	0	0	0	0	0	0	7894
																			(0)	(1000)
9.00-10.00	0	0	0	0	0	0	0	0	0	0	0	0	0	0	0	0	0	0	0	7894
																			(0)	(1000)
10.00-11.00	0	0	0	0	0	0	0	0	0	0	0	0	0	0	0	0	0	0	0	7894
																			(0)	(1000)
11.00-12.00	0	0	0	0	0	0	0	0	0	0	0	0	0	0	0	0	0	0	0	7894
																			(0)	(1000)
12.00-	0	0	0	0	0	0	0	0	0	0	0	0	0	0	0	0	0	0	0	7894
																			(0)	(1000)
TOTAL	157	81	547	1427	1620	1581	1108	781	385	133	39	31	4	0	0	0	0	0	7894	7894
(0.1%)	(20)	(10)	(69)	(181)	(205)	(200)	(140)	(99)	(49)	(17)	(5)	(4)	(1)	(0)	(0)	(0)	(0)	(0)	(1000)	(1000)
MICHO	157	238	785	2212	3832	5413	6521	7302	7687	7820	7859	7890	7894	7894	7894	7894	7894	7894	7894	7894
(0.1%)	(20)	(30)	(99)	(280)	(485)	(686)	(826)	(925)	(974)	(991)	(996)	(999)	(1000)	(1000)	(1000)	(1000)	(1000)	(1000)	(1000)	(1000)

付表－2.28 c　釧路港　波高・周期別度数分布表（夏季）

KUSHIRO　　KISYU USW　KI HYO　71- 84　6- 8　DOSUU BUNPU HYO　H3 T3

H \ T	SEIOH	3- 4	4- 5	5- 6	6- 7	7- 8	8- 9	9-10	10-11	11-12	12-13	13-14	14-15	15-16	16-17	17-18	18-19	19-	TOTAL	(0.1%)	HICHO	(0.1%)
SEIOH	32	0	0	0	0	0	0	0	0	0	0	0	0	0	0	0	0	0	32	4	32	4
0.25- 0.50	0	0	25	63	195	183	122	60	28	2	1	0	0	0	0	0	0	0	679	77	711	80
0.50- 0.75	0	2	89	377	852	1093	656	289	84	15	6	4	1	0	0	0	0	0	3468	391	4179	471
0.75- 1.00	0	0	38	358	529	569	335	152	61	30	3	6	1	1	0	0	0	0	2083	235	6262	706
1.00- 1.25	0	0	29	220	305	305	235	104	67	55	26	4	0	2	1	0	0	0	1353	153	7615	859
1.25- 1.50	0	0	8	89	103	67	89	52	47	34	45	4	2	1	0	0	0	0	541	61	8156	920
1.50- 1.75	0	0	0	21	67	43	68	50	30	15	24	11	1	1	1	0	0	0	332	37	8488	957
1.75- 2.00	0	0	0	7	43	21	31	15	14	13	12	9	1	0	0	0	0	0	166	19	8654	976
2.00- 2.50	0	0	0	4	23	24	26	23	22	19	10	7	0	0	0	0	0	0	158	18	8812	994
2.50- 3.00	0	0	0	0	1	4	4	5	4	7	4	1	0	0	0	0	0	0	30	3	8842	997
3.00- 3.50	0	0	0	0	0	0	2	0	2	1	4	1	0	0	0	0	0	0	10	1	8852	998
3.50- 4.00	0	0	0	0	0	0	0	0	1	0	2	1	0	0	0	0	0	0	4	0	8856	999
4.00- 4.50	0	0	0	0	0	0	0	0	1	1	4	0	0	0	0	0	0	0	6	1	8862	999
4.50- 5.00	0	0	0	0	0	0	0	0	0	0	0	1	0	0	0	0	0	0	1	0	8863	1000
5.00- 5.50	0	0	0	0	0	0	0	1	0	0	0	1	0	0	0	0	0	0	2	0	8865	1000
5.50- 6.00	0	0	0	0	0	0	0	0	0	0	0	1	0	0	0	0	0	0	1	0	8866	1000
6.00- 6.50	0	0	0	0	0	0	0	0	0	0	0	0	0	0	0	0	0	0	0	0	8866	1000
6.50- 7.00	0	0	0	0	0	0	0	0	1	0	0	0	0	0	0	0	0	0	1	0	8867	1000
7.00- 8.00	0	0	0	0	0	0	0	0	0	0	0	0	0	0	0	0	0	0	0	0	8867	1000
8.00- 9.00	0	0	0	0	0	0	0	0	0	0	0	0	0	0	0	0	0	0	0	0	8867	1000
9.00-10.00	0	0	0	0	0	0	0	0	0	0	0	0	0	0	0	0	0	0	0	0	8867	1000
10.00-11.00	0	0	0	0	0	0	0	0	0	0	0	0	0	0	0	0	0	0	0	0	8867	1000
11.00-12.00	0	0	0	0	0	0	0	0	0	0	0	0	0	0	0	0	0	0	0	0	8867	1000
12.00-	0	0	0	0	0	0	0	0	0	0	0	0	0	0	0	0	0	0	0	0	8867	1000
TOTAL	32	2	189	1139	2118	2309	1568	751	362	192	141	51	6	5	2	0	0	0	8867		8867	
(0.1%)	4	0	21	128	239	260	177	85	41	22	16	6	1	1	0	0	0	0	1000		1000	
HICHO	32	34	223	1362	3480	5789	7357	8108	8470	8662	8803	8854	8860	8865	8867	8867	8867	8867	8867		8867	
(0.1%)	4	4	25	154	392	653	830	914	955	977	993	999	999	1000	1000	1000	1000	1000	1000		1000	

付表－2.28 d　釧路港　波高・周期別度数分布表（秋季）

KUSHIRO　　KISYU USW　KI HYO　71- 84　9- 11　DOSUU BUNPU HYO　H3 T3

H \ T	SEIOH	3- 4	4- 5	5- 6	6- 7	7- 8	8- 9	9-10	10-11	11-12	12-13	13-14	14-15	15-16	16-17	17-18	18-19	19-	TOTAL	(0.1%)	HICHO	(0.1%)
SEIOH	30	0	0	0	0	0	0	0	0	0	0	0	0	0	0	0	0	0	30	4	30	4
0.25- 0.50	0	5	33	20	114	124	95	55	20	1	1	0	0	0	0	0	0	0	538	75	568	79
0.50- 0.75	0	38	218	339	438	510	360	152	82	40	7	1	0	0	0	0	0	0	2185	306	2753	385
0.75- 1.00	0	19	193	273	317	251	170	99	57	35	5	0	0	0	0	0	0	0	1419	199	4172	584
1.00- 1.25	0	1	156	221	226	199	120	111	67	43	13	2	3	0	0	0	0	0	1162	163	5334	746
1.25- 1.50	0	1	62	137	143	77	51	43	24	7	10	8	8	4	1	0	0	0	576	81	5910	827
1.50- 1.75	0	0	20	105	99	89	44	33	22	17	11	3	4	0	1	0	0	0	448	63	6358	890
1.75- 2.00	0	0	7	50	65	38	38	15	13	7	5	4	7	0	0	0	0	0	249	35	6607	925
2.00- 2.50	0	0	1	25	79	59	35	18	7	21	13	7	0	0	0	0	0	0	265	37	6872	962
2.50- 3.00	0	0	0	2	21	31	30	7	15	8	4	3	3	4	0	0	0	0	128	18	7000	980
3.00- 3.50	0	0	0	0	5	18	17	10	12	7	0	2	2	0	0	0	0	0	73	10	7073	990
3.50- 4.00	0	0	0	0	0	7	7	11	6	4	1	2	0	1	0	0	0	0	39	5	7112	995
4.00- 4.50	0	0	0	0	0	0	1	3	2	4	3	0	3	0	0	0	0	0	16	2	7128	997
4.50- 5.00	0	0	0	0	0	0	0	2	1	0	2	1	2	0	0	0	0	0	8	1	7136	999
5.00- 5.50	0	0	0	0	0	0	0	0	1	0	1	1	0	0	0	0	0	0	3	0	7139	999
5.50- 6.00	0	0	0	0	0	0	0	0	0	2	0	1	0	0	0	0	0	0	3	0	7142	999
6.00- 6.50	0	0	0	0	0	0	0	0	0	0	1	1	0	0	0	0	0	0	2	0	7144	1000
6.50- 7.00	0	0	0	0	0	0	0	0	0	0	1	0	0	0	0	0	0	0	1	0	7145	1000
7.00- 8.00	0	0	0	0	0	0	0	0	0	0	1	0	0	0	0	0	0	0	1	0	7146	1000
8.00- 9.00	0	0	0	0	0	0	0	0	0	0	0	0	0	0	0	0	0	0	0	0	7146	1000
9.00-10.00	0	0	0	0	0	0	0	0	0	0	0	0	0	0	0	0	0	0	0	0	7146	1000
10.00-11.00	0	0	0	0	0	0	0	0	0	0	0	0	0	0	0	0	0	0	0	0	7146	1000
11.00-12.00	0	0	0	0	0	0	0	0	0	0	0	0	0	0	0	0	0	0	0	0	7146	1000
12.00-	0	0	0	0	0	0	0	0	0	0	0	0	0	0	0	0	0	0	0	0	7146	1000
TOTAL	30	64	690	1242	1507	1403	968	559	329	196	79	36	32	9	2	0	0	0	7146		7146	
(0.1%)	4	9	97	174	211	196	135	78	46	27	11	5	4	1	0	0	0	0	1000		1000	
HICHO	30	94	784	2026	3533	4936	5904	6463	6792	6988	7067	7103	7135	7144	7146	7146	7146	7146	7146		7146	
(0.1%)	4	13	110	284	494	691	826	904	950	978	989	994	998	1000	1000	1000	1000	1000	1000		1000	

付表－2.28 e　釧路港　波高・周期別度数分布表（通年）

KUSHIRO　　NEN HYO　　71- 1 - 84- 12　　BOSUU BUNPU HYO

H \ T	SEION	3- 4	4- 5	5- 6	6- 7	KISYU 7- 8	USW 8- 9	9-10	10-11	11-12	12-13	13-14	14-15	15-16	16-17	17-18	18-19	19-	H3 TOTAL	T3 MICHO
SEION	550	0	0	2	1	1	1	0	0	0	0	0	0	0	0	0	0	0	555	555
0.25- 0.50	1	49	237	502	775	824	634	384	207	49	12	3	1	0	0	0	0	0	3678	4233
0.50- 0.75	0	128	734	1444	2120	2427	1598	817	360	131	39	14	3	0	0	0	0	0	9815	14048
0.75- 1.00	0	40	546	1093	1289	1201	772	473	227	124	23	12	2	1	0	0	0	0	5823	19871
1.00- 1.25	0	8	403	878	924	818	592	391	249	160	58	8	3	2	1	0	0	0	4495	24366
1.25- 1.50	0	2	138	476	451	334	284	219	155	68	62	17	10	5	1	0	0	0	2222	26588
1.50- 1.75	0	0	50	307	332	270	179	180	118	61	52	18	6	1	2	0	0	0	1576	28164
1.75- 2.00	0	0	11	148	201	136	130	70	56	40	26	23	8	0	0	0	0	0	849	29013
2.00- 2.50	0	0	6	102	189	192	168	112	65	67	39	25	1	0	0	0	0	0	966	29979
2.50- 3.00	0	0	0	5	60	90	85	45	38	20	13	8	6	3	0	0	0	0	375	30354
3.00- 3.50	0	0	0	0	9	39	36	17	23	14	6	4	3	0	0	0	0	0	151	30505
3.50- 4.00	0	0	0	0	0	7	15	14	11	5	6	3	2	4	0	0	0	0	67	30572
4.00- 4.50	0	0	0	0	0	1	1	3	4	6	7	2	5	1	0	0	0	0	30	30602
4.50- 5.00	0	0	0	0	0	0	0	2	1	1	3	2	2	0	0	0	0	0	11	30613
5.00- 5.50	0	0	0	0	0	0	0	2	1	0	1	2	1	0	0	0	0	0	7	30620
5.50- 6.00	0	0	0	0	0	0	0	0	0	2	0	2	0	0	0	0	0	0	4	30624
6.00- 6.50	0	0	0	0	0	0	0	0	0	0	1	1	0	0	0	0	0	0	2	30626
6.50- 7.00	0	0	0	0	0	0	0	0	1	0	1	0	0	0	0	0	0	0	2	30628
7.00- 8.00	0	0	0	0	0	0	0	0	0	0	1	0	0	0	0	0	0	0	1	30629
8.00- 9.00	0	0	0	0	0	0	0	0	0	0	0	0	0	0	0	0	0	0	0	30629
9.00-10.00	0	0	0	0	0	0	0	0	0	0	0	0	0	0	0	0	0	0	0	30629
10.00-11.00	0	0	0	0	0	0	0	0	0	0	0	0	0	0	0	0	0	0	0	30629
11.00-12.00	0	0	0	0	0	0	0	0	0	0	0	0	0	0	0	0	0	0	0	30629
12.00-	0	0	0	0	0	0	0	0	0	0	0	0	0	0	0	0	0	0	0	30629
TOTAL	551	247	2125	4957	6351	6340	4495	2729	1516	748	350	144	53	19	4	0	0	0	30629	30629
(0.1%)	(18)	(8)	(69)	(162)	(207)	(207)	(147)	(89)	(49)	(24)	(11)	(5)	(2)	(1)	(0)	(0)	(0)	(0)	(1000)	(1000)
MICHO	551	798	2923	7880	14231	20571	25066	27795	29311	30059	30409	30553	30606	30625	30629	30629	30629	30629	30629	30629
(0.1%)	(18)	(26)	(95)	(257)	(465)	(672)	(818)	(907)	(957)	(981)	(993)	(998)	(999)	(1000)	(1000)	(1000)	(1000)	(1000)	(1000)	(1000)

付表－2.28 f　釧路港　波高・周期別出現率表（通年）

KUSHIRO　　NEN HYO　　71- 1 - 84- 12　　RITU BUNPU HYO

H \ T	SEION	3- 4	4- 5	5- 6	6- 7	KISYU 7- 8	USW 8- 9	9-10	10-11	11-12	12-13	13-14	14-15	15-16	16-17	17-18	18-19	19-	H3 TOTAL	T3 MICHO
SEION	1.8	0.	0.	0.0	0.0	0.0	0.0	0.	0.	0.	0.	0.	0.	0.	0.	0.	0.	0.	1.8	1.8
																			(555)	(555)
0.25- 0.50	0.0	0.2	0.8	1.6	2.5	2.7	2.1	1.3	0.7	0.2	0.0	0.0	0.0	0.	0.	0.	0.	0.	12.0	13.8
																			(3678)	(4233)
0.50- 0.75	0.	0.4	2.4	4.7	6.9	7.9	5.2	2.7	1.2	0.4	0.1	0.0	0.0	0.	0.	0.	0.	0.	32.0	45.9
																			(9815)	(14048)
0.75- 1.00	0.	0.2	1.8	3.6	4.2	3.9	2.5	1.5	0.7	0.4	0.1	0.0	0.0	0.0	0.	0.	0.	0.	19.0	64.9
																			(5823)	(19871)
1.00- 1.25	0.	0.0	1.3	2.9	3.0	2.7	1.9	1.3	0.8	0.5	0.2	0.0	0.0	0.0	0.0	0.	0.	0.	14.7	79.6
																			(4495)	(24366)
1.25- 1.50	0.	0.0	0.5	1.6	1.5	1.1	0.9	0.7	0.5	0.2	0.2	0.1	0.0	0.0	0.0	0.	0.	0.	7.3	86.8
																			(2222)	(26588)
1.50- 1.75	0.	0.	0.2	1.0	1.1	0.9	0.6	0.6	0.4	0.2	0.2	0.1	0.0	0.0	0.0	0.	0.	0.	5.1	92.0
																			(1576)	(28164)
1.75- 2.00	0.	0.	0.0	0.5	0.7	0.4	0.4	0.2	0.2	0.1	0.1	0.1	0.0	0.	0.	0.	0.	0.	2.8	94.7
																			(849)	(29013)
2.00- 2.50	0.	0.	0.0	0.3	0.6	0.6	0.5	0.4	0.2	0.2	0.1	0.1	0.0	0.	0.	0.	0.	0.	3.2	97.9
																			(966)	(29979)
2.50- 3.00	0.	0.	0.	0.0	0.2	0.3	0.3	0.1	0.1	0.1	0.0	0.0	0.0	0.0	0.	0.	0.	0.	1.2	99.1
																			(375)	(30354)
3.00- 3.50	0.	0.	0.	0.	0.0	0.1	0.1	0.1	0.1	0.0	0.0	0.0	0.0	0.	0.	0.	0.	0.	0.5	99.6
																			(151)	(30505)
3.50- 4.00	0.	0.	0.	0.	0.	0.0	0.0	0.0	0.0	0.0	0.0	0.0	0.0	0.0	0.	0.	0.	0.	0.2	99.8
																			(67)	(30572)
4.00- 4.50	0.	0.	0.	0.	0.	0.0	0.0	0.0	0.0	0.0	0.0	0.0	0.0	0.0	0.	0.	0.	0.	0.1	99.9
																			(30)	(30602)
4.50- 5.00	0.	0.	0.	0.	0.	0.	0.	0.0	0.0	0.0	0.0	0.0	0.0	0.	0.	0.	0.	0.	0.0	99.9
																			(11)	(30613)
5.00- 5.50	0.	0.	0.	0.	0.	0.	0.	0.0	0.0	0.	0.0	0.0	0.0	0.	0.	0.	0.	0.	0.0	100.0
																			(7)	(30620)
5.50- 6.00	0.	0.	0.	0.	0.	0.	0.	0.	0.	0.0	0.	0.0	0.	0.	0.	0.	0.	0.	0.0	100.0
																			(4)	(30624)
6.00- 6.50	0.	0.	0.	0.	0.	0.	0.	0.	0.	0.	0.0	0.0	0.	0.	0.	0.	0.	0.	0.0	100.0
																			(2)	(30626)
6.50- 7.00	0.	0.	0.	0.	0.	0.	0.	0.	0.	0.0	0.	0.0	0.	0.	0.	0.	0.	0.	0.0	100.0
																			(2)	(30628)
7.00- 8.00	0.	0.	0.	0.	0.	0.	0.	0.	0.	0.	0.0	0.	0.	0.	0.	0.	0.	0.	0.0	100.0
																			(1)	(30629)
8.00- 9.00	0.	0.	0.	0.	0.	0.	0.	0.	0.	0.	0.	0.	0.	0.	0.	0.	0.	0.	0.	100.0
																			(0)	(30629)
9.00-10.00	0.	0.	0.	0.	0.	0.	0.	0.	0.	0.	0.	0.	0.	0.	0.	0.	0.	0.	0.	100.0
																			(0)	(30629)
10.00-11.00	0.	0.	0.	0.	0.	0.	0.	0.	0.	0.	0.	0.	0.	0.	0.	0.	0.	0.	0.	100.0
																			(0)	(30629)
11.00-12.00	0.	0.	0.	0.	0.	0.	0.	0.	0.	0.	0.	0.	0.	0.	0.	0.	0.	0.	0.	100.0
																			(0)	(30629)
12.00-	0.	0.	0.	0.	0.	0.	0.	0.	0.	0.	0.	0.	0.	0.	0.	0.	0.	0.	0.	100.0
																			(0)	(30629)
TOTAL	1.8	0.8	6.9	16.2	20.7	20.7	14.7	8.9	4.9	2.4	1.1	0.5	0.2	0.1	0.0	0.	0.	0.	100.0	100.0
	551	247	2125	4957	6351	6340	4495	2729	1516	748	350	144	53	19	4	0	0	0	30629	30629
MICHO	1.8	2.6	9.5	25.7	46.5	67.2	81.8	90.7	95.7	98.1	99.3	99.8	99.9	100.0	100.0	100.0	100.0	100.0	100.0	100.0
	551	798	2923	7880	14231	20571	25066	27795	29311	30059	30409	30553	30606	30625	30629	30629	30629	30629	30629	30629

付表－2.29 a　苫小牧港　波高・周期別度数分布表（冬季）

TOMAKOMAI　　KISYU　RSW　KI　HYO　69- 84　12- 2　DOSUU DUMPU HYO H3 T3

H \ T	SEION	3- 4	4- 5	5- 6	6- 7	7- 8	8- 9	9-10	10-11	11-12	12-13	13-14	14-15	15-16	16-17	17-18	18-19	19-	TOTAL	HICHO
SEION	1890	87	146	94	45	13	7	1	1	0	0	0	0	0	0	0	0	0	2284	2284
																			(160)	(160)
0.25- 0.50	380	1156	925	501	337	246	116	67	42	23	9	6	4	0	0	0	0	0	3812	6094
																			(267)	(428)
0.50- 0.75	230	1860	1078	452	263	186	125	109	55	36	26	3	3	0	0	0	0	0	4426	10522
																			(311)	(738)
0.75- 1.00	2	367	548	204	120	70	60	43	31	8	2	0	0	0	0	0	0	0	1455	11977
																			(102)	(840)
1.00- 1.25	0	123	386	172	96	72	49	40	28	20	3	0	1	1	0	0	0	0	991	12968
																			(70)	(910)
1.25- 1.50	0	5	152	104	37	25	17	17	7	10	4	1	0	0	0	0	0	0	379	13347
																			(27)	(936)
1.50- 1.75	0	0	85	135	47	28	20	6	16	11	4	0	0	2	0	0	0	0	354	13701
																			(25)	(961)
1.75- 2.00	0	1	19	82	28	11	3	0	3	5	2	2	1	0	0	0	0	0	157	13858
																			(11)	(972)
2.00- 2.50	0	0	4	91	80	20	6	4	5	4	8	6	3	1	1	0	0	0	233	14091
																			(16)	(989)
2.50- 3.00	0	0	0	15	32	9	4	7	3	3	3	5	4	1	0	0	0	0	86	14177
																			(6)	(995)
3.00- 3.50	0	0	0	2	10	8	4	1	3	4	2	1	1	1	0	0	0	0	37	14214
																			(3)	(997)
3.50- 4.00	0	0	0	0	0	6	6	1	2	3	4	2	1	0	0	0	0	0	25	14239
																			(2)	(999)
4.00- 4.50	0	0	0	0	0	0	0	0	1	1	2	2	1	0	0	0	0	0	7	14246
																			(0)	(1000)
4.50- 5.00	0	0	0	0	0	0	0	0	0	1	1	1	1	0	0	0	0	0	4	14250
																			(0)	(1000)
5.00- 5.50	0	0	0	0	0	0	0	0	0	0	1	1	0	0	0	0	0	0	2	14252
																			(0)	(1000)
5.50- 6.00	0	0	0	0	0	0	0	0	0	0	0	0	0	0	0	0	0	0	0	14252
																			(0)	(1000)
6.00- 6.50	0	0	0	0	0	0	0	0	0	0	0	0	0	1	0	0	0	0	1	14253
																			(0)	(1000)
6.50- 7.00	0	0	0	0	0	0	0	0	0	0	0	0	0	0	0	0	0	0	0	14253
																			(0)	(1000)
7.00- 8.00	0	0	0	0	0	0	0	0	0	0	0	0	0	0	0	0	0	0	0	14253
																			(0)	(1000)
8.00- 9.00	0	0	0	0	0	0	0	0	0	0	0	0	0	0	0	0	0	0	0	14253
																			(0)	(1000)
9.00-10.00	0	0	0	0	0	0	0	0	0	0	0	0	0	0	0	0	0	0	0	14253
																			(0)	(1000)
10.00-11.00	0	0	0	0	0	0	0	0	0	0	0	0	0	0	0	0	0	0	0	14253
																			(0)	(1000)
11.00-12.00	0	0	0	0	0	0	0	0	0	0	0	0	0	0	0	0	0	0	0	14253
																			(0)	(1000)
12.00-	0	0	0	0	0	0	0	0	0	0	0	0	0	0	0	0	0	0	0	14253
																			(0)	(1000)
TOTAL	2502	3599	3343	1852	1095	694	417	296	197	129	71	30	20	7	1	0	0	0	14253	14253
(0.1%)	(176)	(253)	(235)	(130)	(77)	(49)	(29)	(21)	(14)	(9)	(5)	(2)	(1)	(0)	(0)	(0)	(0)	(0)	(1000)	(1000)
HICHO	2502	6101	9444	11296	12391	13085	13502	13798	13995	14124	14195	14225	14245	14252	14253	14253	14253	14253	14253	14253
(0.1%)	(176)	(428)	(663)	(793)	(869)	(918)	(947)	(968)	(982)	(991)	(996)	(998)	(999)	(1000)	(1000)	(1000)	(1000)	(1000)	(1000)	(1000)

付表－2.29 b　苫小牧港　波高・周期別度数分布表（春季）

TOMAKOMAI　　KISYU　RSW　KI　HYO　70- 84　3- 5　DOSUU DUMPU HYO H3 T3

H \ T	SEION	3- 4	4- 5	5- 6	6- 7	7- 8	8- 9	9-10	10-11	11-12	12-13	13-14	14-15	15-16	16-17	17-18	18-19	19-	TOTAL	HICHO
SEION	954	59	56	52	35	28	5	2	0	0	0	0	0	0	0	0	0	0	1191	1191
																			(76)	(76)
0.25- 0.50	194	503	662	537	445	375	180	85	27	10	5	0	1	0	0	0	0	0	3024	4215
																			(193)	(269)
0.50- 0.75	78	1011	1118	942	789	621	399	171	60	18	3	4	0	0	0	0	0	0	5214	9429
																			(333)	(602)
0.75- 1.00	3	271	546	443	377	297	237	115	39	18	2	0	0	0	0	0	0	0	2348	11777
																			(150)	(751)
1.00- 1.25	0	102	468	406	296	243	186	123	60	17	9	0	0	0	0	0	0	0	1910	13687
																			(122)	(873)
1.25- 1.50	0	2	157	162	140	109	85	57	27	10	1	0	0	0	0	0	0	0	750	14437
																			(48)	(921)
1.50- 1.75	0	0	73	143	92	83	48	42	44	9	2	1	0	0	0	0	0	0	537	14974
																			(34)	(955)
1.75- 2.00	0	0	15	70	58	35	15	20	32	5	0	0	0	0	0	0	0	0	250	15224
																			(16)	(971)
2.00- 2.50	0	0	3	83	79	54	21	27	32	10	5	0	0	0	0	0	0	0	314	15538
																			(20)	(991)
2.50- 3.00	0	0	0	5	27	15	6	11	6	8	1	1	0	0	0	0	0	0	80	15618
																			(5)	(996)
3.00- 3.50	0	0	0	0	6	13	0	1	2	8	0	0	0	0	0	0	0	0	30	15648
																			(2)	(998)
3.50- 4.00	0	0	0	0	0	4	3	2	1	3	0	0	0	0	0	0	0	0	13	15661
																			(1)	(999)
4.00- 4.50	0	0	0	0	0	1	4	2	1	2	0	0	0	0	0	0	0	0	10	15671
																			(1)	(1000)
4.50- 5.00	0	0	0	0	0	0	1	1	0	0	0	0	0	0	0	0	0	0	2	15673
																			(0)	(1000)
5.00- 5.50	0	0	0	0	0	0	0	0	0	0	0	0	0	0	0	0	0	0	0	15673
																			(0)	(1000)
5.50- 6.00	0	0	0	0	0	0	1	0	0	0	0	0	0	0	0	0	0	0	1	15674
																			(0)	(1000)
6.00- 6.50	0	0	0	0	0	0	0	0	0	0	0	0	0	0	0	0	0	0	0	15674
																			(0)	(1000)
6.50- 7.00	0	0	0	0	0	0	0	0	0	0	0	0	0	0	0	0	0	0	0	15674
																			(0)	(1000)
7.00- 8.00	0	0	0	0	0	0	0	0	0	0	0	0	0	0	0	0	0	0	0	15674
																			(0)	(1000)
8.00- 9.00	0	0	0	0	0	0	0	0	0	0	0	0	0	0	0	0	0	0	0	15674
																			(0)	(1000)
9.00-10.00	0	0	0	0	0	0	0	0	0	0	0	0	0	0	0	0	0	0	0	15674
																			(0)	(1000)
10.00-11.00	0	0	0	0	0	0	0	0	0	0	0	0	0	0	0	0	0	0	0	15674
																			(0)	(1000)
11.00-12.00	0	0	0	0	0	0	0	0	0	0	0	0	0	0	0	0	0	0	0	15674
																			(0)	(1000)
12.00-	0	0	0	0	0	0	0	0	0	0	0	0	0	0	0	0	0	0	0	15674
																			(0)	(1000)
TOTAL	1229	1948	3098	2843	2344	1878	1191	659	331	118	28	6	1	0	0	0	0	0	15674	15674
(0.1%)	(78)	(124)	(198)	(181)	(150)	(120)	(76)	(42)	(21)	(8)	(2)	(0)	(0)	(0)	(0)	(0)	(0)	(0)	(1000)	(1000)
HICHO	1229	3177	6275	9118	11462	13340	14531	15190	15521	15639	15667	15673	15674	15674	15674	15674	15674	15674	15674	15674
(0.1%)	(78)	(203)	(400)	(582)	(731)	(851)	(927)	(969)	(990)	(998)	(1000)	(1000)	(1000)	(1000)	(1000)	(1000)	(1000)	(1000)	(1000)	(1000)

付表－2.29 c　苫小牧港　波高・周期別度数分布表（夏季）

TOMAKOMAI　　KI　HYO　　70- 84　6- 8　　DOSUU BUNPU HYO

H ＼ T	SEION	3- 4	4- 5	5- 6	6- 7 (KISYU)	7- 8	8- 9 (RSW)	9-10	10-11	11-12	12-13	13-14	14-15	15-16	16-17	17-18	18-19	19-	TOTAL (H3 T3)	HICHO
SEION	223	61	24	8	13	12	6	1	0	0	0	0	0	0	0	0	0	0	348 (22)	348 (22)
0.25- 0.50	49	259	547	581	614	474	273	82	14	2	0	1	0	0	0	0	0	0	2896 (187)	3244 (209)
0.50- 0.75	31	545	1321	1536	1353	1170	545	175	45	8	1	2	0	0	0	0	0	0	6733 (434)	9977 (643)
0.75- 1.00	0	119	499	559	431	368	188	88	37	18	4	1	0	0	0	0	0	0	2312 (149)	12289 (792)
1.00- 1.25	0	35	381	504	326	240	153	87	49	22	10	1	0	0	0	0	0	0	1808 (116)	14097 (908)
1.25- 1.50	0	3	96	192	120	79	61	36	23	18	8	1	0	0	0	0	0	0	637 (41)	14734 (949)
1.50- 1.75	0	0	53	130	81	44	38	24	3	16	12	4	0	0	0	0	0	0	405 (26)	15139 (975)
1.75- 2.00	0	0	7	36	46	22	16	11	4	5	12	3	0	0	0	0	0	0	162 (10)	15301 (986)
2.00- 2.50	0	0	0	23	69	22	8	11	0	4	11	4	0	0	0	0	0	0	152 (10)	15453 (996)
2.50- 3.00	0	0	0	4	24	15	4	2	1	0	0	1	0	0	0	0	0	0	51 (3)	15504 (999)
3.00- 3.50	0	0	0	0	3	7	2	0	1	0	0	0	0	0	0	0	0	0	13 (1)	15517 (1000)
3.50- 4.00	0	0	0	0	0	0	1	0	2	0	0	0	0	0	0	0	0	0	3 (0)	15520 (1000)
4.00- 4.50	0	0	0	0	0	0	0	0	0	0	0	0	0	0	0	0	0	0	0 (0)	15520 (1000)
4.50- 5.00	0	0	0	0	0	0	0	0	0	0	0	0	0	0	0	0	0	0	0 (0)	15520 (1000)
5.00- 5.50	0	0	0	0	0	0	0	0	0	0	0	0	0	0	0	0	0	0	0 (0)	15520 (1000)
5.50- 6.00	0	0	0	0	0	0	0	0	0	0	0	0	0	0	0	0	0	0	0 (0)	15520 (1000)
6.00- 6.50	0	0	0	0	0	0	0	0	0	0	0	0	0	0	0	0	0	0	0 (0)	15520 (1000)
6.50- 7.00	0	0	0	0	0	0	0	0	0	0	0	0	0	0	0	0	0	0	0 (0)	15520 (1000)
7.00- 8.00	0	0	0	0	0	0	0	0	0	0	0	0	0	0	0	0	0	0	0 (0)	15520 (1000)
8.00- 9.00	0	0	0	0	0	0	0	0	0	0	0	0	0	0	0	0	0	0	0 (0)	15520 (1000)
9.00-10.00	0	0	0	0	0	0	0	0	0	0	0	0	0	0	0	0	0	0	0 (0)	15520 (1000)
10.00-11.00	0	0	0	0	0	0	0	0	0	0	0	0	0	0	0	0	0	0	0 (0)	15520 (1000)
11.00-12.00	0	0	0	0	0	0	0	0	0	0	0	0	0	0	0	0	0	0	0 (0)	15520 (1000)
12.00-	0	0	0	0	0	0	0	0	0	0	0	0	0	0	0	0	0	0	0 (0)	15520 (1000)
TOTAL	303	1022	2928	3573	3080	2454	1295	517	179	93	58	18	0	0	0	0	0	0	15520	15520
(0.1%)	(20)	(66)	(189)	(230)	(198)	(158)	(83)	(33)	(12)	(6)	(4)	(1)	(0)	(0)	(0)	(0)	(0)	(0)	(1000)	(1000)
HICHO	303	1325	4253	7826	10906	13360	14655	15172	15351	15444	15502	15520	15520	15520	15520	15520	15520	15520	15520	15520
(0.1%)	(20)	(85)	(274)	(504)	(703)	(861)	(944)	(978)	(989)	(995)	(999)	(1000)	(1000)	(1000)	(1000)	(1000)	(1000)	(1000)	(1000)	(1000)

付表－2.29 d　苫小牧港　波高・周期別度数分布表（秋季）

TOMAKOMAI　　KI　HYO　　70- 84　9- 11　　DOSUU BUNPU HYO

H ＼ T	SEION	3- 4	4- 5	5- 6	6- 7 (KISYU)	7- 8	8- 9 (RSW)	9-10	10-11	11-12	12-13	13-14	14-15	15-16	16-17	17-18	18-19	19-	TOTAL (H3 T3)	HICHO
SEION	769	82	99	78	50	21	7	5	6	0	0	0	0	0	0	0	0	0	1117 (74)	1117 (74)
0.25- 0.50	192	619	691	520	464	398	249	144	54	14	2	0	0	0	0	0	0	0	3347 (223)	4464 (298)
0.50- 0.75	109	1102	949	654	527	509	377	257	122	44	10	6	1	0	0	0	0	0	4667 (311)	9131 (609)
0.75- 1.00	0	291	516	320	195	201	112	105	75	33	14	9	3	0	0	0	0	0	1874 (125)	11005 (734)
1.00- 1.25	0	113	527	344	171	131	93	80	100	62	28	9	5	1	0	0	0	0	1664 (111)	12669 (845)
1.25- 1.50	0	5	180	168	87	82	44	39	51	32	20	6	0	0	0	0	0	0	714 (48)	13383 (892)
1.50- 1.75	0	0	102	215	99	50	46	25	28	18	12	10	4	1	0	0	0	0	610 (41)	13993 (933)
1.75- 2.00	0	0	21	135	67	32	21	10	10	6	6	2	2	0	0	0	0	0	312 (21)	14305 (954)
2.00- 2.50	0	0	2	117	143	49	27	14	12	11	10	5	2	0	0	0	0	0	392 (26)	14697 (980)
2.50- 3.00	0	0	0	5	94	37	13	8	8	6	6	0	0	0	0	0	0	0	177 (12)	14874 (992)
3.00- 3.50	0	0	0	0	10	31	9	2	2	1	3	0	1	1	0	0	0	0	60 (4)	14934 (996)
3.50- 4.00	0	0	0	0	0	18	9	3	4	3	2	0	0	0	0	0	0	0	39 (3)	14973 (998)
4.00- 4.50	0	0	0	0	0	1	7	0	1	0	2	0	0	0	0	0	0	0	11 (1)	14984 (999)
4.50- 5.00	0	0	0	0	0	0	5	0	1	0	2	0	0	0	0	0	0	0	8 (1)	14992 (1000)
5.00- 5.50	0	0	0	0	0	0	0	3	0	0	0	0	0	0	0	0	0	0	3 (0)	14995 (1000)
5.50- 6.00	0	0	0	0	0	0	0	0	1	0	0	0	0	0	0	0	0	0	1 (0)	14996 (1000)
6.00- 6.50	0	0	0	0	0	0	0	0	0	0	0	0	0	0	0	0	0	0	0 (0)	14996 (1000)
6.50- 7.00	0	0	0	0	0	0	0	0	0	0	0	0	0	0	0	0	0	0	0 (0)	14996 (1000)
7.00- 8.00	0	0	0	0	0	0	0	0	0	0	0	0	0	0	0	0	0	0	0 (0)	14996 (1000)
8.00- 9.00	0	0	0	0	0	0	0	0	0	0	0	0	0	0	0	0	0	0	0 (0)	14996 (1000)
9.00-10.00	0	0	0	0	0	0	0	0	0	0	0	0	0	0	0	0	0	0	0 (0)	14996 (1000)
10.00-11.00	0	0	0	0	0	0	0	0	0	0	0	0	0	0	0	0	0	0	0 (0)	14996 (1000)
11.00-12.00	0	0	0	0	0	0	0	0	0	0	0	0	0	0	0	0	0	0	0 (0)	14996 (1000)
12.00-	0	0	0	0	0	0	0	0	0	0	0	0	0	0	0	0	0	0	0 (0)	14996 (1000)
TOTAL	1070	2212	3087	2556	1907	1560	1019	695	475	230	117	47	18	3	0	0	0	0	14996	14996
(0.1%)	(71)	(148)	(206)	(170)	(127)	(104)	(68)	(46)	(32)	(15)	(8)	(3)	(1)	(0)	(0)	(0)	(0)	(0)	(1000)	(1000)
HICHO	1070	3282	6369	8925	10832	12392	13411	14106	14581	14811	14928	14975	14993	14996	14996	14996	14996	14996	14996	14996
(0.1%)	(71)	(219)	(425)	(595)	(722)	(826)	(894)	(941)	(972)	(988)	(995)	(999)	(1000)	(1000)	(1000)	(1000)	(1000)	(1000)	(1000)	(1000)

付表−2.29 e　苫小牧港　波高・周期別度数分布表（通年）

TOMAKOMAI　　　NEN HYO　　　70- 1 - 84- 12　　　DOSUU BUNPU HYO　H3 T3

H \ T	SEION	3- 4	4- 5	5- 6	6- 7 (KISYU)	7- 8	8- 9 (RSW)	9-10	10-11	11-12	12-13	13-14	14-15	15-16	16-17	17-18	18-19	19-	TOTAL	MICHO
SEION	3836	291	331	239	152	74	25	9	7	0	0	0	0	0	0	0	0	0	4964 (82)	4964 (82)
0.25- 0.50	815	2577	2889	2169	1881	1512	836	383	138	49	16	7	5	0	0	0	0	0	13277 (218)	18241 (300)
0.50- 0.75	448	4521	4501	3594	2937	2500	1449	727	289	106	40	15	4	0	0	0	0	0	21131 (347)	39372 (647)
0.75- 1.00	5	1050	2121	1538	1126	938	599	351	184	79	24	10	3	0	0	0	0	0	8028 (132)	47400 (779)
1.00- 1.25	0	373	1764	1429	890	688	485	330	238	122	51	10	6	2	0	0	0	0	6388 (105)	53788 (884)
1.25- 1.50	0	15	586	626	384	295	207	149	108	71	33	8	0	0	0	0	0	0	2482 (41)	56270 (925)
1.50- 1.75	0	0	313	625	319	205	152	97	91	54	31	15	4	3	0	0	0	0	1909 (31)	58179 (957)
1.75- 2.00	0	1	62	323	199	100	55	41	49	21	20	7	3	0	0	0	0	0	881 (14)	59060 (971)
2.00- 2.50	0	0	9	314	371	145	62	56	49	29	34	15	5	1	1	0	0	0	1091 (18)	60151 (989)
2.50- 3.00	0	0	0	29	177	76	27	28	18	17	10	7	4	1	0	0	0	0	394 (6)	60545 (996)
3.00- 3.50	0	0	0	2	29	59	15	4	8	13	5	1	2	2	0	0	0	0	140 (2)	60685 (998)
3.50- 4.00	0	0	0	0	0	28	19	6	9	9	6	2	1	0	0	0	0	0	80 (1)	60765 (999)
4.00- 4.50	0	0	0	0	0	2	11	2	3	3	4	2	1	0	0	0	0	0	28 (0)	60793 (1000)
4.50- 5.00	0	0	0	0	0	0	6	1	1	1	3	1	1	0	0	0	0	0	14 (0)	60807 (1000)
5.00- 5.50	0	0	0	0	0	0	0	3	0	0	1	1	0	0	0	0	0	0	5 (0)	60812 (1000)
5.50- 6.00	0	0	0	0	0	0	1	0	1	0	0	0	0	0	0	0	0	0	2 (0)	60814 (1000)
6.00- 6.50	0	0	0	0	0	0	0	0	0	0	0	0	0	1	0	0	0	0	1 (0)	60815 (1000)
6.50- 7.00	0	0	0	0	0	0	0	0	0	0	0	0	0	0	0	0	0	0	0 (0)	60815 (1000)
7.00- 8.00	0	0	0	0	0	0	0	0	0	0	0	0	0	0	0	0	0	0	0 (0)	60815 (1000)
8.00- 9.00	0	0	0	0	0	0	0	0	0	0	0	0	0	0	0	0	0	0	0 (0)	60815 (1000)
9.00-10.00	0	0	0	0	0	0	0	0	0	0	0	0	0	0	0	0	0	0	0 (0)	60815 (1000)
10.00-11.00	0	0	0	0	0	0	0	0	0	0	0	0	0	0	0	0	0	0	0 (0)	60815 (1000)
11.00-12.00	0	0	0	0	0	0	0	0	0	0	0	0	0	0	0	0	0	0	0 (0)	60815 (1000)
12.00-	0	0	0	0	0	0	0	0	0	0	0	0	0	0	0	0	0	0	0 (0)	60815 (1000)
TOTAL	5104	8828	12576	10888	8465	6622	3949	2187	1193	574	278	101	39	10	1	0	0	0	60815	60815
(0.1%)	(84)	(145)	(207)	(179)	(139)	(109)	(65)	(36)	(20)	(9)	(5)	(2)	(1)	(0)	(0)	(0)	(0)	(0)	(1000)	(1000)
MICHO	5104	13932	26508	37396	45861	52483	56432	58619	59812	60386	60664	60765	60804	60814	60815	60815	60815	60815	60815	60815
(0.1%)	(84)	(229)	(436)	(615)	(754)	(863)	(928)	(964)	(984)	(993)	(998)	(999)	(1000)	(1000)	(1000)	(1000)	(1000)	(1000)	(1000)	(1000)

付表−2.29 f　苫小牧港　波高・周期別出現率表（通年）

TOMAKOMAI　　　NEN HYO　　　70- 1 - 84- 12　　　RITU BUNPU HYO　H3 T3

H \ T	SEION	3- 4	4- 5	5- 6	6- 7 (KISYU)	7- 8	8- 9 (RSW)	9-10	10-11	11-12	12-13	13-14	14-15	15-16	16-17	17-18	18-19	19-	TOTAL	MICHO
SEION	6.3	0.5	0.5	0.4	0.2	0.1	0.0	0.0	0.0	0.	0.	0.	0.	0.	0.	0.	0.	0.	8.2 (4964)	8.2 (4964)
0.25- 0.50	1.3	4.2	4.8	3.6	3.1	2.5	1.4	0.6	0.2	0.1	0.0	0.0	0.0	0.	0.	0.	0.	0.	21.8 (13277)	30.0 (18241)
0.50- 0.75	0.7	7.4	7.4	5.9	4.8	4.1	2.4	1.2	0.5	0.2	0.1	0.0	0.0	0.	0.	0.	0.	0.	34.7 (21131)	64.7 (39372)
0.75- 1.00	0.0	1.7	3.5	2.5	1.9	1.5	1.0	0.6	0.3	0.1	0.0	0.0	0.0	0.	0.	0.	0.	0.	13.2 (8028)	77.9 (47400)
1.00- 1.25	0.	0.6	2.9	2.3	1.5	1.1	0.8	0.5	0.4	0.2	0.1	0.0	0.0	0.0	0.	0.	0.	0.	10.5 (6388)	88.4 (53788)
1.25- 1.50	0.	0.0	1.0	1.0	0.6	0.5	0.3	0.2	0.2	0.1	0.1	0.0	0.	0.	0.	0.	0.	0.	4.1 (2482)	92.5 (56270)
1.50- 1.75	0.	0.	0.5	1.0	0.5	0.3	0.2	0.2	0.1	0.1	0.1	0.0	0.0	0.0	0.	0.	0.	0.	3.1 (1909)	95.7 (58179)
1.75- 2.00	0.	0.0	0.1	0.5	0.3	0.2	0.1	0.1	0.1	0.0	0.0	0.0	0.0	0.	0.	0.	0.	0.	1.4 (881)	97.1 (59060)
2.00- 2.50	0.	0.	0.0	0.5	0.6	0.2	0.1	0.1	0.1	0.0	0.1	0.0	0.0	0.0	0.0	0.	0.	0.	1.8 (1091)	98.9 (60151)
2.50- 3.00	0.	0.	0.	0.0	0.3	0.1	0.0	0.0	0.0	0.0	0.0	0.0	0.0	0.0	0.	0.	0.	0.	0.6 (394)	99.6 (60545)
3.00- 3.50	0.	0.	0.	0.0	0.0	0.1	0.0	0.0	0.0	0.0	0.0	0.0	0.0	0.0	0.	0.	0.	0.	0.2 (140)	99.8 (60685)
3.50- 4.00	0.	0.	0.	0.	0.	0.0	0.0	0.0	0.0	0.0	0.0	0.0	0.0	0.	0.	0.	0.	0.	0.1 (80)	99.9 (60765)
4.00- 4.50	0.	0.	0.	0.	0.	0.0	0.0	0.0	0.0	0.0	0.0	0.0	0.0	0.	0.	0.	0.	0.	0.0 (28)	100.0 (60793)
4.50- 5.00	0.	0.	0.	0.	0.	0.	0.0	0.0	0.0	0.0	0.0	0.0	0.0	0.	0.	0.	0.	0.	0.0 (14)	100.0 (60807)
5.00- 5.50	0.	0.	0.	0.	0.	0.	0.	0.0	0.	0.	0.0	0.0	0.	0.	0.	0.	0.	0.	0.0 (5)	100.0 (60812)
5.50- 6.00	0.	0.	0.	0.	0.	0.	0.0	0.	0.0	0.	0.	0.	0.	0.	0.	0.	0.	0.	0.0 (2)	100.0 (60814)
6.00- 6.50	0.	0.	0.	0.	0.	0.	0.	0.	0.	0.	0.	0.	0.	0.0	0.	0.	0.	0.	0.0 (1)	100.0 (60815)
6.50- 7.00	0.	0.	0.	0.	0.	0.	0.	0.	0.	0.	0.	0.	0.	0.	0.	0.	0.	0.	0. (0)	100.0 (60815)
7.00- 8.00	0.	0.	0.	0.	0.	0.	0.	0.	0.	0.	0.	0.	0.	0.	0.	0.	0.	0.	0. (0)	100.0 (60815)
8.00- 9.00	0.	0.	0.	0.	0.	0.	0.	0.	0.	0.	0.	0.	0.	0.	0.	0.	0.	0.	0. (0)	100.0 (60815)
9.00-10.00	0.	0.	0.	0.	0.	0.	0.	0.	0.	0.	0.	0.	0.	0.	0.	0.	0.	0.	0. (0)	100.0 (60815)
10.00-11.00	0.	0.	0.	0.	0.	0.	0.	0.	0.	0.	0.	0.	0.	0.	0.	0.	0.	0.	0. (0)	100.0 (60815)
11.00-12.00	0.	0.	0.	0.	0.	0.	0.	0.	0.	0.	0.	0.	0.	0.	0.	0.	0.	0.	0. (0)	100.0 (60815)
12.00-	0.	0.	0.	0.	0.	0.	0.	0.	0.	0.	0.	0.	0.	0.	0.	0.	0.	0.	0. (0)	100.0 (60815)
TOTAL	8.4	14.5	20.7	17.9	13.9	10.9	6.5	3.6	2.0	0.9	0.5	0.2	0.1	0.0	0.0	0.	0.	0.	100.0	100.0
	5104	8828	12576	10888	8465	6622	3949	2187	1193	574	278	101	39	10	1	0	0	0	60815	60815
MICHO	8.4	22.9	43.6	61.5	75.4	86.3	92.8	96.4	98.4	99.3	99.8	99.9	100.0	100.0	100.0	100.0	100.0	100.0	100.0	100.0
	5104	13932	26508	37396	45861	52483	56432	58619	59812	60386	60664	60765	60804	60814	60815	60815	60815	60815	60815	60815

付表－2.30 a　瀬棚港　波高・周期別度数分布表（冬季）

SEBANA　KISYU　USW　KI　HYO　79- 84　12- 2　DOSUU BUNPU HYO　H3　T3

H \ T	SEION	3- 4	4- 5	5- 6	6- 7	7- 8	8- 9	9-10	10-11	11-12	12-13	13-14	14-15	15-16	16-17	17-18	18-19	19-	TOTAL	MICHO
SEION	22	2	11	6	0	0	0	0	0	0	0	0	0	0	0	0	0	0	41	41
																			(83)	(83)
0.25- 0.50	6	16	46	75	37	8	0	0	0	0	0	0	0	0	0	0	0	0	188	229
																			(37)	(46)
0.50- 0.75	1	16	138	286	106	7	1	0	0	0	0	0	0	0	0	0	0	0	555	784
																			(110)	(156)
0.75- 1.00	0	4	129	227	136	16	2	0	0	0	0	0	0	0	0	0	0	0	514	1298
																			(102)	(258)
1.00- 1.25	0	0	83	270	88	44	8	0	0	0	0	0	0	0	0	0	0	0	493	1791
																			(98)	(356)
1.25- 1.50	0	0	24	239	124	22	13	3	0	0	0	0	0	0	0	0	0	0	425	2216
																			(84)	(440)
1.50- 1.75	0	0	1	231	203	55	20	5	0	0	0	0	0	0	0	0	0	0	515	2731
																			(102)	(543)
1.75- 2.00	0	0	0	131	243	51	19	5	1	0	0	0	0	0	0	0	0	0	450	3181
																			(89)	(632)
2.00- 2.50	0	0	0	64	518	176	24	7	2	1	0	1	0	0	0	0	0	0	793	3974
																			(158)	(790)
2.50- 3.00	0	0	0	2	148	308	28	5	0	1	0	0	0	0	0	0	0	0	492	4466
																			(98)	(888)
3.00- 3.50	0	0	0	0	7	189	78	5	0	0	0	0	0	0	0	0	0	0	279	4745
																			(55)	(943)
3.50- 4.00	0	0	0	0	0	40	96	8	0	0	0	0	0	0	0	0	0	0	144	4889
																			(29)	(972)
4.00- 4.50	0	0	0	0	0	4	52	23	0	0	0	0	0	0	0	0	0	0	79	4968
																			(16)	(987)
4.50- 5.00	0	0	0	0	0	0	17	17	1	0	0	0	0	0	0	0	0	0	35	5003
																			(7)	(994)
5.00- 5.50	0	0	0	0	0	0	4	11	4	0	0	0	0	0	0	0	0	0	19	5022
																			(4)	(998)
5.50- 6.00	0	0	0	0	0	0	0	4	4	0	0	0	0	0	0	0	0	0	8	5030
																			(2)	(1000)
6.00- 6.50	0	0	0	0	0	0	0	0	0	0	0	0	0	0	0	0	0	0	0	5030
																			(0)	(1000)
6.50- 7.00	0	0	0	0	0	0	0	0	1	0	0	0	0	0	0	0	0	0	1	5031
																			(0)	(1000)
7.00- 8.00	0	0	0	0	0	0	0	0	0	0	0	0	0	0	0	0	0	0	0	5031
																			(0)	(1000)
8.00- 9.00	0	0	0	0	0	0	0	0	0	0	0	0	0	0	0	0	0	0	0	5031
																			(0)	(1000)
9.00-10.00	0	0	0	0	0	0	0	0	0	0	0	0	0	0	0	0	0	0	0	5031
																			(0)	(1000)
10.00-11.00	0	0	0	0	0	0	0	0	0	0	0	0	0	0	0	0	0	0	0	5031
																			(0)	(1000)
11.00-12.00	0	0	0	0	0	0	0	0	0	0	0	0	0	0	0	0	0	0	0	5031
																			(0)	(1000)
12.00-	0	0	0	0	0	0	0	0	0	0	0	0	0	0	0	0	0	0	0	5031
																			(0)	(1000)
TOTAL	29	38	432	1531	1610	920	362	93	13	2	0	1	0	0	0	0	0	0	5031	5031
(0.1%)	(6)	(8)	(86)	(304)	(320)	(183)	(72)	(18)	(3)	(0)	(0)	(0)	(0)	(0)	(0)	(0)	(0)	(0)	(1000)	(1000)
MICHO	29	67	499	2030	3640	4560	4922	5015	5028	5030	5030	5031	5031	5031	5031	5031	5031	5031	5031	5031
(0.1%)	(6)	(13)	(99)	(403)	(724)	(906)	(978)	(997)	(999)	(1000)	(1000)	(1000)	(1000)	(1000)	(1000)	(1000)	(1000)	(1000)	(1000)	(1000)

付表－2.30 b　瀬棚港　波高・周期別度数分布表（春季）

SEBANA　KISYU　USW　KI　HYO　80- 84　3- 5　DOSUU BUNPU HYO　H3　T3

H \ T	SEION	3- 4	4- 5	5- 6	6- 7	7- 8	8- 9	9-10	10-11	11-12	12-13	13-14	14-15	15-16	16-17	17-18	18-19	19-	TOTAL	MICHO
SEION	247	148	110	15	1	0	0	0	0	0	0	0	0	0	0	0	0	0	521	521
																			(106)	(106)
0.25- 0.50	173	194	325	291	47	1	0	0	0	0	0	0	0	0	0	0	0	0	1031	1552
																			(210)	(317)
0.50- 0.75	30	122	418	422	122	14	1	0	0	0	0	0	0	0	0	0	0	0	1129	2681
																			(230)	(547)
0.75- 1.00	1	21	186	219	81	13	1	0	0	0	0	0	0	0	0	0	0	0	522	3203
																			(107)	(654)
1.00- 1.25	0	4	112	196	73	12	5	0	0	0	0	0	0	0	0	0	0	0	402	3605
																			(82)	(736)
1.25- 1.50	0	0	24	181	97	14	1	1	0	0	0	0	0	0	0	0	0	0	318	3923
																			(65)	(800)
1.50- 1.75	0	0	4	131	117	15	7	2	0	0	0	0	0	0	0	0	0	0	276	4199
																			(56)	(857)
1.75- 2.00	0	0	0	58	107	25	4	3	0	0	0	0	0	0	0	0	0	0	197	4396
																			(40)	(897)
2.00- 2.50	0	0	0	23	169	64	15	8	1	0	0	0	0	0	0	0	0	0	282	4678
																			(58)	(954)
2.50- 3.00	0	0	0	1	48	73	14	3	0	0	0	0	0	0	0	0	0	0	139	4817
																			(28)	(983)
3.00- 3.50	0	0	0	0	4	29	13	0	0	0	0	0	0	0	0	0	0	0	46	4863
																			(9)	(992)
3.50- 4.00	0	0	0	0	0	11	9	1	0	0	0	0	0	0	0	0	0	0	21	4884
																			(4)	(997)
4.00- 4.50	0	0	0	0	0	0	7	4	0	0	0	0	0	0	0	0	0	0	11	4895
																			(2)	(999)
4.50- 5.00	0	0	0	0	0	0	3	1	0	0	0	0	0	0	0	0	0	0	4	4899
																			(1)	(1000)
5.00- 5.50	0	0	0	0	0	0	0	2	0	0	0	0	0	0	0	0	0	0	2	4901
																			(0)	(1000)
5.50- 6.00	0	0	0	0	0	0	0	0	0	0	0	0	0	0	0	0	0	0	0	4901
																			(0)	(1000)
6.00- 6.50	0	0	0	0	0	0	0	0	0	0	0	0	0	0	0	0	0	0	0	4901
																			(0)	(1000)
6.50- 7.00	0	0	0	0	0	0	0	0	0	0	0	0	0	0	0	0	0	0	0	4901
																			(0)	(1000)
7.00- 8.00	0	0	0	0	0	0	0	0	0	0	0	0	0	0	0	0	0	0	0	4901
																			(0)	(1000)
8.00- 9.00	0	0	0	0	0	0	0	0	0	0	0	0	0	0	0	0	0	0	0	4901
																			(0)	(1000)
9.00-10.00	0	0	0	0	0	0	0	0	0	0	0	0	0	0	0	0	0	0	0	4901
																			(0)	(1000)
10.00-11.00	0	0	0	0	0	0	0	0	0	0	0	0	0	0	0	0	0	0	0	4901
																			(0)	(1000)
11.00-12.00	0	0	0	0	0	0	0	0	0	0	0	0	0	0	0	0	0	0	0	4901
																			(0)	(1000)
12.00-	0	0	0	0	0	0	0	0	0	0	0	0	0	0	0	0	0	0	0	4901
																			(0)	(1000)
TOTAL	451	489	1179	1537	866	273	80	25	1	0	0	0	0	0	0	0	0	0	4901	4901
(0.1%)	(92)	(100)	(241)	(314)	(177)	(56)	(16)	(5)	(0)	(0)	(0)	(0)	(0)	(0)	(0)	(0)	(0)	(0)	(1000)	(1000)
MICHO	451	940	2119	3656	4522	4795	4875	4900	4901	4901	4901	4901	4901	4901	4901	4901	4901	4901	4901	4901
(0.1%)	(92)	(192)	(432)	(746)	(923)	(978)	(995)	(1000)	(1000)	(1000)	(1000)	(1000)	(1000)	(1000)	(1000)	(1000)	(1000)	(1000)	(1000)	(1000)

付表－2.30 c　瀬棚港　波高・周期別度数分布表（夏季）

SEDANA　　KISYU　　USW　　KI　HYO　　80- 84　　6- 8　　DOSUU BUNPU HYO

H \ T	SEION	3- 4	4- 5	5- 6	6- 7	7- 8	8- 9	9-10	10-11	11-12	12-13	13-14	14-15	15-16	16-17	17-18	18-19	19-	H3 T3 TOTAL	MICHO
SEION	914	380	213	36	6	2	1	2	0	0	0	0	0	0	0	0	0	0	1554	1554
0.25- 0.50	209	331	465	296	80	14	4	0	0	0	0	0	0	0	0	0	0	0	(380)	(380)
0.50- 0.75	14	116	288	198	78	12	1	0	0	0	0	0	0	0	0	0	0	0	1399	2953
0.75- 1.00	0	18	93	86	47	7	0	0	0	0	0	0	0	0	0	0	0	0	(342)	(722)
1.00- 1.25	0	0	19	67	22	3	0	0	0	0	0	0	0	0	0	0	0	0	707	3660
1.25- 1.50	0	0	5	19	16	3	0	0	0	0	0	0	0	0	0	0	0	0	(173)	(895)
1.50- 1.75	0	0	0	5	8	1	0	0	0	0	0	0	0	0	0	0	0	0	251	3911
1.75- 2.00	0	0	0	1	2	2	1	1	0	0	0	0	0	0	0	0	0	0	(61)	(956)
2.00- 2.50	0	0	0	0	0	0	1	0	0	0	0	0	0	0	0	0	0	0	111	4022
2.50- 3.00	0	0	0	0	0	0	1	1	1	0	0	0	0	0	0	0	0	0	(27)	(983)
3.00- 3.50	0	0	0	0	0	0	0	0	0	0	0	0	0	0	0	0	0	0	43	4065
3.50- 4.00	0	0	0	0	0	0	0	0	0	0	0	0	0	0	0	0	0	0	(11)	(994)
4.00- 4.50	0	0	0	0	0	0	0	0	0	0	0	0	0	0	0	0	0	0	14	4079
4.50- 5.00	0	0	0	0	0	0	0	0	0	0	0	0	0	0	0	0	0	0	(3)	(997)
5.00- 5.50	0	0	0	0	0	0	0	0	0	0	0	0	0	0	0	0	0	0	7	4086
5.50- 6.00	0	0	0	0	0	0	0	0	0	0	0	0	0	0	0	0	0	0	(2)	(999)
6.00- 6.50	0	0	0	0	0	0	0	0	0	0	0	0	0	0	0	0	0	0	1	4087
6.50- 7.00	0	0	0	0	0	0	0	0	0	0	0	0	0	0	0	0	0	0	(0)	(999)
7.00- 8.00	0	0	0	0	0	0	0	0	0	0	0	0	0	0	0	0	0	0	3	4090
8.00- 9.00	0	0	0	0	0	0	0	0	0	0	0	0	0	0	0	0	0	0	(1)	(1000)
9.00-10.00	0	0	0	0	0	0	0	0	0	0	0	0	0	0	0	0	0	0	0	4090
10.00-11.00	0	0	0	0	0	0	0	0	0	0	0	0	0	0	0	0	0	0	(0)	(1000)
11.00-12.00	0	0	0	0	0	0	0	0	0	0	0	0	0	0	0	0	0	0	0	4090
12.00-	0	0	0	0	0	0	0	0	0	0	0	0	0	0	0	0	0	0	(0)	(1000)
12.00-	0	0	0	0	0	0	0	0	0	0	0	0	0	0	0	0	0	0	0	4090
12.00-	0	0	0	0	0	0	0	0	0	0	0	0	0	0	0	0	0	0	(0)	(1000)
TOTAL	1137	845	1083	708	259	44	9	4	1	0	0	0	0	0	0	0	0	0	4090	4090
(0.1%)	(278)	(207)	(265)	(173)	(63)	(11)	(2)	(1)	(0)	(0)	(0)	(0)	(0)	(0)	(0)	(0)	(0)	(0)	(1000)	(1000)
MICHO	1137	1982	3065	3773	4032	4076	4085	4089	4090	4090	4090	4090	4090	4090	4090	4090	4090	4090	4090	4090
(0.1%)	(278)	(485)	(749)	(922)	(986)	(997)	(999)	(1000)	(1000)	(1000)	(1000)	(1000)	(1000)	(1000)	(1000)	(1000)	(1000)	(1000)	(1000)	(1000)

付表－2.30 d　瀬棚港　波高・周期別度数分布表（秋季）

SEDANA　　KISYU　　USW　　KI　HYO　　80- 84　　9- 11　　DOSUU BUNPU HYO

H \ T	SEION	3- 4	4- 5	5- 6	6- 7	7- 8	8- 9	9-10	10-11	11-12	12-13	13-14	14-15	15-16	16-17	17-18	18-19	19-	H3 T3 TOTAL	MICHO
SEION	122	72	80	17	2	0	1	0	0	0	0	0	0	0	0	0	0	0	294	294
0.25- 0.50	16	105	324	231	38	3	0	0	0	0	0	0	0	0	0	0	0	0	(65)	(65)
0.50- 0.75	7	43	236	342	85	10	0	0	0	0	0	0	0	0	0	0	0	0	717	1011
0.75- 1.00	0	6	131	204	65	12	0	0	0	0	0	0	0	0	0	0	0	0	(158)	(223)
1.00- 1.25	0	0	73	191	66	14	1	0	0	0	0	0	0	0	0	0	0	0	743	1754
1.25- 1.50	0	0	20	159	97	6	0	0	0	0	0	0	0	0	0	0	0	0	(164)	(388)
1.50- 1.75	0	0	7	178	161	14	1	0	0	0	0	0	0	0	0	0	0	0	418	2172
1.75- 2.00	0	0	0	95	190	26	5	1	0	0	0	0	0	0	0	0	0	0	(92)	(480)
2.00- 2.50	0	0	0	35	276	133	7	1	2	0	0	0	0	0	0	0	0	0	345	2517
2.50- 3.00	0	0	0	0	62	146	17	5	0	0	0	0	0	0	0	0	0	0	(76)	(556)
3.00- 3.50	0	0	0	0	5	79	52	7	0	0	0	0	0	0	0	0	0	0	282	2799
3.50- 4.00	0	0	0	0	0	24	59	12	3	0	0	0	0	0	0	0	0	0	(62)	(619)
4.00- 4.50	0	0	0	0	0	2	28	19	4	3	1	0	0	0	0	0	0	0	361	3160
4.50- 5.00	0	1	0	0	0	0	10	12	4	1	0	0	0	0	0	0	0	0	(80)	(698)
5.00- 5.50	0	0	0	0	0	0	2	17	6	0	0	0	0	0	0	0	0	0	317	3477
5.50- 6.00	0	0	0	0	0	0	1	1	2	0	0	0	0	0	0	0	0	0	(70)	(768)
6.00- 6.50	0	0	0	0	0	0	0	0	3	1	0	0	0	0	0	0	0	0	454	3931
6.50- 7.00	0	0	0	0	0	0	0	1	1	3	0	0	0	0	0	0	0	0	(100)	(869)
7.00- 8.00	0	0	0	0	0	0	0	0	0	0	0	0	0	0	0	0	0	0	230	4161
8.00- 9.00	0	0	0	0	0	0	0	0	0	0	0	0	0	0	0	0	0	0	(51)	(920)
9.00-10.00	0	0	0	0	0	0	0	0	0	0	0	0	0	0	0	0	0	0	143	4304
10.00-11.00	0	0	0	0	0	0	0	0	0	0	0	0	0	0	0	0	0	0	(32)	(951)
11.00-12.00	0	0	0	0	0	0	0	0	0	0	0	0	0	0	0	0	0	0	98	4402
12.00-	0	0	0	0	0	0	0	0	0	0	0	0	0	0	0	0	0	0	(22)	(973)
12.00-	0	0	0	0	0	0	0	0	0	0	0	0	0	0	0	0	0	0	57	4459
12.00-	0	0	0	0	0	0	0	0	0	0	0	0	0	0	0	0	0	0	(13)	(985)
TOTAL	145	247	871	1452	1047	469	184	76	25	8	1	0	0	0	0	0	0	0	4525	4525
(0.1%)	(32)	(55)	(192)	(321)	(231)	(104)	(41)	(17)	(6)	(2)	(0)	(0)	(0)	(0)	(0)	(0)	(0)	(0)	(1000)	(1000)
MICHO	145	392	1263	2715	3762	4231	4415	4491	4516	4524	4525	4525	4525	4525	4525	4525	4525	4525	4525	4525
(0.1%)	(32)	(87)	(279)	(600)	(831)	(935)	(976)	(992)	(998)	(1000)	(1000)	(1000)	(1000)	(1000)	(1000)	(1000)	(1000)	(1000)	(1000)	(1000)

付表－2.30 e　瀬棚港　波高・周期別度数分布表（通年）

SEDANA　　NEN HYO　　80- 1 - 84- 12　　BOSUU BUNPU HYO

H \ T	SEION	3- 4	4- 5	5- 6	6- 7 (KISYU)	7- 8 (USW)	8- 9	9-10	10-11	11-12	12-13	13-14	14-15	15-16	16-17	17-18	18-19	19-	TOTAL (H3)	HICHO (T3)
SEION	1305	616	419	74	9	2	2	2	0	0	0	0	0	0	0	0	0	0	2429	2429
																			(128)	(128)
0.25- 0.50	404	648	1164	895	202	26	4	0	0	0	0	0	0	0	0	0	0	0	3343	5772
																			(177)	(305)
0.50- 0.75	52	317	1084	1257	394	43	3	0	0	0	0	0	0	0	0	0	0	0	3150	8922
																			(166)	(472)
0.75- 1.00	1	49	558	749	333	49	3	0	0	0	0	0	0	0	0	0	0	0	1742	10664
																			(92)	(564)
1.00- 1.25	0	4	302	753	258	77	14	0	0	0	0	0	0	0	0	0	0	0	1408	12072
																			(74)	(638)
1.25- 1.50	0	0	75	618	345	45	14	4	0	0	0	0	0	0	0	0	0	0	1101	13173
																			(58)	(696)
1.50- 1.75	0	0	12	561	503	86	28	7	0	0	0	0	0	0	0	0	0	0	1197	14370
																			(63)	(760)
1.75- 2.00	0	0	0	298	558	108	29	10	1	0	0	0	0	0	0	0	0	0	1004	15374
																			(53)	(813)
2.00- 2.50	0	0	0	130	1002	387	50	16	5	1	0	1	0	0	0	0	0	0	1592	16966
																			(84)	(897)
2.50- 3.00	0	0	0	3	263	549	62	14	1	1	0	0	0	0	0	0	0	0	886	17852
																			(47)	(944)
3.00- 3.50	0	0	0	0	17	317	149	12	0	0	0	0	0	0	0	0	0	0	495	18347
																			(26)	(970)
3.50- 4.00	0	0	0	0	0	82	179	21	3	0	0	0	0	0	0	0	0	0	285	18632
																			(15)	(985)
4.00- 4.50	0	0	0	0	0	6	92	46	4	3	1	0	0	0	0	0	0	0	152	18784
																			(8)	(993)
4.50- 5.00	0	1	0	0	0	0	30	30	5	1	0	0	0	0	0	0	0	0	67	18851
																			(4)	(996)
5.00- 5.50	0	0	0	0	0	0	6	30	10	0	0	0	0	0	0	0	0	0	46	18897
																			(2)	(999)
5.50- 6.00	0	0	0	0	0	0	1	5	6	0	0	0	0	0	0	0	0	0	12	18909
																			(1)	(999)
6.00- 6.50	0	0	0	0	0	0	0	0	3	1	0	0	0	0	0	0	0	0	4	18913
																			(0)	(1000)
6.50- 7.00	0	0	0	0	0	0	0	1	2	3	0	0	0	0	0	0	0	0	6	18919
																			(0)	(1000)
7.00- 8.00	0	0	0	0	0	0	0	0	0	0	0	0	0	0	0	0	0	0	0	18919
																			(0)	(1000)
8.00- 9.00	0	0	0	0	0	0	0	0	0	0	0	0	0	0	0	0	0	0	0	18919
																			(0)	(1000)
9.00-10.00	0	0	0	0	0	0	0	0	0	0	0	0	0	0	0	0	0	0	0	18919
																			(0)	(1000)
10.00-11.00	0	0	0	0	0	0	0	0	0	0	0	0	0	0	0	0	0	0	0	18919
																			(0)	(1000)
11.00-12.00	0	0	0	0	0	0	0	0	0	0	0	0	0	0	0	0	0	0	0	18919
																			(0)	(1000)
12.00-	0	0	0	0	0	0	0	0	0	0	0	0	0	0	0	0	0	0	0	18919
																			(0)	(1000)
TOTAL	1762	1635	3614	5338	3884	1770	666	198	40	10	1	1	0	0	0	0	0	0	18919	18919
(0.1%)	(93)	(86)	(191)	(282)	(205)	(94)	(35)	(10)	(2)	(1)	(0)	(0)	(0)	(0)	(0)	(0)	(0)	(0)	(1000)	(1000)
HICHO	1762	3397	7011	12349	16233	18003	18669	18867	18907	18917	18918	18919	18919	18919	18919	18919	18919	18919	18919	18919
(0.1%)	(93)	(180)	(371)	(653)	(858)	(952)	(987)	(997)	(999)	(1000)	(1000)	(1000)	(1000)	(1000)	(1000)	(1000)	(1000)	(1000)	(1000)	(1000)

付表－2.30 f　瀬棚港　波高・周期別出現率表（通年）

SEDANA　　NEN HYO　　80- 1 - 84- 12　　RITU BUNPU HYO

H \ T	SEION	3- 4	4- 5	5- 6	6- 7 (KISYU)	7- 8 (USW)	8- 9	9-10	10-11	11-12	12-13	13-14	14-15	15-16	16-17	17-18	18-19	19-	TOTAL (H3)	HICHO (T3)
SEION	6.9	3.3	2.2	0.4	0.0	0.0	0.0	0.0	0.	0.	0.	0.	0.	0.	0.	0.	0.	0.	12.8	12.8
																			(2429)	(2429)
0.25- 0.50	2.1	3.4	6.2	4.7	1.1	0.1	0.0	0.	0.	0.	0.	0.	0.	0.	0.	0.	0.	0.	17.7	30.5
																			(3343)	(5772)
0.50- 0.75	0.3	1.7	5.7	6.6	2.1	0.2	0.0	0.	0.	0.	0.	0.	0.	0.	0.	0.	0.	0.	16.6	47.2
																			(3150)	(8922)
0.75- 1.00	0.0	0.3	2.9	4.0	1.8	0.3	0.0	0.	0.	0.	0.	0.	0.	0.	0.	0.	0.	0.	9.2	56.4
																			(1742)	(10664)
1.00- 1.25	0.	0.0	1.6	4.0	1.4	0.4	0.1	0.	0.	0.	0.	0.	0.	0.	0.	0.	0.	0.	7.4	63.8
																			(1408)	(12072)
1.25- 1.50	0.	0.	0.4	3.3	1.8	0.2	0.1	0.0	0.	0.	0.	0.	0.	0.	0.	0.	0.	0.	5.8	69.6
																			(1101)	(13173)
1.50- 1.75	0.	0.	0.1	3.0	2.7	0.5	0.1	0.0	0.	0.	0.	0.	0.	0.	0.	0.	0.	0.	6.3	76.0
																			(1197)	(14370)
1.75- 2.00	0.	0.	0.	1.6	2.9	0.6	0.2	0.1	0.0	0.	0.	0.	0.	0.	0.	0.	0.	0.	5.3	81.3
																			(1004)	(15374)
2.00- 2.50	0.	0.	0.	0.7	5.3	2.0	0.3	0.1	0.0	0.0	0.	0.0	0.	0.	0.	0.	0.	0.	8.4	89.7
																			(1592)	(16966)
2.50- 3.00	0.	0.	0.	0.0	1.4	2.9	0.3	0.1	0.0	0.0	0.	0.	0.	0.	0.	0.	0.	0.	4.7	94.4
																			(886)	(17852)
3.00- 3.50	0.	0.	0.	0.	0.1	1.7	0.8	0.1	0.	0.	0.	0.	0.	0.	0.	0.	0.	0.	2.6	97.0
																			(495)	(18347)
3.50- 4.00	0.	0.	0.	0.	0.	0.4	0.9	0.1	0.0	0.	0.	0.	0.	0.	0.	0.	0.	0.	1.5	98.5
																			(285)	(18632)
4.00- 4.50	0.	0.	0.	0.	0.	0.0	0.5	0.2	0.0	0.0	0.0	0.	0.	0.	0.	0.	0.	0.	0.8	99.3
																			(152)	(18784)
4.50- 5.00	0.	0.0	0.	0.	0.	0.	0.2	0.2	0.0	0.0	0.	0.	0.	0.	0.	0.	0.	0.	0.4	99.6
																			(67)	(18851)
5.00- 5.50	0.	0.	0.	0.	0.	0.	0.0	0.2	0.1	0.	0.	0.	0.	0.	0.	0.	0.	0.	0.2	99.9
																			(46)	(18897)
5.50- 6.00	0.	0.	0.	0.	0.	0.	0.0	0.0	0.0	0.	0.	0.	0.	0.	0.	0.	0.	0.	0.1	99.9
																			(12)	(18909)
6.00- 6.50	0.	0.	0.	0.	0.	0.	0.	0.	0.0	0.0	0.	0.	0.	0.	0.	0.	0.	0.	0.0	100.0
																			(4)	(18913)
6.50- 7.00	0.	0.	0.	0.	0.	0.	0.	0.0	0.0	0.0	0.	0.	0.	0.	0.	0.	0.	0.	0.0	100.0
																			(6)	(18919)
7.00- 8.00	0.	0.	0.	0.	0.	0.	0.	0.	0.	0.	0.	0.	0.	0.	0.	0.	0.	0.	0.	100.0
																			(0)	(18919)
8.00- 9.00	0.	0.	0.	0.	0.	0.	0.	0.	0.	0.	0.	0.	0.	0.	0.	0.	0.	0.	0.	100.0
																			(0)	(18919)
9.00-10.00	0.	0.	0.	0.	0.	0.	0.	0.	0.	0.	0.	0.	0.	0.	0.	0.	0.	0.	0.	100.0
																			(0)	(18919)
10.00-11.00	0.	0.	0.	0.	0.	0.	0.	0.	0.	0.	0.	0.	0.	0.	0.	0.	0.	0.	0.	100.0
																			(0)	(18919)
11.00-12.00	0.	0.	0.	0.	0.	0.	0.	0.	0.	0.	0.	0.	0.	0.	0.	0.	0.	0.	0.	100.0
																			(0)	(18919)
12.00-	0.	0.	0.	0.	0.	0.	0.	0.	0.	0.	0.	0.	0.	0.	0.	0.	0.	0.	0.	100.0
																			(0)	(18919)
TOTAL	9.3	8.6	19.1	28.2	20.5	9.4	3.5	1.0	0.2	0.1	0.0	0.0	0.	0.	0.	0.	0.	0.	100.0	100.0
	1762	1635	3614	5338	3884	1770	666	198	40	10	1	1	0	0	0	0	0	0	18919	18919
HICHO	9.3	18.0	37.1	65.3	85.8	95.2	98.7	99.7	99.9	100.0	100.0	100.0	100.0	100.0	100.0	100.0	100.0	100.0	100.0	100.0
	1762	3397	7011	12349	16233	18003	18669	18867	18907	18917	18918	18919	18919	18919	18919	18919	18919	18919	18919	18919

付表－2.31 a　留萌港　波高・周期別度数分布表（冬季）

RUMOI　　KI　HYO　　69- 84　12- 2　　DOSUU BUNPU HYO

H \ T	SEION	3- 4	4- 5	5- 6	6- 7	7- 8	8- 9	9-10	10-11	11-12	12-13	13-14	14-15	15-16	16-17	17-18	18-19	19-	H3	T3 TOTAL	HICHO
SEION	556	14	10	0	0	0	0	0	0	0	0	0	0	0	0	0	0	0	0	580	580
0.25- 0.50	12	96	286	269	76	14	1	1	0	0	0	0	0	0	0	0	0	0	0	(42)	(42)
0.50- 0.75	3	88	479	863	350	57	8	0	0	0	0	0	0	0	0	0	0	0	0	755	1335
0.75- 1.00	0	38	301	658	353	88	10	1	0	0	0	0	0	0	0	0	0	0	0	(54)	(96)
1.00- 1.25	0	22	306	784	544	158	18	8	0	0	0	0	0	0	0	0	0	0	0	1848	3183
1.25- 1.50	0	17	220	526	437	114	20	7	1	0	0	0	0	0	0	0	0	0	0	(132)	(228)
1.50- 1.75	0	3	117	600	644	170	26	7	5	0	0	0	0	0	0	0	0	0	0	1449	4632
1.75- 2.00	1	0	50	365	536	144	23	5	5	5	0	0	0	0	0	0	0	0	0	(104)	(331)
2.00- 2.50	0	0	23	257	926	372	63	7	7	2	0	0	0	0	0	0	0	0	0	1840	6472
2.50- 3.00	0	0	2	47	370	359	86	10	5	4	2	0	0	0	0	0	0	0	0	(132)	(463)
3.00- 3.50	0	0	0	8	74	247	77	12	4	0	2	0	0	0	0	0	0	0	0	1342	7814
3.50- 4.00	0	0	0	2	13	91	105	21	2	1	1	0	0	0	0	0	0	0	0	(96)	(559)
4.00- 4.50	0	0	0	0	0	20	66	32	2	2	1	0	0	0	0	0	0	0	0	1572	9386
4.50- 5.00	0	0	0	0	0	1	29	31	8	1	1	1	0	0	0	0	0	0	0	(113)	(672)
5.00- 5.50	0	0	0	0	0	0	4	12	5	0	2	0	0	0	0	0	0	0	0	1134	10520
5.50- 6.00	0	0	0	0	0	0	0	6	7	4	1	1	0	0	0	0	0	0	0	(81)	(753)
6.00- 6.50	0	0	0	0	0	0	0	1	4	2	1	0	0	0	0	0	0	0	0	1657	12177
6.50- 7.00	0	0	0	0	0	0	0	1	1	1	2	0	0	0	0	0	0	0	0	(119)	(871)
7.00- 8.00	0	0	0	0	0	0	0	0	1	0	0	0	0	0	0	0	0	0	0	885	13062
8.00- 9.00	0	0	0	0	0	0	0	0	0	0	0	0	0	0	0	0	0	0	0	(63)	(935)
9.00-10.00	0	0	0	0	0	0	0	0	0	0	0	0	0	0	0	0	0	0	0	424	13486
10.00-11.00	0	0	0	0	0	0	0	0	0	0	0	0	0	0	0	0	0	0	0	(30)	(965)
11.00-12.00	0	0	0	0	0	0	0	0	0	0	0	0	0	0	0	0	0	0	0	236	13722
12.00-	0	0	0	0	0	0	0	0	0	0	0	0	0	0	0	0	0	0	0	(17)	(982)
																				123	13845
																				(9)	(991)
																				72	13917
																				(5)	(996)
																				23	13940
																				(2)	(998)
																				19	13959
																				(1)	(999)
																				8	13967
																				(1)	(1000)
																				5	13972
																				(0)	(1000)
																				1	13973
																				(0)	(1000)
																				0	13973
																				(0)	(1000)
																				0	13973
																				(0)	(1000)
																				0	13973
																				(0)	(1000)
																				0	13973
																				(0)	(1000)
TOTAL	572	278	1794	4379	4323	1835	536	162	57	22	13	2	0	0	0	0	0	0	0	13973	13973
(0.1%)	(41)	(20)	(128)	(313)	(309)	(131)	(38)	(12)	(4)	(2)	(1)	(0)	(0)	(0)	(0)	(0)	(0)	(0)	(0)	(1000)	(1000)
HICHO	572	850	2644	7023	11346	13181	13717	13879	13936	13958	13971	13973	13973	13973	13973	13973	13973	13973	13973	13973	13973
(0.1%)	(41)	(61)	(189)	(503)	(812)	(943)	(982)	(993)	(997)	(999)	(1000)	(1000)	(1000)	(1000)	(1000)	(1000)	(1000)	(1000)	(1000)	(1000)	(1000)

付表－2.31 b　留萌港　波高・周期別度数分布表（春季）

RUMOI　　KI　HYO　　70- 84　3- 5　　DOSUU BUNPU HYO

H \ T	SEION	3- 4	4- 5	5- 6	6- 7	7- 8	8- 9	9-10	10-11	11-12	12-13	13-14	14-15	15-16	16-17	17-18	18-19	19-	H3	T3 TOTAL	HICHO
SEION	2170	241	164	15	0	0	0	0	0	0	0	0	0	0	0	0	0	0	0	2590	2590
0.25- 0.50	42	502	809	505	102	28	10	6	1	1	0	0	0	0	0	0	0	0	0	(187)	(187)
0.50- 0.75	24	353	963	1076	400	100	26	5	4	0	0	0	0	0	0	0	0	0	0	2006	4596
0.75- 1.00	3	124	543	757	341	75	19	3	0	1	0	0	0	0	0	0	0	0	0	(145)	(332)
1.00- 1.25	0	49	356	671	387	87	15	9	0	0	0	0	0	0	0	0	0	0	0	2951	7547
1.25- 1.50	0	14	139	348	233	94	17	1	2	0	0	0	0	0	0	0	0	0	0	(213)	(545)
1.50- 1.75	0	0	59	251	245	96	15	4	0	1	0	0	0	0	0	0	0	0	0	1866	9413
1.75- 2.00	1	1	22	100	182	66	14	2	0	2	0	0	0	0	0	0	0	0	0	(135)	(679)
2.00- 2.50	0	0	7	47	224	151	39	2	2	2	0	0	0	0	0	0	0	0	0	1574	10987
2.50- 3.00	0	0	1	9	81	129	31	8	3	2	0	0	0	0	0	0	0	0	0	(114)	(793)
3.00- 3.50	0	0	0	0	9	52	34	9	2	2	0	0	0	0	0	0	0	0	0	848	11835
3.50- 4.00	0	0	0	0	1	13	24	3	3	1	0	0	0	0	0	0	0	0	0	(61)	(854)
4.00- 4.50	0	0	0	0	0	3	12	7	2	1	1	0	0	0	0	0	0	0	0	671	12506
4.50- 5.00	0	0	0	0	0	0	5	1	3	1	2	0	0	0	0	0	0	0	0	(48)	(902)
5.00- 5.50	0	0	0	0	0	0	2	4	2	3	0	0	0	0	0	0	0	0	0	390	12896
5.50- 6.00	0	0	0	0	0	0	0	0	0	2	1	0	0	0	0	0	0	0	0	(28)	(930)
6.00- 6.50	0	0	0	0	0	0	0	0	1	0	0	0	0	0	0	0	0	0	0	494	13390
6.50- 7.00	0	0	0	0	0	0	0	0	0	0	0	0	0	0	0	0	0	0	0	(36)	(966)
7.00- 8.00	0	0	0	0	0	0	0	0	0	0	0	0	0	0	0	0	0	0	0	264	13654
8.00- 9.00	0	0	0	0	0	0	0	0	0	0	0	0	0	0	0	0	0	0	0	(19)	(985)
9.00-10.00	0	0	0	0	0	0	0	0	0	0	0	0	0	0	0	0	0	0	0	108	13762
10.00-11.00	0	0	0	0	0	0	0	0	0	0	0	0	0	0	0	0	0	0	0	(8)	(993)
11.00-12.00	0	0	0	0	0	0	0	0	0	0	0	0	0	0	0	0	0	0	0	45	13807
12.00-	0	0	0	0	0	0	0	0	0	0	0	0	0	0	0	0	0	0	0	(3)	(996)
																				26	13833
																				(2)	(998)
																				12	13845
																				(1)	(999)
																				11	13856
																				(1)	(1000)
																				3	13859
																				(0)	(1000)
																				1	13860
																				(0)	(1000)
																				0	13860
																				(0)	(1000)
																				0	13860
																				(0)	(1000)
																				0	13860
																				(0)	(1000)
																				0	13860
																				(0)	(1000)
																				0	13860
																				(0)	(1000)
																				0	13860
																				(0)	(1000)
TOTAL	2240	1284	3063	3799	2205	894	263	64	25	19	4	0	0	0	0	0	0	0	0	13860	13860
(0.1%)	(162)	(93)	(221)	(274)	(159)	(65)	(19)	(5)	(2)	(1)	(0)	(0)	(0)	(0)	(0)	(0)	(0)	(0)	(0)	(1000)	(1000)
HICHO	2240	3524	6587	10386	12591	13485	13748	13812	13837	13856	13860	13860	13860	13860	13860	13860	13860	13860	13860	13860	13860
(0.1%)	(162)	(254)	(475)	(749)	(908)	(973)	(992)	(997)	(998)	(1000)	(1000)	(1000)	(1000)	(1000)	(1000)	(1000)	(1000)	(1000)	(1000)	(1000)	(1000)

付表－2.31 c　留萌港　波高・周期別度数分布表（夏季）

RUMOI　　KI　HYO　　70- 84　6- 8　　DOSUU BUNPU HYO

H \ T	SEION	3- 4	4- 5	5- 6	6- 7	7- 8	8- 9	9-10	10-11	11-12	12-13	13-14	14-15	15-16	16-17	17-18	18-19	19-	TOTAL	N3	T3	MICHO
SEION	5143	1071	394	31	3	1	0	0	0	0	0	0	0	0	0	0	0	0	6643	6643	(458)	(458)
0.25- 0.50	708	836	1372	586	121	41	7	8	7	1	0	0	0	0	0	0	0	0	3687	9730	(213)	(671)
0.50- 0.75	24	359	1438	853	191	44	9	7	1	0	0	0	0	0	0	0	0	0	2628	12358	(181)	(853)
0.75- 1.00	4	90	399	432	93	9	2	0	0	0	0	0	0	0	0	0	0	0	1029	13387	(71)	(924)
1.00- 1.25	0	35	143	324	113	9	1	0	0	0	0	0	0	0	0	0	0	0	625	14012	(43)	(967)
1.25- 1.50	0	4	39	128	56	9	0	0	0	0	0	0	0	0	0	0	0	0	236	14248	(16)	(983)
1.50- 1.75	0	0	18	71	44	15	3	0	0	0	0	0	0	0	0	0	0	0	151	14399	(10)	(994)
1.75- 2.00	0	0	3	14	15	4	1	0	0	0	0	0	0	0	0	0	0	0	37	14436	(3)	(996)
2.00- 2.50	0	0	1	3	15	10	4	0	0	0	0	0	0	0	0	0	0	0	33	14469	(2)	(998)
2.50- 3.00	0	0	0	2	6	5	2	0	0	0	0	0	0	0	0	0	0	0	15	14484	(1)	(1000)
3.00- 3.50	0	0	0	0	1	0	1	0	0	0	0	0	0	0	0	0	0	0	2	14486	(0)	(1000)
3.50- 4.00	0	0	0	0	0	2	2	0	0	0	0	0	0	0	0	0	0	0	4	14490	(0)	(1000)
4.00- 4.50	0	0	0	0	0	0	0	0	1	0	0	0	0	0	0	0	0	0	1	14491	(0)	(1000)
4.50- 5.00	0	0	0	0	0	0	0	0	0	0	0	0	0	0	0	0	0	0	0	14491	(0)	(1000)
5.00- 5.50	0	0	0	0	0	0	0	0	0	0	0	0	0	0	0	0	0	0	0	14491	(0)	(1000)
5.50- 6.00	0	0	0	0	0	0	0	0	0	0	0	0	0	0	0	0	0	0	0	14491	(0)	(1000)
6.00- 6.50	0	0	0	0	0	0	0	0	0	0	0	0	0	0	0	0	0	0	0	14491	(0)	(1000)
6.50- 7.00	0	0	0	0	0	0	0	0	0	0	0	0	0	0	0	0	0	0	0	14491	(0)	(1000)
7.00- 8.00	0	0	0	0	0	0	0	0	0	0	0	0	0	0	0	0	0	0	0	14491	(0)	(1000)
8.00- 9.00	0	0	0	0	0	0	0	0	0	0	0	0	0	0	0	0	0	0	0	14491	(0)	(1000)
9.00-10.00	0	0	0	0	0	0	0	0	0	0	0	0	0	0	0	0	0	0	0	14491	(0)	(1000)
10.00-11.00	0	0	0	0	0	0	0	0	0	0	0	0	0	0	0	0	0	0	0	14491	(0)	(1000)
11.00-12.00	0	0	0	0	0	0	0	0	0	0	0	0	0	0	0	0	0	0	0	14491	(0)	(1000)
12.00-	0	0	0	0	0	0	0	0	0	0	0	0	0	0	0	0	0	0	0	14491	(0)	(1000)
TOTAL	5281	2395	3507	2444	658	149	32	15	9	1	0	0	0	0	0	0	0	0	14491	14491		
(0.1%)	(364)	(165)	(242)	(169)	(45)	(10)	(2)	(1)	(1)	(0)	(0)	(0)	(0)	(0)	(0)	(0)	(0)	(0)	(1000)	(1000)		
MICHO	5281	7676	11183	13627	14285	14434	14466	14481	14490	14491	14491	14491	14491	14491	14491	14491	14491	14491	14491	14491		
(0.1%)	(364)	(530)	(772)	(940)	(986)	(996)	(998)	(999)	(1000)	(1000)	(1000)	(1000)	(1000)	(1000)	(1000)	(1000)	(1000)	(1000)	(1000)	(1000)		

付表－2.31 d　留萌港　波高・周期別度数分布表（秋季）

RUMOI　　KI　HYO　　70- 84　9- 11　　DOSUU BUNPU HYO

H \ T	SEION	3- 4	4- 5	5- 6	6- 7	7- 8	8- 9	9-10	10-11	11-12	12-13	13-14	14-15	15-16	16-17	17-18	18-19	19-	TOTAL	N3	T3	MICHO
SEION	2007	175	120	6	1	0	0	0	0	0	0	0	0	0	0	0	0	0	2309	2309	(155)	(155)
0.25- 0.50	32	348	681	367	85	17	5	2	3	2	0	0	0	0	0	0	0	0	1542	3851	(104)	(259)
0.50- 0.75	24	239	905	912	223	25	5	1	2	0	0	0	0	0	0	0	0	0	2336	6187	(157)	(416)
0.75- 1.00	1	124	466	693	194	36	8	0	1	0	0	0	0	0	0	0	0	0	1523	7710	(102)	(518)
1.00- 1.25	0	42	372	758	383	72	18	7	1	1	0	0	0	0	0	0	0	0	1654	9364	(111)	(629)
1.25- 1.50	0	13	154	471	338	53	14	3	3	0	0	0	0	0	0	0	0	0	1049	10413	(70)	(700)
1.50- 1.75	0	4	71	404	440	96	22	9	3	0	0	0	0	0	0	0	0	0	1049	11462	(70)	(770)
1.75- 2.00	0	0	35	214	365	101	10	5	1	0	0	0	0	0	0	0	0	0	731	12193	(49)	(819)
2.00- 2.50	0	0	20	153	607	261	40	9	4	1	0	1	0	0	0	0	0	0	1096	13289	(74)	(893)
2.50- 3.00	0	0	6	27	230	381	73	5	4	2	1	3	0	0	0	0	0	0	732	14021	(49)	(942)
3.00- 3.50	1	0	0	5	41	251	110	9	1	3	0	0	0	0	0	0	0	0	421	14442	(28)	(970)
3.50- 4.00	0	0	0	0	17	73	95	17	3	1	0	0	0	0	0	0	0	0	206	14648	(14)	(984)
4.00- 4.50	0	1	0	0	3	19	56	24	4	1	0	0	0	0	0	0	0	0	108	14756	(7)	(991)
4.50- 5.00	0	0	0	0	0	3	21	32	6	2	0	0	0	0	0	0	0	0	64	14820	(4)	(996)
5.00- 5.50	0	0	0	0	0	0	4	16	6	4	0	0	0	0	0	0	0	0	30	14850	(2)	(998)
5.50- 6.00	0	0	0	0	0	0	1	4	12	7	1	0	0	0	0	0	0	0	25	14875	(2)	(999)
6.00- 6.50	0	0	0	0	0	0	0	3	2	1	0	0	0	0	0	0	0	0	6	14881	(0)	(1000)
6.50- 7.00	0	0	0	0	0	0	0	1	1	1	0	0	0	0	0	0	0	0	3	14884	(0)	(1000)
7.00- 8.00	0	0	0	0	0	0	0	0	1	0	0	0	0	0	0	0	0	0	1	14885	(0)	(1000)
8.00- 9.00	0	0	0	0	0	0	0	0	0	0	0	0	0	0	0	0	0	0	0	14885	(0)	(1000)
9.00-10.00	0	0	0	0	0	0	0	0	0	0	0	0	0	0	0	0	0	0	0	14885	(0)	(1000)
10.00-11.00	0	0	0	0	0	0	0	0	0	0	0	0	0	0	0	0	0	0	0	14885	(0)	(1000)
11.00-12.00	0	0	0	0	0	0	0	0	0	0	0	0	0	0	0	0	0	0	0	14885	(0)	(1000)
12.00-	0	0	0	0	0	0	0	0	0	0	0	0	0	0	0	0	0	0	0	14885	(0)	(1000)
TOTAL	2065	946	2830	4010	2927	1388	482	147	58	26	2	4	0	0	0	0	0	0	14885	14885		
(0.1%)	(139)	(64)	(190)	(269)	(197)	(93)	(32)	(10)	(4)	(2)	(0)	(0)	(0)	(0)	(0)	(0)	(0)	(0)	(1000)	(1000)		
MICHO	2065	3011	5841	9851	12778	14166	14648	14795	14853	14879	14881	14885	14885	14885	14885	14885	14885	14885	14885	14885		
(0.1%)	(139)	(202)	(392)	(662)	(858)	(952)	(984)	(994)	(998)	(1000)	(1000)	(1000)	(1000)	(1000)	(1000)	(1000)	(1000)	(1000)	(1000)	(1000)		

付表－2.31 e　留萌港　波高・周期別度数分布表（通年）

RUNOI　　NEN HYO　　70- 1 - 84- 12　　DOSUU BUNPU HYO

T / H	SEION	3- 4	4- 5	5- 6	6- 7	7- 8	8- 9	9-10	10-11	11-12	12-13	13-14	14-15	15-16	16-17	17-18	18-19	19-	H3	T3 TOTAL	MICHO
SEION	9876	1514	694	52	4	1	0	0	0	0	0	0	0	0	0	0	0		0	12141	12141
0.25- 0.50	194	1783	3159	1739	387	101	23	17	11	4	0	0	0	0	0	0	0		0	(211)	(211)
0.50- 0.75	77	1040	3491	3716	1166	229	48	13	7	0	0	0	0	0	0	0	0		0	7418	19559
0.75- 1.00	8	376	1716	2563	921	208	39	4	1	1	0	0	0	0	0	0	0		0	(129)	(340)
1.00- 1.25	0	148	1184	2549	1438	326	52	24	1	1	0	0	0	0	0	0	0		0	9787	29346
1.25- 1.50	0	48	553	1494	1072	273	51	11	6	0	0	0	0	0	0	0	0		0	(170)	(510)
1.50- 1.75	0	7	267	1361	1390	378	66	20	8	1	0	0	0	0	0	0	0		0	5897	35243
1.75- 2.00	2	1	130	711	1112	315	68	12	6	7	0	0	0	0	0	0	0		0	(102)	(612)
2.00- 2.50	0	0	51	486	1810	795	146	18	13	5	0	1	0	0	0	0	0		0	5723	40966
2.50- 3.00	0	0	9	85	701	890	194	23	12	8	3	3	0	0	0	0	0		0	(99)	(711)
3.00- 3.50	1	0	0	13	127	569	224	30	7	5	2	0	0	0	0	0	0		0	3508	44474
3.50- 4.00	0	0	0	2	31	186	235	41	8	3	1	0	0	0	0	0	0		0	(61)	(772)
4.00- 4.50	0	1	0	0	3	43	134	63	9	4	2	0	0	0	0	0	0		0	3498	47972
4.50- 5.00	0	0	0	0	0	4	56	64	17	4	3	1	0	0	0	0	0		0	(41)	(833)
5.00- 5.50	0	0	0	0	0	0	10	32	13	7	2	0	0	0	0	0	0		0	2324	50296
5.50- 6.00	0	0	0	0	0	0	1	10	19	13	3	1	0	0	0	0	0		0	(40)	(874)
6.00- 6.50	0	0	0	0	0	0	0	4	7	3	1	0	0	0	0	0	0		0	3325	53621
6.50- 7.00	0	0	0	0	0	0	0	2	2	2	2	0	0	0	0	0	0		0	(58)	(931)
7.00- 8.00	0	0	0	0	0	0	0	0	2	0	0	0	0	0	0	0	0		0	1928	55549
8.00- 9.00	0	0	0	0	0	0	0	0	0	0	0	0	0	0	0	0	0		0	(33)	(965)
9.00-10.00	0	0	0	0	0	0	0	0	0	0	0	0	0	0	0	0	0		0	978	56527
10.00-11.00	0	0	0	0	0	0	0	0	0	0	0	0	0	0	0	0	0		0	(17)	(982)
11.00-12.00	0	0	0	0	0	0	0	0	0	0	0	0	0	0	0	0	0		0	507	57034
12.00-	0	0	0	0	0	0	0	0	0	0	0	0	0	0	0	0	0		0	(9)	(991)
																			0	259	57293
																				(4)	(995)
																			0	149	57442
																				(3)	(998)
																			0	64	57506
																				(1)	(999)
																			0	47	57553
																				(1)	(1000)
																			0	15	57568
																				(0)	(1000)
																			0	8	57576
																				(0)	(1000)
																			0	2	57578
																				(0)	(1000)
																			0	0	57578
																				(0)	(1000)
																			0	0	57578
																				(0)	(1000)
																			0	0	57578
																				(0)	(1000)
																			0	0	57578
																				(0)	(1000)
																			0	0	57578
																				(0)	(1000)
TOTAL	10158	4918	11234	14771	10222	4318	1327	388	149	68	19	6	0	0	0	0	0		0	57578	57578
(0.1%)	(176)	(85)	(195)	(257)	(178)	(75)	(23)	(7)	(3)	(1)	(0)	(0)	(0)	(0)	(0)	(0)	(0)		0	(1000)	(1000)
MICHO	10158	15076	26310	41081	51303	55621	56948	57336	57485	57553	57572	57578	57578	57578	57578	57578	57578		57578	57578	57578
(0.1%)	(176)	(262)	(457)	(713)	(891)	(966)	(989)	(996)	(998)	(1000)	(1000)	(1000)	(1000)	(1000)	(1000)	(1000)	(1000)		(1000)	(1000)	(1000)

付表－2.31 f　留萌港　波高・周期別出現率表（通年）

RUNOI　　NEN HYO　　70- 1 - 84- 12　　RITU BUNPU HYO

T / H	SEION	3- 4	4- 5	5- 6	6- 7	7- 8	8- 9	9-10	10-11	11-12	12-13	13-14	14-15	15-16	16-17	17-18	18-19	19-	H3	T3 TOTAL	MICHO
SEION	17.2	2.6	1.2	0.1	0.0	0.0	0.	0.	0.	0.	0.	0.	0.	0.	0.	0.	0.		0.	21.1	21.1
0.25- 0.50	0.3	3.1	5.5	3.0	0.7	0.2	0.0	0.0	0.0	0.0	0.	0.	0.	0.	0.	0.	0.		0.	(12141)	(12141)
0.50- 0.75	0.1	1.8	6.1	6.5	2.0	0.4	0.1	0.0	0.0	0.	0.	0.	0.	0.	0.	0.	0.		0.	12.9	34.0
0.75- 1.00	0.0	0.7	3.0	4.5	1.7	0.4	0.1	0.0	0.0	0.0	0.	0.	0.	0.	0.	0.	0.		0.	(7418)	(19559)
1.00- 1.25	0.	0.3	2.1	4.4	2.5	0.6	0.1	0.0	0.0	0.0	0.	0.	0.	0.	0.	0.	0.		0.	17.0	51.0
1.25- 1.50	0.	0.1	1.0	2.6	1.9	0.5	0.1	0.0	0.0	0.	0.	0.	0.	0.	0.	0.	0.		0.	(9787)	(29346)
1.50- 1.75	0.	0.0	0.5	2.4	2.4	0.7	0.1	0.0	0.0	0.0	0.	0.	0.	0.	0.	0.	0.		0.	10.2	61.2
1.75- 2.00	0.0	0.0	0.2	1.2	1.9	0.5	0.1	0.0	0.0	0.0	0.	0.	0.	0.	0.	0.	0.		0.	(5897)	(35243)
2.00- 2.50	0.	0.	0.1	0.8	3.1	1.4	0.3	0.0	0.0	0.0	0.	0.0	0.	0.	0.	0.	0.		0.	9.9	71.1
2.50- 3.00	0.	0.	0.0	0.1	1.2	1.5	0.3	0.0	0.0	0.0	0.0	0.0	0.	0.	0.	0.	0.		0.	(5723)	(40966)
3.00- 3.50	0.0	0.	0.	0.0	0.2	1.0	0.4	0.1	0.0	0.0	0.0	0.	0.	0.	0.	0.	0.		0.	6.1	77.2
3.50- 4.00	0.	0.	0.	0.0	0.1	0.3	0.4	0.1	0.0	0.0	0.0	0.	0.	0.	0.	0.	0.		0.	(3508)	(44474)
4.00- 4.50	0.	0.0	0.	0.	0.0	0.1	0.2	0.1	0.0	0.0	0.0	0.	0.	0.	0.	0.	0.		0.	6.1	83.3
4.50- 5.00	0.	0.	0.	0.	0.	0.0	0.1	0.1	0.0	0.0	0.0	0.0	0.	0.	0.	0.	0.		0.	(3498)	(47972)
5.00- 5.50	0.	0.	0.	0.	0.	0.	0.0	0.1	0.0	0.0	0.0	0.	0.	0.	0.	0.	0.		0.	4.0	87.4
5.50- 6.00	0.	0.	0.	0.	0.	0.	0.0	0.0	0.0	0.0	0.0	0.0	0.	0.	0.	0.	0.		0.	(2324)	(50296)
6.00- 6.50	0.	0.	0.	0.	0.	0.	0.	0.0	0.0	0.0	0.0	0.	0.	0.	0.	0.	0.		0.	5.8	93.1
6.50- 7.00	0.	0.	0.	0.	0.	0.	0.0	0.0	0.0	0.0	0.0	0.0	0.	0.	0.	0.	0.		0.	(3325)	(53621)
7.00- 8.00	0.	0.	0.	0.	0.	0.	0.	0.	0.0	0.	0.	0.	0.	0.	0.	0.	0.		0.	3.3	96.5
8.00- 9.00	0.	0.	0.	0.	0.	0.	0.	0.	0.	0.	0.	0.	0.	0.	0.	0.	0.		0.	(1928)	(55549)
9.00-10.00	0.	0.	0.	0.	0.	0.	0.	0.	0.	0.	0.	0.	0.	0.	0.	0.	0.		0.	1.7	98.2
10.00-11.00	0.	0.	0.	0.	0.	0.	0.	0.	0.	0.	0.	0.	0.	0.	0.	0.	0.		0.	(978)	(56527)
11.00-12.00	0.	0.	0.	0.	0.	0.	0.	0.	0.	0.	0.	0.	0.	0.	0.	0.	0.		0.	0.9	99.1
12.00-	0.	0.	0.	0.	0.	0.	0.	0.	0.	0.	0.	0.	0.	0.	0.	0.	0.		0.	(507)	(57034)
																			0.	0.4	99.5
																				(259)	(57293)
																			0.	0.3	99.8
																				(149)	(57442)
																			0.	0.1	99.9
																				(64)	(57506)
																			0.	0.1	100.0
																				(47)	(57553)
																			0.	0.0	100.0
																				(15)	(57568)
																			0.	0.0	100.0
																				(8)	(57576)
																			0.	0.0	100.0
																				(2)	(57578)
																			0.	0.	100.0
																				(0)	(57578)
																			0.	0.	100.0
																				(0)	(57578)
																			0.	0.	100.0
																				(0)	(57578)
																			0.	0.	100.0
																				(0)	(57578)
																			0.	0.	100.0
																				(0)	(57578)
TOTAL	17.6	8.5	19.5	25.7	17.8	7.5	2.3	0.7	0.3	0.1	0.0	0.0	0.	0.	0.	0.	0.		0.	100.0	100.0
	10158	4918	11234	14771	10222	4318	1327	388	149	68	19	6	0	0	0	0	0		0	57578	57578
MICHO	17.6	26.2	45.7	71.3	89.1	96.6	98.9	99.6	99.8	100.0	100.0	100.0	100.0	100.0	100.0	100.0	100.0		100.0	100.0	100.0
	10158	15076	26310	41081	51303	55621	56948	57336	57485	57553	57572	57578	57578	57578	57578	57578	57578		57578	57578	57578

付表－2.32 a　紋別港　波高・周期別度数分布表（冬季）

MONBETSU　KISYU　USW　KI　HYO　74- 84　12- 2　SOSUU BUNPU HYO　H3　T3

H \ T	SEION	3- 4	4- 5	5- 6	6- 7	7- 8	8- 9	9-10	10-11	11-12	12-13	13-14	14-15	15-16	16-17	17-18	18-19	19-	TOTAL	MICHO
SEION	526	0	0	0	0	0	0	0	0	0	0	0	0	0	0	0	0	0	526	526
																			(79)	(79)
0.25- 0.50	21	50	61	61	50	33	35	17	11	1	0	2	2	0	0	0	0	0	344	870
																			(51)	(130)
0.50- 0.75	23	121	173	236	204	180	139	85	64	31	14	5	3	2	0	0	0	0	1280	2150
																			(191)	(321)
0.75- 1.00	0	37	108	158	138	128	109	88	30	15	8	7	3	0	0	0	0	0	829	2979
																			(124)	(445)
1.00- 1.25	0	8	131	267	211	145	169	112	52	20	6	0	5	3	0	0	0	0	1109	4088
																			(166)	(611)
1.25- 1.50	0	1	34	113	122	84	90	67	35	7	5	4	0	0	0	0	0	0	562	4650
																			(84)	(695)
1.50- 1.75	0	0	16	102	132	116	90	92	57	18	4	4	0	1	0	0	0	0	632	5282
																			(94)	(789)
1.75- 2.00	0	0	2	33	99	65	47	55	31	17	4	2	0	0	0	0	0	0	355	5637
																			(53)	(842)
2.00- 2.50	0	0	1	23	95	92	84	87	70	29	9	8	0	0	0	0	0	0	498	6135
																			(74)	(916)
2.50- 3.00	0	0	0	0	18	55	52	59	35	25	6	0	2	0	0	0	0	0	252	6387
																			(38)	(954)
3.00- 3.50	0	0	0	0	4	17	31	43	14	13	8	0	0	0	0	0	0	0	130	6517
																			(19)	(974)
3.50- 4.00	0	0	0	0	0	5	24	25	21	16	6	0	0	0	0	0	0	0	97	6614
																			(14)	(988)
4.00- 4.50	0	0	0	0	0	2	14	20	2	6	2	0	0	0	0	0	0	0	46	6660
																			(7)	(995)
4.50- 5.00	0	0	0	0	0	0	1	5	3	4	0	0	0	0	0	0	0	0	13	6673
																			(2)	(997)
5.00- 5.50	0	0	0	0	0	0	0	6	4	3	2	0	0	0	0	0	0	0	15	6688
																			(2)	(999)
5.50- 6.00	0	0	0	0	0	0	0	1	1	2	0	0	0	0	0	0	0	0	4	6692
																			(1)	(1000)
6.00- 6.50	0	0	0	0	0	0	0	0	2	0	0	0	0	0	0	0	0	0	2	6694
																			(0)	(1000)
6.50- 7.00	0	0	0	0	0	0	0	0	0	0	0	0	0	0	0	0	0	0	0	6694
																			(0)	(1000)
7.00- 8.00	0	0	0	0	0	0	0	0	0	0	0	0	0	0	0	0	0	0	0	6694
																			(0)	(1000)
8.00- 9.00	0	0	0	0	0	0	0	0	0	0	0	0	0	0	0	0	0	0	0	6694
																			(0)	(1000)
9.00-10.00	0	0	0	0	0	0	0	0	0	0	0	0	0	0	0	0	0	0	0	6694
																			(0)	(1000)
10.00-11.00	0	0	0	0	0	0	0	0	0	0	0	0	0	0	0	0	0	0	0	6694
																			(0)	(1000)
11.00-12.00	0	0	0	0	0	0	0	0	0	0	0	0	0	0	0	0	0	0	0	6694
																			(0)	(1000)
12.00-	0	0	0	0	0	0	0	0	0	0	0	0	0	0	0	0	0	0	0	6694
																			(0)	(1000)
TOTAL	570	217	506	993	1073	922	885	762	432	207	74	32	15	6	0	0	0	0	6694	6694
(0.1%)	(85)	(32)	(76)	(148)	(160)	(138)	(132)	(114)	(65)	(31)	(11)	(5)	(2)	(1)	(0)	(0)	(0)	(0)	(1000)	(1000)
MICHO	570	787	1293	2286	3359	4281	5166	5928	6360	6567	6641	6673	6688	6694	6694	6694	6694	6694	6694	6694
(0.1%)	(85)	(118)	(193)	(341)	(502)	(640)	(772)	(886)	(950)	(981)	(992)	(997)	(999)	(1000)	(1000)	(1000)	(1000)	(1000)	(1000)	(1000)

付表－2.32 b　紋別港　波高・周期別度数分布表（春季）

MONBETSU　KISYU　USW　KI　HYO　75- 84　3- 5　SOSUU BUNPU HYO　H3　T3

H \ T	SEION	3- 4	4- 5	5- 6	6- 7	7- 8	8- 9	9-10	10-11	11-12	12-13	13-14	14-15	15-16	16-17	17-18	18-19	19-	TOTAL	MICHO
SEION	2146	0	0	0	0	0	0	0	0	0	0	0	0	0	0	0	0	0	2146	2146
																			(325)	(325)
0.25- 0.50	77	229	234	117	68	51	24	21	12	10	6	0	0	0	0	0	0	0	849	2995
																			(129)	(454)
0.50- 0.75	68	361	457	319	176	89	68	31	28	12	8	1	0	0	0	0	0	0	1618	4613
																			(245)	(699)
0.75- 1.00	0	86	179	165	102	35	23	6	9	7	5	0	0	0	0	0	0	0	617	5230
																			(93)	(793)
1.00- 1.25	1	37	153	168	104	47	25	9	5	6	10	0	0	0	0	0	0	0	565	5795
																			(86)	(878)
1.25- 1.50	0	1	56	76	65	37	12	7	0	1	0	0	0	0	0	0	0	0	255	6050
																			(39)	(917)
1.50- 1.75	0	0	14	57	60	25	45	19	2	0	1	0	0	0	0	0	0	0	223	6273
																			(34)	(951)
1.75- 2.00	0	0	1	17	27	21	16	6	3	1	2	1	0	0	0	0	0	0	95	6368
																			(14)	(965)
2.00- 2.50	0	0	0	10	51	20	24	15	7	2	9	0	0	0	0	0	0	0	138	6506
																			(21)	(986)
2.50- 3.00	0	0	0	0	8	10	8	10	1	2	4	0	0	0	0	0	0	0	43	6549
																			(7)	(992)
3.00- 3.50	0	0	0	0	2	4	13	6	0	0	5	0	0	0	0	0	0	0	30	6579
																			(5)	(997)
3.50- 4.00	0	0	0	0	0	5	6	0	0	0	1	0	0	0	0	0	0	0	12	6591
																			(2)	(999)
4.00- 4.50	0	0	0	0	0	0	7	1	0	0	0	0	0	0	0	0	0	0	8	6599
																			(1)	(1000)
4.50- 5.00	0	0	0	0	0	0	0	0	0	0	0	0	0	0	0	0	0	0	0	6599
																			(0)	(1000)
5.00- 5.50	0	0	0	0	0	0	0	0	0	0	0	0	0	0	0	0	0	0	0	6599
																			(0)	(1000)
5.50- 6.00	0	0	0	0	0	0	0	0	0	0	0	0	0	0	0	0	0	0	0	6599
																			(0)	(1000)
6.00- 6.50	0	0	0	0	0	0	0	0	0	0	0	0	0	0	0	0	0	0	0	6599
																			(0)	(1000)
6.50- 7.00	0	0	0	0	0	0	0	0	0	0	0	0	0	0	0	0	0	0	0	6599
																			(0)	(1000)
7.00- 8.00	0	0	0	0	0	0	0	0	0	0	0	0	0	0	0	0	0	0	0	6599
																			(0)	(1000)
8.00- 9.00	0	0	0	0	0	0	0	0	0	0	0	0	0	0	0	0	0	0	0	6599
																			(0)	(1000)
9.00-10.00	0	0	0	0	0	0	0	0	0	0	0	0	0	0	0	0	0	0	0	6599
																			(0)	(1000)
10.00-11.00	0	0	0	0	0	0	0	0	0	0	0	0	0	0	0	0	0	0	0	6599
																			(0)	(1000)
11.00-12.00	0	0	0	0	0	0	0	0	0	0	0	0	0	0	0	0	0	0	0	6599
																			(0)	(1000)
12.00-	0	0	0	0	0	0	0	0	0	0	0	0	0	0	0	0	0	0	0	6599
																			(0)	(1000)
TOTAL	2292	714	1094	929	663	344	271	131	67	41	51	2	0	0	0	0	0	0	6599	6599
(0.1%)	(347)	(108)	(166)	(141)	(100)	(52)	(41)	(20)	(10)	(6)	(8)	(0)	(0)	(0)	(0)	(0)	(0)	(0)	(1000)	(1000)
MICHO	2292	3006	4100	5029	5692	6036	6307	6438	6505	6546	6597	6599	6599	6599	6599	6599	6599	6599	6599	6599
(0.1%)	(347)	(456)	(621)	(762)	(863)	(915)	(956)	(976)	(986)	(992)	(1000)	(1000)	(1000)	(1000)	(1000)	(1000)	(1000)	(1000)	(1000)	(1000)

付表－2.32 c　紋別港　波高・周期別度数分布表（夏季）

KONBETSU　　KISYU　USW　KI　HYO　75- 84　6- 8　DOSUU BUNPU HYO　H3 T3

H \ T	SEION	3- 4	4- 5	5- 6	6- 7	7- 8	8- 9	9-10	10-11	11-12	12-13	13-14	14-15	15-16	16-17	17-18	18-19	19-	TOTAL	MICHO
SEION	3090	0	0	0	0	0	0	0	0	0	0	0	0	0	0	0	0	0	3090	3090
																			(354)	(354)
0.25- 0.50	15	146	446	341	175	86	24	12	4	9	2	0	0	0	0	0	0	0	1242	4332
																			(145)	(499)
0.50- 0.75	8	197	913	643	405	216	58	20	4	1	0	0	0	0	0	0	0	0	2465	6817
																			(283)	(781)
0.75- 1.00	0	21	262	257	184	91	19	14	3	0	0	0	0	0	0	0	0	0	851	7668
																			(98)	(879)
1.00- 1.25	0	3	155	257	166	63	18	4	6	0	0	0	0	0	0	0	0	0	672	8340
																			(77)	(956)
1.25- 1.50	0	0	18	61	68	21	2	2	0	0	0	0	0	0	0	0	0	0	172	8512
																			(20)	(976)
1.50- 1.75	0	0	3	32	40	32	9	0	0	0	0	0	0	0	0	0	0	0	116	8628
																			(13)	(989)
1.75- 2.00	0	0	0	4	12	9	8	1	0	0	0	0	0	0	0	0	0	0	34	8662
																			(4)	(993)
2.00- 2.50	0	0	0	2	12	12	10	2	0	0	0	0	0	0	0	0	0	0	38	8700
																			(4)	(997)
2.50- 3.00	0	0	0	0	3	11	5	2	0	0	0	0	0	0	0	0	0	0	21	8721
																			(2)	(1000)
3.00- 3.50	0	0	0	0	1	3	0	0	0	0	0	0	0	0	0	0	0	0	4	8725
																			(0)	(1000)
3.50- 4.00	0	0	0	0	0	0	0	0	0	0	0	0	0	0	0	0	0	0	0	8725
																			(0)	(1000)
4.00- 4.50	0	0	0	0	0	0	0	0	0	0	0	0	0	0	0	0	0	0	0	8725
																			(0)	(1000)
4.50- 5.00	0	0	0	0	0	0	0	0	0	0	0	0	0	0	0	0	0	0	0	8725
																			(0)	(1000)
5.00- 5.50	0	0	0	0	0	0	0	0	0	0	0	0	0	0	0	0	0	0	0	8725
																			(0)	(1000)
5.50- 6.00	0	0	0	0	0	0	0	0	0	0	0	0	0	0	0	0	0	0	0	8725
																			(0)	(1000)
6.00- 6.50	0	0	0	0	0	0	0	0	0	0	0	0	0	0	0	0	0	0	0	8725
																			(0)	(1000)
6.50- 7.00	0	0	0	0	0	0	0	0	0	0	0	0	0	0	0	0	0	0	0	8725
																			(0)	(1000)
7.00- 8.00	0	0	0	0	0	0	0	0	0	0	0	0	0	0	0	0	0	0	0	8725
																			(0)	(1000)
8.00- 9.00	0	0	0	0	0	0	0	0	0	0	0	0	0	0	0	0	0	0	0	8725
																			(0)	(1000)
9.00-10.00	0	0	0	0	0	0	0	0	0	0	0	0	0	0	0	0	0	0	0	8725
																			(0)	(1000)
10.00-11.00	0	0	0	0	0	0	0	0	0	0	0	0	0	0	0	0	0	0	0	8725
																			(0)	(1000)
11.00-12.00	0	0	0	0	0	0	0	0	0	0	0	0	0	0	0	0	0	0	0	8725
																			(0)	(1000)
12.00-	0	0	0	0	0	0	0	0	0	0	0	0	0	0	0	0	0	0	0	8725
																			(0)	(1000)
TOTAL	3113	367	1797	1597	1066	544	153	57	19	10	2	0	0	0	0	0	0	0	8725	8725
(0.1%)	(357)	(42)	(206)	(183)	(122)	(62)	(18)	(7)	(2)	(1)	(0)	(0)	(0)	(0)	(0)	(0)	(0)	(0)	(1000)	(1000)
MICHO	3113	3480	5277	6874	7940	8484	8637	8694	8713	8723	8725	8725	8725	8725	8725	8725	8725	8725	8725	8725
(0.1%)	(357)	(399)	(605)	(788)	(910)	(972)	(990)	(996)	(999)	(1000)	(1000)	(1000)	(1000)	(1000)	(1000)	(1000)	(1000)	(1000)	(1000)	(1000)

付表－2.32 d　紋別港　波高・周期別度数分布表（秋季）

KONBETSU　　KISYU　USW　KI　HYO　75- 84　9- 11　DOSUU BUNPU HYO　H3 T3

H \ T	SEION	3- 4	4- 5	5- 6	6- 7	7- 8	8- 9	9-10	10-11	11-12	12-13	13-14	14-15	15-16	16-17	17-18	18-19	19-	TOTAL	MICHO
SEION	743	6	16	7	1	0	0	0	0	0	0	0	0	0	0	0	0	0	773	773
																			(78)	(78)
0.25- 0.50	7	80	166	202	150	111	76	27	19	5	1	0	0	0	0	0	0	0	844	1617
																			(85)	(162)
0.50- 0.75	6	173	401	559	487	446	345	144	61	24	16	5	2	0	0	0	0	0	2669	4286
																			(268)	(430)
0.75- 1.00	0	44	251	310	273	252	206	130	57	23	10	2	0	0	0	0	0	0	1558	5844
																			(156)	(587)
1.00- 1.25	0	16	179	397	287	279	214	146	64	18	4	1	0	0	0	0	0	0	1605	7449
																			(161)	(748)
1.25- 1.50	0	0	54	145	136	124	87	76	53	15	3	0	0	0	0	0	0	0	693	8142
																			(70)	(817)
1.50- 1.75	0	0	8	105	128	87	71	72	64	35	7	1	1	0	0	0	0	0	579	8721
																			(58)	(875)
1.75- 2.00	0	0	3	36	64	50	50	34	29	13	5	1	0	0	0	0	0	0	285	9006
																			(29)	(904)
2.00- 2.50	0	0	0	10	81	91	88	77	61	28	4	1	0	0	0	0	0	0	441	9447
																			(44)	(948)
2.50- 3.00	0	0	0	2	16	51	54	48	42	22	2	0	0	0	0	0	0	0	237	9684
																			(24)	(972)
3.00- 3.50	0	0	0	0	4	11	30	21	26	21	8	3	0	0	0	0	0	0	124	9808
																			(12)	(985)
3.50- 4.00	0	0	0	0	1	4	10	16	10	22	7	3	0	0	0	0	0	0	73	9881
																			(7)	(992)
4.00- 4.50	0	0	0	0	0	0	9	8	11	7	4	0	0	0	0	0	0	0	39	9920
																			(4)	(996)
4.50- 5.00	0	0	0	0	0	0	3	7	5	2	2	0	0	0	0	0	0	0	19	9939
																			(2)	(998)
5.00- 5.50	0	0	0	0	0	0	2	2	3	3	4	0	0	0	0	0	0	0	14	9953
																			(1)	(999)
5.50- 6.00	0	0	0	0	0	0	0	0	1	4	0	0	0	0	0	0	0	0	5	9958
																			(1)	(1000)
6.00- 6.50	0	0	0	0	0	0	0	0	0	0	0	1	1	0	0	0	0	0	2	9960
																			(0)	(1000)
6.50- 7.00	0	0	0	0	0	0	0	0	0	0	0	0	0	0	0	0	0	0	0	9960
																			(0)	(1000)
7.00- 8.00	0	0	0	0	0	0	0	0	0	0	1	1	0	0	0	0	0	0	2	9962
																			(0)	(1000)
8.00- 9.00	0	0	0	0	0	0	0	0	0	0	0	0	0	0	0	0	0	0	0	9962
																			(0)	(1000)
9.00-10.00	0	0	0	0	0	0	0	0	0	0	0	0	0	0	0	0	0	0	0	9962
																			(0)	(1000)
10.00-11.00	0	0	0	0	0	0	0	0	0	0	0	0	0	0	0	0	0	0	0	9962
																			(0)	(1000)
11.00-12.00	0	0	0	0	0	0	0	0	0	0	0	0	0	0	0	0	0	0	0	9962
																			(0)	(1000)
12.00-	0	0	0	0	0	0	0	0	0	0	0	0	0	0	0	0	0	0	0	9962
																			(0)	(1000)
TOTAL	756	319	1078	1773	1628	1506	1245	808	506	242	78	19	4	0	0	0	0	0	9962	9962
(0.1%)	(76)	(32)	(108)	(178)	(163)	(151)	(125)	(81)	(51)	(24)	(8)	(2)	(0)	(0)	(0)	(0)	(0)	(0)	(1000)	(1000)
MICHO	756	1075	2153	3926	5554	7060	8305	9113	9619	9861	9939	9958	9962	9962	9962	9962	9962	9962	9962	9962
(0.1%)	(76)	(108)	(216)	(394)	(558)	(709)	(834)	(915)	(966)	(990)	(998)	(1000)	(1000)	(1000)	(1000)	(1000)	(1000)	(1000)	(1000)	(1000)

付表－2.32 e　紋別港　波高・周期別度数分布表（通年）

MONBETSU　　NEN HYO　　75- 1 - 84- 12　　SOSUU BUNPU HYO

H \ T	SEION	3- 4	4- 5	5- 6	6- 7	KISYU 7- 8	USW 8- 9	9-10	10-11	11-12	12-13	13-14	14-15	15-16	16-17	17-18	18-19	19-	N3 / TOTAL	T3 / MICHO
SEION	6535	6	16	7	1	0	0	0	0	0	0	0	0	0	0	0	0	0	6535	6535
																			(202)	(202)
0.25- 0.50	120	506	913	735	456	290	161	77	48	25	9	2	2	0	0	0	0	0	3344	9879
																			(103)	(305)
0.50- 0.75	105	855	1959	1768	1284	950	614	280	157	68	38	11	5	2	0	0	0	0	8096	17975
																			(250)	(556)
0.75- 1.00	0	190	809	897	705	524	363	239	99	45	23	9	3	0	0	0	0	0	3906	21881
																			(121)	(676)
1.00- 1.25	1	64	603	1094	773	547	433	282	127	44	20	1	5	3	0	0	0	0	3997	25878
																			(124)	(800)
1.25- 1.50	0	2	163	406	394	278	200	161	88	23	8	4	0	0	0	0	0	0	1727	27605
																			(53)	(853)
1.50- 1.75	0	0	44	307	374	269	224	188	123	53	12	5	1	1	0	0	0	0	1601	29206
																			(49)	(903)
1.75- 2.00	0	0	6	93	211	156	123	97	63	31	11	4	0	0	0	0	0	0	795	30001
																			(25)	(927)
2.00- 2.50	0	0	1	46	256	224	208	181	138	59	22	9	0	0	0	0	0	0	1146	31147
																			(35)	(963)
2.50- 3.00	0	0	0	2	47	132	123	119	78	49	12	0	2	0	0	0	0	0	564	31711
																			(17)	(980)
3.00- 3.50	0	0	0	0	11	37	74	70	40	34	21	3	0	0	0	0	0	0	290	32001
																			(9)	(989)
3.50- 4.00	0	0	0	0	1	14	40	41	31	38	14	3	0	0	0	0	0	0	182	32183
																			(6)	(995)
4.00- 4.50	0	0	0	0	0	2	30	29	13	13	6	0	0	0	0	0	0	0	93	32276
																			(3)	(998)
4.50- 5.00	0	0	0	0	0	0	4	12	8	6	2	0	0	0	0	0	0	0	32	32308
																			(1)	(999)
5.00- 5.50	0	0	0	0	0	0	2	8	7	6	6	0	0	0	0	0	0	0	29	32337
																			(1)	(1000)
5.50- 6.00	0	0	0	0	0	0	0	1	2	6	0	0	0	0	0	0	0	0	9	32346
																			(0)	(1000)
6.00- 6.50	0	0	0	0	0	0	0	0	2	0	0	1	1	0	0	0	0	0	4	32350
																			(0)	(1000)
6.50- 7.00	0	0	0	0	0	0	0	0	0	0	0	0	0	0	0	0	0	0	0	32350
																			(0)	(1000)
7.00- 8.00	0	0	0	0	0	0	0	0	0	0	1	1	0	0	0	0	0	0	2	32352
																			(0)	(1000)
8.00- 9.00	0	0	0	0	0	0	0	0	0	0	0	0	0	0	0	0	0	0	0	32352
																			(0)	(1000)
9.00-10.00	0	0	0	0	0	0	0	0	0	0	0	0	0	0	0	0	0	0	0	32352
																			(0)	(1000)
10.00-11.00	0	0	0	0	0	0	0	0	0	0	0	0	0	0	0	0	0	0	0	32352
																			(0)	(1000)
11.00-12.00	0	0	0	0	0	0	0	0	0	0	0	0	0	0	0	0	0	0	0	32352
																			(0)	(1000)
12.00-	0	0	0	0	0	0	0	0	0	0	0	0	0	0	0	0	0	0	0	32352
																			(0)	(1000)
TOTAL	6731	1623	4514	5357	4513	3423	2599	1785	1024	500	205	53	19	6	0	0	0	0	32352	32352
(0.1%)	(208)	(50)	(140)	(166)	(139)	(106)	(80)	(55)	(32)	(15)	(6)	(2)	(1)	(0)	(0)	(0)	(0)	(0)	(1000)	(1000)
MICHO	6731	8354	12868	18225	22738	26161	28760	30545	31569	32069	32274	32327	32346	32352	32352	32352	32352	32352	32352	32352
(0.1%)	(208)	(258)	(398)	(563)	(703)	(809)	(889)	(944)	(976)	(991)	(998)	(999)	(1000)	(1000)	(1000)	(1000)	(1000)	(1000)	(1000)	(1000)

付表－2.32 f　紋別港　波高・周期別出現率表（通年）

MONBETSU　　NEN HYO　　75- 1 - 84- 12　　RITU BUNPU HYO

H \ T	SEION	3- 4	4- 5	5- 6	6- 7	KISYU 7- 8	USW 8- 9	9-10	10-11	11-12	12-13	13-14	14-15	15-16	16-17	17-18	18-19	19-	N3 / TOTAL	T3 / MICHO
SEION	20.1	0.0	0.0	0.0	0.0	0.	0.	0.	0.	0.	0.	0.	0.	0.	0.	0.	0.	0.	20.2	20.2
																			(6535)	(6535)
0.25- 0.50	0.4	1.6	2.8	2.3	1.4	0.9	0.5	0.2	0.1	0.1	0.0	0.0	0.0	0.	0.	0.	0.	0.	10.3	30.5
																			(3344)	(9879)
0.50- 0.75	0.3	2.6	6.1	5.5	4.0	2.9	1.9	0.9	0.5	0.2	0.1	0.0	0.0	0.0	0.	0.	0.	0.	25.0	55.6
																			(8096)	(17975)
0.75- 1.00	0.	0.6	2.5	2.8	2.2	1.6	1.1	0.7	0.3	0.1	0.1	0.0	0.0	0.	0.	0.	0.	0.	12.1	67.6
																			(3906)	(21881)
1.00- 1.25	0.0	0.2	1.9	3.4	2.4	1.7	1.3	0.9	0.4	0.1	0.1	0.0	0.0	0.0	0.	0.	0.	0.	12.4	80.0
																			(3997)	(25878)
1.25- 1.50	0.	0.0	0.5	1.3	1.2	0.9	0.6	0.5	0.3	0.1	0.0	0.0	0.	0.	0.	0.	0.	0.	5.3	85.3
																			(1727)	(27605)
1.50- 1.75	0.	0.	0.1	0.9	1.2	0.8	0.7	0.6	0.4	0.2	0.0	0.0	0.0	0.0	0.	0.	0.	0.	4.9	90.3
																			(1601)	(29206)
1.75- 2.00	0.	0.	0.0	0.3	0.7	0.5	0.4	0.3	0.2	0.1	0.0	0.0	0.	0.	0.	0.	0.	0.	2.5	92.7
																			(795)	(30001)
2.00- 2.50	0.	0.	0.0	0.1	0.8	0.7	0.6	0.6	0.4	0.2	0.1	0.0	0.	0.	0.	0.	0.	0.	3.5	96.3
																			(1146)	(31147)
2.50- 3.00	0.	0.	0.	0.0	0.1	0.4	0.4	0.4	0.2	0.2	0.0	0.	0.0	0.	0.	0.	0.	0.	1.7	98.0
																			(564)	(31711)
3.00- 3.50	0.	0.	0.	0.	0.0	0.1	0.2	0.2	0.1	0.1	0.1	0.0	0.	0.	0.	0.	0.	0.	0.9	98.9
																			(290)	(32001)
3.50- 4.00	0.	0.	0.	0.	0.0	0.0	0.1	0.1	0.1	0.1	0.0	0.0	0.	0.	0.	0.	0.	0.	0.6	99.5
																			(182)	(32183)
4.00- 4.50	0.	0.	0.	0.	0.	0.0	0.1	0.1	0.0	0.0	0.0	0.	0.	0.	0.	0.	0.	0.	0.3	99.8
																			(93)	(32276)
4.50- 5.00	0.	0.	0.	0.	0.	0.	0.0	0.0	0.0	0.0	0.0	0.	0.	0.	0.	0.	0.	0.	0.1	99.9
																			(32)	(32308)
5.00- 5.50	0.	0.	0.	0.	0.	0.	0.0	0.0	0.0	0.0	0.0	0.	0.	0.	0.	0.	0.	0.	0.1	100.0
																			(29)	(32337)
5.50- 6.00	0.	0.	0.	0.	0.	0.	0.	0.0	0.0	0.0	0.	0.	0.	0.	0.	0.	0.	0.	0.0	100.0
																			(9)	(32346)
6.00- 6.50	0.	0.	0.	0.	0.	0.	0.	0.	0.0	0.	0.	0.0	0.0	0.	0.	0.	0.	0.	0.0	100.0
																			(4)	(32350)
6.50- 7.00	0.	0.	0.	0.	0.	0.	0.	0.	0.	0.	0.	0.	0.	0.	0.	0.	0.	0.	0.	100.0
																			(0)	(32350)
7.00- 8.00	0.	0.	0.	0.	0.	0.	0.	0.	0.	0.	0.	0.0	0.0	0.	0.	0.	0.	0.	0.0	100.0
																			(2)	(32352)
8.00- 9.00	0.	0.	0.	0.	0.	0.	0.	0.	0.	0.	0.	0.	0.	0.	0.	0.	0.	0.	0.	100.0
																			(0)	(32352)
9.00-10.00	0.	0.	0.	0.	0.	0.	0.	0.	0.	0.	0.	0.	0.	0.	0.	0.	0.	0.	0.	100.0
																			(0)	(32352)
10.00-11.00	0.	0.	0.	0.	0.	0.	0.	0.	0.	0.	0.	0.	0.	0.	0.	0.	0.	0.	0.	100.0
																			(0)	(32352)
11.00-12.00	0.	0.	0.	0.	0.	0.	0.	0.	0.	0.	0.	0.	0.	0.	0.	0.	0.	0.	0.	100.0
																			(0)	(32352)
12.00-	0.	0.	0.	0.	0.	0.	0.	0.	0.	0.	0.	0.	0.	0.	0.	0.	0.	0.	0.	100.0
																			(0)	(32352)
TOTAL	20.8	5.0	14.0	16.6	13.9	10.6	8.0	5.5	3.2	1.5	0.6	0.2	0.1	0.0	0.	0.	0.	0.	100.0	100.0
	6731	1623	4514	5357	4513	3423	2599	1785	1024	500	205	53	19	6	0	0	0	0	32352	32352
MICHO	20.8	25.8	39.8	56.3	70.3	80.9	88.9	94.4	97.6	99.1	99.8	99.9	100.0	100.0	100.0	100.0	100.0	100.0	100.0	100.0
	6731	8354	12868	18225	22738	26161	28760	30545	31569	32069	32274	32327	32346	32352	32352	32352	32352	32352	32352	32352

付表－2.33 a　中城湾　波高・周期別度数分布表（冬季）

HAKAGUSUKU　　KISYU　USU　KI　HYO　　73- 84　'12- 2　　DOSUU BUNPU HYO

H T SEION	3- 4	4- 5	5- 6	6- 7	7- 8	8- 9	9-10	10-11	11-12	12-13	13-14	14-15	15-16	16-17	17-18	18-19	19-	K3 T3 TOTAL	KICHO
SEION	10	0	0	0	0	0	0	0	0	0	0	0	0	0	0	0	0	10	10
0.25- 0.50	0	2	59	177	278	138	49	14	2	1	0	0	0	0	0	0	0	(1)	(1)
0.50- 0.75	0	1	88	585	1015	927	278	90	10	5	0	0	0	0	0	0	0	720	730
0.75- 1.00	0	0	42	451	973	823	401	87	17	1	0	0	0	0	0	0	0	(75)	(76)
1.00- 1.25	0	0	12	206	534	449	213	76	6	0	0	0	0	0	0	0	0	2999	3729
1.25- 1.50	0	0	7	107	307	248	92	48	13	1	0	0	0	0	0	0	0	(313)	(389)
1.50- 1.75	0	0	0	60	127	87	57	21	23	2	0	0	0	0	0	0	0	2795	6524
1.75- 2.00	0	0	0	13	49	48	23	11	4	0	0	0	0	0	0	0	0	(292)	(681)
2.00- 2.50	0	1	1	0	18	63	62	24	3	0	0	0	0	0	0	0	0	1496	8020
2.50- 3.00	1	0	1	0	2	11	5	5	1	0	0	0	0	0	0	0	0	(156)	(837)
3.00- 3.50	0	1	1	0	0	3	2	2	0	0	0	0	0	0	0	0	0	823	8843
3.50- 4.00	0	0	0	0	0	2	0	1	0	0	0	0	0	0	0	0	0	(86)	(923)
4.00- 4.50	0	0	0	0	0	0	2	3	0	0	0	0	0	0	0	0	0	377	9220
4.50- 5.00	0	0	0	0	0	0	0	1	0	0	0	0	0	0	0	0	0	(39)	(962)
5.00- 5.50	0	0	0	0	0	0	0	0	0	0	0	0	0	0	0	0	0	148	9368
5.50- 6.00	0	0	0	0	0	0	0	0	0	0	0	0	0	0	0	0	0	(15)	(977)
6.00- 6.50	0	0	0	0	0	0	0	0	0	0	0	0	0	0	0	0	0	172	9540
6.50- 7.00	0	0	0	0	0	0	0	0	0	0	0	0	0	0	0	0	0	(18)	(995)
7.00- 8.00	0	0	0	0	0	0	0	0	0	0	0	0	0	0	0	0	0	26	9566
8.00- 9.00	0	0	0	0	0	0	0	0	0	0	0	0	0	0	0	0	0	(3)	(998)
9.00-10.00	0	0	0	0	0	0	0	0	0	0	0	0	0	0	0	0	0	9	9575
10.00-11.00	0	0	0	0	0	0	0	0	0	0	0	0	0	0	0	0	0	(1)	(999)
11.00-12.00	0	0	0	0	0	0	0	0	0	0	0	0	0	0	0	0	0	3	9578
12.00-	0	0	0	0	0	0	0	0	0	0	0	0	0	0	0	0	0	(0)	(999)
																		5	9583
																		(1)	(1000)
																		1	9584
																		(0)	(1000)
																		0	9584
																		(0)	(1000)
																		0	9584
																		(0)	(1000)
																		0	9584
																		(0)	(1000)
																		0	9584
																		(0)	(1000)
																		0	9584
																		(0)	(1000)
																		0	9584
																		(0)	(1000)
																		0	9584
																		(0)	(1000)
																		0	9584
																		(0)	(1000)
																		0	9584
																		(0)	(1000)
																		0	9584
																		(0)	(1000)
																		0	9584
																		(0)	(1000)
																		0	9584
																		(0)	(1000)
																		0	9584
																		(0)	(1000)
TOTAL	11	5	211	1599	3303	2799	1184	383	79	10	0	0	0	0	0	0	0	0	9584	9584
(0.1%)	(1)	(1)	(22)	(167)	(345)	(292)	(124)	(40)	(8)	(1)	(0)	(0)	(0)	(0)	(0)	(0)	(0)	(0)	(1000)	(1000)
KICHO	11	16	227	1826	5129	7928	9112	9495	9574	9584	9584	9584	9584	9584	9584	9584	9584	9584	9584	9584
(0.1%)	(1)	(2)	(24)	(191)	(535)	(827)	(951)	(991)	(999)	(1000)	(1000)	(1000)	(1000)	(1000)	(1000)	(1000)	(1000)	(1000)	(1000)	(1000)

付表－2.33 b　中城湾　波高・周期別度数分布表（春季）

HAKAGUSUKU　　KISYU　USU　KI　HYO　　74- 84　3- 5　　DOSUU BUNPU HYO

H T SEION	3- 4	4- 5	5- 6	6- 7	7- 8	8- 9	9-10	10-11	11-12	12-13	13-14	14-15	15-16	16-17	17-18	18-19	19-	K3 T3 TOTAL	KICHO
SEION	0	0	0	0	0	0	0	0	0	0	0	0	0	0	0	0	0	0	0
0.25- 0.50	0	0	6	44	158	121	40	11	1	0	0	0	0	0	0	0	0	(0)	(0)
0.50- 0.75	0	0	49	365	891	1068	661	145	8	2	2	0	0	0	0	0	0	401	401
0.75- 1.00	0	1	62	350	857	973	688	198	17	3	0	0	0	0	0	0	0	(40)	(40)
1.00- 1.25	0	0	11	243	370	386	366	106	21	2	0	1	0	0	0	0	0	3191	3592
1.25- 1.50	0	0	3	112	255	199	125	57	11	8	1	0	0	0	0	0	0	(318)	(358)
1.50- 1.75	0	0	1	33	167	146	49	20	7	2	0	0	0	0	0	0	0	3149	6741
1.75- 2.00	0	1	0	8	86	107	52	13	4	1	0	0	0	0	0	0	0	(314)	(672)
2.00- 2.50	0	0	0	1	40	103	44	20	14	4	2	0	0	0	0	0	0	1504	8245
2.50- 3.00	0	0	0	0	7	32	20	7	8	2	2	0	0	0	0	0	0	(150)	(821)
3.00- 3.50	0	0	0	0	0	5	0	1	4	3	3	1	0	0	0	0	0	771	9016
3.50- 4.00	0	0	0	0	0	0	0	1	0	0	0	0	0	0	0	0	0	(77)	(898)
4.00- 4.50	0	0	0	0	0	0	0	0	0	0	0	0	0	0	0	0	0	425	9441
4.50- 5.00	0	0	0	0	0	0	0	0	0	0	0	0	0	0	0	0	0	(42)	(941)
5.00- 5.50	0	0	0	0	0	0	0	0	0	0	0	0	0	0	0	0	0	272	9713
5.50- 6.00	0	0	0	0	0	0	0	0	0	0	0	0	0	0	0	0	0	(27)	(968)
6.00- 6.50	0	0	0	0	0	0	0	0	0	0	0	0	0	0	0	0	0	228	9941
6.50- 7.00	0	0	0	0	0	0	0	0	0	0	0	0	0	0	0	0	0	(23)	(990)
7.00- 8.00	0	0	0	0	0	0	0	0	0	0	0	0	0	0	0	0	0	78	10019
8.00- 9.00	0	0	0	0	0	0	0	0	0	0	0	0	0	0	0	0	0	(8)	(998)
9.00-10.00	0	0	0	0	0	0	0	0	0	0	0	0	0	0	0	0	0	17	10036
10.00-11.00	0	0	0	0	0	0	0	0	0	0	0	0	0	0	0	0	0	(2)	(1000)
11.00-12.00	0	0	0	0	0	0	0	0	0	0	0	0	0	0	0	0	0	1	10037
12.00-	0	0	0	0	0	0	0	0	0	0	0	0	0	0	0	0	0	(0)	(1000)
																		0	10037
																		(0)	(1000)
																		0	10037
																		(0)	(1000)
																		0	10037
																		(0)	(1000)
																		0	10037
																		(0)	(1000)
																		0	10037
																		(0)	(1000)
																		0	10037
																		(0)	(1000)
																		0	10037
																		(0)	(1000)
																		0	10037
																		(0)	(1000)
																		0	10037
																		(0)	(1000)
																		0	10037
																		(0)	(1000)
																		0	10037
																		(0)	(1000)
																		0	10037
																		(0)	(1000)
																		0	10037
																		(0)	(1000)
																		0	10037
																		(0)	(1000)
TOTAL	0	2	132	1156	2831	3140	2065	577	95	27	10	2	0	0	0	0	0	0	10037	10037
(0.1%)	(0)	(0)	(13)	(115)	(282)	(313)	(206)	(57)	(9)	(3)	(1)	(0)	(0)	(0)	(0)	(0)	(0)	(0)	(1000)	(1000)
KICHO	0	2	134	1290	4121	7261	9326	9903	9998	10025	10035	10037	10037	10037	10037	10037	10037	10037	10037	10037
(0.1%)	(0)	(0)	(13)	(129)	(411)	(723)	(929)	(987)	(996)	(999)	(1000)	(1000)	(1000)	(1000)	(1000)	(1000)	(1000)	(1000)	(1000)	(1000)

付表－2.33 c　中城湾　波高・周期別度数分布表（夏季）

NAKAGUSUKU　KI　HYO　74- 84　6- 8　DOSUU BUNPU HYO

H \ T	SEIOH	3- 4	4- 5	5- 6	6- 7 (KISYU)	7- 8	8- 9 (USW)	9-10	10-11	11-12	12-13	13-14	14-15	15-16	16-17	17-18	18-19	19-	H3 TOTAL	T3 NICHO
SEIOH	30	0	1	2	10	6	1	1	0	0	0	0	0	0	0	0	0	0	51	51
0.25- 0.50	0	11	111	260	478	399	278	73	11	1	0	0	0	0	0	0	0	0	1622	1673
0.50- 0.75	0	8	168	607	948	757	385	141	38	3	0	0	0	0	0	0	0	0	3055	4728
0.75- 1.00	0	1	70	374	579	540	202	91	41	11	2	0	0	0	0	0	0	0	1911	6639
1.00- 1.25	0	2	5	189	389	318	129	61	22	5	1	0	0	0	0	0	0	0	1121	7760
1.25- 1.50	0	0	3	64	232	187	76	30	22	5	1	0	0	0	0	0	0	0	620	8380
1.50- 1.75	0	0	2	26	123	178	78	55	10	7	1	1	0	0	0	0	0	0	481	8861
1.75- 2.00	0	0	3	7	64	105	45	30	21	10	1	0	0	0	0	0	0	0	286	9147
2.00- 2.50	0	0	0	4	39	153	111	45	26	23	7	2	1	0	0	0	0	0	411	9558
2.50- 3.00	0	1	0	0	7	42	83	38	18	19	7	3	0	0	0	0	0	0	238	9796
3.00- 3.50	0	0	0	0	1	17	54	38	17	9	14	2	0	0	0	0	0	0	152	9948
3.50- 4.00	0	0	0	0	0	3	17	19	22	6	8	1	1	0	0	0	0	0	77	10025
4.00- 4.50	0	0	0	0	0	0	5	14	9	14	5	1	0	0	0	0	0	0	48	10073
4.50- 5.00	0	0	0	0	0	0	1	8	10	16	3	1	1	0	0	0	0	0	40	10113
5.00- 5.50	0	0	0	0	0	0	2	5	5	10	8	3	0	0	0	0	0	0	33	10146
5.50- 6.00	0	0	0	0	0	0	0	1	4	1	5	1	1	0	0	0	0	0	13	10159
6.00- 6.50	0	0	0	0	0	0	0	1	8	3	0	0	0	0	0	0	0	0	12	10171
6.50- 7.00	0	0	0	0	0	0	0	0	3	7	0	0	0	0	0	0	0	0	10	10181
7.00- 8.00	0	0	0	0	0	0	0	0	0	4	2	1	0	0	0	0	0	0	7	10188
8.00- 9.00	0	0	0	0	0	0	0	0	0	1	0	0	1	0	0	0	0	0	2	10190
9.00-10.00	0	0	0	0	0	0	0	0	0	0	0	0	0	0	0	0	0	0	0	10190
10.00-11.00	0	0	0	0	0	0	0	0	0	0	0	0	0	0	0	0	0	0	0	10190
11.00-12.00	0	0	0	0	0	0	0	0	0	0	0	0	0	0	0	0	0	0	0	10190
12.00-	0	0	0	0	0	0	0	0	0	0	0	0	0	0	0	0	0	0	0	10190
TOTAL	30	23	363	1533	2870	2725	1467	651	287	155	65	16	5	0	0	0	0	0	10190	10190
(0.1%)	(3)	(2)	(36)	(150)	(282)	(267)	(144)	(64)	(28)	(15)	(6)	(2)	(0)	(0)	(0)	(0)	(0)	(0)	(1000)	(1000)
NICHO	30	53	416	1949	4819	7544	9011	9662	9949	10104	10169	10185	10190	10190	10190	10190	10190	10190	10190	10190
(0.1%)	(3)	(5)	(41)	(191)	(473)	(740)	(884)	(948)	(976)	(992)	(998)	(1000)	(1000)	(1000)	(1000)	(1000)	(1000)	(1000)	(1000)	(1000)

付表－2.33 d　中城湾　波高・周期別度数分布表（秋季）

NAKAGUSUKU　KI　HYO　73- 84　9- 11　DOSUU BUNPU HYO

H \ T	SEIOH	3- 4	4- 5	5- 6	6- 7 (KISYU)	7- 8	8- 9 (USW)	9-10	10-11	11-12	12-13	13-14	14-15	15-16	16-17	17-18	18-19	19-	H3 TOTAL	T3 NICHO
SEIOH	153	0	0	0	1	1	2	0	0	0	0	0	0	0	0	0	0	0	157	157
0.25- 0.50	0	9	48	99	135	125	100	36	2	0	0	0	0	0	0	0	0	0	554	711
0.50- 0.75	3	10	50	186	350	480	309	113	10	5	0	0	0	0	0	0	0	0	1516	2227
0.75- 1.00	1	9	51	194	475	508	331	103	38	6	0	1	0	0	0	0	0	0	1717	3944
1.00- 1.25	0	0	17	127	353	410	273	117	47	29	0	1	0	0	0	0	0	0	1374	5318
1.25- 1.50	0	0	0	62	276	344	182	106	40	31	15	3	0	0	0	0	0	0	1059	6377
1.50- 1.75	0	0	0	19	154	256	161	84	47	26	15	5	0	0	0	0	0	0	767	7144
1.75- 2.00	0	0	0	0	72	140	128	92	35	20	7	9	0	0	0	0	0	0	503	7647
2.00- 2.50	0	0	0	2	36	202	227	108	81	45	17	2	2	0	0	0	0	0	722	8369
2.50- 3.00	0	0	0	0	3	44	78	56	34	35	14	1	0	0	0	0	0	0	265	8634
3.00- 3.50	0	0	0	0	0	6	12	20	17	30	12	4	2	0	0	0	0	0	103	8737
3.50- 4.00	0	0	0	0	0	0	7	15	10	4	8	1	2	0	0	0	0	0	47	8784
4.00- 4.50	0	0	0	0	0	0	1	5	6	5	4	3	0	0	0	0	0	0	24	8808
4.50- 5.00	0	0	0	0	0	0	0	4	2	4	5	2	0	0	0	0	0	0	17	8825
5.00- 5.50	0	0	0	0	0	0	0	1	2	6	1	1	0	0	0	0	0	0	11	8836
5.50- 6.00	0	0	0	0	0	0	0	1	0	5	0	2	0	0	0	0	0	0	8	8844
6.00- 6.50	0	0	0	0	0	0	0	1	3	2	3	1	0	0	0	0	0	0	10	8854
6.50- 7.00	0	0	0	0	0	0	0	0	2	1	0	2	0	0	0	0	0	0	5	8859
7.00- 8.00	0	0	0	0	0	0	0	0	0	0	0	2	0	0	0	0	0	0	2	8861
8.00- 9.00	0	0	0	0	0	0	0	0	0	0	0	0	0	0	0	0	0	0	0	8861
9.00-10.00	0	0	0	0	0	0	0	0	0	0	0	0	0	0	0	0	0	0	0	8861
10.00-11.00	0	0	0	0	0	0	0	0	0	0	0	0	0	0	0	0	0	0	0	8861
11.00-12.00	0	0	0	0	0	0	0	0	0	0	0	0	0	0	0	0	0	0	0	8861
12.00-	0	0	0	0	0	0	0	0	0	0	0	0	0	0	0	0	0	0	0	8861
TOTAL	157	28	146	689	1855	2516	1811	862	376	254	101	40	6	0	0	0	0	0	8861	8861
(0.1%)	(18)	(3)	(19)	(78)	(209)	(284)	(204)	(97)	(42)	(29)	(11)	(5)	(1)	(0)	(0)	(0)	(0)	(0)	(1000)	(1000)
NICHO	157	185	351	1040	2895	5411	7222	8084	8460	8714	8815	8855	8861	8861	8861	8861	8861	8861	8861	8861
(0.1%)	(18)	(21)	(40)	(117)	(327)	(611)	(815)	(912)	(955)	(983)	(995)	(999)	(1000)	(1000)	(1000)	(1000)	(1000)	(1000)	(1000)	(1000)

付表－2.33 e　中城湾　波高・周期別度数分布表（通年）

HAKAGUSUKU　　KISYU　USU　NEN　HYO　73- 11 - 84- 12　DOSUU BUNPU HYO　H3　13

H \ T	SEION	3- 4	4- 5	5- 6	6- 7	7- 8	8- 9	9-10	10-11	11-12	12-13	13-14	14-15	15-16	16-17	17-18	18-19	19-	TOTAL	MICHO
SEION	193	0	1	2	11	7	3	1	0	0	0	0	0	0	0	0	0	0	218	218
0.25- 0.50	0	22	224	580	1049	783	487	134	14	2	0	0	0	0	0	0	0	0	(6)	(6)
0.50- 0.75	3	19	355	1757	3225	3235	1633	489	66	15	2	0	0	0	0	0	0	0	3297	3515
0.75- 1.00	1	11	225	1386	2907	2853	1638	491	113	21	2	1	0	0	0	0	0	0	(84)	(90)
1.00- 1.25	0	2	45	783	1664	1573	987	366	101	36	1	2	0	0	0	0	0	0	10799	14314
1.25- 1.50	0	0	13	351	1095	995	481	258	93	45	17	3	0	0	0	0	0	0	(277)	(367)
1.50- 1.75	0	0	3	141	593	684	346	190	89	37	16	6	0	0	0	0	0	0	9649	23963
1.75- 2.00	0	1	3	29	275	407	248	147	66	31	8	9	0	0	0	0	0	0	(247)	(614)
2.00- 2.50	0	1	1	7	134	530	446	200	124	72	26	4	3	0	0	0	0	0	5560	29523
2.50- 3.00	1	1	1	0	19	151	200	111	61	56	23	4	0	0	0	0	0	0	(142)	(756)
3.00- 3.50	0	1	1	0	1	31	72	64	38	42	29	7	2	0	0	0	0	0	3351	32874
3.50- 4.00	0	0	0	0	0	5	24	36	32	10	16	2	3	0	0	0	0	0	(86)	(842)
4.00- 4.50	0	0	0	0	0	0	8	22	15	19	9	4	0	0	0	0	0	0	2105	34979
4.50- 5.00	0	0	0	0	0	0	1	13	12	20	8	3	1	0	0	0	0	0	(54)	(896)
5.00- 5.50	0	0	0	0	0	0	2	6	7	16	9	4	0	0	0	0	0	0	1224	36203
5.50- 6.00	0	0	0	0	0	0	0	2	4	6	5	3	1	0	0	0	0	0	(31)	(927)
6.00- 6.50	0	0	0	0	0	0	0	2	11	5	3	1	0	0	0	0	0	0	1548	37751
6.50- 7.00	0	0	0	0	0	0	0	0	5	8	0	2	0	0	0	0	0	0	(40)	(967)
7.00- 8.00	0	0	0	0	0	0	0	0	0	4	2	3	0	0	0	0	0	0	628	38379
8.00- 9.00	0	0	0	0	0	0	0	0	0	1	0	0	1	0	0	0	0	0	(16)	(983)
9.00-10.00	0	0	0	0	0	0	0	0	0	0	0	0	0	0	0	0	0	0	288	38667
10.00-11.00	0	0	0	0	0	0	0	0	0	0	0	0	0	0	0	0	0	0	(7)	(990)
11.00-12.00	0	0	0	0	0	0	0	0	0	0	0	0	0	0	0	0	0	0	128	38795
12.00-	0	0	0	0	0	0	0	0	0	0	0	0	0	0	0	0	0	0	(3)	(994)
TOTAL	198	58	872	5036	10973	11254	6576	2532	853	446	176	58	11	0	0	0	0	0	77	38872
(0.1%)	(5)	(1)	(22)	(129)	(281)	(288)	(168)	(65)	(22)	(11)	(5)	(1)	(0)	(0)	(0)	(0)	(0)	(0)	(2)	(996)
MICHO	198	256	1128	6164	17137	28391	34967	37499	38352	38798	38974	39032	39043	39043	39043	39043	39043	39043	58	38930
(0.1%)	(5)	(7)	(29)	(158)	(439)	(727)	(896)	(960)	(982)	(994)	(998)	(1000)	(1000)	(1000)	(1000)	(1000)	(1000)	(1000)	(1)	(997)
																			44	38974
																			(1)	(998)
																			21	38995
																			(1)	(999)
																			22	39017
																			(1)	(999)
																			15	39032
																			(0)	(1000)
																			9	39041
																			(0)	(1000)
																			2	39043
																			(0)	(1000)
																			0	39043
																			(0)	(1000)
																			0	39043
																			(0)	(1000)
																			0	39043
																			(0)	(1000)
																			0	39043
																			(0)	(1000)

付表－2.33 f　中城湾　波高・周期別出現率表（通年）

HAKAGUSUKU　　KISYU　USU　NEN　HYO　73- 11 - 84- 12　RITU BUNPU HYO　H3　13

H \ T	SEION	3- 4	4- 5	5- 6	6- 7	7- 8	8- 9	9-10	10-11	11-12	12-13	13-14	14-15	15-16	16-17	17-18	18-19	19-	TOTAL	MICHO
SEION	0.5	0.	0.0	0.0	0.0	0.0	0.0	0.0	0.	0.	0.	0.	0.	0.	0.	0.	0.	0.	0.6	0.6
0.25- 0.50	0.	0.1	0.6	1.5	2.7	2.0	1.2	0.3	0.0	0.0	0.	0.	0.	0.	0.	0.	0.	0.	(218)	(218)
0.50- 0.75	0.0	0.0	0.9	4.5	8.3	8.3	4.2	1.3	0.2	0.0	0.0	0.	0.	0.	0.	0.	0.	0.	8.4	9.0
0.75- 1.00	0.0	0.0	0.6	3.5	7.4	7.3	4.2	1.3	0.3	0.1	0.0	0.0	0.	0.	0.	0.	0.	0.	(3297)	(3515)
1.00- 1.25	0.	0.0	0.1	2.0	4.3	4.0	2.5	0.9	0.3	0.1	0.0	0.0	0.	0.	0.	0.	0.	0.	27.7	36.7
1.25- 1.50	0.	0.	0.0	0.9	2.8	2.5	1.2	0.7	0.2	0.1	0.0	0.0	0.	0.	0.	0.	0.	0.	(10799)	(14314)
1.50- 1.75	0.	0.	0.0	0.4	1.5	1.8	0.9	0.5	0.2	0.1	0.0	0.0	0.	0.	0.	0.	0.	0.	24.7	61.4
1.75- 2.00	0.	0.0	0.0	0.1	0.7	1.0	0.6	0.4	0.2	0.1	0.0	0.0	0.	0.	0.	0.	0.	0.	(9649)	(23963)
2.00- 2.50	0.	0.0	0.0	0.0	0.3	1.4	1.1	0.5	0.3	0.2	0.1	0.0	0.0	0.	0.	0.	0.	0.	14.2	75.6
2.50- 3.00	0.0	0.0	0.0	0.	0.0	0.4	0.5	0.3	0.2	0.1	0.1	0.0	0.	0.	0.	0.	0.	0.	(5560)	(29523)
3.00- 3.50	0.	0.0	0.0	0.	0.0	0.1	0.2	0.2	0.1	0.1	0.1	0.0	0.0	0.	0.	0.	0.	0.	8.6	84.2
3.50- 4.00	0.	0.	0.	0.	0.	0.0	0.1	0.1	0.1	0.0	0.0	0.0	0.0	0.	0.	0.	0.	0.	(3351)	(32874)
4.00- 4.50	0.	0.	0.	0.	0.	0.	0.0	0.1	0.0	0.0	0.0	0.0	0.	0.	0.	0.	0.	0.	5.4	89.6
4.50- 5.00	0.	0.	0.	0.	0.	0.	0.0	0.0	0.0	0.1	0.0	0.0	0.0	0.	0.	0.	0.	0.	(2105)	(34979)
5.00- 5.50	0.	0.	0.	0.	0.	0.	0.0	0.0	0.0	0.0	0.0	0.0	0.	0.	0.	0.	0.	0.	3.1	92.7
5.50- 6.00	0.	0.	0.	0.	0.	0.	0.	0.0	0.0	0.0	0.0	0.0	0.0	0.	0.	0.	0.	0.	(1224)	(36203)
6.00- 6.50	0.	0.	0.	0.	0.	0.	0.	0.0	0.0	0.0	0.0	0.0	0.	0.	0.	0.	0.	0.	4.0	96.7
6.50- 7.00	0.	0.	0.	0.	0.	0.	0.	0.	0.0	0.0	0.	0.0	0.	0.	0.	0.	0.	0.	(1548)	(37751)
7.00- 8.00	0.	0.	0.	0.	0.	0.	0.	0.	0.	0.0	0.0	0.0	0.	0.	0.	0.	0.	0.	1.6	98.3
8.00- 9.00	0.	0.	0.	0.	0.	0.	0.	0.	0.	0.0	0.	0.0	0.0	0.	0.	0.	0.	0.	(628)	(38379)
9.00-10.00	0.	0.	0.	0.	0.	0.	0.	0.	0.	0.	0.	0.	0.	0.	0.	0.	0.	0.	0.7	99.0
10.00-11.00	0.	0.	0.	0.	0.	0.	0.	0.	0.	0.	0.	0.	0.	0.	0.	0.	0.	0.	(288)	(38667)
11.00-12.00	0.	0.	0.	0.	0.	0.	0.	0.	0.	0.	0.	0.	0.	0.	0.	0.	0.	0.	0.3	99.4
12.00-	0.	0.	0.	0.	0.	0.	0.	0.	0.	0.	0.	0.	0.	0.	0.	0.	0.	0.	(128)	(38795)
TOTAL	0.5	0.1	2.2	12.9	28.1	28.8	16.8	6.5	2.2	1.1	0.5	0.1	0.0	0.	0.	0.	0.	0.	0.2	99.6
	198	58	872	5036	10973	11254	6576	2532	853	446	176	58	11	0	0	0	0	0	(77)	(38872)
MICHO	0.5	0.7	2.9	15.8	43.9	72.7	89.6	96.0	98.2	99.4	99.8	100.0	100.0	100.0	100.0	100.0	100.0	100.0	0.1	99.7
	198	256	1128	6164	17137	28391	34967	37499	38352	38798	38974	39032	39043	39043	39043	39043	39043	39043	(58)	(38930)
																			0.1	99.8
																			(44)	(38974)
																			0.1	99.9
																			(21)	(38995)
																			0.1	99.9
																			(22)	(39017)
																			0.0	100.0
																			(15)	(39032)
																			0.0	100.0
																			(9)	(39041)
																			0.0	100.0
																			(2)	(39043)
																			0.	100.0
																			(0)	(39043)
																			0.	100.0
																			(0)	(39043)
																			0.	100.0
																			(0)	(39043)
																			0.	100.0
																			(0)	(39043)

付表－2.34 a　那覇港　波高・周期別度数分布表（冬季）

NAHA　　KISYU USW　　KI HYO　　73- 84 12- 2　　BOSUU BUNPU HYO

H \ T	SEION	3- 4	4- 5	5- 6	6- 7	7- 8	8- 9	9-10	10-11	11-12	12-13	13-14	14-15	15-16	16-17	17-18	18-19	19-	H3 TOTAL	T3 HICHO
SEION	321	3	42	18	13	14	12	2	0	0	0	0	0	0	0	0	0	0	425 (38)	425 (38)
0.25- 0.50	2	49	302	544	329	52	13	1	0	0	0	0	0	0	0	0	0	0	1292 (117)	1717 (155)
0.50- 0.75	0	40	270	581	544	119	10	0	0	0	0	0	0	0	0	0	0	0	1564 (142)	3281 (297)
0.75- 1.00	0	7	124	374	514	304	27	0	0	0	0	0	0	0	0	0	0	0	1350 (122)	4631 (419)
1.00- 1.25	0	0	56	278	428	371	60	0	0	0	0	0	0	0	0	0	0	0	1193 (108)	5824 (527)
1.25- 1.50	0	0	15	134	345	388	105	9	0	0	0	0	0	0	0	0	0	0	996 (90)	6820 (617)
1.50- 1.75	0	0	1	78	279	388	188	6	0	0	0	0	0	0	0	0	0	0	940 (85)	7760 (702)
1.75- 2.00	0	0	0	35	231	300	198	14	0	1	0	0	0	0	0	0	0	0	779 (71)	8539 (773)
2.00- 2.50	0	0	0	9	196	510	392	99	3	0	0	0	0	0	0	0	0	0	1209 (109)	9748 (882)
2.50- 3.00	0	0	0	0	29	209	334	130	3	0	0	0	0	0	0	0	0	0	705 (64)	10453 (946)
3.00- 3.50	0	0	0	0	1	58	159	122	18	0	0	0	0	0	0	0	0	0	358 (32)	10811 (979)
3.50- 4.00	0	0	0	0	0	4	55	71	21	2	0	0	0	0	0	0	0	0	153 (14)	10964 (992)
4.00- 4.50	0	0	0	0	0	0	6	40	19	3	0	0	0	0	0	0	0	0	68 (6)	11032 (999)
4.50- 5.00	0	0	0	0	0	0	0	7	6	2	0	0	0	0	0	0	0	0	15 (1)	11047 (1000)
5.00- 5.50	0	0	0	0	0	0	0	0	1	0	0	0	0	0	0	0	0	0	1 (0)	11048 (1000)
5.50- 6.00	0	0	0	0	0	0	0	0	0	0	0	0	0	0	0	0	0	0	0 (0)	11048 (1000)
6.00- 6.50	0	0	0	0	0	0	0	0	0	0	0	0	0	0	0	0	0	0	0 (0)	11048 (1000)
6.50- 7.00	0	0	0	0	0	0	0	0	0	0	0	0	0	0	0	0	0	0	0 (0)	11048 (1000)
7.00- 8.00	0	0	0	0	0	0	0	0	0	0	0	0	0	0	0	0	0	0	0 (0)	11048 (1000)
8.00- 9.00	0	0	0	0	0	0	0	0	0	0	0	0	0	0	0	0	0	0	0 (0)	11048 (1000)
9.00-10.00	0	0	0	0	0	0	0	0	0	0	0	0	0	0	0	0	0	0	0 (0)	11048 (1000)
10.00-11.00	0	0	0	0	0	0	0	0	0	0	0	0	0	0	0	0	0	0	0 (0)	11048 (1000)
11.00-12.00	0	0	0	0	0	0	0	0	0	0	0	0	0	0	0	0	0	0	0 (0)	11048 (1000)
12.00-	0	0	0	0	0	0	0	0	0	0	0	0	0	0	0	0	0	0	0 (0)	11048 (1000)
TOTAL (0.1%)	323 (29)	99 (9)	810 (73)	2051 (186)	2909 (263)	2717 (246)	1559 (141)	501 (45)	71 (6)	8 (1)	0 (0)	0 (0)	0 (0)	0 (0)	0 (0)	0 (0)	0 (0)	0 (0)	11048 (1000)	11048 (1000)
HICHO (0.1%)	323 (29)	422 (38)	1232 (112)	3283 (297)	6192 (560)	8909 (806)	10468 (948)	10969 (993)	11040 (999)	11048 (1000)	11048 (1000)	11048 (1000)	11048 (1000)	11048 (1000)	11048 (1000)	11048 (1000)	11048 (1000)	11048 (1000)	11048 (1000)	11048 (1000)

付表－2.34 b　那覇港　波高・周期別度数分布表（春季）

NAHA　　KISYU USW　　KI HYO　　74- 84 3- 5　　BOSUU BUNPU HYO

H \ T	SEION	3- 4	4- 5	5- 6	6- 7	7- 8	8- 9	9-10	10-11	11-12	12-13	13-14	14-15	15-16	16-17	17-18	18-19	19-	H3 TOTAL	T3 HICHO
SEION	647	78	231	55	11	3	2	0	0	0	0	0	0	0	0	0	0	0	1027 (102)	1027 (102)
0.25- 0.50	0	120	1052	1064	340	45	3	1	0	0	0	0	0	0	0	0	0	0	2625 (261)	3652 (363)
0.50- 0.75	0	33	530	969	526	143	18	2	0	0	0	0	0	0	0	0	0	0	2221 (220)	5873 (583)
0.75- 1.00	0	10	147	518	426	187	27	0	1	0	0	0	0	0	0	0	0	0	1316 (131)	7189 (714)
1.00- 1.25	0	0	26	236	300	232	54	1	0	0	0	0	0	0	0	0	0	0	869 (86)	8058 (800)
1.25- 1.50	0	0	14	99	221	193	61	4	0	0	0	0	0	0	0	0	0	0	592 (59)	8650 (859)
1.50- 1.75	0	0	0	39	162	164	84	7	0	0	0	0	0	0	0	0	0	0	456 (45)	9106 (904)
1.75- 2.00	0	0	0	16	83	134	68	9	0	0	0	0	0	0	0	0	0	0	310 (31)	9416 (935)
2.00- 2.50	0	0	0	2	63	165	130	22	4	0	0	0	0	0	0	0	0	0	386 (38)	9802 (973)
2.50- 3.00	0	0	0	0	16	45	64	23	5	0	0	0	0	0	0	0	0	0	153 (15)	9955 (988)
3.00- 3.50	0	0	0	0	0	11	24	28	6	0	0	0	0	0	0	0	0	0	69 (7)	10024 (995)
3.50- 4.00	0	0	0	0	0	3	13	14	6	0	0	0	0	0	0	0	0	0	36 (4)	10060 (999)
4.00- 4.50	0	0	0	0	0	0	3	9	1	0	0	0	0	0	0	0	0	0	13 (1)	10073 (1000)
4.50- 5.00	0	0	0	0	0	0	0	0	0	0	0	0	0	0	0	0	0	0	0 (0)	10073 (1000)
5.00- 5.50	0	0	0	0	0	0	0	0	0	0	0	0	0	0	0	0	0	0	0 (0)	10073 (1000)
5.50- 6.00	0	0	0	0	0	0	0	0	0	0	0	0	0	0	0	0	0	0	0 (0)	10073 (1000)
6.00- 6.50	0	0	0	0	0	0	0	0	0	0	0	0	0	0	0	0	0	0	0 (0)	10073 (1000)
6.50- 7.00	0	0	0	0	0	0	0	0	0	0	0	0	0	0	0	0	0	0	0 (0)	10073 (1000)
7.00- 8.00	0	0	0	0	0	0	0	0	0	0	0	0	0	0	0	0	0	0	0 (0)	10073 (1000)
8.00- 9.00	0	0	0	0	0	0	0	0	0	0	0	0	0	0	0	0	0	0	0 (0)	10073 (1000)
9.00-10.00	0	0	0	0	0	0	0	0	0	0	0	0	0	0	0	0	0	0	0 (0)	10073 (1000)
10.00-11.00	0	0	0	0	0	0	0	0	0	0	0	0	0	0	0	0	0	0	0 (0)	10073 (1000)
11.00-12.00	0	0	0	0	0	0	0	0	0	0	0	0	0	0	0	0	0	0	0 (0)	10073 (1000)
12.00-	0	0	0	0	0	0	0	0	0	0	0	0	0	0	0	0	0	0	0 (0)	10073 (1000)
TOTAL (0.1%)	647 (64)	241 (24)	2020 (201)	2998 (298)	2148 (213)	1325 (132)	551 (55)	120 (12)	23 (2)	0 (0)	0 (0)	0 (0)	0 (0)	0 (0)	0 (0)	0 (0)	0 (0)	0 (0)	10073 (1000)	10073 (1000)
HICHO (0.1%)	647 (64)	888 (88)	2908 (289)	5906 (586)	8054 (800)	9379 (931)	9930 (986)	10050 (998)	10073 (1000)	10073 (1000)	10073 (1000)	10073 (1000)	10073 (1000)	10073 (1000)	10073 (1000)	10073 (1000)	10073 (1000)	10073 (1000)	10073 (1000)	10073 (1000)

付表－2.34 c　那覇港　波高・周期別度数分布表（夏季）

NAHA　KISYU USW KI HYO　73- 84　6- 8　DOSUU BUNPU HYO　H3 T3

H \ T	SEION	3- 4	4- 5	5- 6	6- 7	7- 8	8- 9	9-10	10-11	11-12	12-13	13-14	14-15	15-16	16-17	17-18	18-19	19-	TOTAL	HICHO
SEION	995	72	255	124	37	11	1	0	0	0	0	0	0	0	0	0	0	0	1495 (147)	1495 (147)
0.25- 0.50	2	100	971	1182	590	200	42	8	5	0	0	0	0	0	0	0	0	0	3100 (306)	4595 (453)
0.50- 0.75	0	23	386	927	620	267	95	38	13	1	0	0	0	0	0	0	0	0	2370 (234)	6965 (687)
0.75- 1.00	0	2	131	463	478	188	90	42	19	3	0	0	0	0	0	0	0	0	1416 (140)	8381 (826)
1.00- 1.25	0	0	36	160	286	141	85	34	17	1	1	0	0	0	0	0	0	0	763 (75)	9144 (902)
1.25- 1.50	0	0	8	37	128	104	72	26	15	3	0	1	0	0	0	0	0	0	394 (39)	9538 (940)
1.50- 1.75	0	0	0	13	43	54	38	24	12	9	6	1	2	1	0	0	0	0	203 (20)	9741 (960)
1.75- 2.00	0	0	0	7	21	30	24	16	12	7	1	1	1	2	0	0	0	0	122 (12)	9863 (972)
2.00- 2.50	0	0	0	3	18	31	47	20	8	2	0	0	0	0	0	0	0	0	129 (13)	9992 (985)
2.50- 3.00	0	0	0	0	11	25	21	19	5	0	0	0	0	0	0	0	0	0	81 (8)	10073 (993)
3.00- 3.50	0	0	0	0	3	14	12	12	4	1	0	0	0	0	0	0	0	0	46 (5)	10119 (998)
3.50- 4.00	0	0	0	0	0	1	4	3	7	2	0	0	0	0	0	0	0	0	17 (2)	10136 (999)
4.00- 4.50	0	0	0	0	0	0	0	2	1	1	0	0	0	0	0	0	0	0	4 (0)	10140 (1000)
4.50- 5.00	0	0	0	0	0	0	0	0	2	0	0	0	0	0	0	0	0	0	2 (0)	10142 (1000)
5.00- 5.50	0	0	0	0	0	0	0	0	0	0	0	0	0	0	0	0	0	0	0 (0)	10142 (1000)
5.50- 6.00	0	0	0	0	0	0	0	0	0	0	0	0	0	0	0	0	0	0	0 (0)	10142 (1000)
6.00- 6.50	0	0	0	0	0	0	0	0	0	0	0	0	0	0	0	0	0	0	0 (0)	10142 (1000)
6.50- 7.00	0	0	0	0	0	0	0	0	0	0	0	0	0	0	0	0	0	0	0 (0)	10142 (1000)
7.00- 8.00	0	0	0	0	0	0	0	0	0	0	0	0	0	0	0	0	0	0	0 (0)	10142 (1000)
8.00- 9.00	0	0	0	0	0	0	0	0	0	0	0	0	0	0	0	0	0	0	0 (0)	10142 (1000)
9.00-10.00	0	0	0	0	0	0	0	0	0	0	0	0	0	0	0	0	0	0	0 (0)	10142 (1000)
10.00-11.00	0	0	0	0	0	0	0	0	0	0	0	0	0	0	0	0	0	0	0 (0)	10142 (1000)
11.00-12.00	0	0	0	0	0	0	0	0	0	0	0	0	0	0	0	0	0	0	0 (0)	10142 (1000)
12.00-	0	0	0	0	0	0	0	0	0	0	0	0	0	0	0	0	0	0	0 (0)	10142 (1000)
TOTAL	997	197	1789	2916	2235	1066	531	244	120	30	8	3	3	3	0	0	0	0	10142	10142
(0.1%)	(98)	(19)	(176)	(288)	(220)	(105)	(52)	(24)	(12)	(3)	(1)	(0)	(0)	(0)	(0)	(0)	(0)	(0)	(1000)	(1000)
HICHO	997	1194	2983	5899	8134	9200	9731	9975	10095	10125	10133	10136	10139	10142	10142	10142	10142	10142	10142	10142
(0.1%)	(98)	(118)	(294)	(582)	(802)	(907)	(959)	(984)	(995)	(998)	(999)	(999)	(1000)	(1000)	(1000)	(1000)	(1000)	(1000)	(1000)	(1000)

付表－2.34 d　那覇港　波高・周期別度数分布表（秋季）

NAHA　KISYU USW KI HYO　73- 84　9- 11　DOSUU BUNPU HYO　H3 T3

H \ T	SEION	3- 4	4- 5	5- 6	6- 7	7- 8	8- 9	9-10	10-11	11-12	12-13	13-14	14-15	15-16	16-17	17-18	18-19	19-	TOTAL	HICHO
SEION	814	73	149	112	37	12	1	0	0	0	0	0	0	0	0	0	0	0	1198 (104)	1198 (104)
0.25- 0.50	0	117	612	759	408	109	33	5	2	0	0	0	0	0	0	0	0	0	2045 (177)	3243 (281)
0.50- 0.75	0	35	448	671	573	258	66	25	9	1	0	0	0	0	0	0	0	0	2086 (180)	5329 (461)
0.75- 1.00	0	2	230	422	514	320	74	25	8	4	1	0	0	0	0	0	0	0	1600 (138)	6929 (599)
1.00- 1.25	0	9	60	272	376	325	73	21	9	4	5	5	0	0	0	0	0	0	1159 (100)	8088 (700)
1.25- 1.50	0	6	27	146	283	270	95	19	6	3	3	0	0	0	0	0	0	0	858 (74)	8946 (774)
1.50- 1.75	0	0	4	61	204	242	129	11	5	0	1	0	0	0	0	0	0	0	657 (57)	9603 (831)
1.75- 2.00	0	0	1	17	139	191	120	25	2	1	0	0	0	0	0	0	0	0	496 (43)	10099 (874)
2.00- 2.50	0	0	0	7	138	274	190	73	11	1	0	0	0	0	0	0	0	0	694 (60)	10793 (934)
2.50- 3.00	0	0	0	2	28	115	150	74	10	0	0	0	0	0	0	0	0	0	379 (33)	11172 (966)
3.00- 3.50	0	0	0	0	0	28	85	65	22	6	0	0	0	0	0	0	0	0	206 (18)	11378 (984)
3.50- 4.00	0	0	0	0	0	3	27	43	17	0	0	0	0	0	0	0	0	0	90 (8)	11468 (992)
4.00- 4.50	0	0	0	0	0	1	9	22	14	3	0	0	0	0	0	0	0	0	49 (4)	11517 (996)
4.50- 5.00	0	0	0	0	0	0	1	12	9	1	0	0	0	0	0	0	0	0	23 (2)	11540 (998)
5.00- 5.50	0	0	0	0	0	1	0	8	4	0	0	0	0	0	0	0	0	0	13 (1)	11553 (999)
5.50- 6.00	0	0	0	0	0	0	0	3	2	0	0	0	0	0	0	0	0	0	5 (0)	11558 (1000)
6.00- 6.50	0	0	0	0	0	0	0	0	2	0	0	0	0	0	0	0	0	0	2 (0)	11560 (1000)
6.50- 7.00	0	0	0	0	0	0	0	0	0	0	0	0	0	0	0	0	0	0	0 (0)	11560 (1000)
7.00- 8.00	0	0	0	0	0	0	0	1	0	0	0	0	0	0	0	0	0	0	1 (0)	11561 (1000)
8.00- 9.00	0	0	0	0	0	0	0	0	0	0	0	0	0	0	0	0	0	0	0 (0)	11561 (1000)
9.00-10.00	0	0	0	0	0	0	0	0	0	0	0	0	0	0	0	0	0	0	0 (0)	11561 (1000)
10.00-11.00	0	0	0	0	0	0	0	0	0	0	0	0	0	0	0	0	0	0	0 (0)	11561 (1000)
11.00-12.00	0	0	0	0	0	0	0	0	0	0	0	0	0	0	0	0	0	0	0 (0)	11561 (1000)
12.00-	0	0	0	0	0	0	0	0	0	0	0	0	0	0	0	0	0	0	0 (0)	11561 (1000)
TOTAL	814	242	1531	2469	2700	2149	1053	432	132	24	10	5	0	0	0	0	0	0	11561	11561
(0.1%)	(70)	(21)	(132)	(214)	(234)	(186)	(91)	(37)	(11)	(2)	(1)	(0)	(0)	(0)	(0)	(0)	(0)	(0)	(1000)	(1000)
HICHO	814	1056	2587	5056	7756	9905	10958	11390	11522	11546	11556	11561	11561	11561	11561	11561	11561	11561	11561	11561
(0.1%)	(70)	(91)	(224)	(437)	(671)	(857)	(948)	(985)	(997)	(999)	(1000)	(1000)	(1000)	(1000)	(1000)	(1000)	(1000)	(1000)	(1000)	(1000)

付表－2.34 e　那覇港　波高・周期別度数分布表（通年）

NAHA　　NEN　HYO　　73- 7 - 84- 12　　BOSUU BUNPU HYO

H \ T	SEION	3- 4	4- 5	5- 6	6- 7 (KISYU)	7- 8	8- 9 (USW)	9-10	10-11	11-12	12-13	13-14	14-15	15-16	16-17	17-18	18-19	19-	TOTAL	H3 MICHO	T3 MICHO
SEION	2777	226	677	310	98	40	16	2	0	0	0	0	0	0	0	0	0	0	4146	4146	4146
																				(96)	(96)
0.25- 0.50	4	387	2944	3568	1674	407	91	15	7	0	0	0	0	0	0	0	0	0	9097	13243	13243
																				(211)	(307)
0.50- 0.75	0	133	1637	3165	2280	788	189	65	22	2	0	0	0	0	0	0	0	0	8281	21524	21524
																				(192)	(498)
0.75- 1.00	0	21	633	1784	1949	1008	218	68	28	7	1	0	0	0	0	0	0	0	5717	27241	27241
																				(132)	(631)
1.00- 1.25	0	9	201	950	1396	1093	277	56	26	5	6	5	0	0	0	0	0	0	4024	31265	31265
																				(93)	(724)
1.25- 1.50	0	6	64	422	990	961	343	59	21	6	3	1	0	0	0	0	0	0	2876	34141	34141
																				(67)	(790)
1.50- 1.75	0	0	5	194	692	857	445	50	17	9	7	1	2	1	0	0	0	0	2280	36421	36421
																				(53)	(843)
1.75- 2.00	0	0	1	78	480	664	417	66	14	9	1	1	1	2	0	0	0	0	1734	38155	38155
																				(40)	(883)
2.00- 2.50	0	0	0	21	438	999	772	218	26	3	0	0	0	0	0	0	0	0	2477	40632	40632
																				(57)	(941)
2.50- 3.00	0	0	0	2	86	417	597	254	23	0	0	0	0	0	0	0	0	0	1379	42011	42011
																				(32)	(973)
3.00- 3.50	0	0	0	0	4	114	290	228	50	7	0	0	0	0	0	0	0	0	693	42704	42704
																				(16)	(989)
3.50- 4.00	0	0	0	0	0	11	99	131	51	4	0	0	0	0	0	0	0	0	296	43000	43000
																				(7)	(995)
4.00- 4.50	0	0	0	0	0	1	18	73	35	7	0	0	0	0	0	0	0	0	134	43134	43134
																				(3)	(999)
4.50- 5.00	0	0	0	0	0	0	1	19	17	3	0	0	0	0	0	0	0	0	40	43174	43174
																				(1)	(999)
5.00- 5.50	0	0	0	0	0	1	0	8	5	0	0	0	0	0	0	0	0	0	14	43188	43188
																				(0)	(1000)
5.50- 6.00	0	0	0	0	0	0	0	3	2	0	0	0	0	0	0	0	0	0	5	43193	43193
																				(0)	(1000)
6.00- 6.50	0	0	0	0	0	0	0	0	2	0	0	0	0	0	0	0	0	0	2	43195	43195
																				(0)	(1000)
6.50- 7.00	0	0	0	0	0	0	0	0	0	0	0	0	0	0	0	0	0	0	0	43195	43195
																				(0)	(1000)
7.00- 8.00	0	0	0	0	0	0	0	1	0	0	0	0	0	0	0	0	0	0	1	43196	43196
																				(0)	(1000)
8.00- 9.00	0	0	0	0	0	0	0	0	0	0	0	0	0	0	0	0	0	0	0	43196	43196
																				(0)	(1000)
9.00-10.00	0	0	0	0	0	0	0	0	0	0	0	0	0	0	0	0	0	0	0	43196	43196
																				(0)	(1000)
10.00-11.00	0	0	0	0	0	0	0	0	0	0	0	0	0	0	0	0	0	0	0	43196	43196
																				(0)	(1000)
11.00-12.00	0	0	0	0	0	0	0	0	0	0	0	0	0	0	0	0	0	0	0	43196	43196
																				(0)	(1000)
12.00-	0	0	0	0	0	0	0	0	0	0	0	0	0	0	0	0	0	0	0	43196	43196
																				(0)	(1000)
TOTAL	2781	782	6162	10494	10087	7361	3773	1316	346	62	18	8	3	3	0	0	0	0	43196	43196	43196
(0.1%)	(64)	(18)	(143)	(243)	(234)	(170)	(87)	(30)	(8)	(1)	(0)	(0)	(0)	(0)	(0)	(0)	(0)	(0)	(1000)	(1000)	(1000)
MICHO	2781	3563	9725	20219	30306	37667	41440	42756	43102	43164	43182	43190	43193	43196	43196	43196	43196	43196	43196	43196	43196
(0.1%)	(64)	(82)	(225)	(468)	(702)	(872)	(959)	(990)	(998)	(999)	(1000)	(1000)	(1000)	(1000)	(1000)	(1000)	(1000)	(1000)	(1000)	(1000)	(1000)

付表－2.34 f　那覇港　波高・周期別出現率表（通年）

NAHA　　NEN　HYO　　73- 7 - 84- 12　　RITU BUNPU HYO

H \ T	SEION	3- 4	4- 5	5- 6	6- 7 (KISYU)	7- 8	8- 9 (USW)	9-10	10-11	11-12	12-13	13-14	14-15	15-16	16-17	17-18	18-19	19-	TOTAL	H3 MICHO	T3 MICHO
SEION	6.4	0.5	1.6	0.7	0.2	0.1	0.0	0.0	0.	0.	0.	0.	0.	0.	0.	0.	0.	0.	9.6	9.6	9.6
																			(4146)	(4146)	(4146)
0.25- 0.50	0.0	0.9	6.8	8.3	3.9	0.9	0.2	0.0	0.0	0.	0.	0.	0.	0.	0.	0.	0.	0.	21.1	30.7	30.7
																			(9097)	(13243)	(13243)
0.50- 0.75	0.	0.3	3.8	7.3	5.3	1.8	0.4	0.2	0.1	0.0	0.	0.	0.	0.	0.	0.	0.	0.	19.2	49.8	49.8
																			(8281)	(21524)	(21524)
0.75- 1.00	0.	0.0	1.5	4.1	4.5	2.3	0.5	0.2	0.1	0.0	0.0	0.	0.	0.	0.	0.	0.	0.	13.2	63.1	63.1
																			(5717)	(27241)	(27241)
1.00- 1.25	0.	0.0	0.5	2.2	3.2	2.5	0.6	0.1	0.1	0.0	0.0	0.0	0.	0.	0.	0.	0.	0.	9.3	72.4	72.4
																			(4024)	(31265)	(31265)
1.25- 1.50	0.	0.0	0.1	1.0	2.3	2.2	0.8	0.1	0.0	0.0	0.0	0.0	0.	0.	0.	0.	0.	0.	6.7	79.0	79.0
																			(2876)	(34141)	(34141)
1.50- 1.75	0.	0.	0.0	0.4	1.6	2.0	1.0	0.1	0.0	0.0	0.0	0.0	0.0	0.0	0.	0.	0.	0.	5.3	84.3	84.3
																			(2280)	(36421)	(36421)
1.75- 2.00	0.	0.	0.0	0.2	1.1	1.5	1.0	0.2	0.0	0.0	0.0	0.0	0.0	0.0	0.	0.	0.	0.	4.0	88.3	88.3
																			(1734)	(38155)	(38155)
2.00- 2.50	0.	0.	0.	0.0	1.0	2.3	1.8	0.5	0.1	0.0	0.	0.	0.	0.	0.	0.	0.	0.	5.7	94.1	94.1
																			(2477)	(40632)	(40632)
2.50- 3.00	0.	0.	0.	0.0	0.2	1.0	1.4	0.6	0.1	0.	0.	0.	0.	0.	0.	0.	0.	0.	3.2	97.3	97.3
																			(1379)	(42011)	(42011)
3.00- 3.50	0.	0.	0.	0.	0.0	0.3	0.7	0.5	0.1	0.0	0.	0.	0.	0.	0.	0.	0.	0.	1.6	98.9	98.9
																			(693)	(42704)	(42704)
3.50- 4.00	0.	0.	0.	0.	0.	0.0	0.2	0.3	0.1	0.0	0.	0.	0.	0.	0.	0.	0.	0.	0.7	99.5	99.5
																			(296)	(43000)	(43000)
4.00- 4.50	0.	0.	0.	0.	0.	0.0	0.0	0.2	0.1	0.0	0.	0.	0.	0.	0.	0.	0.	0.	0.3	99.9	99.9
																			(134)	(43134)	(43134)
4.50- 5.00	0.	0.	0.	0.	0.	0.	0.0	0.0	0.0	0.0	0.	0.	0.	0.	0.	0.	0.	0.	0.1	99.9	99.9
																			(40)	(43174)	(43174)
5.00- 5.50	0.	0.	0.	0.	0.	0.0	0.	0.0	0.0	0.	0.	0.	0.	0.	0.	0.	0.	0.	0.0	100.0	100.0
																			(14)	(43188)	(43188)
5.50- 6.00	0.	0.	0.	0.	0.	0.	0.	0.0	0.0	0.	0.	0.	0.	0.	0.	0.	0.	0.	0.0	100.0	100.0
																			(5)	(43193)	(43193)
6.00- 6.50	0.	0.	0.	0.	0.	0.	0.	0.	0.0	0.	0.	0.	0.	0.	0.	0.	0.	0.	0.0	100.0	100.0
																			(2)	(43195)	(43195)
6.50- 7.00	0.	0.	0.	0.	0.	0.	0.	0.	0.	0.	0.	0.	0.	0.	0.	0.	0.	0.	0.	100.0	100.0
																			(0)	(43195)	(43195)
7.00- 8.00	0.	0.	0.	0.	0.	0.	0.	0.0	0.	0.	0.	0.	0.	0.	0.	0.	0.	0.	0.0	100.0	100.0
																			(1)	(43196)	(43196)
8.00- 9.00	0.	0.	0.	0.	0.	0.	0.	0.	0.	0.	0.	0.	0.	0.	0.	0.	0.	0.	0.	100.0	100.0
																			(0)	(43196)	(43196)
9.00-10.00	0.	0.	0.	0.	0.	0.	0.	0.	0.	0.	0.	0.	0.	0.	0.	0.	0.	0.	0.	100.0	100.0
																			(0)	(43196)	(43196)
10.00-11.00	0.	0.	0.	0.	0.	0.	0.	0.	0.	0.	0.	0.	0.	0.	0.	0.	0.	0.	0.	100.0	100.0
																			(0)	(43196)	(43196)
11.00-12.00	0.	0.	0.	0.	0.	0.	0.	0.	0.	0.	0.	0.	0.	0.	0.	0.	0.	0.	0.	100.0	100.0
																			(0)	(43196)	(43196)
.00-	0.	0.	0.	0.	0.	0.	0.	0.	0.	0.	0.	0.	0.	0.	0.	0.	0.	0.	0.	100.0	100.0
																			(0)	(43196)	(43196)
TOTAL	6.4	1.8	14.3	24.3	23.4	17.0	8.7	3.0	0.8	0.1	0.0	0.0	0.0	0.0	0.	0.	0.	0.	100.0	100.0	100.0
	2781	782	6162	10494	10087	7361	3773	1316	346	62	18	8	3	3	0	0	0	0	43196	43196	43196
'ICHO	6.4	8.2	22.5	46.8	70.2	87.2	95.9	99.0	99.8	99.9	100.0	100.0	100.0	100.0	100.0	100.0	100.0	100.0	100.0	100.0	100.0
	2781	3563	9725	20219	30306	37667	41440	42756	43102	43144	43182	43190	43193	43196	43196	43196	43196	43196	43196	43196	43196

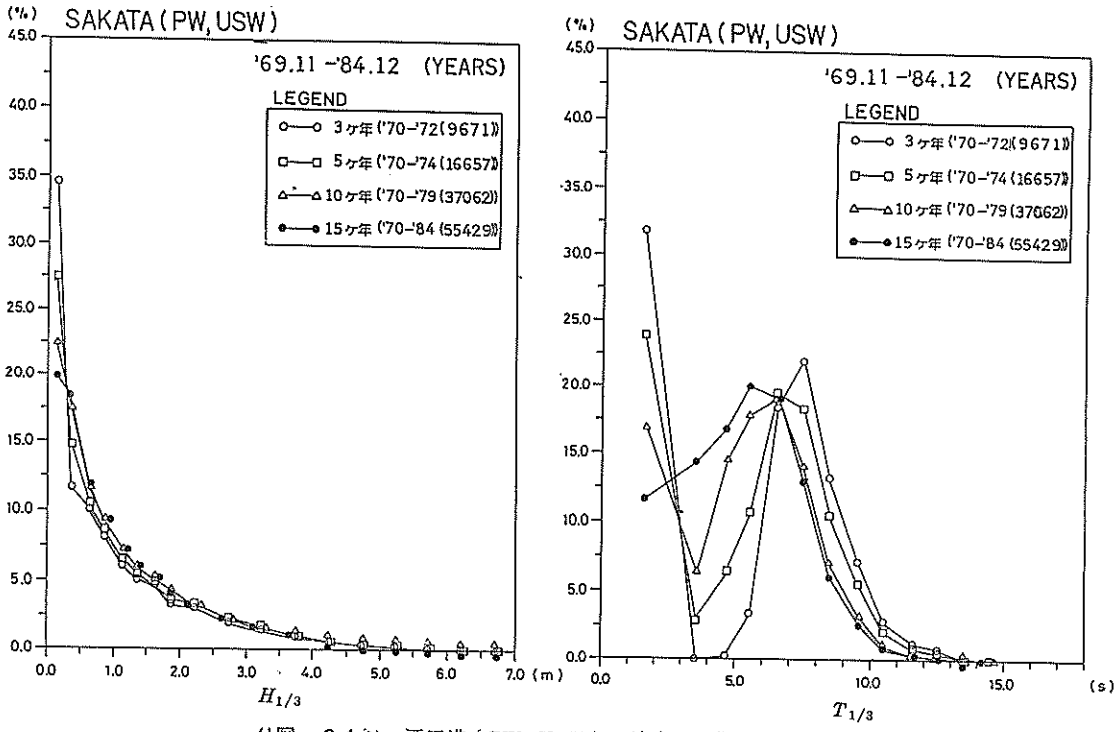

付図－2.1(1)　酒田港（PW，USW）　波高，周期の出現率累年変化

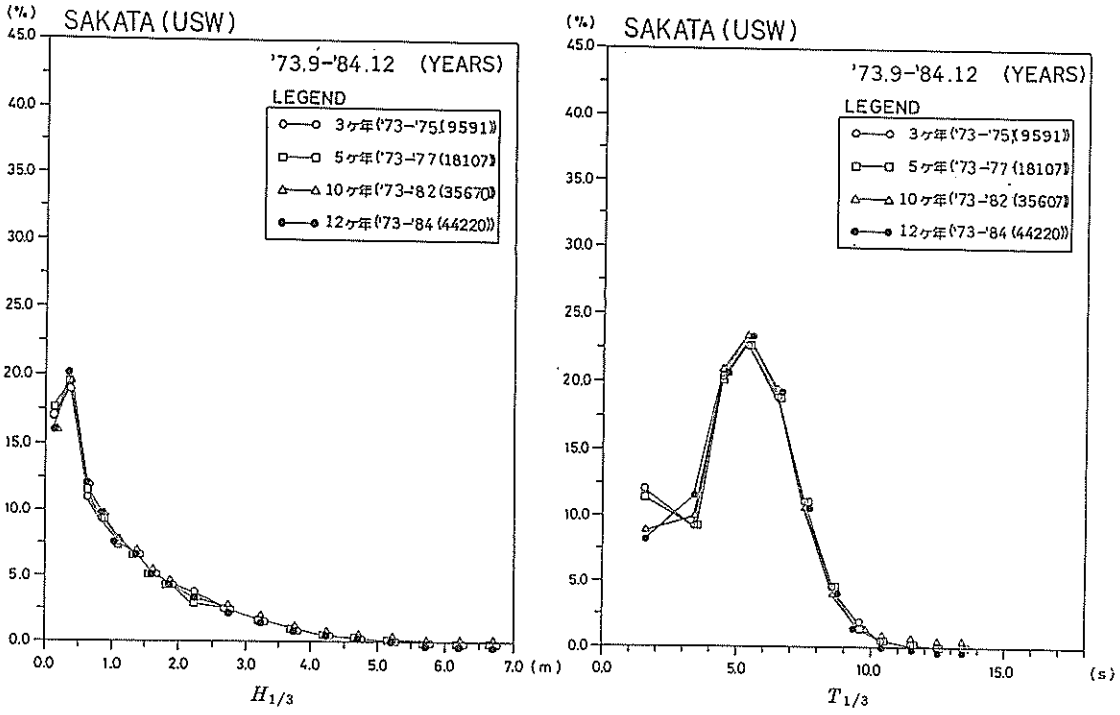

付図－2.1(2)　酒田港（USW）　波高，周期の出現率累年変化

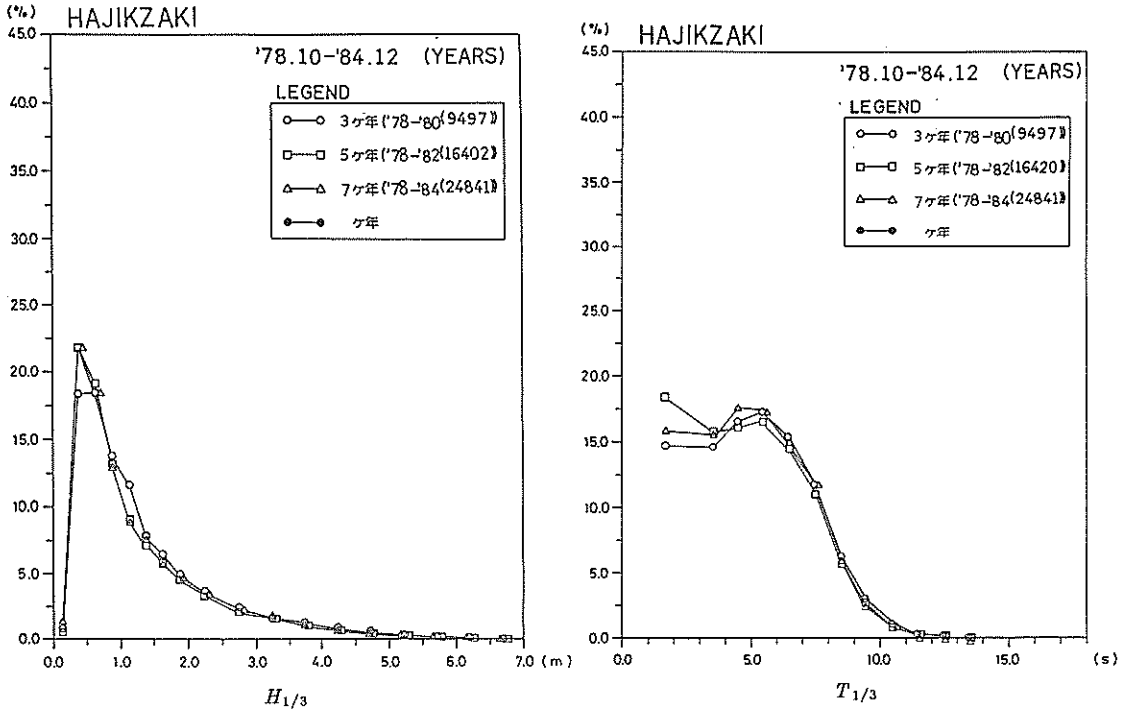

付図－2.2　弾崎　波高，周期の出現率累年変化

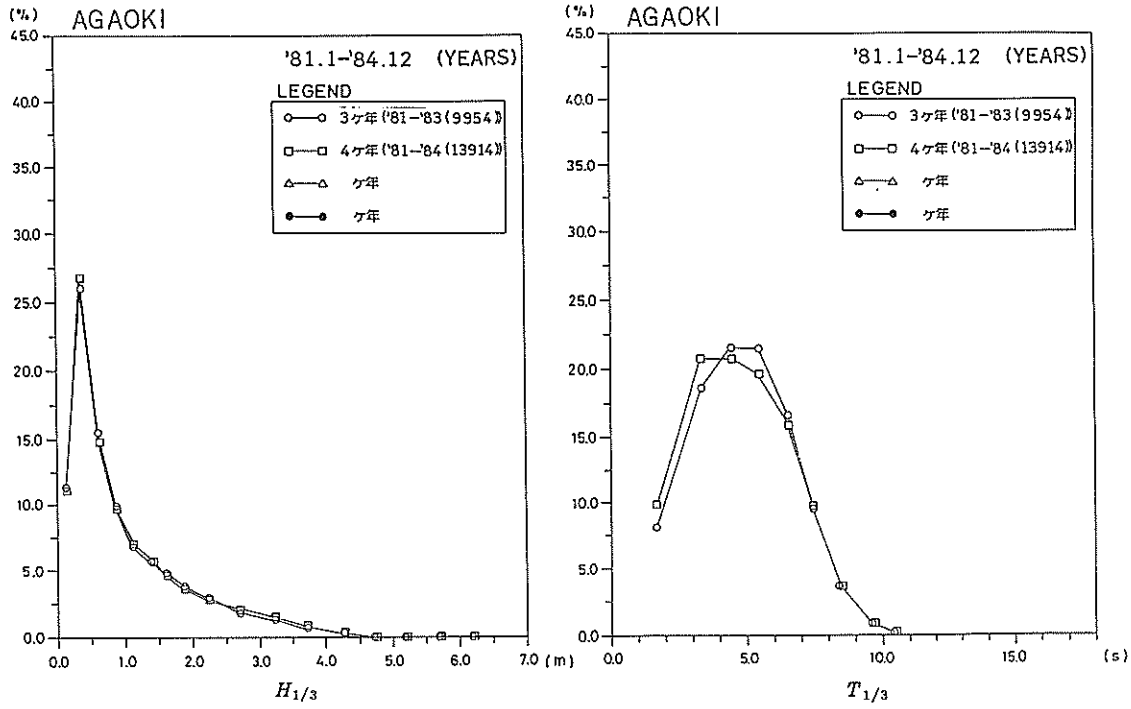

付図－2.3　阿賀沖　波高，周期の出現率累年変化

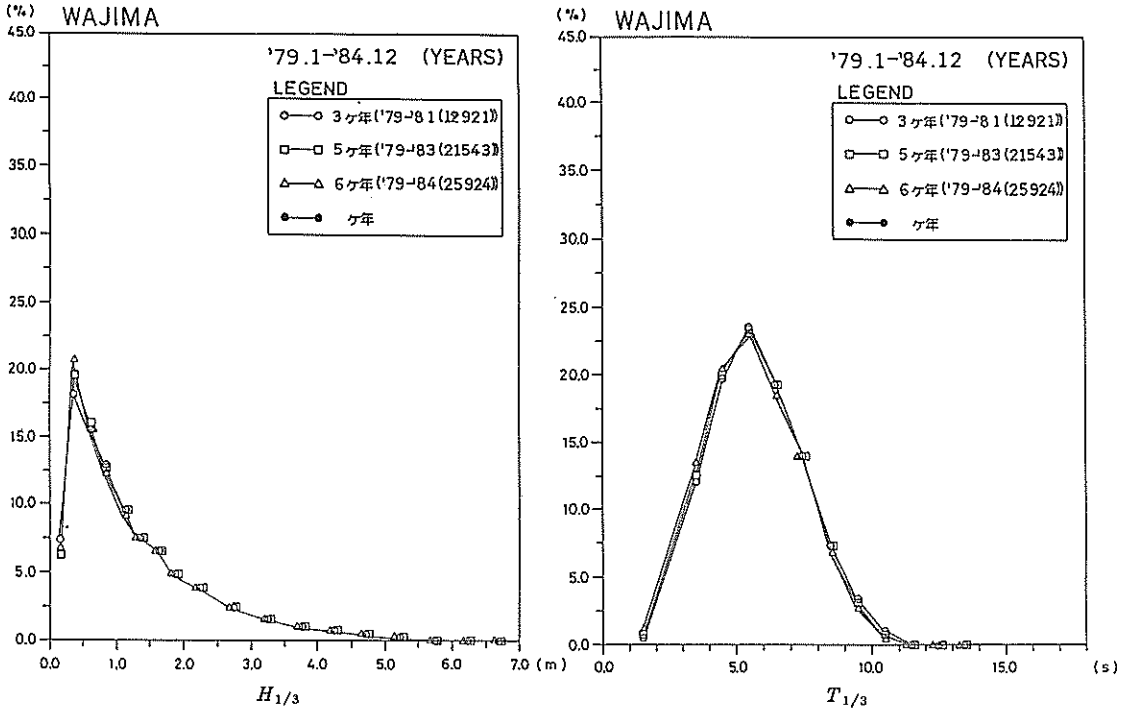

付図－2.4　輪島港　波高，周期の出現率累年変化

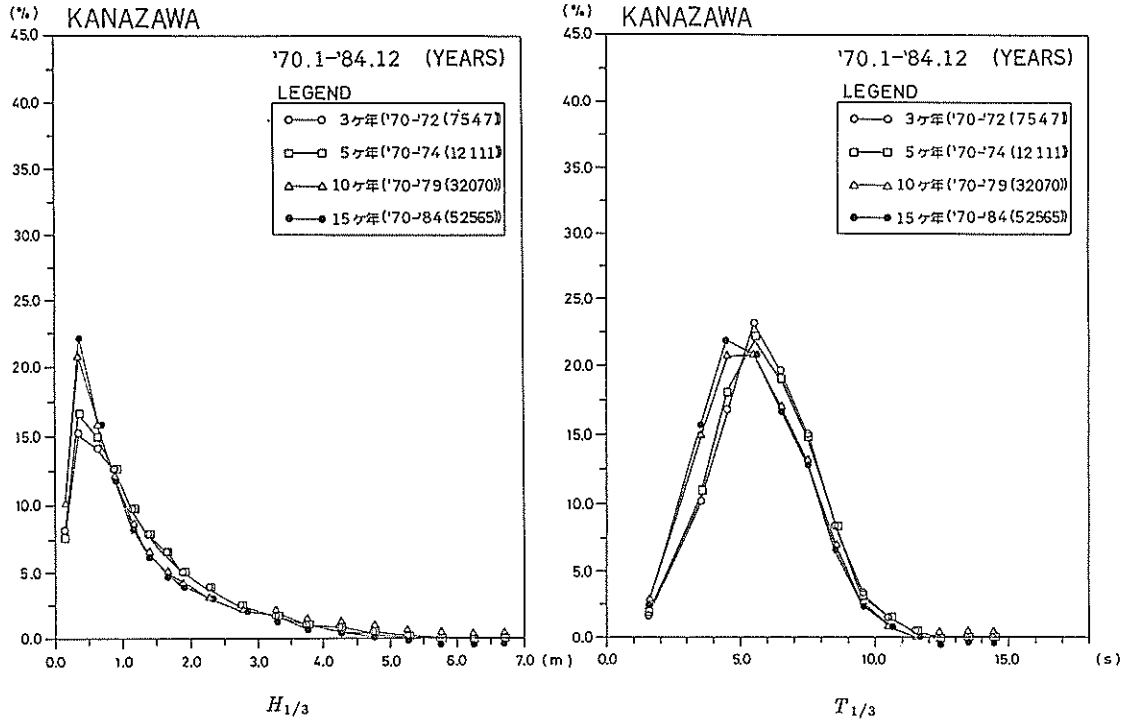

付図－2.5　金沢港　波高，周期の出現率累年変化

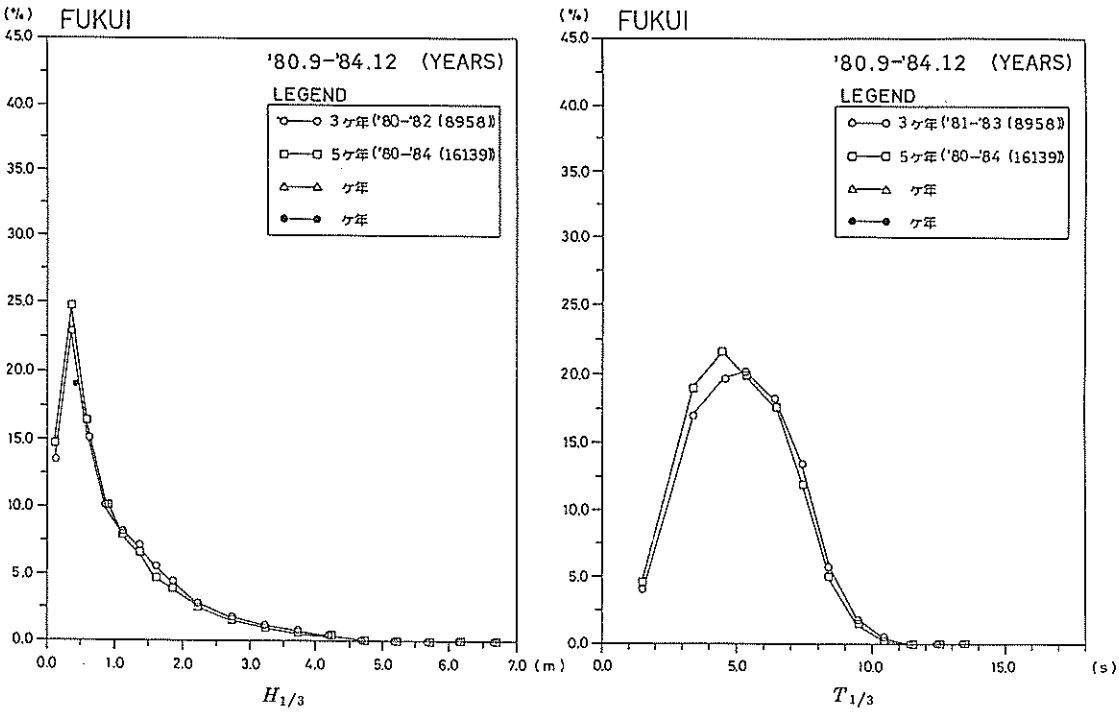

付図－2.6　福井港　波高，周期の出現率累年変化

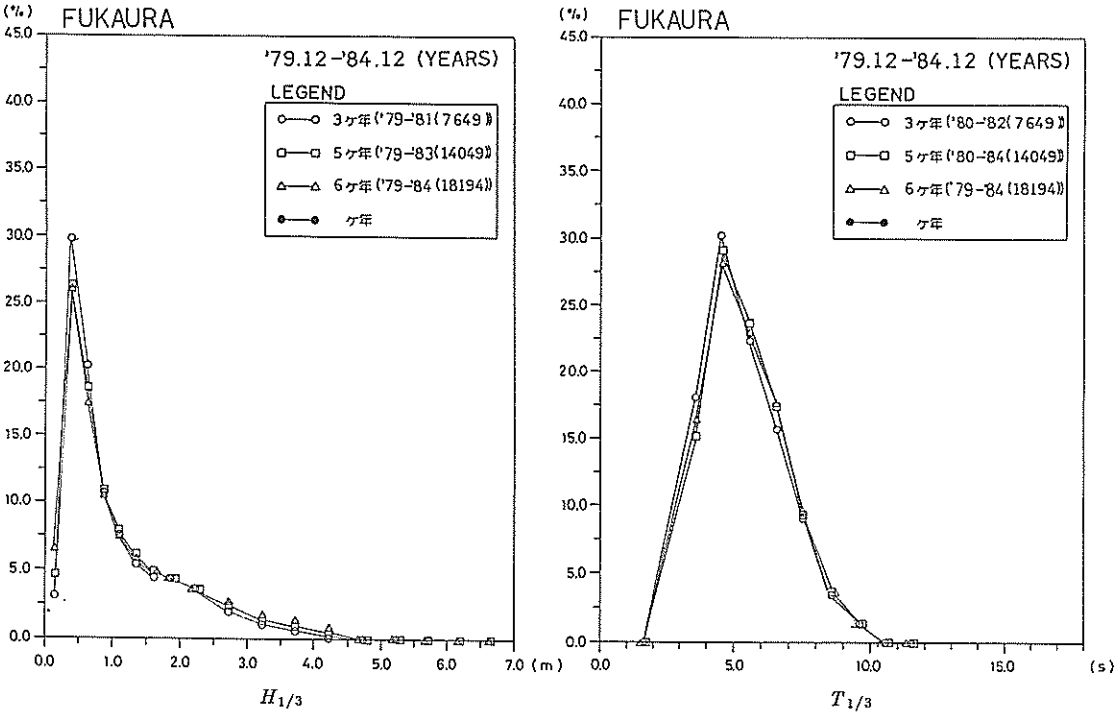

付図－2.7　深浦港　波高，周期の出現率累年変化

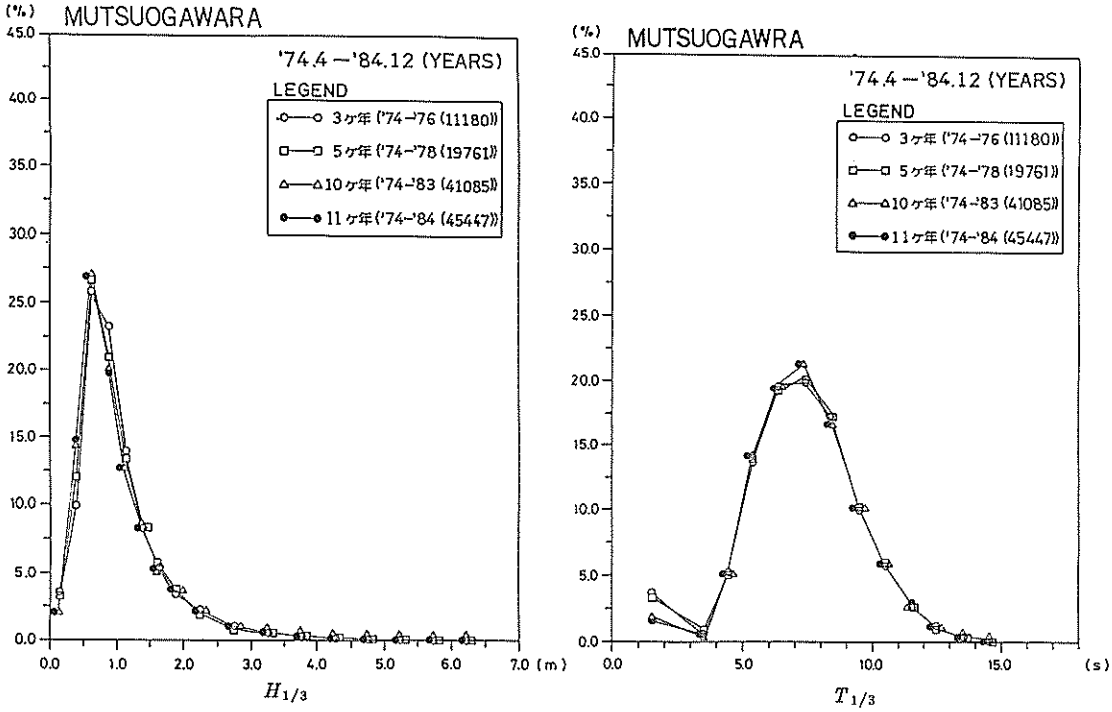

付図－2.8　むつ小川原港　波高，周期の出現率累年変化

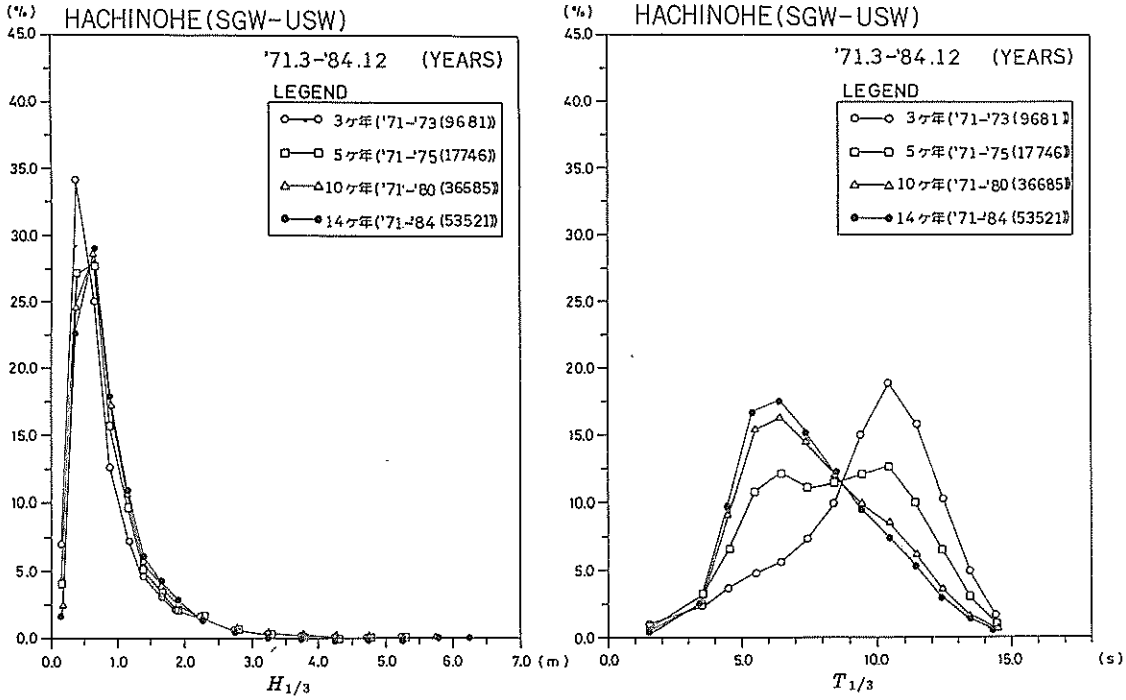

付図－2.9 (1)　八戸港（SGW，USW）　波高，周期の出現率累年変化

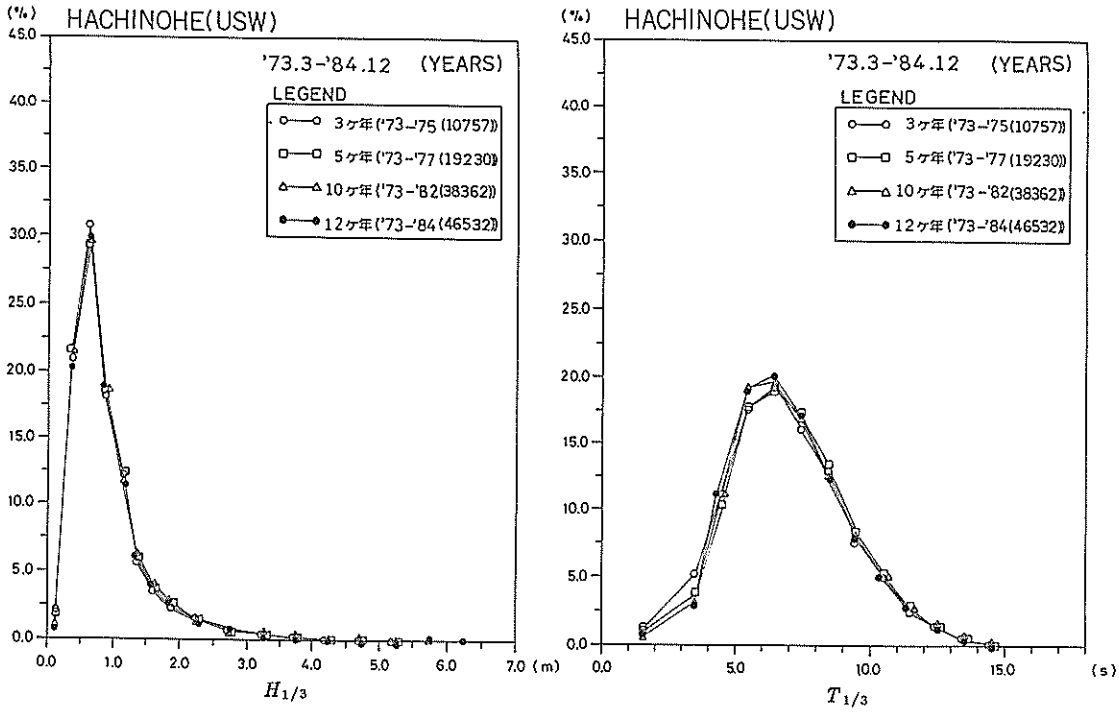

付図－2.9(2)　八戸港（USW）　波高，周期の出現率累年変化

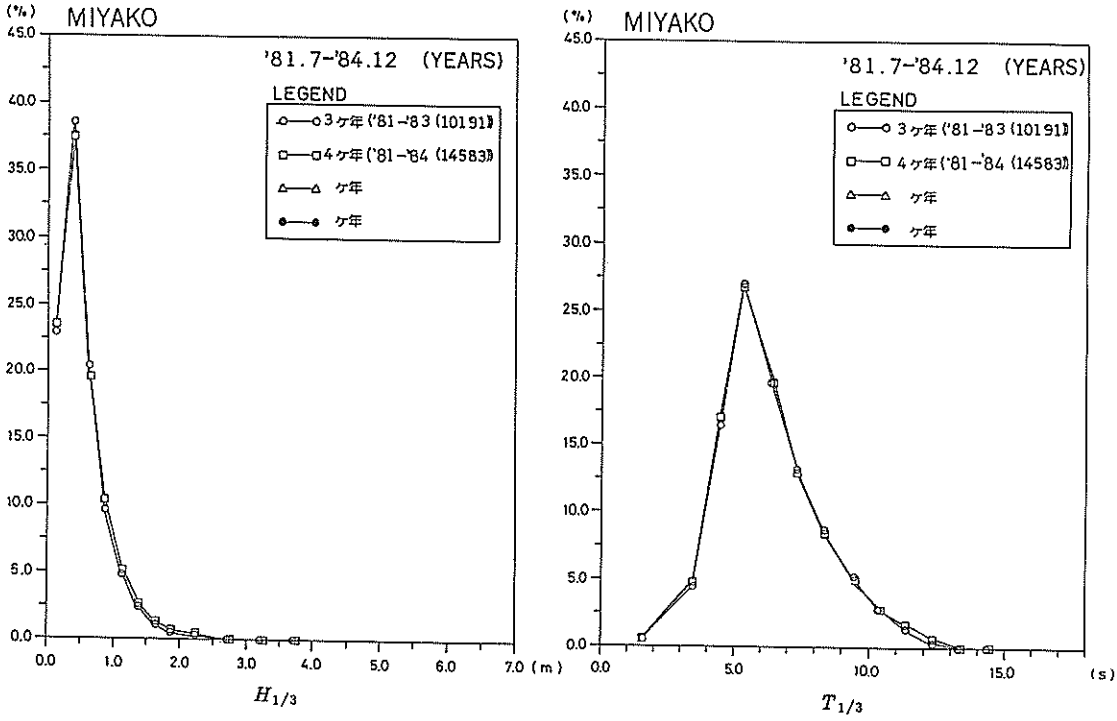

付図－2.10　宮古港　波高，周期の出現率累年変化

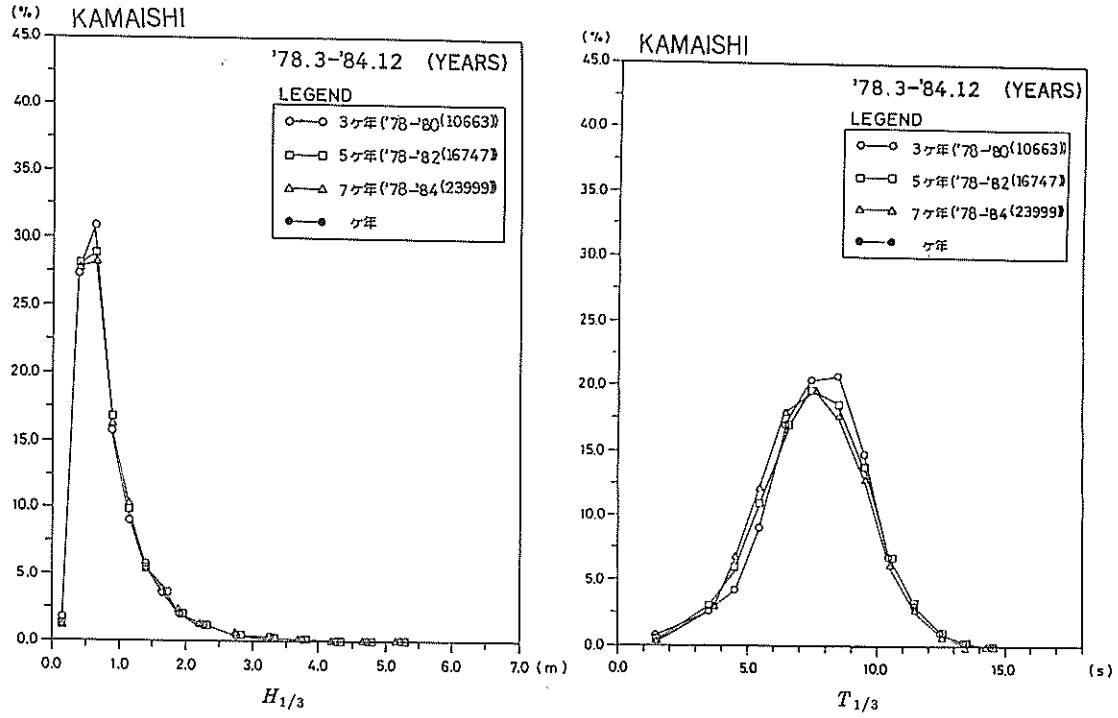

付図－2.11　釜石港　波高，周期の出現率累年変化

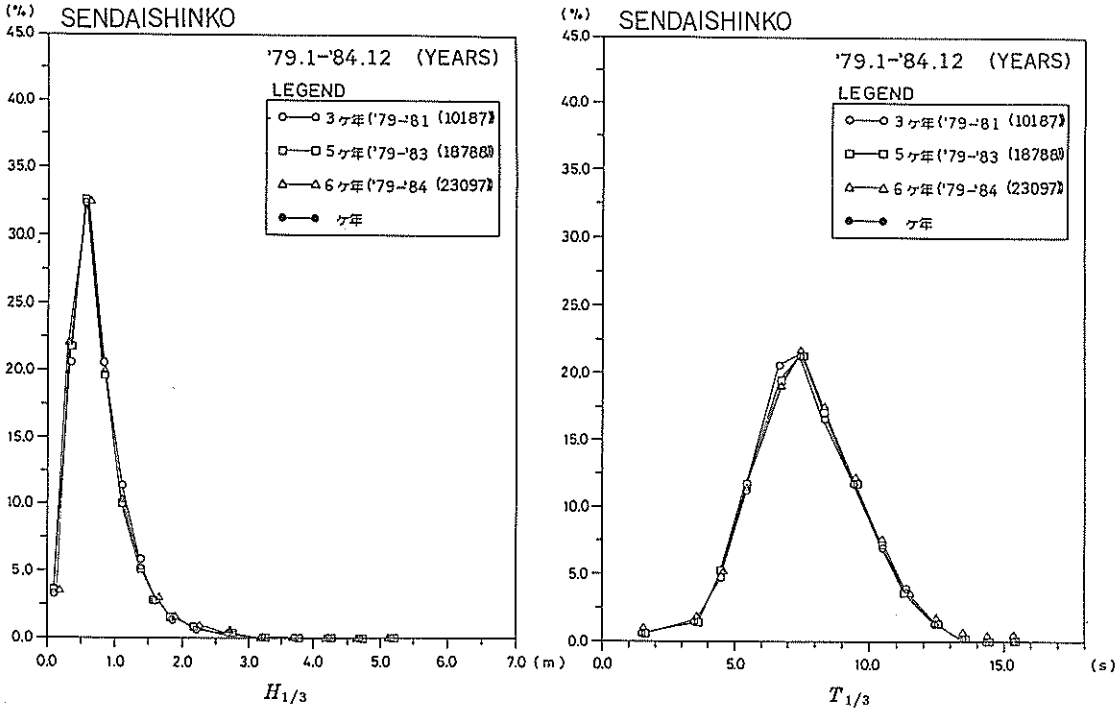

付図－2.12　仙台新港　波高，周期の出現率累年変化

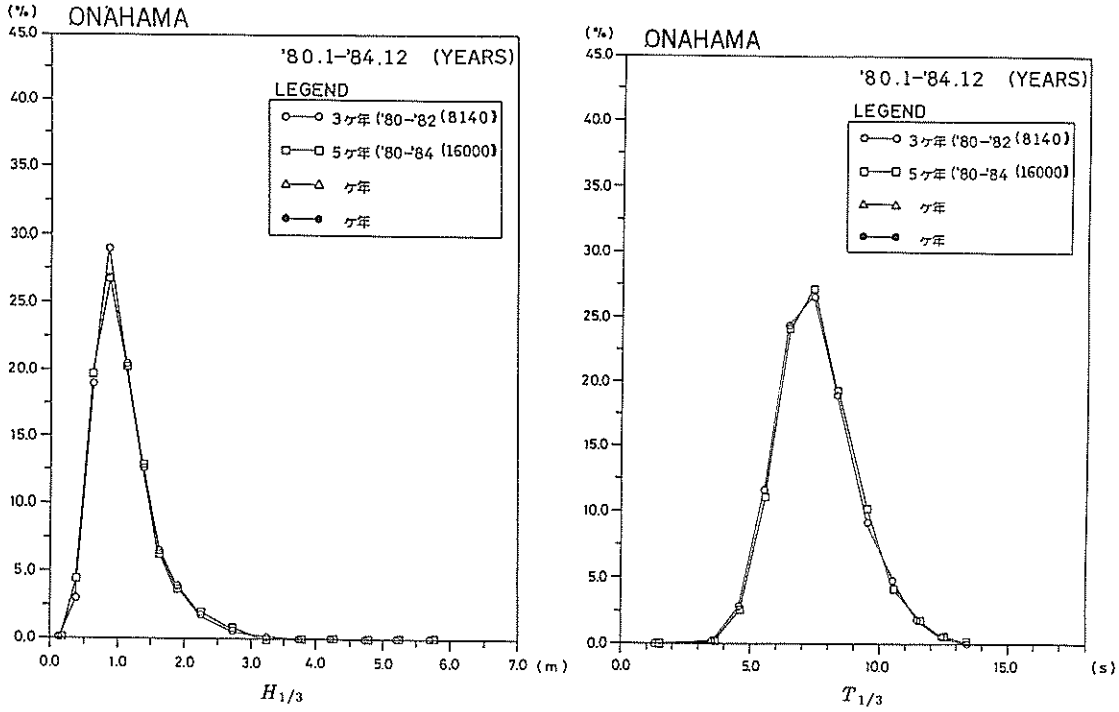

付図－2.13　小名浜港　波高，周期の出現率累年変化

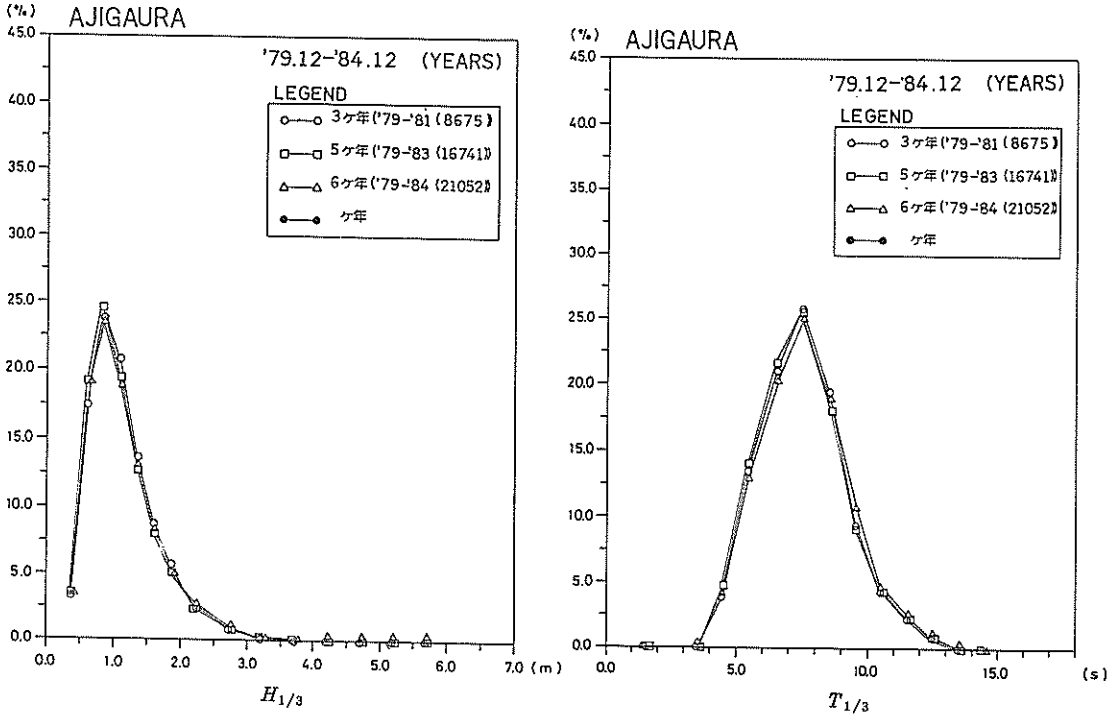

付図－2.14　阿字ケ浦　波高，周期の出現率累年変化

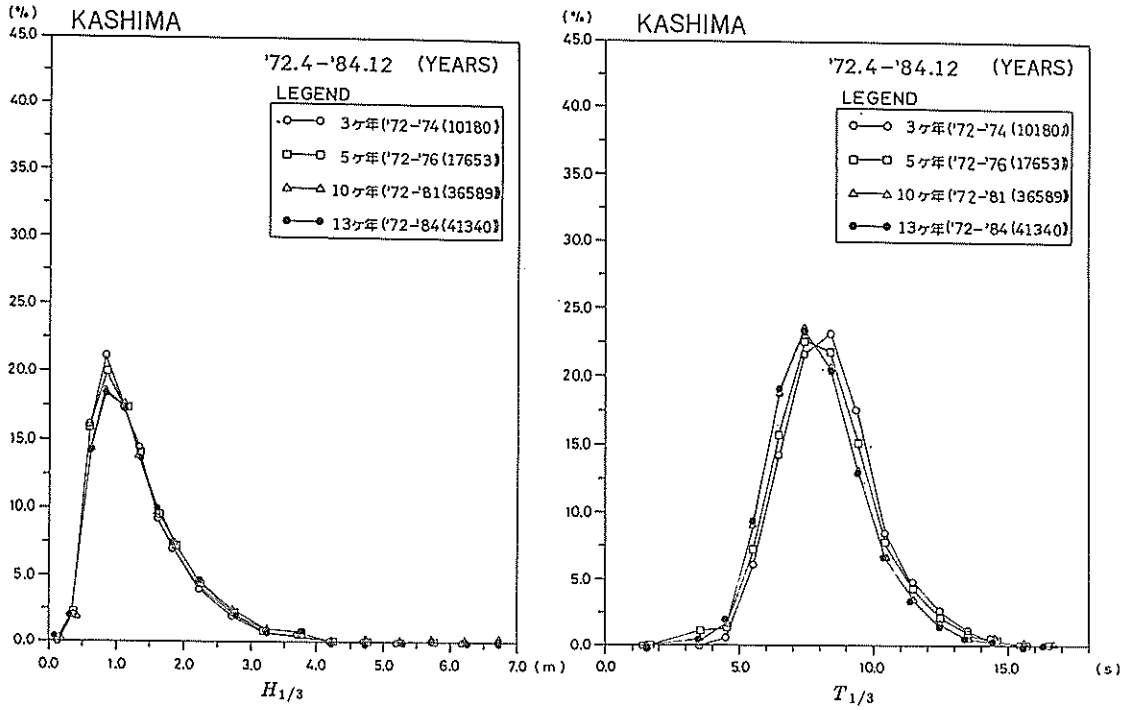

付図－2.15　鹿島港　波高，周期の出現率累年変化

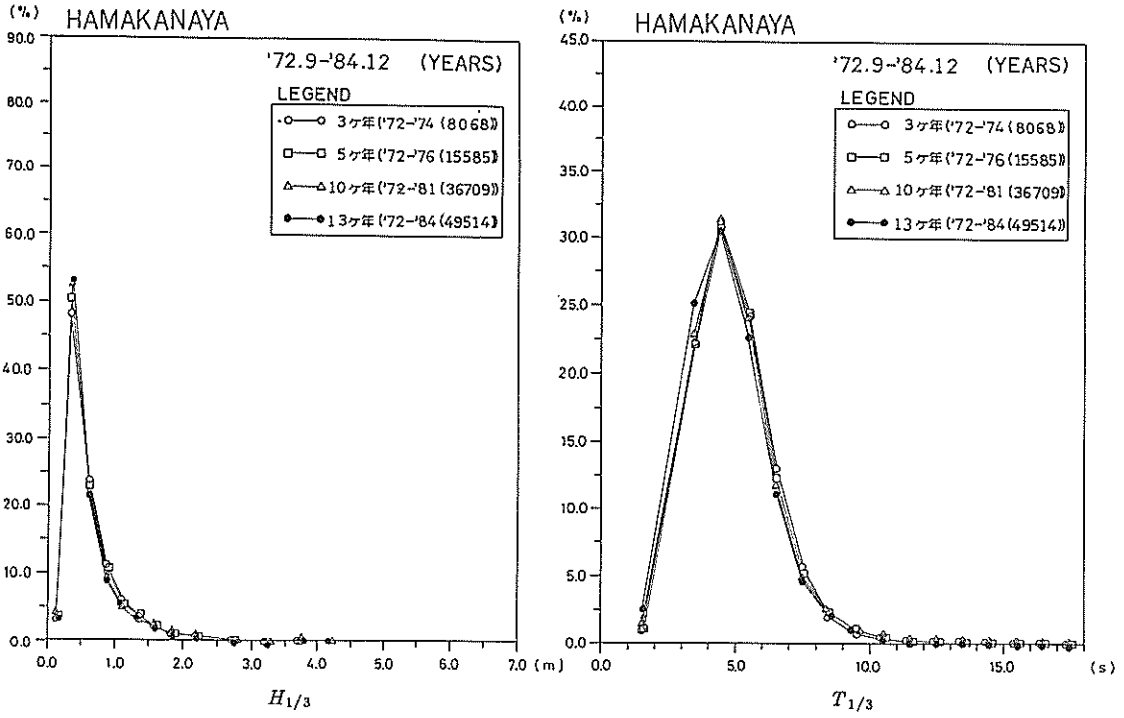

付図－2.16　浜金谷　波高，周期の出現率累年変化

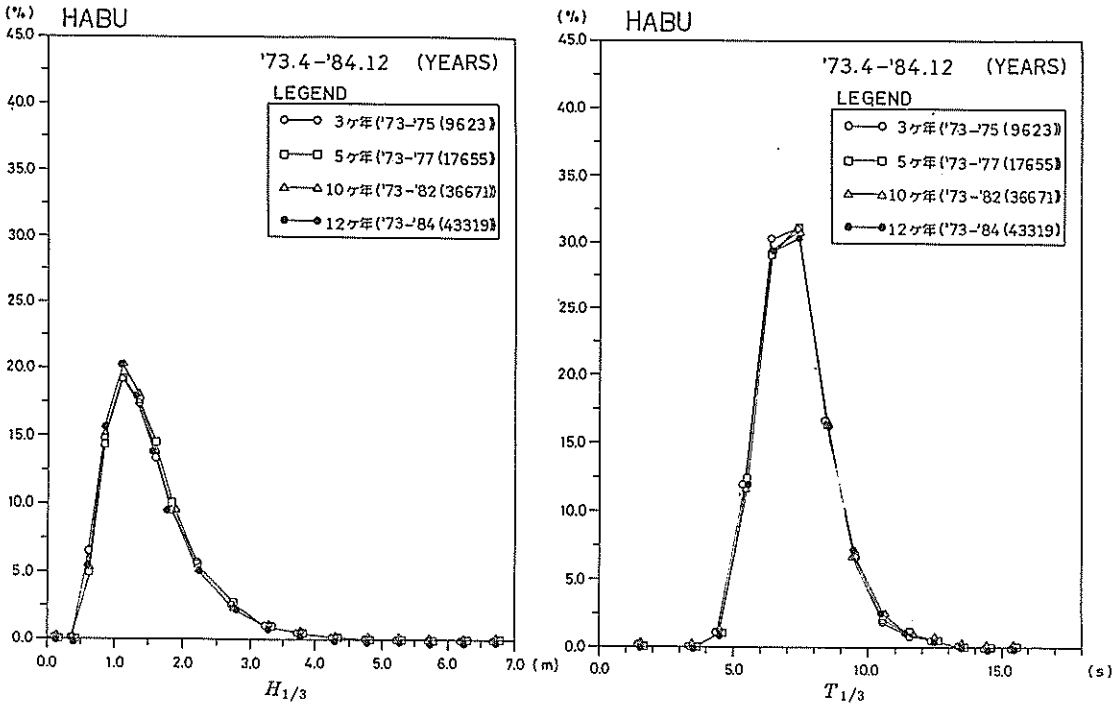

付図－2.17　波浮港　波高，周期の出現率累年変化

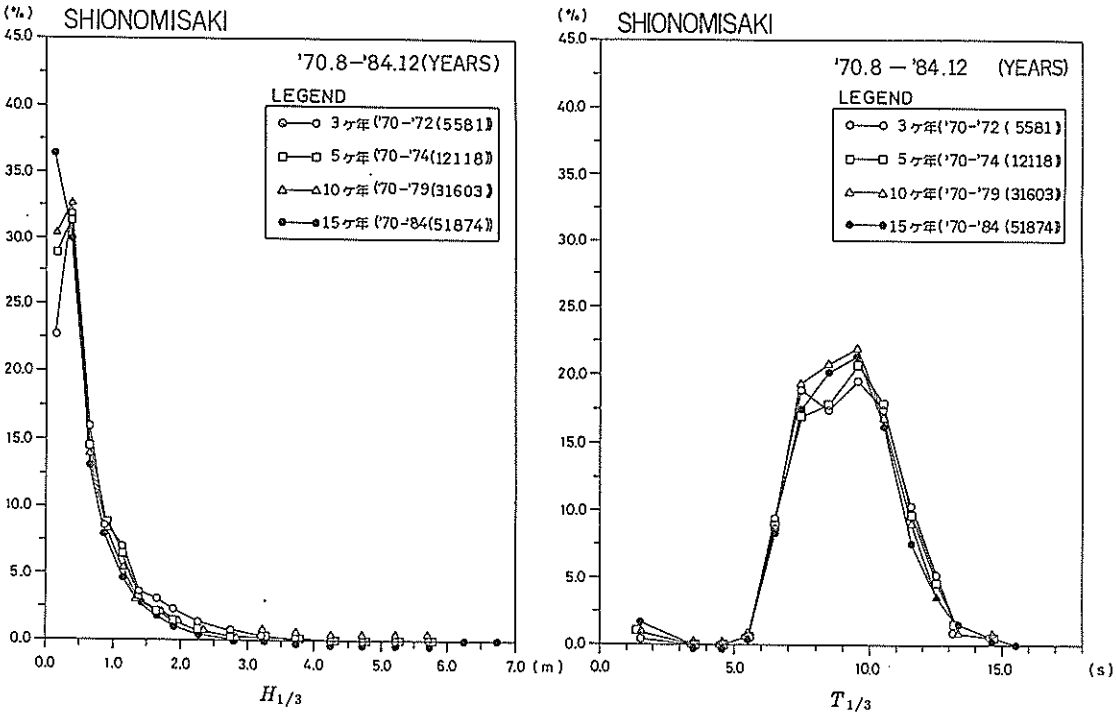

付図－2.18　潮岬　波高，周期の出現率累年変化

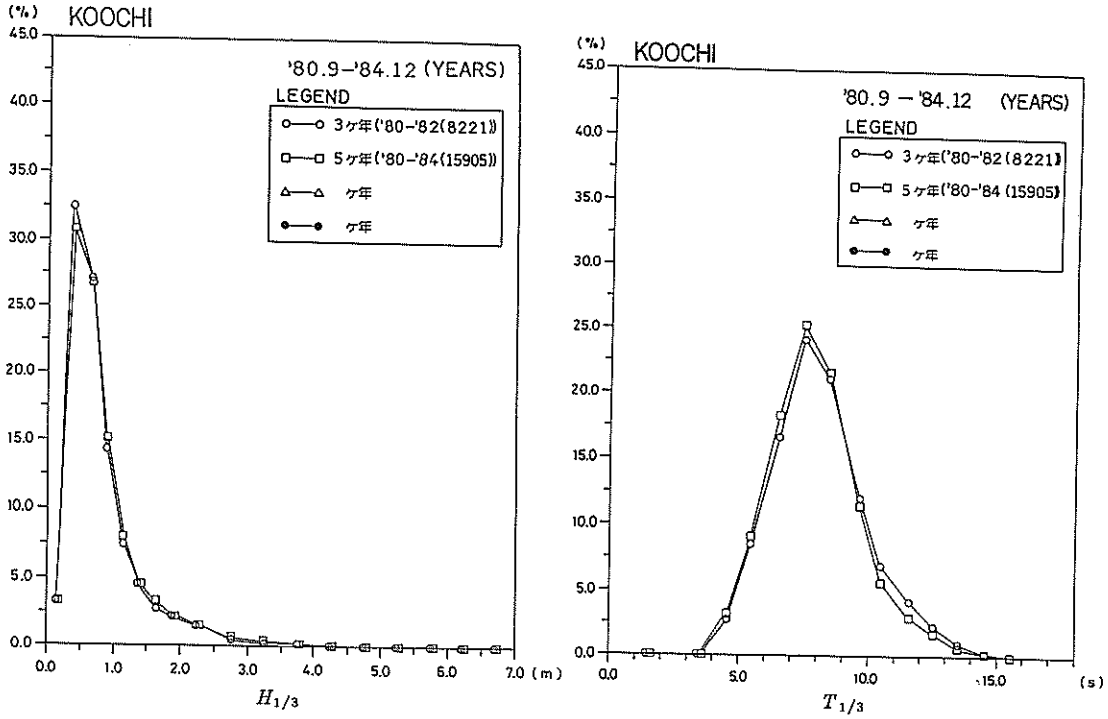

付図－2.19　高知沖　波高，周期の出現率累年変化

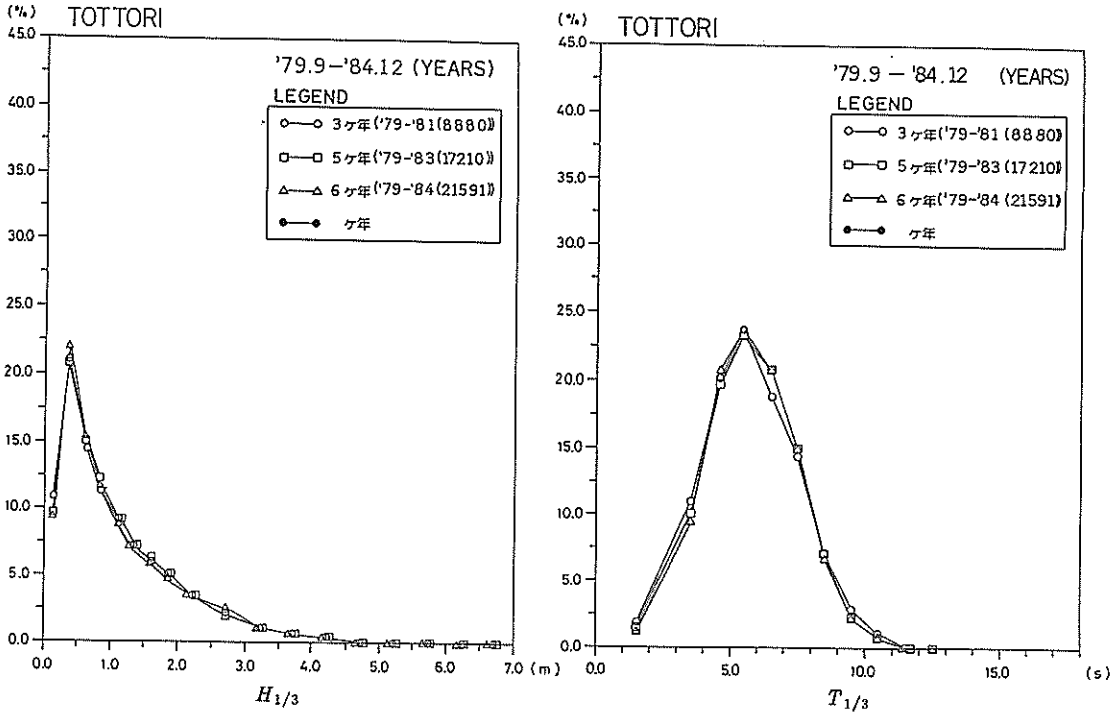

付図－2.20　鳥取港　波高，周期の出現率累年変化

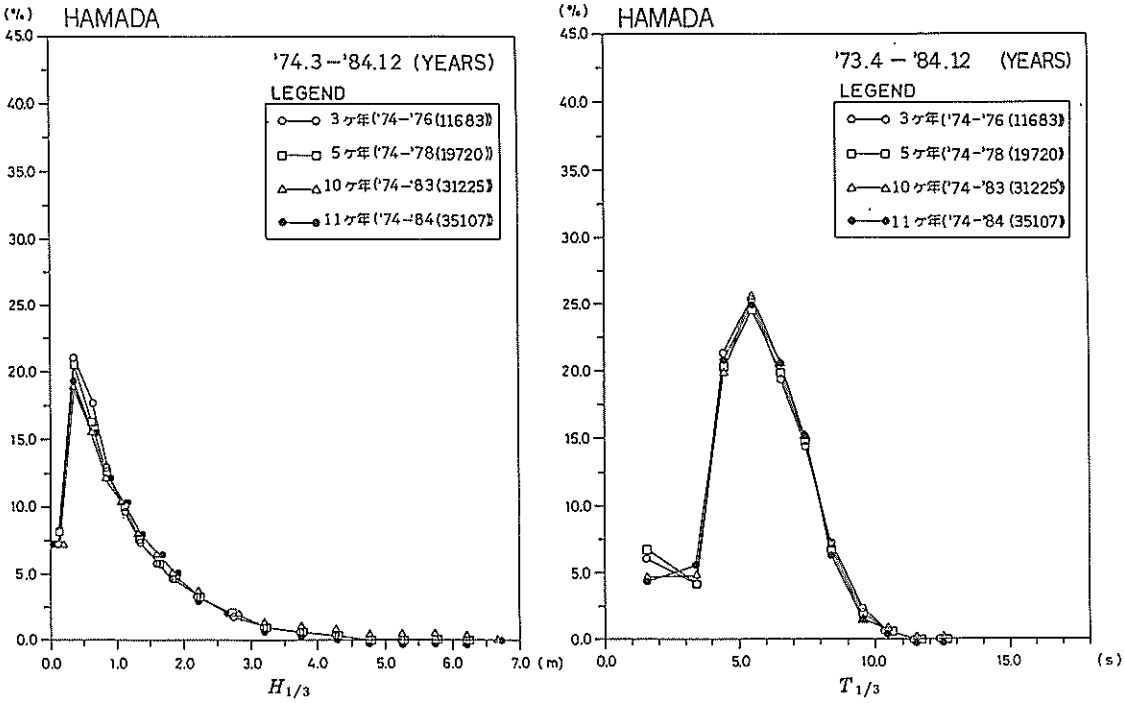

付図－2.21　浜田港　波高，周期の出現率累年変化

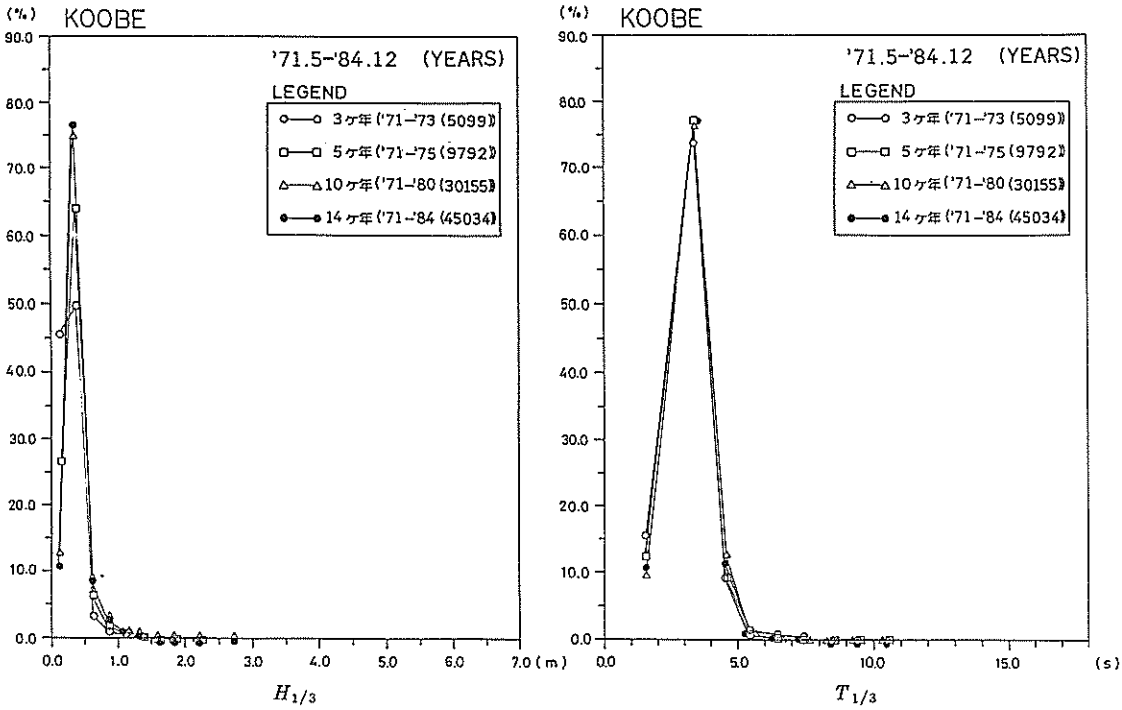

付図－2.22　神戸港　波高，周期の出現率累年変化

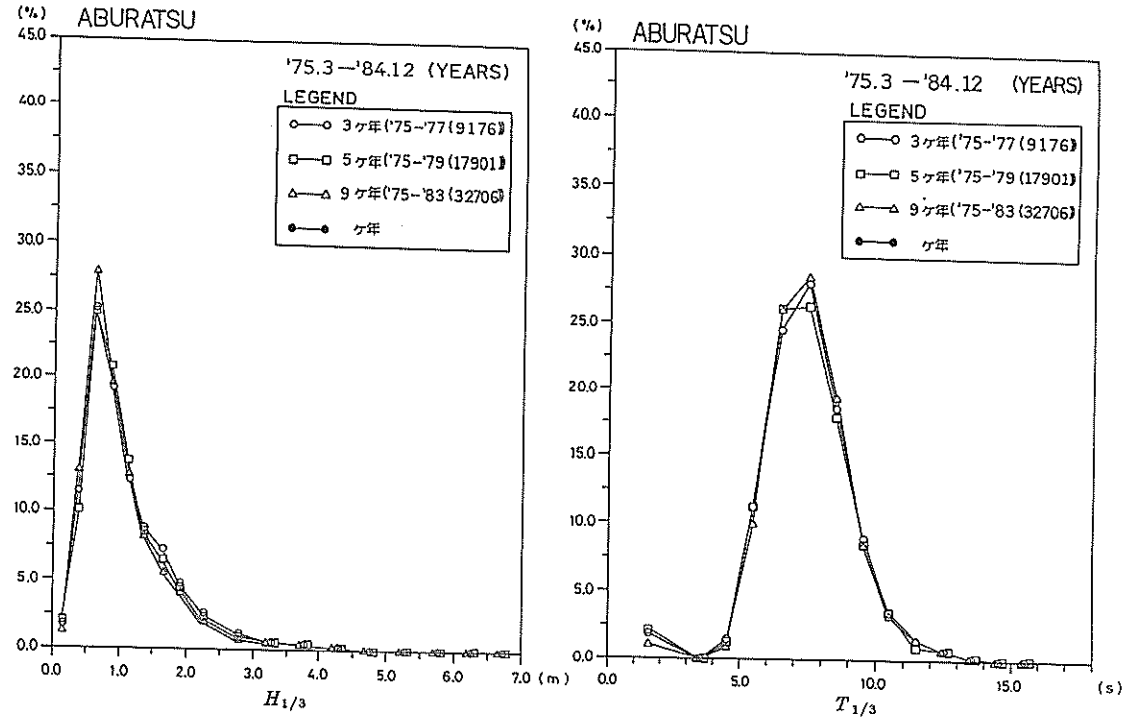

付図－2.23　油津港　波高，周期の出現率累年変化

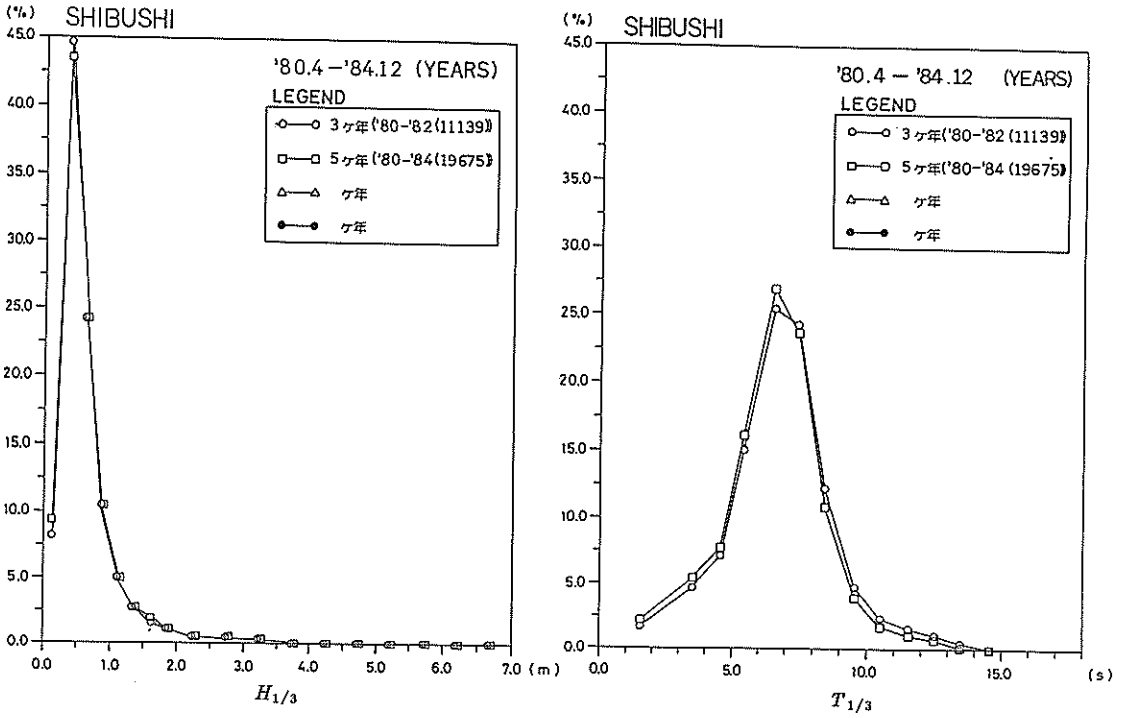

付図－2.24　志布志湾　波高，周期の出現率累年変化

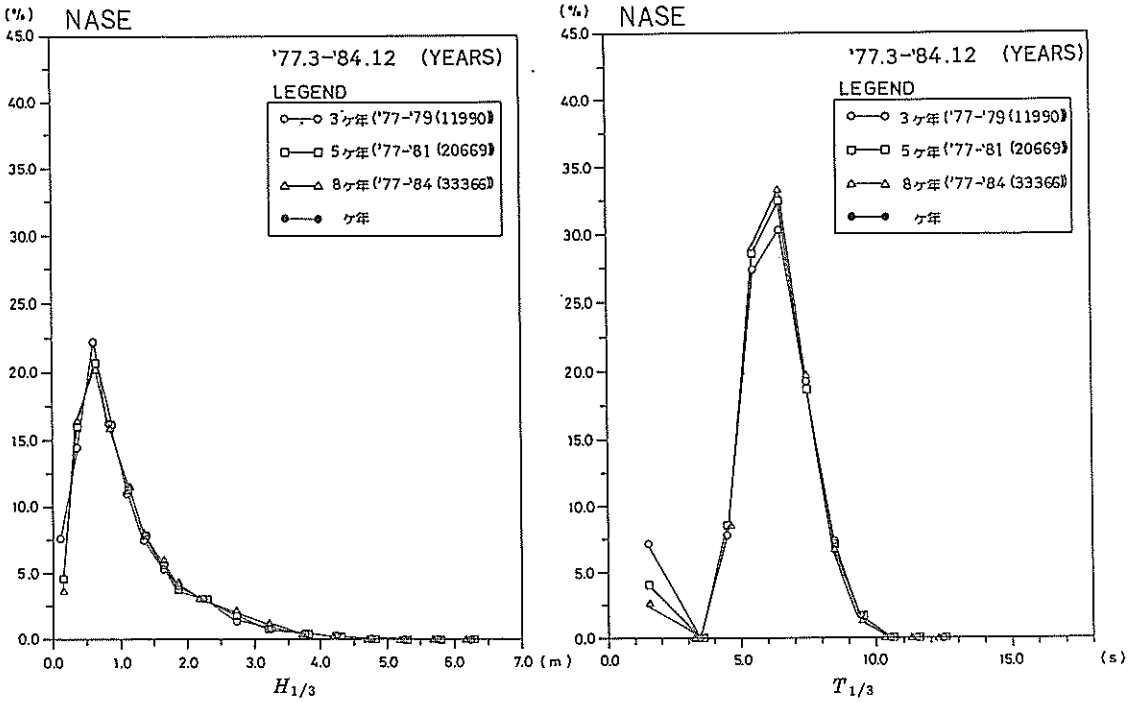

付図－2.25　名瀬港　波高，周期の出現率累年変化

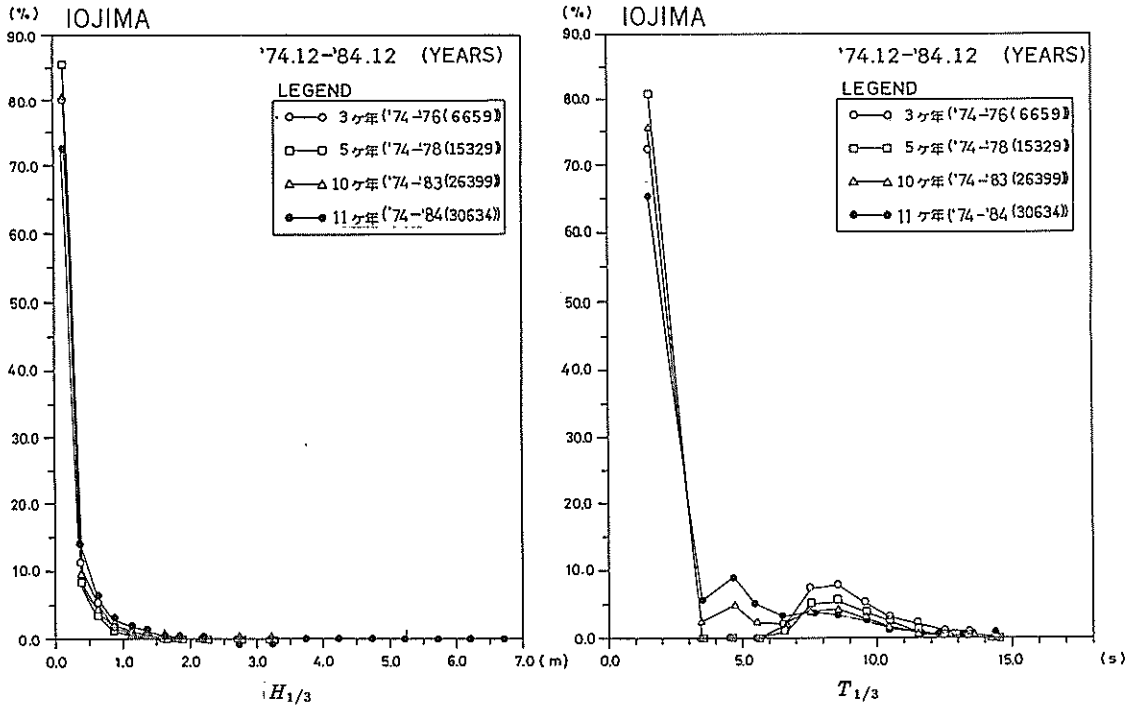

付図－2.26　伊王島　波高，周期の出現率累年変化

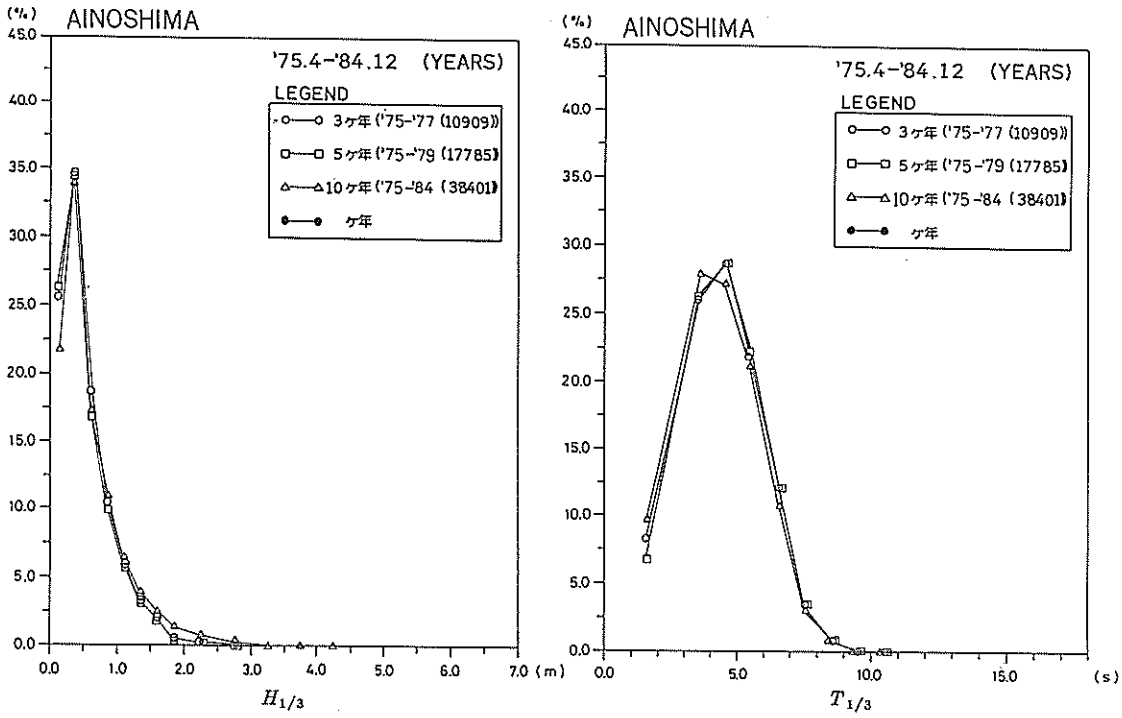

付図－2.27　藍島　波高，周期の出現率累年変化

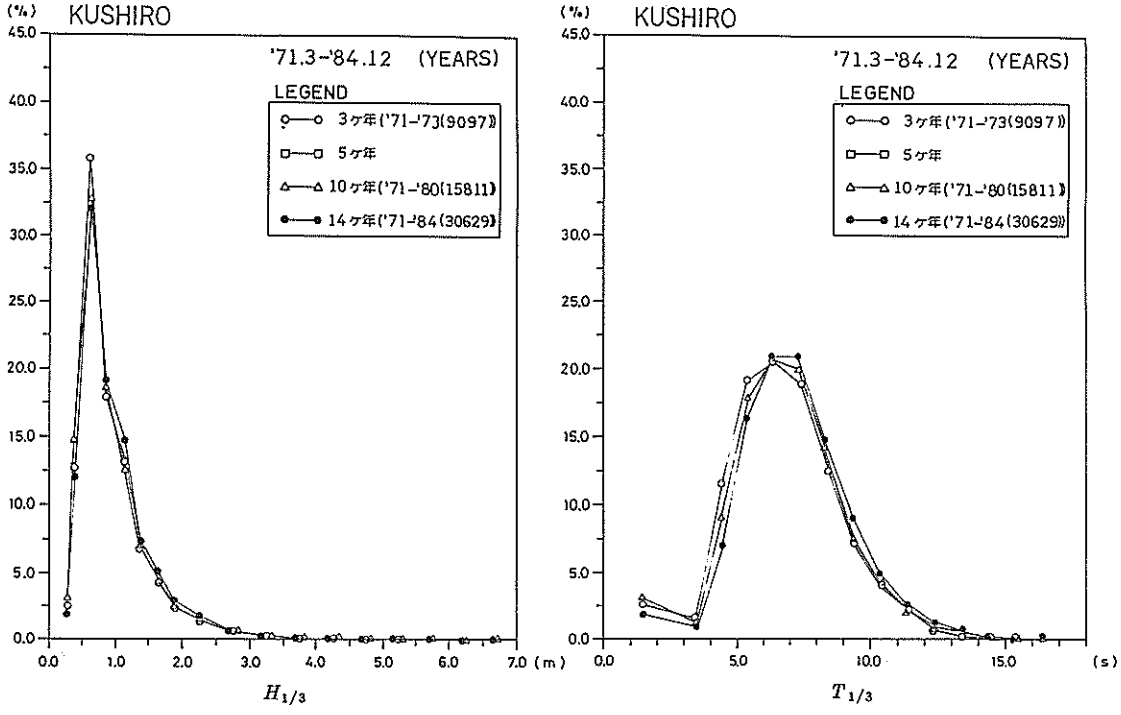

付図－2.28　釧路港　波高，周期の出現率累年変化

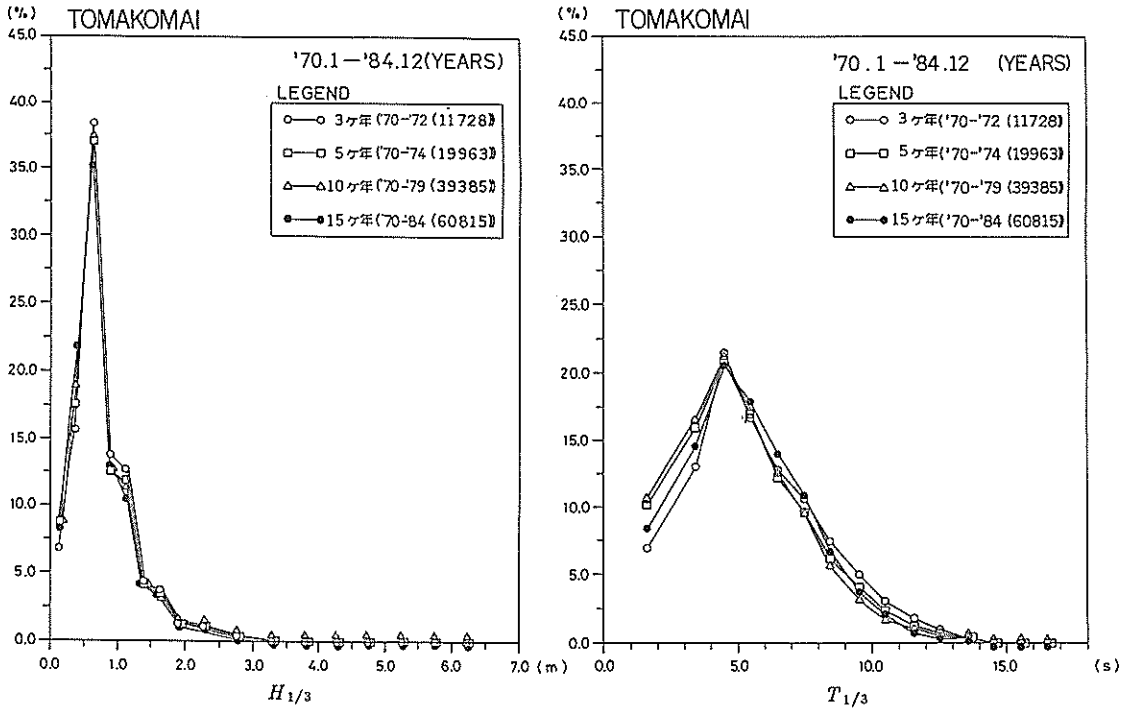

付図－2.29　苫小牧港　波高，周期の出現率累年変化

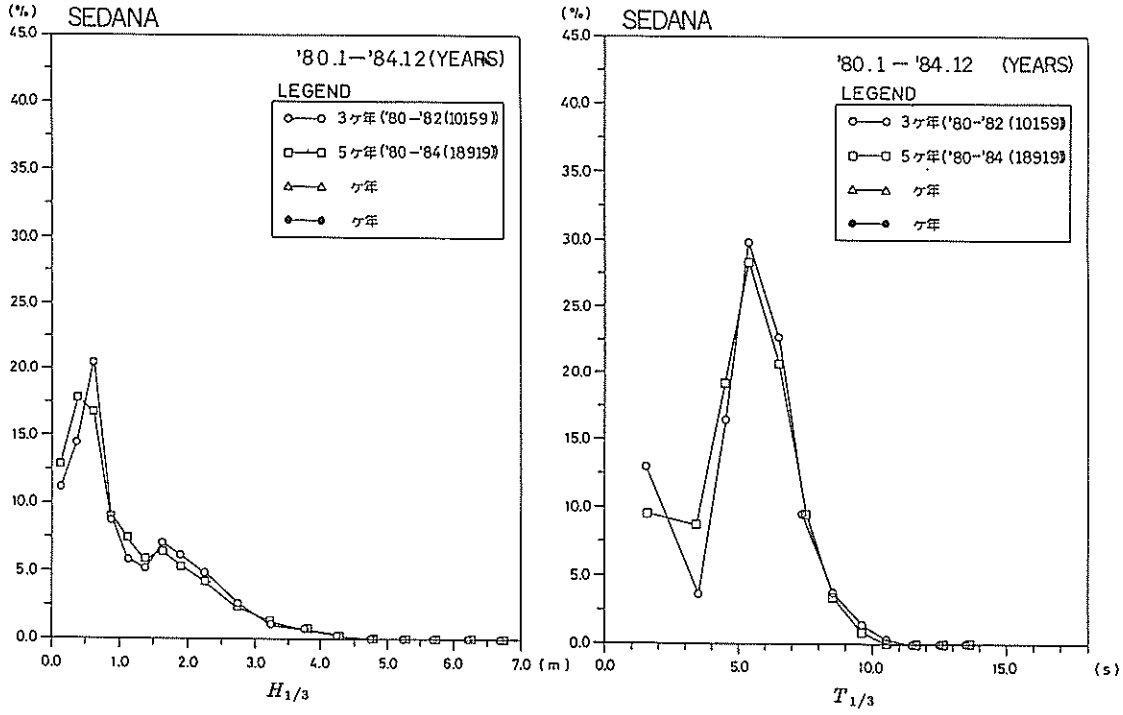

付図－2.30　瀬棚港　波高，周期の出現率累年変化

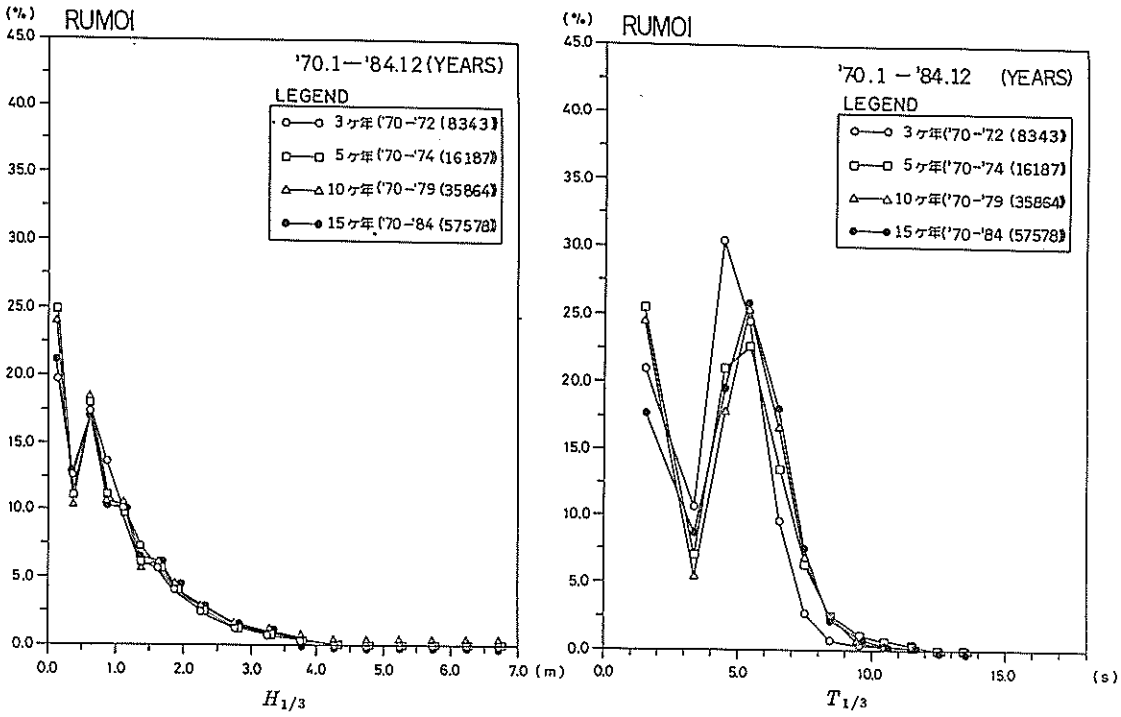

付図－2.31　留萌港　波高，周期の出現率累年変化

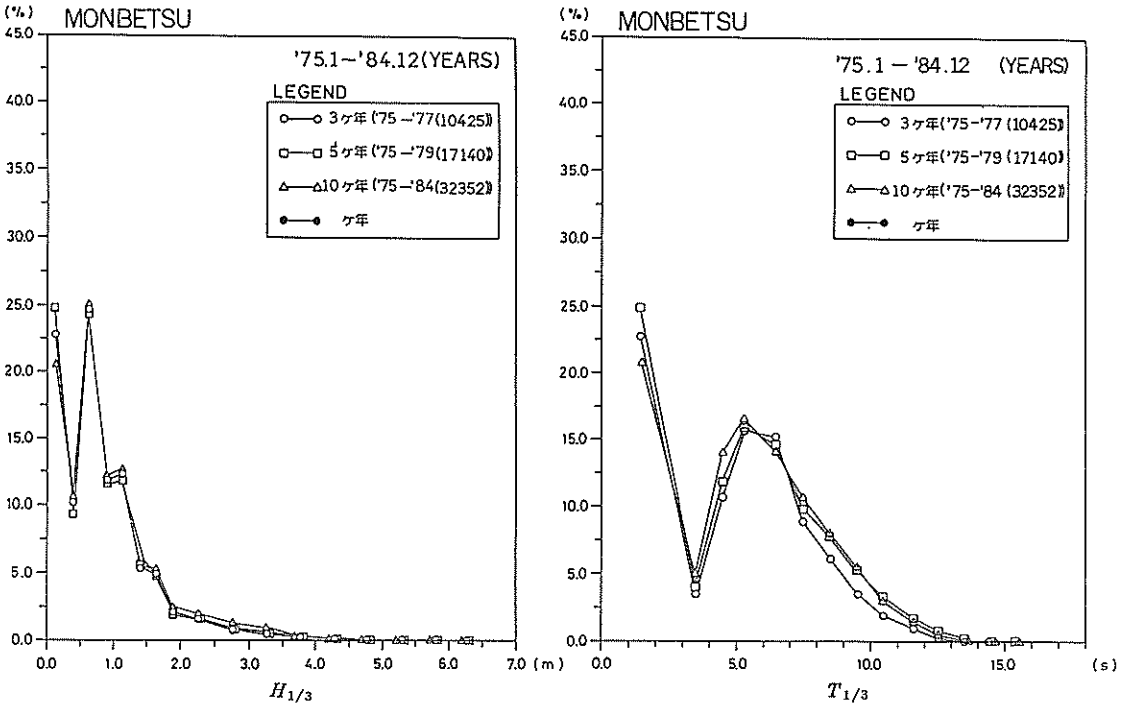

付図－2.32　紋別港　波高，周期の出現率累年変化

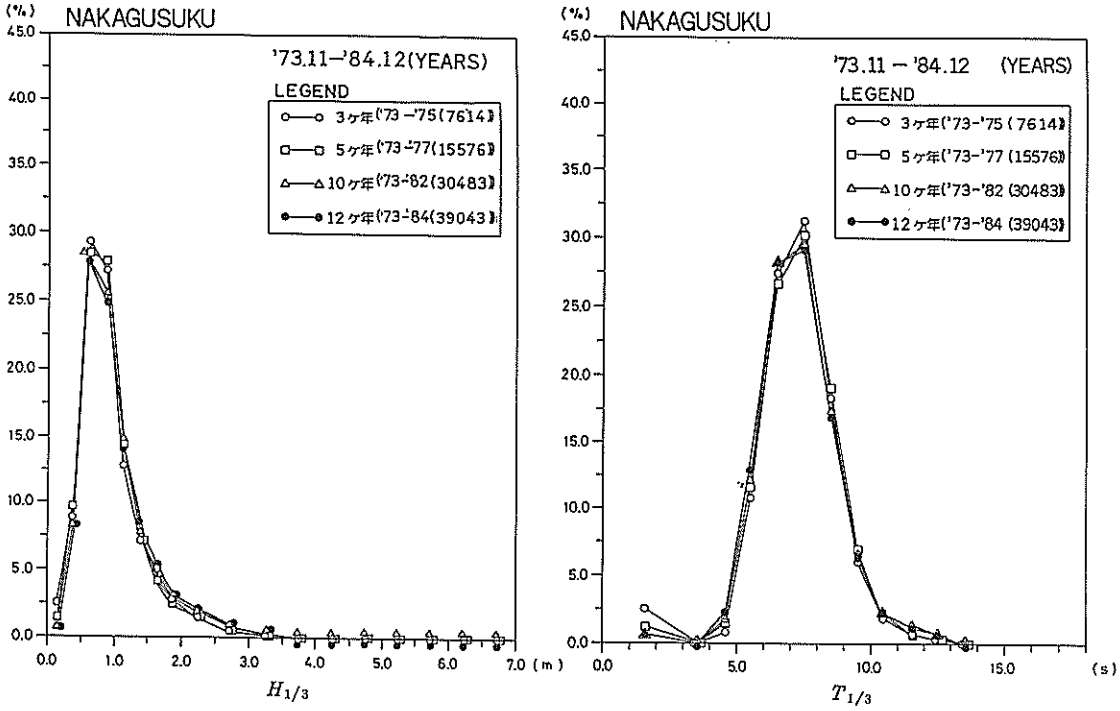

付図－2.33　中城湾　波高，周期の出現率累年変化

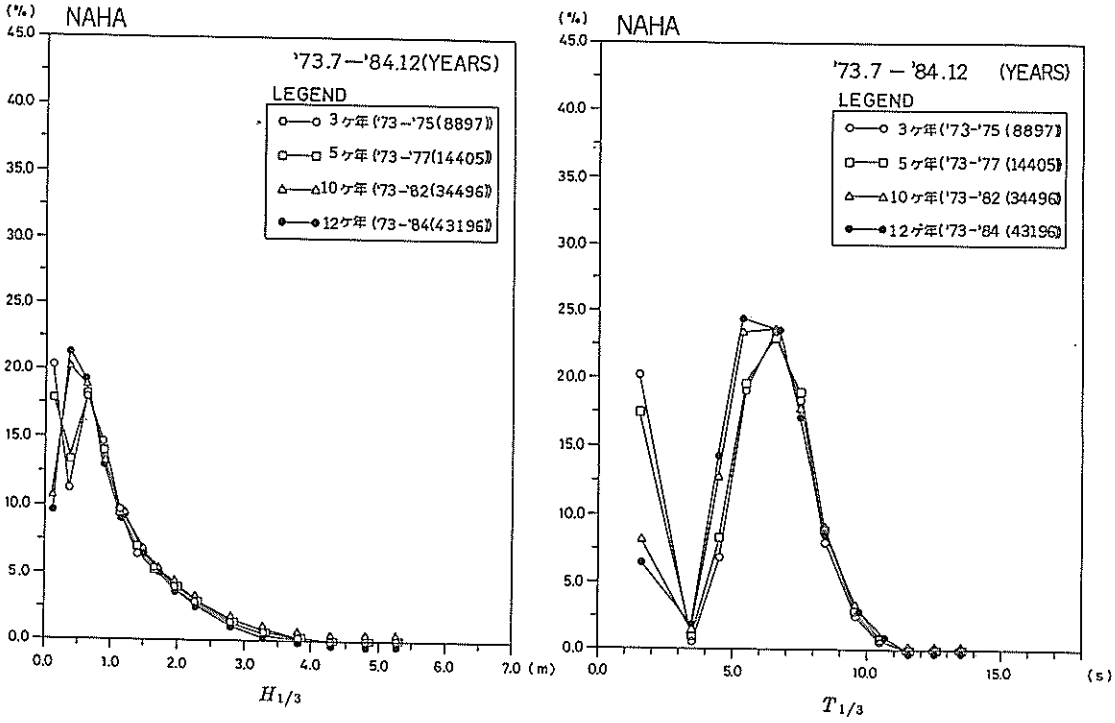

付図－2.34　那覇港　波高，周期の出現率累年変化

付表－3.1(1)a　酒田港（PW, USW）波浪階級別継続時間頻度表（冬季）

未超過

WAVE DURATION DISTRIBUTION (WINTER OBS.PERIOD=12.69 YEARS) SAKATA (PW,USW

WAVE CLASSES (LESS THAN)	DURATION CLASSES(DAYS) 0.5	1	2	3	4	5	6	7	10	TOTAL
0.5 M	6.9	2.4	1.7	0.1	0.	0.	0.	0.	0.	11.2
1.0 M	15.4	5.1	4.9	1.1	0.2	0.1	0.	0.	0.	26.8
1.5 M	18.7	7.6	6.5	2.8	1.3	0.3	0.3	0.1	0.	37.6
2.0 M	21.4	7.4	7.4	3.9	2.2	1.2	0.5	0.3	0.2	0.	44.5
3.0 M	13.2	2.9	5.2	3.5	2.1	1.5	1.8	0.7	1.7	0.7	33.3
4.0 M	5.4	1.3	2.0	1.6	1.3	0.9	0.8	0.7	1.0	2.7	17.7
5.0 M	2.4	0.4	1.1	0.8	0.4	0.3	0.2	0.7	0.6	3.3	10.3

超過

WAVE DURATION DISTRIBUTION (WINTER OBS.PERIOD=12.69 YEARS) SAKATA (PW,USW)

WAVE CLASSES (MORE THAN)	DURATION CLASSES HOURS 6	12	18	DAYS 1	1.5	2	3	4	5	TOTAL
1.0 M	6.5	2.1	1.8	1.2	2.0	2.4	3.9	2.5	1.6	4.5	28.4
2.0 M	17.5	5.0	3.5	3.7	5.8	3.4	2.9	1.4	0.8	0.4	44.4
3.0 M	17.0	5.0	3.2	2.2	2.0	1.3	0.9	0.3	0.2	0.	32.0
4.0 M	8.0	3.1	1.6	0.9	0.9	0.4	0.2	0.	0.	0.	15.1
5.0 M	5.4	0.9	0.5	0.3	0.3	0.	0.1	0.	0.	0.	7.6
6.0 M	1.3	0.2	0.2	0.1	0.	0.	0.1	0.	0.	0.	1.7
7.0 M	0.3	0.1	0.1	0.	0.	0.1	0.	0.	0.	0.	0.6

付表－3.1(1)b　酒田港（PW, USW）波浪階級別継続時間頻度表（春季）

未超過

WAVE DURATION DISTRIBUTION (SPRING OBS.PERIOD=11.67 YEARS) SAKATA (PW,USW)

WAVE CLASSES (LESS THAN)	DURATION CLASSES(DAYS) 0.5	1	2	3	4	5	6	7	10	TOTAL
0.5 M	12.7	6.9	5.3	2.5	1.0	0.8	0.3	0.3	0.1	0.1	29.9
1.0 M	9.7	3.6	5.7	3.5	2.5	1.0	0.8	0.5	0.6	0.6	28.4
1.5 M	8.7	1.9	3.9	2.3	2.1	1.2	1.1	1.1	0.8	1.5	24.7
2.0 M	4.5	1.5	2.4	2.2	0.9	1.2	1.3	0.6	1.4	2.0	17.9
3.0 M	1.9	0.4	1.1	0.7	0.5	0.5	0.6	0.6	1.1	2.5	9.9
4.0 M	1.5	0.2	0.4	0.6	0.6	0.2	0.4	0.6	0.8	2.1	7.5
5.0 M	0.5	0.3	0.2	0.6	0.4	0.1	0.3	0.4	0.4	1.8	5.0

超過

WAVE DURATION DISTRIBUTION (SPRING OBS.PERIOD=11.67 YEARS) SAKATA (PW,USW)

WAVE CLASSES (MORE THAN)	DURATION CLASSES HOURS 6	12	18	DAYS 1	1.5	2	3	4	5	TOTAL
1.0 M	9.6	2.4	2.5	1.1	5.3	1.7	2.1	1.1	0.5	0.9	27.2
2.0 M	7.4	2.7	1.8	0.3	1.7	0.7	0.5	0.3	0.1	0.1	15.6
3.0 M	3.2	1.3	0.9	0.6	0.8	0.	0.3	0.2	0.	0.	7.1
4.0 M	2.9	0.6	0.8	0.1	0.1	0.2	0.	0.	0.	0.	4.6
5.0 M	1.3	0.1	0.2	0.	0.1	0.1	0.	0.	0.	0.	1.7
6.0 M	0.4	0.	0.	0.	0.1	0.	0.	0.	0.	0.	0.5
7.0 M	0.3	0.	0.1	0.	0.	0.	0.	0.	0.	0.	0.3

付表－3.1(1)c　酒田港（PW, USW）波浪階級別継続時間頻度表（夏季）

未超過

WAVE DURATION DISTRIBUTION (SUMMER . OBS.PERIOD=13.07 YEARS) SAKATA (PW, USW)

WAVE CLASSES (LESS THAN)	DURATION CLASSES(DAYS) 0.5	1	2	3	4	5	6	7	10	TOTAL
0.5 M	12.2	4.5	4.4	3.4	2.8	1.4	1.1	0.5	1.2	0.5	32.1
1.0 M	4.8	1.3	2.4	2.4	1.1	1.1	0.8	0.3	1.1	2.8	18.2
1.5 M	2.8	0.4	0.8	0.8	0.3	0.5	0.6	0.6	1.1	3.0	10.8
2.0 M	0.7	0.3	0.6	0.7	0.3	0.2	0.2	0.4	0.8	2.2	6.4
3.0 M	0.3	0.2	0.5	0.5	0.1	0.2	0.2	0.2	0.4	1.7	4.2
4.0 M	0.2	0.1	0.5	0.5	0.1	0.2	0.2	0.2	0.3	1.5	3.7
5.0 M	0.2	0.1	0.5	0.5	0.	0.2	0.2	0.2	0.2	1.6	3.5

超過

WAVE DURATION DISTRIBUTION (SUMMER OBS.PERIOD=13.07 YEARS) SAKATA (PW, USW)

WAVE CLASSES (MORE THAN)	DURATION CLASSES HOURS 6	12	18	DAYS 1	1.5	2	3	4	5	TOTAL
1.0 M	8.0	2.7	1.1	1.1	1.7	0.7	0.1	0.1	0.	0.	15.5
2.0 M	1.8	1.0	0.2	0.	0.2	0.	0.	0.	0.	0.	3.1
3.0 M	0.6	0.2	0.	0.	0.	0.	0.	0.	0.	0.	0.8
4.0 M	0.2	0.	0.	0.	0.	0.	0.	0.	0.	0.	0.2
5.0 M	0.1	0.	0.	0.	0.	0.	0.	0.	0.	0.	0.1
6.0 M	0.	0.	0.	0.	0.	0.	0.	0.	0.	0.	0.
7.0 M	0.	0.	0.	0.	0.	0.	0.	0.	0.	0.	0.

付表－3.1(1)d　酒田港（PW, USW）波浪階級別継続時間頻度表（秋季）

未超過

WAVE DURATION DISTRIBUTION (AUTUMN OBS.PERIOD=13.24 YEARS) SAKATA (PW, USW)

WAVE CLASSES (LESS THAN)	DURATION CLASSES(DAYS) 0.5	1	2	3	4	5	6	7	10	TOTAL
0.5 M	13.7	5.7	6.0	2.6	1.1	0.6	0.2	0.	0.	0.	29.8
1.0 M	13.7	3.5	6.7	4.0	1.5	1.3	0.6	0.5	0.5	0.4	32.6
1.5 M	10.0	2.6	4.2	3.5	2.0	1.4	1.2	0.3	0.8	1.0	27.1
2.0 M	7.8	1.8	3.1	3.0	1.5	1.4	0.8	0.6	1.1	1.7	22.8
3.0 M	4.3	0.7	0.8	1.4	1.4	0.4	0.3	0.5	1.2	2.6	13.6
4.0 M	1.6	0.4	0.6	0.7	0.3	0.5	0.3	0.3	0.6	2.7	8.0
5.0 M	1.4	0.2	0.2	0.4	0.5	0.1	0.2	0.2	0.7	2.4	6.0

超過

WAVE DURATION DISTRIBUTION (AUTUMN OBS.PERIOD=13.24 YEARS) SAKATA (PW, USW)

WAVE CLASSES (MORE THAN)	DURATION CLASSES HOURS 6	12	18	DAYS 1	1.5	2	3	4	5	TOTAL
1.0 M	11.8	3.5	2.0	1.5	3.9	3.9	2.9	1.4	0.3	0.8	32.2
2.0 M	9.4	3.2	1.9	1.6	2.9	1.4	1.3	0.1	0.	0.1	21.8
3.0 M	5.6	1.9	1.2	1.1	1.0	0.7	0.2	0.	0.	0.	11.6
4.0 M	3.0	1.2	0.8	0.7	0.3	0.1	0.	0.	0.	0.	6.0
5.0 M	3.0	0.5	0.2	0.2	0.	0.	0.	0.	0.	0.	3.9
6.0 M	0.8	0.2	0.	0.1	0.	0.	0.	0.	0.	0.	1.1
7.0 M	0.1	0.	0.1	0.	0.	0.	0.	0.	0.	0.	0.2

付表－3.1(1)e　酒田港（PW, USW）波浪階級別継続時間頻度表（通年）

未超過

WAVE DURATION DISTRIBUTION (YEARS OBS.PERIOD=12.75 YEARS) SAKATA (PW, USW)

WAVE CLASSES (LESS THAN)	DURATION CLASSES (DAYS) 0.5	1	2	3	4	5	6	7	10	TOTAL
0.5 M	44.5	19.0	17.0	8.5	5.2	2.7	1.4	0.8	1.4	0.6	101.2
1.0 M	42.9	12.7	19.1	10.6	5.0	3.4	2.0	1.5	2.0	3.9	103.1
1.5 M	38.7	12.5	15.1	9.0	5.3	3.3	3.0	1.8	2.4	5.6	96.7
2.0 M	33.4	10.7	13.3	9.6	4.5	3.7	2.7	1.7	3.0	5.5	88.0
3.0 M	18.8	3.8	6.8	6.0	4.2	2.3	2.7	1.6	4.2	6.7	57.3
4.0 M	8.2	1.6	3.1	3.1	2.1	1.6	1.3	1.5	2.5	7.7	32.7
5.0 M	4.2	0.6	1.8	1.7	1.2	0.5	0.5	1.2	2.1	7.1	20.9

超過

WAVE DURATION DISTRIBUTION (YEARS OBS.PERIOD=12.75 YEARS) SAKATA (PW, USW)

WAVE CLASSES (MORE THAN)	DURATION CLASSES HOURS 6	12	18	DAYS 1	1.5	2	3	4	5	TOTAL
1.0 M	35.5	10.4	7.2	4.4	12.2	8.5	8.7	5.5	2.4	6.2	100.8
2.0 M	35.5	11.5	7.0	5.5	10.2	5.6	4.7	1.9	0.9	0.5	83.3
3.0 M	26.2	8.3	5.3	3.8	3.6	1.9	1.3	0.5	0.2	0.	51.1
4.0 M	14.0	4.9	3.1	1.6	1.3	0.7	0.2	0.	0.	0.	25.6
5.0 M	9.6	1.4	0.9	0.4	0.5	0.1	0.1	0.	0.	0.	13.0
6.0 M	2.4	0.4	0.2	0.2	0.1	0.	0.1	0.	0.	0.	3.3
7.0 M	0.6	0.1	0.2	0.	0.	0.1	0.	0.	0.	0.	1.0

付表－3.1(2)a　酒田港（USW）　波浪階級別継続時間頻度表（冬季）

未超過

WAVE DURATION DISTRIBUTION (WINTER OBS.PERIOD=10.36 YEARS) SAKATA (USW)

WAVE CLASSES (LESS THAN)	DURATION CLASSES (DAYS) 0.5	1	2	3	4	5	6	7	10	TOTAL
0.5 M	6.2	2.2	1.4	0.	0.	0.	0.	0.	0.	9.8
1.0 M	15.0	5.3	4.8	0.9	0.2	0.1	0.	0.	0.	26.3
1.5 M	18.1	7.6	6.9	2.3	1.2	0.4	0.4	0.1	0.	37.1
2.0 M	20.6	7.7	7.5	3.7	2.0	1.3	0.5	0.5	0.3	0.	44.0
3.0 M	12.5	2.7	4.4	3.4	2.1	1.4	1.7	0.9	1.9	0.8	31.9
4.0 M	4.4	1.0	1.5	0.8	1.1	0.9	0.7	0.7	1.1	2.9	15.0
5.0 M	2.1	0.3	0.8	0.4	0.2	0.1	0.1	0.5	0.5	3.6	8.5

超過

WAVE DURATION DISTRIBUTION (WINTER OBS.PERIOD=10.36 YEARS) SAKATA (USW)

WAVE CLASSES (MORE THAN)	DURATION CLASSES HOURS 6	12	18	DAYS 1	1.5	2	3	4	5	TOTAL
1.0 M	6.2	1.5	1.7	1.1	2.0	2.3	3.9	2.4	1.7	4.6	27.5
2.0 M	17.4	4.9	3.5	3.8	5.8	3.3	2.8	1.5	0.8	0.6	44.3
3.0 M	16.3	5.2	3.2	2.2	1.7	1.1	0.8	0.4	0.2	0.	31.1
4.0 M	7.0	3.0	1.6	0.7	0.8	0.4	0.2	0.	0.	0.	13.7
5.0 M	5.1	0.9	0.6	0.2	0.3	0.	0.	0.	0.	0.	7.0
6.0 M	1.3	0.1	0.1	0.1	0.	0.	0.	0.	0.	0.	1.5
7.0 M	0.3	0.	0.	0.	0.	0.	0.	0.	0.	0.	0.3

付表－3.1(2)b　酒田港（USW）　波浪階級別継続時間頻度表（春季）

未超過

WAVE DURATION DISTRIBUTION (SPRING OBS.PERIOD= 9.17 YEARS) SAKATA (USW)

WAVE CLASSES (LESS THAN)	DURATION CLASSES (DAYS) 0.5	1	2	3	4	5	6	7	10	TOTAL
0.5 M	12.4	6.2	5.1	2.1	1.2	0.7	0.4	0.5	0.2	0.	28.9
1.0 M	9.2	3.7	6.1	2.8	2.1	1.1	0.8	0.4	0.8	0.8	27.7
1.5 M	9.3	1.7	4.3	1.9	2.2	1.1	1.1	1.0	0.8	1.7	25.0
2.0 M	3.8	1.2	2.5	1.9	0.7	1.3	1.2	0.5	1.3	2.3	16.7
3.0 M	1.9	0.2	0.8	0.2	0.3	0.4	0.2	0.5	1.0	2.8	8.4
4.0 M	1.3	0.1	0.2	0.1	0.1	0.1	0.1	0.4	0.7	2.4	5.6
5.0 M	0.4	0..	0.	0.1	0.	0.	0.	0.1	0.2	1.9	2.7

超過

WAVE DURATION DISTRIBUTION (SPRING OBS.PERIOD= 9.17 YEARS) SAKATA (USW)

WAVE CLASSES (MORE THAN)	DURATION CLASSES HOURS 6	12	18	DAYS 1	1.5	2	3	4	5	TOTAL
1.0 M	8.2	2.7	2.8	1.2	5.9	2.4	2.0	1.3	0.7	0.9	28.0
2.0 M	7.2	3.2	1.6	0.4	2.3	0.8	0.5	0.2	0.1	0.	16.4
3.0 M	3.2	1.4	1.0	0.8	0.8	0.	0.2	0.1	0.	0.	7.4
4.0 M	3.3	0.7	0.7	0.1	0.1	0.	0.	0.	0.	0.	4.8
5.0 M	1.2	0.1	0.1	0.	0.	0.	0.	0.	0.	0.	1.4
6.0 M	0.1	0.	0.	0.	0.	0.	0.	0.	0.	0.	0.1
7.0 M	0.	0.	0.	0.	0.	0.	0.	0.	0.	0.	0.

付表－3.1(2)c　酒田港（USW）　波浪階級別継続時間頻度表（夏季）

未超過

WAVE DURATION DISTRIBUTION (SUMMER OBS.PERIOD=10.06 YEARS) SAKATA (USW)

WAVE CLASSES (LESS THAN)	DURATION CLASSES(DAYS) --- 0.5---	1 ---	2 ---	3 ---	4 ---	5 ---	6 ---	7 ---	10 ---	TOTAL
0.5 M	11.7	3.9	4.5	3.2	2.5	1.3	1.4	0.5	1.4	0.6	30.9
1.0 M	4.3	1.2	1.9	2.0	0.7	0.7	0.8	0.2	1.2	3.2	16.1
1.5 M	1.7	0.2	0.4	0.2	0.2	0.2	0.4	0.4	0.8	3.3	7.8
2.0 M	0.4	0.	0.	0.2	0.2	0.	0.	0.2	0.5	2.2	3.7
3.0 M	0.	0.	0.	0.	0.1	0.	0.	0.	0.3	1.5	1.9
4.0 M	0.	0.	0.	0.	0.1	0.	0.	0.	0.2	1.3	1.6
5.0 M	0.	0.	0.	0.	0.	0.	0.	0.	0.1	1.4	1.5

超過

WAVE DURATION DISTRIBUTION (SUMMER OBS.PERIOD=10.06 YEARS) SAKATA (USW)

WAVE CLASSES (MORE THAN)	DURATION CLASSES HOURS --- 6	--- 12	--- 18	---	DAYS 1 ---	1.5---	2 ---	3 ---	4 ---	5 ---	TOTAL
1.0 M	7.8	2.5	1.3	1.0	1.8	0.5	0.2	0.1	0.	0.	15.1
2.0 M	1.4	0.8	0.1	0.	0.2	0.	0.	0.	0.	0.	2.5
3.0 M	0.3	0.1	0.1	0.	0.	0.	0.	0.	0.	0.	0.5
4.0 M	0.1	0.	0.1	0.	0.	0.	0.	0.	0.	0.	0.2
5.0 M	0.	0.1	0.	0.	0.	0.	0.	0.	0.	0.	0.1
6.0 M	0.	0.	0.	0.	0.	0.	0.	0.	0.	0.	0.
7.0 M	0.	0.	0.	0.	0.	0.	0.	0.	0.	0.	0.

付表－3.1(2)d　酒田港（USW）　波浪階級別継続時間頻度表（秋季）

未超過

WAVE DURATION DISTRIBUTION (AUTUMN OBS.PERIOD=10.44 YEARS) SAKATA (USW)

WAVE CLASSES (LESS THAN)	DURATION CLASSES(DAYS) --- 0.5---	1 ---	2 ---	3 ---	4 ---	5 ---	6 ---	7 ---	10 ---	TOTAL
0.5 M	13.6	5.5	6.7	2.3	1.2	0.6	0.1	0.	0.	0.	30.0
1.0 M	13.5	3.5	7.1	3.9	1.8	1.1	0.8	0.4	0.7	0.4	33.2
1.5 M	8.5	2.1	4.3	3.8	2.0	1.5	1.3	0.3	1.1	1.1	26.1
2.0 M	6.8	2.0	2.9	3.0	1.2	1.3	0.9	0.8	1.2	2.0	22.1
3.0 M	3.5	0.6	0.6	0.9	1.2	0.4	0.4	0.6	1.1	2.8	12.0
4.0 M	1.5	0.4	0.6	0.7	0.3	0.3	0.1	0.4	0.7	2.6	7.5
5.0 M	1.1	0.2	0.2	0.5	0.4	0.1	0.2	0.1	0.6	2.1	5.4

超過

WAVE DURATION DISTRIBUTION (AUTUMN OBS.PERIOD=10.44 YEARS) SAKATA (USW)

WAVE CLASSES (MORE THAN)	DURATION CLASSES HOURS --- 6	--- 12	--- 18	---	DAYS 1 ---	1.5---	2 ---	3 ---	4 ---	5 ---	TOTAL
1.0 M	10.5	3.9	2.5	1.7	4.6	3.5	2.5	1.6	0.5	1.0	32.4
2.0 M	9.2	2.7	2.0	1.9	2.6	1.2	1.2	0.1	0.	0.1	21.1
3.0 M	4.5	1.6	1.3	1.1	1.1	0.5	0.1	0.	0.	0.	10.2
4.0 M	3.1	1.2	0.8	0.6	0.1	0.1	0.	0.	0.	0.	5.8
5.0 M	2.9	0.3	0.2	0.2	0.	0.	0.	0.	0.	0.	3.5
6.0 M	0.6	0.2	0.	0.1	0.	0.	0.	0.	0.	0.	0.9
7.0 M	0.1	0.	0.1	0.	0.	0.	0.	0.	0.	0.	0.2

付表－3.1(2)e　酒田港（USW）　波浪階級別継続時間頻度表（通年）

未超過

WAVE DURATION DISTRIBUTION (YEARS OBS.PERIOD=10.09 YEARS) SAKATA (USW

WAVE CLASSES (LESS THAN)	DURATION CLASSES(DAYS) --- 0.5---	1 ---	2 ---	3 ---	4 ---	5 ---	6 ---	7 ---	10 ---	TOTAL
0.5 M	42.5	17.1	17.0	7.4	5.1	2.5	1.8	1.0	1.7	0.6	96.7
1.0 M	41.8	13.0	19.2	9.3	4.5	2.9	2.0	1.2	2.3	4.5	100.6
1.5 M	36.8	11.9	15.3	8.3	5.1	3.0	3.1	1.3	2.4	5.8	92.9
2.0 M	31.3	10.9	12.6	8.6	4.0	3.6	2.6	1.9	2.9	5.6	83.8
3.0 M	17.4	3.3	5.1	4.5	3.9	2.1	2.4	1.7	4.1	6.6	50.9
4.0 M	7.0	1.4	2.0	1.3	1.5	1.1	0.8	1.2	2.2	7.3	25.8
5.0 M	3.6	0.5	0.8	0.6	0.6	0.1	0.1	0.4	1.4	6.2	14.3

超過

WAVE DURATION DISTRIBUTION (YEARS OBS.PERIOD=10.09 YEARS) SAKATA (USW

WAVE CLASSES (MORE THAN)	DURATION CLASSES HOURS --- 6	--- 12	--- 18	DAYS --- 1	--- 1.5---	2 ---	3 ---	4 ---	5 ---	TOTAL
1.0 M	32.2	10.2	8.0	4.3	13.4	8.4	8.6	5.7	2.9	6.6	100.4
2.0 M	35.1	11.0	6.9	6.0	10.7	5.6	4.7	2.0	0.9	0.7	83.6
3.0 M	24.5	8.4	5.6	4.2	3.6	1.6	1.1	0.5	0.2	0.	49.7
4.0 M	13.4	5.0	3.2	1.4	1.0	0.5	0.2	0.	0.	0.	24.6
5.0 M	9.2	1.4	0.9	0.3	0.4	0.	0.	0.	0.	0.	12.2
6.0 M	2.0	0.3	0.1	0.2	0.	0.	0.	0.	0.	0.	2.6
7.0 M	0.4	0.	0.1	0.	0.	0.	0.	0.	0.	0.	0.5

付表－3.2 a　弾崎　波浪階級別継続時間頻度表（冬季）

未超過

WAVE DURATION DISTRIBUTION (WINTER OBS.PERIOD= 4.84 YEARS) HAJIKIZAKI

WAVE CLASSES (LESS THAN)	DURATION CLASSES(DAYS) --- 0.5---	1 ---	2 ---	3 ---	4 ---	5 ---	6 ---	7 ---	10 ---	TOTAL
0.5 M	2.1	0.2	0.2	0.	0.	0.	0.	0.	0.	2.5
1.0 M	14.3	5.6	1.9	0.8	0.	0.	0.	0.	0.	22.5
1.5 M	24.0	6.6	7.6	0.6	1.2	0.	0.2	0.	0.	40.3
2.0 M	19.0	7.2	6.2	4.5	2.1	0.6	0.2	0.6	0.4	0.	40.9
3.0 M	16.5	3.3	6.0	2.7	2.9	2.5	1.7	0.4	1.9	0.4	38.2
4.0 M	4.1	1.9	2.9	0.8	2.1	1.0	0.6	0.6	2.3	2.5	18.8
5.0 M	4.1	0.	0.6	0.2	0.8	0.	0.2	0.	0.8	3.7	10.5

超過

WAVE DURATION DISTRIBUTION (WINTER OBS.PERIOD= 4.84 YEARS) HAJIKIZAKI

WAVE CLASSES (MORE THAN)	DURATION CLASSES HOURS --- 6	--- 12	--- 18	--- 1	DAYS --- 1.5---	2 ---	3 ---	4 ---	5 ---	TOTAL
1.0 M	4.8	2.1	1.0	1.0	1.2	1.4	2.9	1.7	1.2	6.4	23.8
2.0 M	12.0	5.8	3.1	1.9	6.2	4.8	2.9	2.3	1.4	0.8	41.1
3.0 M	18.0	6.2	2.7	2.1	4.3	2.1	0.4	0.8	0.4	0.	37.0
4.0 M	9.7	2.7	1.7	0.8	1.0	0.2	0.6	0.2	0.	0.	16.9
5.0 M	6.4	1.2	0.4	0.6	0.	0.	0.	0.	0.	0.	8.7
6.0 M	1.9	0.2	0.	0.	0.	0.	0.	0.	0.	0.	2.1
7.0 M	0.2	0.	0.	0.	0.	0.	0.	0.	0.	0.	0.2

付表－3.2 b　弾崎　波浪階級別継続時間頻度表（春季）

未超過

WAVE DURATION DISTRIBUTION (SPRING OBS.PERIOD= 5.68 YEARS) HAJIKIZAKI

WAVE CLASSES (LESS THAN)	DURATION CLASSES(DAYS) --- 0.5---	1 ---	2 ---	3 ---	4 ---	5 ---	6 ---	7 ---	10 ---	TOTAL
0.5 M	16.0	4.4	4.4	1.8	0.9	0.	0.4	0.	0.	0.	27.8
1.0 M	13.4	4.4	5.6	3.2	2.6	1.6	0.5	0.2	1.4	0.2	33.1
1.5 M	7.9	2.8	4.4	2.1	1.9	1.6	0.5	0.7	1.8	1.4	25.2
2.0 M	3.9	0.7	3.0	1.9	0.9	1.9	0.7	0.4	0.9	2.6	16.9
3.0 M	2.5	0.4	0.5	0.2	0.5	0.	0.9	0.4	1.1	2.6	9.0
4.0 M	1.9	0.4	0.4	0.2	0.2	0.	0.2	0.7	0.4	2.5	6.7
5.0 M	0.7	0.2	0.2	0.	0.2	0.	0.	0.	0.	2.5	3.7

超過

WAVE DURATION DISTRIBUTION (SPRING OBS.PERIOD= 5.68 YEARS) HAJIKIZAKI

WAVE CLASSES (MORE THAN)	DURATION CLASSES HOURS --- 6	--- 12	--- 18	--- 1	DAYS --- 1.5---	2 ---	3 ---	4 ---	5 ---	TOTAL
1.0 M	12.7	3.5	2.6	1.8	2.8	2.5	4.8	1.1	0.7	0.5	32.9
2.0 M	7.0	3.0	1.1	0.5	2.3	0.9	1.1	0.2	0.	0.	16.0
3.0 M	3.7	0.9	0.7	0.4	1.2	0.4	0.2	0.	0.	0.	7.4
4.0 M	3.2	0.9	0.4	0.5	0.2	0.	0.	0.	0.	0.	5.1
5.0 M	1.1	0.4	0.2	0.	0.	0.	0.	0.	0.	0.	1.6
6.0 M	0.5	0.	0.	0.	0.	0.	0.	0.	0.	0.	0.5
7.0 M	0.	0.	0.	0.	0.	0.	0.	0.	0.	0.	0.

付表－3.2 c　弾崎　波浪階級別継続時間頻度表（夏季）

未超過

WAVE DURATION DISTRIBUTION (SUMMER , OBS.PERIOD= 5.94 YEARS) HAJIKIZAKI

WAVE CLASSES (LESS THAN)	DURATION CLASSES(DAYS) --- 0.5---	1 ---	2 ---	3 ---	4 ---	5 ---	6 ---	7 ---	10 ---	TOTAL
0.5 M	21.0	3.5	5.2	2.2	1.3	1.2	0.7	0.7	0.8	0.	36.7
1.0 M	8.1	2.4	1.7	1.7	1.2	0.8	1.2	0.5	1.3	2.7	21.5
1.5 M	2.0	0.	0.7	0.3	0.3	0.5	0.2	0.	0.5	3.0	7.6
2.0 M	1.0	0.3	0.2	0.	0.	0.2	0.2	0.2	0.3	2.2	4.5
3.0 M	0.2	0.	0.2	0.	0.	0.	0.2	0.	0.2	1.5	2.2
4.0 M	0.	0.	0.2	0.	0.	0.	0.2	0.	0.	1.2	1.5
5.0 M	0.	0.	0.	0.	0.	0.	0.2	0.	0.	1.2	1.3

超過

WAVE DURATION DISTRIBUTION (SUMMER OBS.PERIOD= 5.94 YEARS) HAJIKIZAKI

WAVE CLASSES (MORE THAN)	DURATION CLASSES HOURS --- 6	--- 12	--- 18	--- 1 DAYS	--- 1.5---	2 ---	3 ---	4 ---	5 ---	TOTAL
1.0 M	12.3	2.7	1.9	1.3	0.7	0.7	1.0	0.	0.	0.2	20.7
2.0 M	1.7	0.8	0.2	0.2	0.2	0.2	0.	0.	0.	0.	3.2
3.0 M	0.3	0.5	0.	0.	0.	0.	0.	0.	0.	0.	0.8
4.0 M	0.2	0.	0.	0.	0.	0.	0.	0.	0.	0.	0.2
5.0 M	0.	0.	0.	0.	0.	0.	0.	0.	0.	0.	0.
6.0 M	0.	0.	0.	0.	0.	0.	0.	0.	0.	0.	0.
7.0 M	0.	0.	0.	0.	0.	0.	0.	0.	0.	0.	0.

付表－3.2 d　弾崎　波浪階級別継続時間頻度表（秋季）

未超過

WAVE DURATION DISTRIBUTION (AUTUMN OBS.PERIOD= 5.85 YEARS) HAJIKIZAKI

WAVE CLASSES (LESS THAN)	DURATION CLASSES(DAYS) --- 0.5---	1 ---	2 ---	3 ---	4 ---	5 ---	6 ---	7 ---	10 ---	TOTAL
0.5 M	15.2	4.1	2.7	0.7	0.3	0.2	0.	0.	0.	0.	23.2
1.0 M	14.4	6.2	6.2	3.2	1.9	0.5	1.0	0.2	0.5	0.2	34.2
1.5 M	12.6	4.3	6.5	4.1	2.9	1.2	0.9	0.3	1.2	0.5	34.5
2.0 M	7.9	1.0	2.6	2.2	2.7	1.5	1.9	0.7	0.7	1.9	23.1
3.0 M	3.1	0.9	0.9	1.0	0.7	1.2	1.2	0.3	0.7	2.7	12.6
4.0 M	1.9	0.	0.5	0.3	0.5	0.2	0.	0.2	0.7	2.7	7.0
5.0 M	0.9	0.	0.3	0.2	0.2	0.2	0.	0.	0.3	2.4	4.4

超過

WAVE DURATION DISTRIBUTION (AUTUMN OBS.PERIOD= 5.85 YEARS) HAJIKIZAKI

WAVE CLASSES (MORE THAN)	DURATION CLASSES HOURS --- 6	--- 12	--- 18	--- 1 DAYS	--- 1.5---	2 ---	3 ---	4 ---	5 ---	TOTAL
1.0 M	10.3	3.2	1.7	2.1	4.6	3.6	4.3	1.7	1.5	0.7	33.7
2.0 M	8.9	2.2	2.4	1.5	3.2	0.9	1.7	0.5	0.	0.	21.4
3.0 M	5.6	1.4	1.4	0.9	0.9	0.5	0.5	0.	0.	0.	11.1
4.0 M	2.6	0.7	0.2	0.5	0.5	0.3	0.	0.	0.	0.	4.8
5.0 M	1.7	0.2	0.3	0.3	0.	0.	0.	0.	0.	0.	2.6
6.0 M	1.4	0.2	0.	0.	0.	0.	0.	0.	0.	0.	1.5
7.0 M	0.2	0.	0.	0.	0.	0.	0.	0.	0.	0.	0.2

付表－3.2 e　弾崎　波浪階級別継続時間頻度表（通年）

未超過

WAVE DURATION DISTRIBUTION (YEARS / OBS.PERIOD= 5.67 YEARS)　HAJIKIZAKI

WAVE CLASSES (LESS THAN)	DURATION CLASSES(DAYS) --- 0.5---	1 ---	2 ---	3 ---	4 ---	5 ---	6 ---	7 ---	10 ---	TOTAL
0.5 M	54.1	12.7	12.7	4.6	3.0	1.4	1.1	0.7	0.9	0.	91.2
1.0 M	48.5	17.6	14.6	8.5	5.5	3.4	2.6	1.1	3.4	3.2	108.3
1.5 M	43.0	12.7	17.6	6.9	6.0	3.0	1.9	1.1	3.4	4.9	100.5
2.0 M	28.7	8.1	10.6	7.9	4.9	4.1	2.8	1.8	2.6	5.8	77.4
3.0 M	19.6	3.5	6.0	3.5	3.7	3.5	3.4	1.2	3.4	5.8	53.6
4.0 M	7.1	1.8	2.6	1.2	2.5	0.9	0.7	1.2	3.0	6.7	27.7
5.0 M	4.8	0.2	0.7	0.4	0.7	0.2	0.2	0.	0.9	6.7	14.6

超過

WAVE DURATION DISTRIBUTION (YEARS / OBS.PERIOD= 5.67 YEARS)　HAJIKIZAKI

WAVE CLASSES (MORE THAN)	DURATION CLASSES HOURS --- 6 ---	12 ---	18 ---	DAYS 1 ---	1.5---	2 ---	3 ---	4 ---	5 ---	TOTAL
1.0 M	40.0	10.8	7.1	6.0	9.0	7.9	12.3	4.1	3.5	7.2	107.9
2.0 M	28.0	10.8	6.3	3.5	11.3	6.0	5.1	2.8	1.2	0.7	75.8
3.0 M	25.0	8.1	4.4	3.0	5.8	2.6	1.1	0.7	0.4	0.	51.1
4.0 M	14.3	3.9	1.9	1.8	1.6	0.5	0.5	0.2	0.	0.	24.7
5.0 M	8.3	1.6	0.9	0.9	0.	0.	0.	0.	0.	0.	11.6
6.0 M	3.5	0.4	0.	0.	0.	0.	0.	0.	0.	0.	3.9
7.0 M	0.4	0.	0.	0.	0.	0.	0.	0.	0.	0.	0.4

付表－3.3 a　阿賀沖　波浪階級別継続時間頻度表（冬季）

未超過

WAVE DURATION DISTRIBUTION (WINTER OBS.PERIOD= 2.84 YEARS) AGAOKI

WAVE CLASSES (LESS THAN)	DURATION CLASSES(DAYS) 0.5	1	2	3	4	5	6	7	10	TOTAL
0.5 M	6.0	1.1	1.1	0.	0.	0.	0.	0.	0.	8.1
1.0 M	16.5	6.0	5.3	0.7	0.4	0.4	0.	0.	0.	29.2
1.5 M	21.5	12.7	6.0	2.1	1.4	0.	0.4	0.4	0.	44.4
2.0 M	25.4	7.4	7.4	6.3	1.8	1.8	0.	0.4	0.	50.7
3.0 M	22.9	4.2	4.2	3.9	3.2	1.4	2.8	0.7	1.4	0.7	45.4
4.0 M	7.4	1.4	2.8	0.7	0.7	0.7	0.4	0.7	1.4	3.9	20.1
5.0 M	4.9	1.1	1.4	0.4	0.	0.4	0.	0.	0.7	2.8	11.6

超過

WAVE DURATION DISTRIBUTION (WINTER OBS.PERIOD= 2.84 YEARS) AGAOKI

WAVE CLASSES (MORE THAN)	DURATION CLASSES HOURS 6	12	18	DAYS 1	1.5	2	3	4	5	TOTAL
1.0 M	7.0	1.1	2.1	1.4	2.8	3.5	3.9	1.4	1.1	6.3	30.6
2.0 M	21.1	5.3	2.8	4.6	4.9	4.2	3.5	1.1	1.1	0.7	49.3
3.0 M	23.9	4.6	3.2	2.8	2.1	1.4	0.7	0.4	0.	0.	39.1
4.0 M	8.1	2.8	0.4	1.4	0.4	0.	0.4	0.	0.	0.	13.4
5.0 M	3.2	0.4	0.7	0.4	0.	0.	0.	0.	0.	0.	4.6
6.0 M	1.4	0.	0.	0.	0.	0.	0.	0.	0.	0.	1.4
7.0 M	0.	0.	0.	0.	0.	0.	0.	0.	0.	0.	0.

付表－3.3 b　阿賀沖　波浪階級別継続時間頻度表（春季）

未超過

WAVE DURATION DISTRIBUTION (SPRING OBS.PERIOD= 2.95 YEARS) AGAOKI

WAVE CLASSES (LESS THAN)	DURATION CLASSES(DAYS) 0.5	1	2	3	4	5	6	7	10	TOTAL
0.5 M	19.3	8.8	5.4	3.4	1.4	0.7	0.3	0.	0.	0.7	40.0
1.0 M	11.2	5.4	7.8	2.4	2.0	2.7	1.0	0.3	1.0	1.0	34.9
1.5 M	8.8	4.1	5.4	3.1	1.4	1.7	1.7	0.7	1.0	1.7	29.5
2.0 M	7.1	2.0	3.4	2.7	1.4	1.4	0.7	0.	1.7	2.4	22.7
3.0 M	6.4	1.4	2.7	2.4	0.7	0.3	0.7	0.3	1.4	2.4	18.6
4.0 M	4.1	1.0	2.0	1.4	1.7	0.3	0.7	0.	0.3	2.7	14.2
5.0 M	3.7	1.0	2.0	1.4	1.4	0.3	0.	0.	0.3	2.7	12.9

超過

WAVE DURATION DISTRIBUTION (SPRING OBS.PERIOD= 2.95 YEARS) AGAOKI

WAVE CLASSES (MORE THAN)	DURATION CLASSES HOURS 6	12	18	DAYS 1	1.5	2	3	4	5	TOTAL
1.0 M	9.8	6.8	2.0	0.7	2.4	2.0	2.7	1.7	0.	0.3	28.5
2.0 M	5.4	2.4	1.0	1.0	1.4	1.7	0.3	0.	0.	0.	13.2
3.0 M	4.1	0.7	1.0	0.7	0.3	0.3	0.	0.	0.	0.	7.1
4.0 M	1.7	0.3	0.3	0.3	0.	0.	0.	0.	0.	0.	2.7
5.0 M	1.0	0.	0.	0.	0.	0.	0.	0.	0.	0.	1.0
6.0 M	0.	0.	0.	0.	0.	0.	0.	0.	0.	0.	0.
7.0 M	0.	0.	0.	0.	0.	0.	0.	0.	0.	0.	0.

付表－3.3 c　阿賀沖　波浪階級別継続時間頻度表（夏季）

未超過

WAVE DURATION DISTRIBUTION (SUMMER　OBS.PERIOD= 3.45 YEARS)　AGAOKI

WAVE CLASSES (LESS THAN)	DURATION CLASSES(DAYS) --- 0.5---	1 ---	2 ---	3 ---	4 ---	5 ---	6 ---	7 ---	10 ---	TOTAL
0.5 M	19.4	8.4	8.1	3.2	1.7	0.9	1.2	0.9	0.9	0.6	45.2
1.0 M	7.2	2.9	2.3	1.7	0.9	0.9	0.9	0.6	0.9	2.9	21.2
1.5 M	1.7	0.6	1.2	0.	0.	0.3	0.3	0.	1.2	2.6	7.8
2.0 M	1.2	0.6	0.6	0.	0.	0.3	0.3	0.	0.9	2.3	6.1
3.0 M	1.2	0.6	0.6	0.	0.	0.3	0.3	0.	0.9	1.7	5.5
4.0 M	0.9	0.6	0.3	0.	0.	0.3	0.3	0.	0.6	1.7	4.6
5.0 M	0.9	0.6	0.3	0.	0.	0.3	0.3	0.	0.6	1.7	4.6

超過

WAVE DURATION DISTRIBUTION (SUMMER　OBS.PERIOD= 3.45 YEARS)　AGAOKI

WAVE CLASSES (MORE THAN)	DURATION CLASSES HOURS --- 6	--- 12	--- 18	---	DAYS 1 ---	1.5---	2 ---	3 ---	4 ---	5 ---	TOTAL
1.0 M	10.4	3.5	0.9	0.9	0.3	0.	0.9	0.	0.	0.	16.8
2.0 M	0.3	0.	0.6	0.	0.6	0.	0.	0.	0.	0.	1.4
3.0 M	0.9	0.	0.	0.	0.	0.	0.	0.	0.	0.	0.9
4.0 M	0.	0.	0.	0.	0.	0.	0.	0.	0.	0.	0.
5.0 M	0.	0.	0.	0.	0.	0.	0.	0.	0.	0.	0.
6.0 M	0.	0.	0.	0.	0.	0.	0.	0.	0.	0.	0.
7.0 M	0.	0.	0.	0.	0.	0.	0.	0.	0.	0.	0.

付表－3.3 d　阿賀沖　波浪階級別継続時間頻度表（秋季）

未超過

WAVE DURATION DISTRIBUTION (AUTUMN　OBS.PERIOD= 3.12 YEARS)　AGAOKI

WAVE CLASSES (LESS THAN)	DURATION CLASSES(DAYS) --- 0.5---	1 ---	2 ---	3 ---	4 ---	5 ---	6 ---	7 ---	10 ---	TOTAL
0.5 M	23.1	6.4	6.1	1.6	1.3	0.	0.	0.	0.	0.	38.5
1.0 M	12.8	4.5	8.0	3.2	2.2	1.3	1.3	1.0	0.	0.3	34.6
1.5 M	11.5	2.2	8.0	4.2	3.2	1.0	0.3	1.3	1.0	1.0	33.7
2.0 M	7.7	2.2	2.9	1.9	2.9	1.0	0.3	1.3	1.9	1.9	24.0
3.0 M	6.4	1.0	1.3	1.3	1.6	0.6	0.	0.3	1.0	3.2	16.7
4.0 M	4.2	0.3	1.3	0.3	0.6	0.6	0.	0.	1.3	1.9	10.6
5.0 M	2.9	1.0	1.3	0.3	0.3	0.3	0.3	0.	1.0	1.9	9.3

超過

WAVE DURATION DISTRIBUTION (AUTUMN　OBS.PERIOD= 3.12 YEARS)　AGAOKI

WAVE CLASSES (MORE THAN)	DURATION CLASSES HOURS --- 6	--- 12	--- 18	---	DAYS 1 ---	1.5---	2 ---	3 ---	4 ---	5 ---	TOTAL
1.0 M	9.9	4.5	2.6	2.9	3.2	3.5	3.2	1.9	1.0	0.6	33.3
2.0 M	9.0	3.2	2.2	0.6	2.9	1.0	1.0	0.3	0.	0.	20.2
3.0 M	6.1	2.9	0.3	0.	0.	1.0	0.3	0.	0.	0.	10.6
4.0 M	2.2	1.3	0.6	0.	0.3	0.	0.	0.	0.	0.	4.5
5.0 M	2.6	0.3	0.	0.	0.	0.	0.	0.	0.	0.	2.9
6.0 M	0.	0.	0.	0.	0.	0.	0.	0.	0.	0.	0.
7.0 M	0.	0.	0.	0.	0.	0.	0.	0.	0.	0.	0.

付表－3.3 e　阿賀沖　波浪階級別継続時間頻度表（通年）

未超過

WAVE DURATION DISTRIBUTION (YEARS / OBS.PERIOD= 3.17 YEARS) AGAOKI

WAVE CLASSES (LESS THAN)	DURATION CLASSES(DAYS) 0.5	1	2	3	4	5	6	7	10	TOTAL
0.5 M	65.6	24.3	20.5	8.5	4.4	1.3	1.9	0.9	0.9	1.3	129.7
1.0 M	44.5	16.7	21.5	8.2	5.4	4.4	3.5	1.9	1.9	4.7	112.6
1.5 M	39.4	17.4	18.6	8.2	6.0	2.8	2.5	2.2	2.5	5.7	105.4
2.0 M	37.2	11.0	12.0	9.8	6.0	4.4	1.3	1.6	3.5	6.6	93.4
3.0 M	31.5	6.9	6.6	6.9	5.0	2.5	3.8	1.3	3.8	7.3	75.7
4.0 M	14.2	2.8	4.7	2.2	2.5	1.9	1.3	0.6	3.2	8.5	42.0
5.0 M	10.4	3.2	3.8	1.6	1.6	1.6	0.3	0.	2.2	7.3	31.9

超過

WAVE DURATION DISTRIBUTION (YEARS / OBS.PERIOD= 3.17 YEARS) AGAOKI

WAVE CLASSES (MORE THAN)	DURATION CLASSES HOURS 6	12	18	DAYS 1	1.5	2	3	4	5	TOTAL
1.0 M	36.3	14.8	6.6	6.0	8.2	7.9	10.1	4.4	2.5	6.6	103.5
2.0 M	32.8	9.8	6.0	5.7	8.8	6.6	4.1	1.6	0.9	0.6	77.0
3.0 M	32.2	7.6	4.1	3.2	2.2	2.5	0.9	0.3	0.	0.	53.0
4.0 M	11.0	4.1	1.3	1.6	0.6	0.	0.3	0.	0.	0.	18.9
5.0 M	6.3	0.6	0.6	0.3	0.	0.	0.	0.	0.	0.	7.9
6.0 M	1.3	0.	0.	0.	0.	0.	0.	0.	0.	0.	1.3
7.0 M	0.	0.	0.	0.	0.	0.	0.	0.	0.	0.	0.

付表－3.4 a　輪島港　波浪階級別継続時間頻度表（冬季）

未超過

WAVE DURATION DISTRIBUTION (WINTER , OBS.PERIOD= 5.48 YEARS) WAJIMA

WAVE CLASSES (LESS THAN)	DURATION CLASSES (DAYS) --- 0.5 ---	1 ---	2 ---	3 ---	4 ---	5 ---	6 ---	7 ---	10 ---	TOTAL
0.5 M	3.6	0.2	0.4	0.	0.	0.	0.	0.	0.	4.2
1.0 M	17.3	4.4	3.1	0.4	0.2	0.2	0.	0.	0.	25.5
1.5 M	22.6	6.8	5.1	2.9	0.7	0.4	0.2	0.2	0.2	0.	39.1
2.0 M	19.9	7.7	5.8	4.6	2.7	0.7	0.	0.4	0.5	0.2	42.5
3.0 M	12.6	3.1	3.6	3.1	2.7	2.2	1.3	0.4	1.5	1.3	31.8
4.0 M	5.5	0.7	2.2	0.4	0.9	0.7	0.5	0.4	1.1	3.6	16.1
5.0 M	1.3	0.	0.5	0.2	0.2	0.	0.	0.	0.5	2.2	4.9

超過

WAVE DURATION DISTRIBUTION (WINTER , OBS.PERIOD= 5.48 YEARS) WAJIMA

WAVE CLASSES (MORE THAN)	DURATION CLASSES HOURS --- 6	--- 12	--- 18	---	DAYS 1 --- 1.5	---	2	---	3	---	4	---	5	---	TOTAL
1.0 M	6.6	1.5	2.4	1.1	1.6	1.1	3.8	2.2	1.3	5.5	27.0
2.0 M	15.1	6.2	3.3	2.4	6.4	2.9	3.3	0.9	0.9	1.1	42.5
3.0 M	15.1	3.6	3.6	2.7	1.8	1.5	0.7	0.7	0.2	0.	30.1
4.0 M	9.1	2.0	0.7	1.5	0.5	0.2	0.2	0.2	0.	0.	14.4
5.0 M	2.0	0.9	0.2	0.	0.2	0.	0.	0.	0.	0.	3.3
6.0 M	1.3	0.	0.	0.	0.	0.	0.	0.	0.	0.	1.3
7.0 M	0.4	0.	0.	0.	0.	0.	0.	0.	0.	0.	0.4

付表－3.4 b　輪島港　波浪階級別継続時間頻度表（春季）

未超過

WAVE DURATION DISTRIBUTION (SPRING , OBS.PERIOD= 5.95 YEARS) WAJIMA

WAVE CLASSES (LESS THAN)	DURATION CLASSES (DAYS) --- 0.5 ---	1 ---	2 ---	3 ---	4 ---	5 ---	6 ---	7 ---	10 ---	TOTAL
0.5 M	17.1	5.7	4.4	2.4	0.8	0.2	0.2	0.2	0.2	0.	31.1
1.0 M	11.4	4.2	5.2	2.4	2.5	1.7	1.0	0.3	1.0	0.5	30.3
1.5 M	6.6	2.0	3.0	1.5	1.5	2.4	1.0	0.8	1.3	1.7	21.8
2.0 M	4.0	1.3	1.2	1.2	1.2	1.5	0.7	0.7	0.8	2.9	15.5
3.0 M	2.2	0.3	0.5	0.	0.5	0.5	0.3	0.3	0.7	2.7	8.1
4.0 M	0.3	0.	0.2	0.	0.	0.	0.	0.2	0.3	2.0	3.0
5.0 M	0.3	0.	0.	0.	0.	0.	0.	0.	0.2	1.7	2.2

超過

WAVE DURATION DISTRIBUTION (SPRING , OBS.PERIOD= 5.95 YEARS) WAJIMA

WAVE CLASSES (MORE THAN)	DURATION CLASSES HOURS --- 6	--- 12	--- 18	---	DAYS 1 --- 1.5	---	2	---	3	---	4	---	5	---	TOTAL
1.0 M	10.9	3.7	1.8	2.4	1.7	3.2	2.9	2.0	0.5	0.3	29.4
2.0 M	5.5	3.0	2.0	1.0	1.0	1.0-	0.8	0.2	0.	0.	14.6
3.0 M	4.2	0.8	0.5	0.5	1.0	0.2	0.	0.	0.	0.	7.2
4.0 M	1.0	0.3	0.3	0.3	0.	0.	0.	0.	0.	0.	2.0
5.0 M	0.8	0.	0.2	0.	0.	0.	0.	0.	0.	0.	1.0
6.0 M	0.5	0.	0.	0.	0.	0.	0.	0.	0.	0.	0.5
7.0 M	0.	0.	0.	0.	0.	0.	0.	0.	0.	0.	0.

付表－3.4 c　輪島港　波浪階級別継続時間頻度表（夏季）

未超過

WAVE DURATION DISTRIBUTION (SUMMER OBS.PERIOD= 5.94 YEARS) WAJIMA

WAVE CLASSES (LESS THAN)	DURATION CLASSES (DAYS) --- 0.5 ---	1 ---	2 ---	3 ---	4 ---	5 ---	6 ---	7 ---	10 ---	TOTAL
0.5 M	20.4	5.4	5.6	2.2	1.2	0.7	0.8	1.0	0.7	0.5	38.4
1.0 M	9.3	1.3	2.4	1.5	0.3	1.5	0.8	0.7	0.8	2.7	21.4
1.5 M	1.7	0.3	0.2	0.3	0.2	0.3	0.	0.3	0.8	2.7	6.9
2.0 M	0.5	0.2	0.2	0.	0.	0.	0.	0.	0.3	1.9	3.0
3.0 M	0.	0.	0.	0.	0.	0.	0.	0.	0.3	1.3	1.7
4.0 M	0.	0.	0.	0.	0.	0.	0.	0.	0.	1.2	1.2
5.0 M	0.	0.	0.	0.	0.	0.	0.	0.	0.	1.2	1.2

超過

WAVE DURATION DISTRIBUTION (SUMMER OBS.PERIOD= 5.94 YEARS) WAJIMA

WAVE CLASSES (MORE THAN)	DURATION CLASSES HOURS --- 6	12	18	DAYS --- 1	1.5	2	3	4	5	TOTAL
1.0 M	10.9	3.7	1.3	1.9	1.2	0.3	0.8	0.2	0.	0.	20.4
2.0 M	1.3	0.3	0.5	0.	0.2	0.	0.	0.	0.	0.	2.4
3.0 M	0.5	0.	0.	0.	0.	0.	0.	0.	0.	0.	0.5
4.0 M	0.	0.	0.	0.	0.	0.	0.	0.	0.	0.	0.
5.0 M	0.	0.	0.	0.	0.	0.	0.	0.	0.	0.	0.
6.0 M	0.	0.	0.	0.	0.	0.	0.	0.	0.	0.	0.
7.0 M	0.	0.	0.	0.	0.	0.	0.	0.	0.	0.	0.

付表－3.4 d　輪島港　波浪階級別継続時間頻度表（秋季）

未超過

WAVE DURATION DISTRIBUTION (AUTUMN OBS.PERIOD= 5.94 YEARS) WAJIMA

WAVE CLASSES (LESS THAN)	DURATION CLASSES (DAYS) --- 0.5 ---	1 ---	2 ---	3 ---	4 ---	5 ---	6 ---	7 ---	10 ---	TOTAL
0.5 M	14.8	5.4	3.2	1.9	0.5	0.2	0.	0.	0.	0.	25.9
1.0 M	12.8	5.2	6.4	2.5	1.7	0.5	0.8	1.0	0.3	0.2	31.5
1.5 M	13.0	3.9	4.2	3.2	2.4	1.5	1.0	0.7	1.3	0.7	31.8
2.0 M	6.1	2.0	3.0	2.4	2.2	1.0	1.0	1.0	1.0	1.7	21.4
3.0 M	1.9	0.	0.	0.8	0.3	1.0	0.2	0.8	0.	3.2	8.2
4.0 M	2.4	0.	0.	0.2	0.3	0.3	0.2	0.3	0.	2.5	6.2
5.0 M	0.5	0.2	0.	0.	0.2	0.2	0.2	0.3	0.	2.0	3.5

超過

WAVE DURATION DISTRIBUTION (AUTUMN OBS.PERIOD= 5.94 YEARS) WAJIMA

WAVE CLASSES (MORE THAN)	DURATION CLASSES HOURS --- 6	12	18	DAYS --- 1	1.5	2	3	4	5	TOTAL
1.0 M	8.9	3.4	2.0	1.5	3.5	4.0	3.5	1.9	1.7	0.7	31.1
2.0 M	8.6	3.5	1.9	0.7	3.5	0.7	1.2	0.5	0.	0.	20.5
3.0 M	2.9	1.3	0.7	0.5	0.7	1.0	0.	0.	0.	0.	7.1
4.0 M	3.0	0.5	0.2	0.5	0.5	0.	0.	0.	0.	0.	4.7
5.0 M	1.5	0.	0.3	0.2	0.	0.	0.	0.	0.	0.	2.0
6.0 M	1.0	0.	0.	0.	0.	0.	0.	0.	0.	0.	1.0
7.0 M	0.	0.	0.	0.	0.	0.	0.	0.	0.	0.	0.

付表－3.4 e　輪島港　波浪階級別継続時間頻度表（通年）

未超過

WAVE DURATION DISTRIBUTION (YEARS OBS.PERIOD= 5.91 YEARS) WAJIMA

WAVE CLASSES (LESS THAN)	DURATION CLASSES(DAYS) --- 0.5---	1 ---	2 ---	3 ---	4 ---	5 ---	6 ---	7 ---	10 ---	TOTAL
0.5 M	55.5	16.4	13.0	6.1	3.0	1.0	1.0	1.2	0.8	0.5	98.6
1.0 M	49.2	14.6	16.6	6.1	4.6	3.6	2.9	2.4	2.0	3.4	105.2
1.5 M	42.0	12.2	11.7	7.6	4.2	4.2	2.4	1.9	3.4	5.1	94.6
2.0 M	28.6	10.3	9.0	7.6	6.1	2.9	1.9	2.0	2.4	5.6	76.3
3.0 M	15.4	2.9	3.0	3.2	3.6	3.2	1.7	1.5	2.0	7.1	43.7
4.0 M	7.4	0.5	1.7	0.5	0.8	1.0	0.5	0.5	1.4	6.8	21.2
5.0 M	1.9	0.2	0.	0.	0.	0.2	0.	0.2	0.8	4.1	7.3

超過

WAVE DURATION DISTRIBUTION (YEARS OBS.PERIOD= 5.91 YEARS) WAJIMA

WAVE CLASSES (MORE THAN)	DURATION CLASSES HOURS --- 6	--- 12	--- 18	DAYS --- 1	--- 1.5---	2 ---	3 ---	4 ---	5 ---	TOTAL
1.0 M	36.5	12.2	6.9	6.3	8.1	8.1	10.5	5.4	3.7	6.6	104.4
2.0 M	29.4	12.2	7.3	4.1	10.5	4.6	5.1	1.4	1.0	1.0	76.5
3.0 M	21.7	5.4	4.6	3.4	3.6	2.5	0.7	0.7	0.2	0.	42.6
4.0 M	12.5	2.7	1.2	2.2	1.0	0.2	0.2	0.2	0.	0.	20.1
5.0 M	4.2	0.8	0.7	0.2	0.2	0.	0.	0.	0.	0.	6.1
6.0 M	2.7	0.	0.	0.	0.	0.	0.	0.	0.	0.	2.7
7.0 M	0.3	0.	0.	0.	0.	0.	0.	0.	0.	0.	0.3

付表－3.5 a　金沢港　波浪階級別継続時間頻度表（冬季）

未超過

WAVE DURATION DISTRIBUTION (WINTER , OBS.PERIOD=12.89 YEARS) KANAZAWA

WAVE CLASSES (LESS THAN)	DURATION CLASSES (DAYS) 0.5	1	2	3	4	5	6	7	10	TOTAL
0.5 M	7.1	1.6	0.9	0.2	0.	0.	0.	0.	0.	0.	9.9
1.0 M	16.4	5.5	4.5	1.6	0.3	0.2	0.1	0.	0.	0.	28.7
1.5 M	17.8	7.1	7.4	3.3	1.9	0.5	0.2	0.2	0.2	0.1	38.5
2.0 M	15.4	6.4	6.2	4.4	1.9	1.8	1.0	0.2	0.6	0.2	38.2
3.0 M	12.2	2.4	3.6	2.6	1.9	2.6	0.9	0.4	1.3	1.8	29.6
4.0 M	7.0	1.2	1.9	0.7	1.2	0.6	0.4	0.9	1.6	2.9	18.3
5.0 M	2.9	0.5	0.7	0.4	0.5	0.2	0.2	0.4	0.8	2.7	9.2

超過

WAVE DURATION DISTRIBUTION (WINTER , OBS.PERIOD=12.89 YEARS) KANAZAWA

WAVE CLASSES (MORE THAN)	DURATION CLASSES HOURS 6	12	18	DAYS 1	1.5	2	3	4	5	TOTAL
1.0 M	8.0	2.7	1.0	1.4	3.3	2.9	3.7	2.2	1.7	4.1	31.0
2.0 M	14.3	4.5	2.9	3.9	4.8	2.7	2.9	1.0	0.4	0.8	38.1
3.0 M	14.7	3.9	2.6	2.2	2.0	1.7	0.5	0.4	0.2	0.	28.1
4.0 M	9.7	2.9	1.1	0.5	0.6	0.4	0.1	0.1	0.1	0.	15.4
5.0 M	4.4	0.6	0.5	0.2	0.2	0.2	0.	0.	0.	0.	6.1
6.0 M	2.1	0.2	0.	0.	0.	0.	0.	0.	0.	0.	2.2
7.0 M	0.2	0.	0.	0.	0.	0.	0.	0.	0.	0.	0.2

付表－3.5 b　金沢港　波浪階級別継続時間頻度表（春季）

未超過

WAVE DURATION DISTRIBUTION (SPRING , OBS.PERIOD=12.33 YEARS) KANAZAWA

WAVE CLASSES (LESS THAN)	DURATION CLASSES (DAYS) 0.5	1	2	3	4	5	6	7	10	TOTAL
0.5 M	20.8	8.7	6.1	1.9	0.9	0.4	0.3	0.2	0.1	0.1	39.4
1.0 M	10.9	3.0	4.7	3.2	1.9	1.7	0.8	0.7	1.4	0.8	29.1
1.5 M	5.5	1.8	3.1	1.4	1.2	0.7	1.1	0.7	1.3	2.4	19.1
2.0 M	4.6	1.0	1.5	1.4	1.0	0.4	0.6	0.6	1.0	2.8	14.9
3.0 M	1.9	0.3	0.2	0.4	0.2	0.2	0.3	0.5	0.7	2.5	7.5
4.0 M	1.1	0.1	0.2	0.2	0.2	0.	0.1	0.2	0.4	2.4	4.8
5.0 M	0.3	0.	0.1	0.2	0.	0.1	0.	0.1	0.2	2.0	3.0

超過

WAVE DURATION DISTRIBUTION (SPRING , OBS.PERIOD=12.33 YEARS) KANAZAWA

WAVE CLASSES (MORE THAN)	DURATION CLASSES HOURS 6	12	18	DAYS 1	1.5	2	3	4	5	TOTAL
1.0 M	12.4	2.8	2.4	1.6	3.6	2.6	2.5	0.8	0.2	0.5	29.4
2.0 M	5.9	2.3	1.5	1.1	1.4	0.8	0.4	0.2	0.1	0.	13.5
3.0 M	3.2	0.3	0.7	0.4	0.8	0.2	0.	0.	0.	0.	5.7
4.0 M	2.0	0.3	0.4	0.1	0.1	0.	0.	0.	0.	0.	2.9
5.0 M	0.6	0.2	0.1	0.	0.	0.	0.	0.	0.	0.	0.8
6.0 M	0.2	0.	0.	0.	0.	0.	0.	0.	0.	0.	0.2
7.0 M	0.	0.	0.	0.	0.	0.	0.	0.	0.	0.	0.

付表－3.5 c　金沢港　波浪階級別継続時間頻度表（夏季）

未超過

WAVE DURATION DISTRIBUTION (SUMMER , OBS.PERIOD=10.37 YEARS) KANAZAWA

WAVE CLASSES (LESS THAN)	DURATION CLASSES(DAYS) --- 0.5---	1 ---	2 ---	3 ---	4 ---	5 ---	6 ---	7 ---	10 ---	TOTAL
0.5 M	16.1	4.9	5.9	3.4	1.9	1.6	1.1	0.5	0.5	0.6	36.5
1.0 M	4.6	0.9	1.4	1.4	1.4	0.6	0.6	0.6	1.4	3.2	15.9
1.5 M	1.4	0.	0.2	0.2	0.4	0.3	0.1	0.1	1.1	3.2	6.8
2.0 M	0.6	0.	0.1	0.1	0.	0.	0.	0.	0.8	2.6	4.1
3.0 M	0.1	0.	0.1	0.1	0.	0.	0.	0.	0.4	1.8	2.5
4.0 M	0.	0.	0.1	0.1	0.	0.	0.	0.	0.2	1.7	2.1
5.0 M	0.	0.	0.1	0.1	0.	0.	0.	0.	0.2	1.7	2.1

超過

WAVE DURATION DISTRIBUTION (SUMMER , OBS.PERIOD=10.37 YEARS) KANAZAWA

WAVE CLASSES (MORE THAN)	DURATION CLASSES HOURS --- 6	--- 12	--- 18	---	DAYS 1 ---	1.5---	2 ---	3 ---	4 ---	5 ---	TOTAL
1.0 M	7.6	2.3	1.1	0.9	1.0	0.7	0.2	0.1	0.	0.	13.8
2.0 M	1.3	0.5	0.1	0.	0.2	0.	0.	0.	0.	0.	2.0
3.0 M	0.3	0.1	0.	0.	0.	0.	0.	0.	0.	0.	0.4
4.0 M	0.	0.	0.	0.	0.	0.	0.	0.	0.	0.	0.
5.0 M	0.	0.	0.	0.	0.	0.	0.	0.	0.	0.	0.
6.0 M	0.	0.	0.	0.	0.	0.	0.	0.	0.	0.	0.
7.0 M	0.	0.	0.	0.	0.	0.	0.	0.	0.	0.	0.

付表－3.5 d　金沢港　波浪階級別継続時間頻度表（秋季）

未超過

WAVE DURATION DISTRIBUTION (AUTUMN , OBS.PERIOD=12.06 YEARS) KANAZAWA

WAVE CLASSES (LESS THAN)	DURATION CLASSES(DAYS) --- 0.5---	1 ---	2 ---	3 ---	4 ---	5 ---	6 ---	7 ---	10 ---	TOTAL
0.5 M	16.3	5.9	5.6	1.9	0.7	0.2	0.1	0.	0.2	0.	30.9
1.0 M	11.7	4.6	5.5	3.7	1.5	1.7	0.9	0.7	0.7	0.2	31.2
1.5 M	9.3	3.2	2.9	3.2	1.7	1.2	1.2	1.1	1.5	1.2	26.4
2.0 M	5.9	1.7	2.2	2.2	1.7	0.8	1.3	0.6	1.2	2.2	19.8
3.0 M	4.2	0.9	1.1	0.8	0.7	0.3	0.2	0.3	0.7	2.6	12.0
4.0 M	2.4	0.3	1.0	0.3	0.2	0.2	0.1	0.2	0.7	2.2	7.6
5.0 M	0.7	0.1	0.7	0.1	0.1	0.2	0.	0.1	0.3	2.3	4.5

超過

WAVE DURATION DISTRIBUTION (AUTUMN , OBS.PERIOD=12.06 YEARS) KANAZAWA

WAVE CLASSES (MORE THAN)	DURATION CLASSES HOURS --- 6	--- 12	--- 18	---	DAYS 1 ---	1.5---	2 ---	3 ---	4 ---	5 ---	TOTAL
1.0 M	10.3	3.0	2.2	2.7	4.3	3.6	2.1	1.4	0.8	0.7	31.1
2.0 M	7.9	2.9	1.8	1.4	1.8	1.4	1.0	0.1	0.1	0.1	18.5
3.0 M	5.2	1.8	0.2	0.7	0.9	0.7	0.2	0.1	0.	0.	9.9
4.0 M	3.2	0.7	0.2	0.5	0.4	0.1	0.1	0.	0.	0.	5.2
5.0 M	0.9	0.2	0.3	0.2	0.	0.1	0.	0.	0.	0.	1.8
6.0 M	1.2	0.2	0.	0.1	0.	0.	0.	0.	0.	0.	1.5
7.0 M	0.2	0.1	0.	0.	0.	0.	0.	0.	0.	0.	0.2

付表－3.5 e　金沢港　波浪階級別継続時間頻度表（通年）

未超過

WAVE DURATION DISTRIBUTION (YEARS OBS.PERIOD=11.99 YEARS) KANAZAWA

WAVE CLASSES (LESS THAN)	DURATION CLASSES (DAYS) --- 0.5---	1 ---	2 ---	3 ---	4 ---	5 ---	6 ---	7 ---	10 ---	TOTAL
0.5 M	58.4	20.6	17.7	6.9	3.4	2.1	1.4	0.6	0.8	0.6	112.4
1.0 M	44.3	13.9	15.8	9.7	4.8	4.1	2.5	1.9	3.1	3.9	104.0
1.5 M	34.7	12.5	13.6	8.3	5.0	2.7	2.6	2.1	3.6	6.1	91.1
2.0 M	27.2	9.3	9.9	8.1	4.9	3.1	3.1	1.6	2.9	7.0	77.1
3.0 M	18.9	3.5	5.0	3.6	2.9	3.2	1.6	1.1	3.2	7.4	50.4
4.0 M	10.7	1.5	3.1	1.0	1.3	0.8	0.6	1.2	2.9	7.4	30.4
5.0 M	3.8	0.6	1.3	0.4	0.5	0.3	0.3	0.3	1.3	6.7	15.4

超過

WAVE DURATION DISTRIBUTION (YEARS OBS.PERIOD=11.99 YEARS) KANAZAWA

WAVE CLASSES (MORE THAN)	DURATION CLASSES HOURS --- 6 ---	12 ---	18 ---	DAYS 1 ---	1.5---	2 ---	3 ---	4 ---	5 ---	TOTAL
1.0 M	37.7	10.4	6.5	6.3	12.0	9.9	8.8	4.3	2.8	6.0	104.8
2.0 M	30.1	10.1	6.3	6.6	8.6	5.3	4.5	1.4	0.6	0.9	74.3
3.0 M	24.4	6.2	3.8	3.4	4.0	2.6	0.8	0.5	0.2	0.	45.9
4.0 M	15.4	4.2	1.8	1.1	1.3	0.5	0.2	0.1	0.1	0.	24.6
5.0 M	6.3	1.1	1.0	0.5	0.2	0.3	0.	0.	0.	0.	9.3
6.0 M	3.8	0.3	0.	0.1	0.	0.	0.	0.	0.	0.	4.2
7.0 M	0.4	0.1	0.	0.	0.	0.	0.	0.	0.	0.	0.5

付表－3.6 a　福井港　波浪階級別継続時間頻度表（冬季）

未超過

WAVE DURATION DISTRIBUTION (WINTER OBS.PERIOD= 2.60 YEARS) FUKUI

WAVE CLASSES (LESS THAN)	DURATION CLASSES(DAYS) --- 0.5---	1 ---	2 ---	3 ---	4 ---	5 ---	6 ---	7 ---	10 ---	TOTAL
0.5 M	7.3	1.2	0.8	0.	0.	0.	0.	0.	0.	9.2
1.0 M	21.2	5.8	4.2	1.2	0.	0.4	0.	0.	0.	32.7
1.5 M	20.4	10.4	10.0	3.1	1.2	0.	0.	0.4	0.	45.4
2.0 M	16.9	5.0	10.0	6.2	2.7	1.9	0.8	0.4	0.	43.8
3.0 M	11.2	3.5	3.8	3.8	1.9	2.7	1.9	1.2	1.2	1.2	32.3
4.0 M	7.7	1.5	2.7	0.4	1.5	0.8	2.3	2.7	1.9	2.3	23.8
5.0 M	3.5	0.	0.8	0.4	0.4	0.8	0.8	0.8	0.8	3.5	11.5

超過

WAVE DURATION DISTRIBUTION (WINTER OBS.PERIOD= 2.60 YEARS) FUKUI

WAVE CLASSES (MORE THAN)	DURATION CLASSES HOURS --- 6	--- 12	--- 18	DAYS --- 1	--- 1.5---	2 ---	3 ---	4 ---	5 ---	TOTAL
1.0 M	6.9	2.3	1.9	2.7	2.3	3.5	7.3	2.3	1.5	4.2	35.0
2.0 M	16.2	6.2	3.5	3.8	4.2	3.1	1.5	0.8	0.8	1.5	41.5
3.0 M	10.8	4.6	5.8	1.9	1.9	1.2	0.8	0.8	0.	0.	27.7
4.0 M	13.1	2.7	1.2	0.	0.	0.8	0.4	0.	0.	0.	18.1
5.0 M	3.5	0.4	0.4	0.4	0.4	0.	0.	0.	0.	0.	5.0
6.0 M	1.5	0.	0.	0.	0.	0.	0.	0.	0.	0.	1.5
7.0 M	0.8	0.	0.	0.	0.	0.	0.	0.	0.	0.	0.8

付表－3.6 b　福井港　波浪階級別継続時間頻度表（春季）

未超過

WAVE DURATION DISTRIBUTION (SPRING OBS.PERIOD= 3.42 YEARS) FUKUI

WAVE CLASSES (LESS THAN)	DURATION CLASSES(DAYS) --- 0.5---	1 ---	2 ---	3 ---	4 ---	5 ---	6 ---	7 ---	10 ---	TOTAL
0.5 M	22.5	6.1	7.0	1.5	1.8	0.9	0.3	0.6	0.	0.	40.6
1.0 M	7.6	2.3	2.9	2.0	2.0	2.3	2.0	0.9	1.5	0.6	24.3
1.5 M	2.9	1.5	2.6	1.2	0.	1.2	0.9	1.2	2.0	2.3	15.8
2.0 M	1.5	0.9	1.8	1.2	0.6	0.6	0.6	0.3	1.5	3.2	12.0
3.0 M	0.3	0.3	0.3	0.3	0.3	0.3	0.	0.3	0.3	2.6	5.0
4.0 M	0.	0.	0.	0.	0.	0.	0.	0.	0.	2.3	2.3
5.0 M	0.	0.	0.	0.	0.	0.	0.	0.	0.	2.3	2.3

超過

WAVE DURATION DISTRIBUTION (SPRING OBS.PERIOD= 3.42 YEARS) FUKUI

WAVE CLASSES (MORE THAN)	DURATION CLASSES HOURS --- 6	--- 12	--- 18	DAYS --- 1	--- 1.5---	2 ---	3 ---	4 ---	5 ---	TOTAL
1.0 M	8.5	1.8	2.3	1.8	3.2	3.2	2.3	0.6	0.	0.	23.7
2.0 M	5.0	1.5	1.2	0.9	2.0	0.3	0.	0.	0.	0.	10.8
3.0 M	1.5	0.9	1.2	0.3	0.	0.	0.	0.	0.	0.	3.8
4.0 M	0.9	0.	0.3	0.	0.	0.	0.	0.	0.	0.	1.2
5.0 M	0.6	0.	0.	0.	0.	0.	0.	0.	0.	0.	0.6
6.0 M	0.	0.	0.	0.	0.	0.	0.	0.	0.	0.	0.
7.0 M	0.	0.	0.	0.	0.	0.	0.	0.	0.	0.	0.

付表－3.6 c　福井港　波浪階級別継続時間頻度表（夏季）

未超過

WAVE DURATION DISTRIBUTION (SUMMER , OBS.PERIOD= 3.97 YEARS) FUKUI

WAVE CLASSES (LESS THAN)	DURATION CLASSES (DAYS) 0.5	1	2	3	4	5	6	7	10	TOTAL
0.5 M	15.6	3.3	2.8	3.0	1.8	0.8	0.8	0.8	1.5	1.3	31.5
1.0 M	4.0	1.3	1.3	0.5	1.3	0.3	0.3	0.3	0.3	4.3	13.6
1.5 M	0.3	0.3	0.	0.	0.3	0.5	0.	0.3	0.5	4.0	6.0
2.0 M	1.0	0.	0.	0.	0.3	0.	0.	0.	0.5	3.0	4.8
3.0 M	0.5	0.	0.	0.	0.	0.	0.	0.	0.3	1.8	2.5
4.0 M	0.	0.	0.	0.	0.	0.	0.	0.	0.	1.8	1.8
5.0 M	0.	0.	0.	0.	0.	0.	0.	0.	0.	1.8	1.8

超過

WAVE DURATION DISTRIBUTION (SUMMER , OBS.PERIOD= 3.97 YEARS) FUKUI

WAVE CLASSES (MORE THAN)	DURATION CLASSES HOURS 6	12	18	DAYS 1	1.5	2	3	4	5	TOTAL
1.0 M	4.5	3.5	1.8	0.5	0.5	0.3	0.5	0.3	0.	0.	11.8
2.0 M	2.0	0.5	0.	0.3	0.3	0.	0.	0.	0.	0.	3.0
3.0 M	0.8	0.	0.	0.	0.	0.	0.	0.	0.	0.	0.8
4.0 M	0.	0.	0.	0.	0.	0.	0.	0.	0.	0.	0.
5.0 M	0.	0.	0.	0.	0.	0.	0.	0.	0.	0.	0.
6.0 M	0.	0.	0.	0.	0.	0.	0.	0.	0.	0.	0.
7.0 M	0.	0.	0.	0.	0.	0.	0.	0.	0.	0.	0.

付表－3.6 d　福井港　波浪階級別継続時間頻度表（秋季）

未超過

WAVE DURATION DISTRIBUTION (AUTUMN , OBS.PERIOD= 4.39 YEARS) FUKUI

WAVE CLASSES (LESS THAN)	DURATION CLASSES (DAYS) 0.5	1	2	3	4	5	6	7	10	TOTAL
0.5 M	18.5	5.9	4.1	1.8	0.7	0.	0.7	0.	0.2	0.	31.9
1.0 M	10.5	4.8	6.4	3.9	2.3	0.7	1.1	0.2	0.7	0.5	31.0
1.5 M	7.7	1.6	4.1	3.2	2.5	2.7	0.5	1.4	1.1	1.1	26.0
2.0 M	4.8	0.5	1.6	1.4	1.6	1.8	1.1	2.1	0.7	2.1	17.5
3.0 M	3.2	0.	0.	1.1	0.2	0.9	0.	0.5	0.5	2.5	8.9
4.0 M	0.5	0.	0.	0.2	0.5	0.2	0.2	0.2	0.	2.5	4.3
5.0 M	0.5	0.	0.	0.2	0.5	0.2	0.2	0.2	0.	1.8	3.6

超過

WAVE DURATION DISTRIBUTION (AUTUMN , OBS.PERIOD= 4.39 YEARS) FUKUI

WAVE CLASSES (MORE THAN)	DURATION CLASSES HOURS 6	12	18	DAYS 1	1.5	2	3	4	5	TOTAL
1.0 M	9.6	2.5	3.0	2.1	4.8	3.6	3.2	1.6	0.5	0.5	31.2
2.0 M	8.4	2.7	1.8	0.5	1.6	0.9	0.7	0.	0.	0.	16.6
3.0 M	4.6	1.4	0.2	0.5	0.5	0.2	0.2	0.	0.	0.	7.5
4.0 M	1.4	0.5	0.	0.5	0.	0.2	0.	0.	0.	0.	2.5
5.0 M	0.7	0.	0.5	0.	0.2	0.	0.	0.	0.	0.	1.4
6.0 M	0.2	0.7	0.	0.	0.	0.	0.	0.	0.	0.	0.9
7.0 M	0.5	0.	0.	0.	0.	0.	0.	0.	0.	0.	0.5

付表－3.6 e　福井港　波浪階級別継続時間頻度表（通年）

未超過

WAVE DURATION DISTRIBUTION (YEARS , OBS.PERIOD= 3.68 YEARS) FUKUI

WAVE CLASSES (LESS THAN)	DURATION CLASSES(DAYS) 0.5	1	2	3	4	5	6	7	10	TOTAL
0.5 M	62.8	16.8	15.2	6.8	4.3	1.4	2.2	1.1	2.2	1.4	114.1
1.0 M	38.6	12.2	13.6	7.6	6.3	3.5	3.5	0.8	3.0	5.4	94.6
1.5 M	26.1	10.6	13.0	6.3	4.6	4.9	1.4	3.0	3.0	7.9	80.7
2.0 M	19.6	4.6	9.2	6.5	5.4	4.1	2.4	2.7	1.9	8.2	64.7
3.0 M	12.0	2.4	3.0	3.0	2.2	3.0	1.1	1.1	1.6	7.3	36.7
4.0 M	5.7	0.8	1.9	0.3	1.4	0.8	1.1	1.9	1.1	7.1	22.0
5.0 M	2.7	0.	0.3	0.3	0.3	0.8	0.3	0.5	0.3	6.8	12.2

超過

WAVE DURATION DISTRIBUTION (YEARS , OBS.PERIOD= 3.68 YEARS) FUKUI

WAVE CLASSES (MORE THAN)	DURATION CLASSES HOURS 6	12	18	DAYS 1	1.5	2	3	4	5	TOTAL
1.0 M	28.3	9.8	8.4	6.5	10.9	10.1	11.1	4.9	1.6	3.5	95.1
2.0 M	28.3	9.2	5.4	4.3	6.8	3.5	1.9	0.8	0.5	1.1	62.0
3.0 M	15.2	5.4	5.4	1.9	2.2	1.1	0.8	0.5	0.	0.	32.6
4.0 M	11.4	2.4	1.1	0.5	0.	0.8	0.3	0.	0.	0.	16.6
5.0 M	3.8	0.3	0.8	0.3	0.5	0.	0.	0.	0.	0.	5.7
6.0 M	1.4	0.8	0.	0.	0.	0.	0.	0.	0.	0.	2.2
7.0 M	1.1	0.	0.	0.	0.	0.	0.	0.	0.	0.	1.1

付表－3.7 a　深浦港　波浪階級別継続時間頻度表（冬季）

未超過

WAVE DURATION DISTRIBUTION (WINTER OBS.PERIOD= 3.67 YEARS) FUKAURA

WAVE CLASSES (LESS THAN)	DURATION CLASSES (DAYS) 0.5	1	2	3	4	5	6	7	10	TOTAL
0.5 M	7.1	2.2	0.3	0.	0.	0.	0.	0.	0.	9.5
1.0 M	11.2	6.0	6.0	0.3	0.5	0.	0.	0.	0.	24.0
1.5 M	17.2	5.2	9.0	4.1	0.8	0.5	0.	0.	0.	36.8
2.0 M	22.1	4.1	7.1	8.2	0.3	2.7	0.3	0.3	0.3	0.	45.2
3.0 M	11.4	2.5	4.1	1.9	1.9	1.1	1.6	2.2	2.2	1.1	30.0
4.0 M	6.3	0.8	0.5	0.3	0.8	0.3	0.3	0.5	1.6	3.3	14.7
5.0 M	1.9	0.	0.3	0.	0.	0.	0.3	0.	0.	2.5	4.9

超過

WAVE DURATION DISTRIBUTION (WINTER OBS.PERIOD= 3.67 YEARS) FUKAURA

WAVE CLASSES (MORE THAN)	DURATION CLASSES HOURS 6	12	18	DAYS 1	1.5	2	3	4	5	TOTAL
1.0 M	4.9	1.4	0.8	0.5	1.9	1.9	4.9	1.6	0.8	6.3	25.1
2.0 M	16.3	6.3	5.2	2.7	4.6	3.0	3.3	1.4	0.5	1.1	44.4
3.0 M	18.5	3.3	2.2	1.1	1.1	1.9	0.3	0.5	0.3	0.	29.2
4.0 M	8.7	2.5	0.8	0.	0.5	0.3	0.3	0.	0.	0.	13.1
5.0 M	2.5	0.	0.3	0.3	0.3	0.	0.	0.	0.	0.	3.3
6.0 M	1.6	0.3	0.	0.	0.	0.	0.	0.	0.	0.	1.9
7.0 M	0.5	0.	0.	0.	0.	0.	0.	0.	0.	0.	0.5

付表－3.7 b　深浦港　波浪階級別継続時間頻度表（春季）

未超過

WAVE DURATION DISTRIBUTION (SPRING OBS.PERIOD= 3.99 YEARS) FUKAURA

WAVE CLASSES (LESS THAN)	DURATION CLASSES (DAYS) 0.5	1	2	3	4	5	6	7	10	TOTAL
0.5 M	20.8	7.5	5.3	0.8	0.	0.5	0.3	0.3	0.3	0.	35.6
1.0 M	12.5	4.0	6.8	2.0	2.0	2.0	0.	0.	1.8	0.8	31.8
1.5 M	6.5	1.8	3.0	2.3	1.5	1.3	1.3	0.3	0.5	1.8	20.1
2.0 M	6.0	1.8	2.5	1.5	1.0	0.8	1.5	0.5	0.3	2.3	18.0
3.0 M	2.3	0.3	0.8	0.3	0.8	0.	0.5	0.	1.0	2.3	8.0
4.0 M	0.5	0.	0.3	0.3	0.3	0.	0.	0.	1.0	1.5	3.8
5.0 M	0.3	0.	0.	0.	0.	0.	0.	0.	0.	1.3	1.5

超過

WAVE DURATION DISTRIBUTION (SPRING OBS.PERIOD= 3.99 YEARS) FUKAURA

WAVE CLASSES (MORE THAN)	DURATION CLASSES HOURS 6	12	18	DAYS 1	1.5	2	3	4	5	TOTAL
1.0 M	13.0	4.3	2.5	2.0	3.8	1.8	3.0	0.5	1.3	0.3	32.3
2.0 M	7.5	3.5	1.8	2.0	1.5	0.5	0.	0.3	0.	0.	17.0
3.0 M	3.8	2.0	0.5	0.5	0.3	0.3	0.	0.	0.	0.	7.3
4.0 M	2.0	0.5	0.3	0.	0.	0.	0.	0.	0.	0.	2.8
5.0 M	0.5	0.	0.	0.	0.	0.	0.	0.	0.	0.	0.5
6.0 M	0.	0.	0.	0.	0.	0.	0.	0.	0.	0.	0.
7.0 M	0.	0.	0.	0.	0.	0.	0.	0.	0.	0.	0.

付表－3.7 c　深浦港　波浪階級別継続時間頻度表（夏季）

未超過

WAVE DURATION DISTRIBUTION (SUMMER OBS.PERIOD= 4.48 YEARS) FUKAURA

WAVE CLASSES (LESS THAN)	DURATION CLASSES(DAYS) 0.5	1	2	3	4	5	6	7	10	TOTAL
0.5 M	25.9	6.3	6.7	2.2	2.2	0.7	0.9	1.1	0.4	0.7	47.1
1.0 M	5.4	0.7	1.8	0.9	0.9	0.9	0.7	1.1	0.7	2.9	15.8
1.5 M	1.3	0.2	0.2	0.2	0.	0.2	0.2	0.2	1.1	2.7	6.5
2.0 M	1.1	0.	0.	0.	0.	0.	0.2	0.2	0.4	2.0	4.0
3.0 M	0.4	0.	0.	0.	0.	0.	0.2	0.2	0.4	1.6	2.9
4.0 M	0.7	0.	0.	0.	0.	0.	0.2	0.2	0.4	1.3	2.9
5.0 M	0.2	0.	0.	0.	0.	0.	0.	0.2	0.4	1.3	2.2

超過

WAVE DURATION DISTRIBUTION (SUMMER OBS.PERIOD= 4.48 YEARS) FUKAURA

WAVE CLASSES (MORE THAN)	DURATION CLASSES HOURS 6	12	18	DAYS 1	1.5	2	3	4	5	TOTAL
1.0 M	8.5	2.5	0.4	0.9	1.1	0.7	0.2	0.	0.	0.	14.3
2.0 M	1.1	0.2	0.2	0.2	0.2	0.	0.	0.	0.	0.	2.0
3.0 M	0.7	0.	0.2	0.	0.	0.	0.	0.	0.	0.	0.9
4.0 M	0.9	0.	0.	0.	0.	0.	0.	0.	0.	0.	0.9
5.0 M	0.2	0.	0.	0.	0.	0.	0.	0.	0.	0.	0.2
6.0 M	0.	0.	0.	0.	0.	0.	0.	0.	0.	0.	0.
7.0 M	0.	0.	0.	0.	0.	0.	0.	0.	0.	0.	0.

付表－3.7 d　深浦港　波浪階級別継続時間頻度表（秋季）

未超過

WAVE DURATION DISTRIBUTION (AUTUMN OBS.PERIOD= 4.10 YEARS) FUKAURA

WAVE CLASSES (LESS THAN)	DURATION CLASSES(DAYS) 0.5	1	2	3	4	5	6	7	10	TOTAL
0.5 M	17.8	4.6	4.6	1.2	0.5	0.2	1.2	0.	0.	0.	30.2
1.0 M	12.2	4.9	5.1	2.9	2.0	1.2	0.	1.5	0.5	0.5	30.7
1.5 M	5.4	4.1	4.4	2.9	1.5	0.7	0.5	0.7	0.7	2.0	22.9
2.0 M	5.9	1.5	3.4	3.7	2.2	0.7	0.2	0.5	0.7	2.4	21.2
3.0 M	4.1	0.7	1.0	0.5	1.5	1.5	0.2	0.2	1.0	2.9	13.7
4.0 M	2.2	0.5	0.2	0.5	0.2	0.2	0.	0.	0.5	2.9	7.3
5.0 M	1.2	0.2	0.2	0.	0.2	0.	0.2	0.	0.2	2.4	4.9

超過

WAVE DURATION DISTRIBUTION (AUTUMN OBS.PERIOD= 4.10 YEARS) FUKAURA

WAVE CLASSES (MORE THAN)	DURATION CLASSES HOURS 6	12	18	DAYS 1	1.5	2	3	4	5	TOTAL
1.0 M	10.2	3.7	2.2	1.2	3.9	3.2	3.2	1.7	1.0	0.5	30.7
2.0 M	7.6	2.9	1.5	1.7	3.2	0.5	1.7	0.2	0.2	0.	19.5
3.0 M	6.6	1.5	1.0	1.0	0.7	0.7	0.2	0.	0.	0.	11.7
4.0 M	3.4	0.5	0.5	0.2	0.2	0.	0.	0.	0.	0.	4.9
5.0 M	1.0	1.0	0.	0.	0.	0.	0.	0.	0.	0.	2.0
6.0 M	0.7	0.2	0.	0.	0.	0.	0.	0.	0.	0.	1.0
7.0 M	0.	0.	0.	0.	0.	0.	0.	0.	0.	0.	0.

付表－3.7 e　深浦港　波浪階級別継続時間頻度表（通年）

未超過

WAVE DURATION DISTRIBUTION (YEARS , OBS.PERIOD= 4.15 YEARS) FUKAURA

WAVE CLASSES (LESS THAN)	DURATION CLASSES(DAYS) --- 0.5---	1 ---	2 ---	3 ---	4 ---	5 ---	6 ---	7 ---	10 ---	TOTAL
0.5 M	71.1	20.2	16.9	4.6	2.9	1.4	2.4	1.4	0.7	0.7	122.4
1.0 M	39.5	14.2	18.1	5.5	5.1	4.6	0.7	2.2	3.1	4.3	97.3
1.5 M	27.2	10.4	14.7	8.7	3.1	2.9	1.9	1.2	2.2	6.5	78.8
2.0 M	31.1	6.3	11.8	12.3	3.1	4.1	1.9	1.7	1.4	5.5	79.3
3.0 M	16.1	2.9	4.8	2.2	3.4	2.7	1.9	2.7	4.3	6.5	47.5
4.0 M	8.2	1.2	0.5	0.7	1.2	0.5	0.5	0.7	2.9	7.0	23.4
5.0 M	2.7	0.2	0.5	0.	0.2	0.	0.2	0.2	0.5	4.6	9.2

超過

WAVE DURATION DISTRIBUTION (YEARS , OBS.PERIOD= 4.15 YEARS) FUKAURA

WAVE CLASSES (MORE THAN)	DURATION CLASSES HOURS --- 6	--- 12	--- 18	---	DAYS 1 --- 1.5---	2 ---	3 ---	4 ---	5 ---	TOTAL
1.0 M	35.4	10.8	5.8	4.1	10.6	7.0	9.9	3.9	2.7	6.7	96.9
2.0 M	30.4	11.6	7.7	6.3	8.9	3.6	4.3	1.9	0.7	1.0	76.4
3.0 M	26.7	5.8	3.6	2.7	1.9	2.4	0.7	0.5	0.2	0.	44.6
4.0 M	13.5	3.1	1.4	0.2	0.7	0.2	0.2	0.	0.	0.	19.5
5.0 M	3.9	1.0	0.2	0.2	0.2	0.	0.	0.	0.	0.	5.5
6.0 M	2.2	0.5	0.	0.	0.	0.	0.	0.	0.	0.	2.7
7.0 M	0.5	0.	0.	0.	0.	0.	0.	0.	0.	0.	0.5

付表－3.8 a　むつ小川原港　波浪階級別継続時間頻度表（冬季）

未超過

WAVE DURATION DISTRIBUTION (WINTER OBS.PERIOD= 9.77 YEARS) MUTSUOGAWARA

WAVE CLASSES (LESS THAN)	DURATION CLASSES(DAYS) 0.5	1	2	3	4	5	6	7	10	TOTAL
0.5 M	32.2	7.4	5.5	1.2	0.8	0.4	0.	0.	0.	0.	47.6
1.0 M	11.6	3.7	3.6	2.4	1.3	1.6	1.4	0.6	1.0	1.4	28.7
1.5 M	7.1	1.5	1.6	1.5	1.0	0.5	0.6	0.4	1.1	3.0	18.4
2.0 M	3.7	0.5	1.2	0.4	0.6	0.3	0.4	0.	0.6	3.6	11.4
3.0 M	1.7	0.	0.4	0.3	0.	0.2	0.3	0.2	0.1	2.9	6.1
4.0 M	0.6	0.	0.1	0.2	0.1	0.1	0.3	0.	0.2	2.3	3.9
5.0 M	0.6	0.2	0.	0.2	0.1	0.1	0.1	0.	0.2	1.9	3.5

超過

WAVE DURATION DISTRIBUTION (WINTER OBS.PERIOD= 9.77 YEARS) MUTSUOGAWARA

WAVE CLASSES (MORE THAN)	DURATION CLASSES HOURS 6	12	18	DAYS 1	1.5	2	3	4	5	TOTAL
1.0 M	14.4	3.3	2.3	0.8	1.8	1.3	1.0	1.3	0.8	0.8	27.9
2.0 M	4.3	1.4	1.0	0.6	0.9	0.2	0.7	0.2	0.2	0.	9.6
3.0 M	2.3	0.5	0.2	0.2	0.5	0.	0.3	0.1	0.	0.	4.1
4.0 M	0.6	0.4	0.3	0.	0.2	0.	0.2	0.	0.	0.	1.7
5.0 M	1.0	0.1	0.	0.	0.	0.1	0.	0.	0.	0.	1.2
6.0 M	0.1	0.	0.	0.	0.	0.	0.	0.	0.	0.	0.1
7.0 M	0.	0.	0.	0.	0.	0.	0.	0.	0.	0.	0.

付表－3.8 b　むつ小川原港　波浪階級別継続時間頻度表（春季）

未超過

WAVE DURATION DISTRIBUTION (SPRING OBS.PERIOD=10.15 YEARS) MUTSUOGAWARA

WAVE CLASSES (LESS THAN)	DURATION CLASSES(DAYS) 0.5	1	2	3	4	5	6	7	10	TOTAL
0.5 M	19.4	2.4	2.2	1.2	0.4	0.1	0.2	0.	0.	0.	25.8
1.0 M	19.4	3.3	4.8	3.4	1.4	1.9	1.3	0.6	0.8	0.2	37.0
1.5 M	9.1	1.6	2.2	1.5	1.0	1.1	1.0	1.1	2.4	1.7	22.5
2.0 M	6.2	1.1	0.8	1.3	0.3	0.8	0.4	1.0	1.9	2.6	16.3
3.0 M	2.9	0.2	0.9	0.2	0.4	0.3	0.2	0.2	0.7	3.5	9.5
4.0 M	0.7	0.1	0.1	0.1	0.3	0.	0.	0.	0.2	3.1	4.5
5.0 M	0.1	0.	0.	0.	0.1	0.1	0.	0.	0.2	2.0	2.5

超過

WAVE DURATION DISTRIBUTION (SPRING OBS.PERIOD=10.15 YEARS) MUTSUOGAWARA

WAVE CLASSES (MORE THAN)	DURATION CLASSES HOURS 6	12	18	DAYS 1	1.5	2	3	4	5	TOTAL
1.0 M	17.5	5.4	2.5	1.5	2.3	3.0	2.5	1.2	1.1	1.2	38.0
2.0 M	7.5	2.3	1.3	0.6	1.7	0.9	0.8	0.3	0.	0.1	15.4
3.0 M	4.5	1.1	0.8	1.1	0.2	0.1	0.1	0.	0.	0.	7.9
4.0 M	2.0	0.4	0.2	0.	0.1	0.	0.	0.	0.	0.	2.7
5.0 M	0.6	0.	0.	0.	0.	0.	0.	0.	0.	0.	0.6
6.0 M	0.2	0.	0.	0.	0.	0.	0.	0.	0.	0.	0.2
7.0 M	0.	0.	0.	0.	0.	0.	0.	0.	0.	0.	0.

付表－3.8 c　むつ小川原港　波浪階級別継続時間頻度表（夏季）

未超過

WAVE DURATION DISTRIBUTION (SUMMER , OBS.PERIOD=10.79 YEARS) MUTSUOGAWARA

WAVE CLASSES (LESS THAN)	DURATION CLASSES (DAYS) 0.5	1	2	3	4	5	6	7	10	TOTAL
0.5 M	11.2	1.0	0.6	0.4	0.1	0.1	0.	0.	0.	0.	13.4
1.0 M	22.6	3.9	3.2	2.1	1.5	0.8	0.6	0.9	1.1	0.8	37.6
1.5 M	8.4	1.9	1.1	1.6	0.8	1.0	0.5	0.6	1.3	2.2	19.6
2.0 M	5.7	1.0	0.4	0.3	0.3	0.5	0.6	0.1	0.6	3.1	12.5
3.0 M	1.5	0.3	0.	0.1	0.1	0.	0.1	0.	0.5	2.2	4.7
4.0 M	0.1	0.1	0.	0.	0.	0.	0.	0.	0.1	1.8	2.0
5.0 M	0.	0.1	0.	0.	0.	0.	0.	0.	0.1	1.5	1.7

超過

WAVE DURATION DISTRIBUTION (SUMMER , OBS.PERIOD=10.79 YEARS) MUTSUOGAWARA

WAVE CLASSES (MORE THAN)	DURATION CLASSES HOURS 6	12	18	DAYS 1	1.5	2	3	4	5	TOTAL
1.0 M	21.3	4.4	2.6	1.9	1.6	1.6	2.1	0.6	0.6	1.8	38.6
2.0 M	6.2	1.3	0.8	0.7	0.7	0.5	0.6	0.	0.	0.1	10.9
3.0 M	2.3	0.6	0.2	0.	0.1	0.	0.	0.	0.	0.	3.2
4.0 M	0.3	0.2	0.	0.	0.	0.	0.	0.	0.	0.	0.5
5.0 M	0.1	0.	0.	0.	0.	0.	0.	0.	0.	0.	0.1
6.0 M	0.	0.	0.	0.	0.	0.	0.	0.	0.	0.	0.
7.0 M	0.	0.	0.	0.	0.	0.	0.	0.	0.	0.	0.

付表－3.8 d　むつ小川原港　波浪階級別継続時間頻度表（秋季）

未超過

WAVE DURATION DISTRIBUTION (AUTUMN , OBS.PERIOD=10.42 YEARS) MUTSUOGAWARA

WAVE CLASSES (LESS THAN)	DURATION CLASSES (DAYS) 0.5	1	2	3	4	5	6	7	10	TOTAL
0.5 M	27.1	4.4	4.0	1.2	0.	0.	0.1	0.	0.	0.	36.8
1.0 M	17.7	2.9	3.6	2.3	1.7	1.2	1.0	0.6	1.0	0.7	32.5
1.5 M	10.9	2.4	2.1	1.9	1.2	1.0	0.6	1.1	1.1	2.1	24.4
2.0 M	5.7	0.5	1.2	0.6	0.9	1.2	0.4	0.7	1.3	2.9	15.2
3.0 M	1.5	0.	0.3	0.1	0.3	0.2	0.1	0.	0.7	3.0	6.1
4.0 M	0.2	0.	0.1	0.2	0.1	0.	0.	0.	0.	2.1	2.7
5.0 M	0.1	0.	0.	0.	0.2	0.	0.	0.	0.	1.6	1.9

超過

WAVE DURATION DISTRIBUTION (AUTUMN , OBS.PERIOD=10.42 YEARS) MUTSUOGAWARA

WAVE CLASSES (MORE THAN)	DURATION CLASSES HOURS 6	12	18	DAYS 1	1.5	2	3	4	5	TOTAL
1.0 M	14.8	4.7	1.7	1.5	2.4	1.3	2.0	1.2	1.0	1.5	32.1
2.0 M	7.6	2.0	1.3	1.1	1.0	0.5	0.3	0.	0.	0.1	13.8
3.0 M	3.1	1.0	0.3	0.1	0.2	0.	0.1	0.	0.	0.	4.7
4.0 M	1.0	0.	0.1	0.	0.	0.	0.	0.	0.	0.	1.1
5.0 M	0.3	0.	0.	0.	0.	0.	0.	0.	0.	0.	0.3
6.0 M	0.	0.	0.	0.	0.	0.	0.	0.	0.	0.	0.
7.0 M	0.	0.	0.	0.	0.	0.	0.	0.	0.	0.	0.

付表－3.8 e　むつ小川原港　波浪階級別継続時間頻度表（通年）

未超過

WAVE DURATION DISTRIBUTION (YEARS / OBS.PERIOD=10.37 YEARS) HUTSUOGAWARA

WAVE CLASSES (LESS THAN)	DURATION CLASSES(DAYS) --- 0.5---	1 ---	2 ---	3 ---	4 ---	5 ---	6 ---	7 ---	10 ---	TOTAL
0.5 M	87.7	14.8	12.0	4.0	1.3	0.6	0.3	0.	0.	0.	120.4
1.0 M	70.6	12.6	14.5	10.3	5.8	5.4	4.0	2.4	4.1	3.4	133.0
1.5 M	34.5	7.2	6.3	6.0	3.9	3.2	2.4	2.6	5.8	9.1	80.9
2.0 M	20.4	2.9	2.8	2.2	1.8	2.1	1.5	1.6	4.0	11.9	51.3
3.0 M	7.4	0.3	0.8	0.5	0.5	0.4	0.5	0.3	1.4	10.0	22.0
4.0 M	1.4	0.1	0.2	0.2	0.3	0.	0.1	0.	0.2	6.2	8.7
5.0 M	0.7	0.2	0.	0.1	0.2	0.1	0.	0.	0.2	3.7	5.1

超過

WAVE DURATION DISTRIBUTION (YEARS / OBS.PERIOD=10.37 YEARS) HUTSUOGAWARA

WAVE CLASSES (MORE THAN)	DURATION CLASSES HOURS --- 6 ---	12 ---	18 ---	DAYS 1 ---	1.5---	2 ---	3 ---	4 ---	5 ---	TOTAL
1.0 M	67.5	17.3	8.4	5.9	7.5	7.2	7.2	4.5	3.6	5.0	134.1
2.0 M	25.3	6.4	4.5	3.1	4.3	2.0	2.2	0.5	0.1	0.4	48.8
3.0 M	11.9	3.3	1.4	1.4	1.0	0.1	0.5	0.1	0.	0.	19.6
4.0 M	3.8	1.0	0.6	0.	0.3	0.	0.2	0.	0.	0.	5.8
5.0 M	1.9	0.1	0.	0.	0.	0.1	0.	0.	0.	0.	2.1
6.0 M	0.3	0.	0.	0.	0.	0.	0.	0.	0.	0.	0.3
7.0 M	0.	0.	0.	0.	0.	0.	0.	0.	0.	0.	0.

付表－3.9(1)a　八戸港（SGW, USW）波浪階級別継続時間頻度表（冬季）

未超過

WAVE DURATION DISTRIBUTION (WINTER OBS.PERIOD=10.61 YEARS) HACHINOHE(SGW, USW)

WAVE CLASSES (LESS THAN)	DURATION CLASSES(DAYS) 0.5	1	2	3	4	5	6	7	10	TOTAL
0.5 M	27.2	7.7	4.3	1.2	0.1	0.3	0.	0.	0.	0.	40.9
1.0 M	18.2	6.2	5.7	4.2	3.3	1.5	0.3	0.6	0.9	0.4	41.4
1.5 M	8.5	2.2	3.7	2.0	2.1	0.4	0.8	0.6	2.3	2.2	24.5
2.0 M	5.9	0.9	2.3	1.1	0.6	0.6	0.7	0.3	2.1	2.9	17.3
3.0 M	1.7	0.1	0.8	0.5	0.6	0.3	0.3	0.5	0.6	2.8	8.1
4.0 M	1.3	0.2	0.6	0.3	0.5	0.2	0.2	0.1	0.4	2.4	6.0
5.0 M	1.2	0.	0.5	0.1	0.3	0.3	0.1	0.	0.4	2.3	5.1

超過

WAVE DURATION DISTRIBUTION (WINTER OBS.PERIOD=10.61 YEARS) HACHINOHE(SGW, USW)

WAVE CLASSES (MORE THAN)	DURATION CLASSES HOURS 6	12	18	DAYS 1	1.5	2	3	4	5	TOTAL
1.0 M	19.9	5.7	3.7	1.8	2.7	1.5	1.4	1.7	0.8	0.8	40.2
2.0 M	7.5	2.1	1.2	0.9	0.8	0.3	0.8	0.2	0.2	0.	13.9
3.0 M	2.6	0.8	0.5	0.	0.3	0.2	0.4	0.	0.	0.	4.7
4.0 M	1.2	0.4	0.1	0.	0.3	0.1	0.1	0.	0.	0.	2.2
5.0 M	0.9	0.3	0.1	0.	0.	0.	0.	0.	0.	0.	1.3
6.0 M	0.1	0.	0.	0.	0.	0.	0.	0.	0.	0.	0.1
7.0 M	0.	0.	0.	0.	0.	0.	0.	0.	0.	0.	0.

付表－3.9(1)b　八戸港（SGW, USW）波浪階級別継続時間頻度表（春季）

未超過

WAVE DURATION DISTRIBUTION (SPRING OBS.PERIOD=11.91 YEARS) HACHINOHE(SGW, USW)

WAVE CLASSES (LESS THAN)	DURATION CLASSES(DAYS) 0.5	1	2	3	4	5	6	7	10	TOTAL
0.5 M	31.5	6.4	3.4	1.3	0.8	0.3	0.	0.1	0.	0.1	43.9
1.0 M	17.7	2.9	4.0	3.0	1.8	1.3	1.6	0.9	1.1	0.8	35.1
1.5 M	6.3	0.9	1.3	0.9	1.2	1.1	0.5	0.8	1.3	2.8	17.0
2.0 M	6.0	0.9	0.6	0.8	0.4	0.4	0.5	0.5	0.9	2.8	13.9
3.0 M	1.6	0.3	0.5	0.5	0.4	0.3	0.2	0.	0.5	2.8	7.1
4.0 M	0.6	0.1	0.4	0.2	0.1	0.1	0.2	0.	0.3	2.0	3.9
5.0 M	0.3	0.1	0.3	0.2	0.1	0.1	0.1	0.	0.3	1.6	2.9

超過

WAVE DURATION DISTRIBUTION (SPRING OBS.PERIOD=11.91 YEARS) HACHINOHE(SGW, USW)

WAVE CLASSES (MORE THAN)	DURATION CLASSES HOURS 6	12	18	DAYS 1	1.5	2	3	4	5	TOTAL
1.0 M	19.4	5.3	1.3	1.4	1.5	1.8	2.0	1.0	0.5	0.7	34.8
2.0 M	6.1	1.0	1.3	0.8	1.2	0.8	0.4	0.2	0.	0.	11.8
3.0 M	2.7	0.6	0.6	0.1	0.2	0.1	0.1	0.	0.	0.	4.3
4.0 M	0.8	0.4	0.	0.	0.	0.	0.	0.	0.	0.	1.2
5.0 M	0.2	0.	0.	0.	0.	0.	0.	0.	0.	0.	0.2
6.0 M	0.	0.	0.	0.	0.	0.	0.	0.	0.	0.	0.
7.0 M	0.	0.	0.	0.	0.	0.	0.	0.	0.	0.	0.

付表－3.9(1)c　八戸港（SGW, USW）波浪階級別継続時間頻度表（夏季）

未超過

WAVE DURATION DISTRIBUTION (SUMMER OBS.PERIOD=12.85 YEARS) HACHINOHE(SGW, USW)

WAVE CLASSES (LESS THAN)	DURATION CLASSES(DAYS) 0.5	1	2	3	4	5	6	7	10	TOTAL
0.5 M	35.2	5.4	3.3	1.3	0.6	0.3	0.5	0.2	0.3	0.1	47.2
1.0 M	12.9	1.9	2.4	1.2	1.1	0.4	0.7	0.7	1.5	2.0	24.8
1.5 M	5.8	0.3	0.9	0.4	0.3	0.3	0.5	0.2	0.9	3.5	13.1
2.0 M	2.8	0.2	0.5	0.5	0.1	0.1	0.2	0.1	0.7	2.9	8.0
3.0 M	0.5	0.1	0.5	0.1	0.	0.	0.2	0.1	0.2	2.2	3.7
4.0 M	0.5	0.	0.4	0.1	0.	0.	0.1	0.	0.3	1.9	3.2
5.0 M	0.4	0.	0.4	0.1	0.	0.	0.1	0.	0.2	1.8	3.0

超過

WAVE DURATION DISTRIBUTION (SUMMER OBS.PERIOD=12.85 YEARS) HACHINOHE(SGW, USW)

WAVE CLASSES (MORE THAN)	DURATION CLASSES HOURS 6	12	18	DAYS 1	1.5	2	3	4	5	TOTAL
1.0 M	11.3	3.8	1.8	1.0	1.2	1.0	1.2	0.5	0.5	0.7	23.0
2.0 M	2.8	0.9	0.5	0.3	0.5	0.1	0.4	0.	0.	0.	5.4
3.0 M	0.5	0.1	0.1	0.	0.2	0.	0.	0.	0.	0.	0.9
4.0 M	0.2	0.1	0.	0.	0.	0.	0.	0.	0.	0.	0.3
5.0 M	0.1	0.	0.	0.	0.	0.	0.	0.	0.	0.	0.1
6.0 M	0.	0.	0.	0.	0.	0.	0.	0.	0.	0.	0.
7.0 M	0.	0.	0.	0.	0.	0.	0.	0.	0.	0.	0.

付表－3.9(1)d　八戸港（SGW, USW）波浪階級別継続時間頻度表（秋季）

未超過

WAVE DURATION DISTRIBUTION (AUTUMN OBS.PERIOD=13.11 YEARS) HACHINOHE(SGW, USW)

WAVE CLASSES (LESS THAN)	DURATION CLASSES(DAYS) 0.5	1	2	3	4	5	6	7	10	TOTAL
0.5 M	35.4	5.3	4.0	1.1	0.3	0.	0.	0.1	0.	0.	46.2
1.0 M	20.0	3.0	5.5	2.6	2.3	1.8	1.3	0.6	1.2	0.5	38.7
1.5 M	8.8	1.9	1.9	1.4	1.2	0.8	0.8	0.9	1.8	2.1	21.6
2.0 M	4.0	0.2	1.1	0.4	0.7	0.7	0.3	0.5	1.4	2.8	12.0
3.0 M	1.3	0.2	0.2	0.3	0.2	0.4	0.	0.2	0.5	2.7	6.0
4.0 M	0.5	0.1	0.2	0.1	0.1	0.2	0.1	0.	0.2	1.9	3.3
5.0 M	0.2	0.2	0.2	0.1	0.1	0.1	0.1	0.	0.2	1.9	2.8

超過

WAVE DURATION DISTRIBUTION (AUTUMN OBS.PERIOD=13.11 YEARS) HACHINOHE(SGW, USW)

WAVE CLASSES (MORE THAN)	DURATION CLASSES HOURS 6	12	18	DAYS 1	1.5	2	3	4	5	TOTAL
1.0 M	20.4	4.3	3.0	1.7	2.4	1.4	1.5	1.2	0.5	0.8	37.2
2.0 M	5.6	1.4	0.6	0.5	0.5	0.5	0.3	0.1	0.	0.	9.7
3.0 M	2.7	0.4	0.4	0.1	0.1	0.	0.	0.	0.	0.	3.6
4.0 M	0.6	0.	0.	0.	0.	0.	0.	0.	0.	0.	0.6
5.0 M	0.	0.	0.	0.	0.	0.	0.	0.	0.	0.	0.
6.0 M	0.	0.	0.	0.	0.	0.	0.	0.	0.	0.	0.
7.0 M	0.	0.	0.	0.	0.	0.	0.	0.	0.	0.	0.

付表－3.9(1)e　八戸港（SGW, USW）波浪階級別継続時間頻度表（通年）

未超過

WAVE DURATION DISTRIBUTION (YEARS / OBS.PERIOD=12.21 YEARS) HACHINOHE(SGW, USW)

WAVE CLASSES (LESS THAN)	DURATION CLASSES(DAYS) --- 0.5---	1 ---	2 ---	3 ---	4 ---	5 ---	6 ---	7 ---	10 ---	TOTAL
0.5 M	1128.7	24.5	14.7	4.8	1.8	1.1	0.6	0.3	0.3	0.2	177.0
1.0 M	66.6	12.9	16.9	10.7	7.8	4.9	3.7	2.7	4.7	4.0	134.8
1.5 M	28.4	4.5	6.8	4.3	4.3	2.5	2.1	2.0	5.5	10.9	71.3
2.0 M	17.8	1.6	3.6	2.4	1.6	1.5	1.5	1.0	3.9	11.1	45.9
3.0 M	4.7	0.4	1.6	1.1	0.9	0.7	0.4	0.7	1.0	8.8	20.2
4.0 M	2.5	0.2	1.1	0.4	0.3	0.3	0.2	0.1	0.7	5.8	11.8
5.0 M	1.6	0.2	1.1	0.3	0.2	0.3	0.2	0.	0.6	4.8	9.3

超過

WAVE DURATION DISTRIBUTION (YEARS / OBS.PERIOD=12.21 YEARS) HACHINOHE(SGW, USW)

WAVE CLASSES (MORE THAN)	DURATION CLASSES HOURS --- 6	--- 12	--- 18	DAYS --- 1	--- 1.5---	2 ---	3 ---	4 ---	5 ---	TOTAL
1.0 M	69.9	18.4	9.2	5.9	7.7	5.7	5.7	4.2	2.3	3.1	132.0
2.0 M	21.5	5.2	3.4	2.3	3.0	1.6	1.8	0.4	0.2	0.	39.5
3.0 M	8.3	1.7	1.5	0.2	0.7	0.2	0.4	0.	0.	0.	12.9
4.0 M	2.7	0.8	0.1	0.	0.2	0.1	0.1	0.	0.	0.	4.0
5.0 M	1.1	0.2	0.1	0.	0.	0.	0.	0.	0.	0.	1.4
6.0 M	0.1	0.	0.	0.	0.	0.	0.	0.	0.	0.	0.1
7.0 M	0.	0.	0.	0.	0.	0.	0.	0.	0.	0.	0.

付表－3.9(2)a　八戸港（USW）　波浪階級別継続時間頻度表（冬季）

未超過

WAVE DURATION DISTRIBUTION (WINTER , OBS.PERIOD= 8.94 YEARS) HACHINOHE (USW)

WAVE CLASSES (LESS THAN)	DURATION CLASSES (DAYS) --- 0.5---	1 ---	2 ---	3 ---	4 ---	5 ---	6 ---	7 ---	10 ---	TOTAL
0.5 M	28.2	7.4	4.4	0.4	0.1	0.	0.	0.	0.	40.5
1.0 M	20.1	6.8	6.3	4.7	3.0	1.7	0.3	0.6	0.7	0.2	44.4
1.5 M	8.5	2.0	3.7	2.3	2.0	0.2	0.9	0.7	2.2	2.0	24.6
2.0 M	5.0	1.0	2.0	1.3	0.4	0.4	0.6	0.3	2.1	2.8	14.1
3.0 M	1.2	0.1	0.7	0.6	0.4	0.3	0.2	0.3	0.6	2.6	7.0
4.0 M	1.3	0.1	0.6	0.2	0.3	0.2	0.2	0.1	0.3	2.2	5.7
5.0 M	1.5	0.	0.4	0.1	0.2	0.2	0.1	0.	0.3	2.1	5.0

超過

WAVE DURATION DISTRIBUTION (WINTER , OBS.PERIOD= 8.94 YEARS) HACHINOHE (USW)

WAVE CLASSES (MORE THAN)	DURATION CLASSES HOURS --- 6	--- 12	--- 18	--- 1	DAYS --- 1.5---	2 ---	3 ---	4 ---	5 ---	TOTAL
1.0 M	21.1	6.6	4.1	2.1	3.0	1.6	1.2	1.9	0.7	0.8	43.2
2.0 M	7.2	1.9	0.9	0.8	0.8	0.2	0.8	0.2	0.1	0.	12.9
3.0 M	1.8	0.8	0.3	0.	0.2	0.2	0.3	0.	0.	0.	3.7
4.0 M	1.1	0.3	0.1	0.	0.2	0.1	0.1	0.	0.	0.	2.0
5.0 M	1.0	0.3	0.1	0.	0.	0.	0.	0.	0.	0.	1.5
6.0 M	0.1	0.	0.	0.	0.	0.	0.	0.	0.	0.	0.1
7.0 M	0.	0.	0.	0.	0.	0.	0.	0.	0.	0.	0.

付表－3.9(2)b　八戸港（USW）　波浪階級別継続時間頻度表（春季）

未超過

WAVE DURATION DISTRIBUTION (SPRING , OBS.PERIOD=10.38 YEARS) HACHINOHE (USW)

WAVE CLASSES (LESS THAN)	DURATION CLASSES (DAYS) --- 0.5---	1 ---	2 ---	3 ---	4 ---	5 ---	6 ---	7 ---	10 ---	TOTAL
0.5 M	32.8	6.9	3.6	1.3	0.5	0.1	0.	0.	0.	0.	45.2
1.0 M	18.7	3.1	4.3	3.2	1.6	1.3	1.5	1.0	1.1	0.7	36.5
1.5 M	5.4	0.9	1.3	0.9	1.0	1.2	0.4	0.8	1.3	2.8	15.8
2.0 M	5.6	0.6	0.6	1.0	0.4	0.4	0.5	0.6	0.9	2.7	13.1
3.0 M	1.3	0.4	0.3	0.5	0.3	0.2	0.1	0.	0.5	2.6	6.2
4.0 M	0.6	0.1	0.3	0.2	0.	0.	0.	0.	0.3	1.8	3.3
5.0 M	0.2	0.1	0.1	0.2	0.	0.	0.	0.	0.3	1.3	2.2

超過

WAVE DURATION DISTRIBUTION (SPRING , OBS.PERIOD=10.38 YEARS) HACHINOHE (USW)

WAVE CLASSES (MORE THAN)	DURATION CLASSES HOURS --- 6	--- 12	--- 18	--- 1	DAYS --- 1.5---	2 ---	3 ---	4 ---	5 ---	TOTAL
1.0 M	20.8	5.4	1.2	1.5	1.5	1.6	2.1	1.1	0.5	0.7	36.4
2.0 M	5.8	1.2	1.3	0.8	1.3	0.8	0.3	0.2	0.	0.	11.6
3.0 M	2.7	0.5	0.6	0.	0.2	0.1	0.1	0.	0.	0.	4.1
4.0 M	0.9	0.4	0.	0.	0.	0.	0.	0.	0.	0.	1.3
5.0 M	0.2	0.	0.	0.	0.	0.	0.	0.	0.	0.	0.2
6.0 M	0.	0.	0.	0.	0.	0.	0.	0.	0.	0.	0.
7.0 M	0.	0.	0.	0.	0.	0.	0.	0.	0.	0.	0.

付表－3.9(2)c　八戸港（USW）　波浪階級別継続時間頻度表（夏季）

未超過

WAVE DURATION DISTRIBUTION (SUMMER , OBS.PERIOD=11.36 YEARS) HACHINOHE (USW)

WAVE CLASSES (LESS THAN)	DURATION CLASSES (DAYS) --- 0.5	--- 1	--- 2	--- 3	--- 4	--- 5	--- 6	--- 7	--- 10	---	TOTAL
0.5 M	35.5	5.1	3.0	1.0	0.6	0.2	0.4	0.1	0.3	0.	46.1
1.0 M	13.5	2.2	2.5	1.0	1.1	0.4	0.5	0.7	1.4	1.8	25.2
1.5 M	6.4	0.3	1.0	0.4	0.4	0.4	0.5	0.2	0.9	3.3	13.6
2.0 M	3.0	0.3	0.5	0.5	0.	0.1	0.2	0.1	0.7	2.8	8.2
3.0 M	0.4	0.1	0.5	0.1	0.	0.	0.2	0.1	0.1	2.0	3.5
4.0 M	0.4	0.	0.4	0.1	0.	0.	0.1	0.	0.2	1.7	2.9
5.0 M	0.4	0.	0.4	0.1	0.	0.	0.1	0.	0.1	1.6	2.6

超過

WAVE DURATION DISTRIBUTION (SUMMER , OBS.PERIOD=11.36 YEARS) HACHINOHE (USW)

WAVE CLASSES (MORE THAN)	DURATION CLASSES HOURS --- 6	--- 12	--- 18	--- 1 DAYS	--- 1.5	--- 2	--- 3	--- 4	--- 5	---	TOTAL
1.0 M	11.0	3.9	1.9	1.1	1.2	1.1	1.3	0.5	0.6	0.8	23.5
2.0 M	3.0	1.0	0.5	0.4	0.5	0.1	0.4	0.	0.	0.	5.9
3.0 M	0.6	0.1	0.1	0.	0.2	0.	0.	0.	0.	0.	1.0
4.0 M	0.3	0.1	0.	0.	0.	0.	0.	0.	0.	0.	0.4
5.0 M	0.1	0.	0.	0.	0.	0.	0.	0.	0.	0.	0.1
6.0 M	0.	0.	0.	0.	0.	0.	0.	0.	0.	0.	0.
7.0 M	0.	0.	0.	0.	0.	0.	0.	0.	0.	0.	0.

付表－3.9(2)d　八戸港（USW）　波浪階級別継続時間頻度表（秋季）

未超過

WAVE DURATION DISTRIBUTION (AUTUMN , OBS.PERIOD=11.42 YEARS) HACHINOHE (USW)

WAVE CLASSES (LESS THAN)	DURATION CLASSES (DAYS) --- 0.5	--- 1	--- 2	--- 3	--- 4	--- 5	--- 6	--- 7	--- 10	---	TOTAL
0.5 M	35.6	5.5	3.7	0.6	0.2	0.	0.	0.	0.	0.	45.6
1.0 M	20.7	3.3	5.7	2.5	2.4	1.6	1.2	0.5	1.1	0.4	39.5
1.5 M	8.9	1.8	2.0	1.3	1.1	0.8	0.9	0.6	1.8	2.1	21.3
2.0 M	3.7	0.	1.1	0.4	0.4	0.7	0.4	0.3	1.1	2.9	10.9
3.0 M	1.5	0.2	0.3	0.3	0.2	0.3	0.	0.2	0.4	2.6	5.8
4.0 M	0.2	0.	0.2	0.	0.	0.2	0.1	0.	0.	1.7	2.3
5.0 M	0.2	0.	0.2	0.	0.	0.1	0.1	0.	0.	1.7	2.2

超過

WAVE DURATION DISTRIBUTION (AUTUMN , OBS.PERIOD=11.42 YEARS) HACHINOHE (USW)

WAVE CLASSES (MORE THAN)	DURATION CLASSES HOURS --- 6	--- 12	--- 18	--- 1 DAYS	--- 1.5	--- 2	--- 3	--- 4	--- 5	---	TOTAL
1.0 M	21.1	4.4	3.2	1.6	2.4	1.6	1.4	1.1	0.5	1.0	38.3
2.0 M	5.2	1.3	0.6	0.4	0.5	0.5	0.4	0.1	0.	0.	9.0
3.0 M	3.0	0.4	0.4	0.	0.	0.	0.	0.	0.	0.	3.8
4.0 M	0.1	0.	0.	0.	0.	0.	0.	0.	0.	0.	0.1
5.0 M	0.	0.	0.	0.	0.	0.	0.	0.	0.	0.	0.
6.0 M	0.	0.	0.	0.	0.	0.	0.	0.	0.	0.	0.
7.0 M	0.	0.	0.	0.	0.	0.	0.	0.	0.	0.	0.

付表－3.9(2)e　八戸港（USW）　波浪階級別継続時間頻度表（通年）

未超過

WAVE DURATION DISTRIBUTION (YEARS OBS.PERIOD=10.62 YEARS) HACHINOHE (USW)

WAVE CLASSES (LESS THAN)	DURATION CLASSES(DAYS) --- 0.5---	1 ---	2 ---	3 ---	4 ---	5 ---	6 ---	7 ---	10 ---	TOTAL
0.5 M	1131.5	24.6	14.3	3.2	1.4	0.4	0.5	0.1	0.3	0.	176.2
1.0 M	70.3	14.0	17.7	11.0	7.7	4.8	3.5	2.7	4.0	3.7	139.5
1.5 M	28.3	4.1	6.9	4.4	4.0	2.4	2.1	1.9	5.3	10.7	70.2
2.0 M	16.3	1.4	3.3	2.6	1.4	1.2	1.3	0.9	3.6	10.7	42.8
3.0 M	4.2	0.5	1.4	1.0	0.8	0.5	0.3	0.6	0.7	8.0	17.9
4.0 M	2.2	0.2	1.1	0.3	0.2	0.2	0.1	0.1	0.3	4.8	9.4
5.0 M	1.8	0.1	1.1	0.3	0.1	0.1	0.1	0.	0.3	3.6	7.4

超過

WAVE DURATION DISTRIBUTION (YEARS OBS.PERIOD=10.62 YEARS) HACHINOHE (USW)

WAVE CLASSES (MORE THAN)	DURATION CLASSES HOURS --- 6	--- 12	--- 18	--- 1	DAYS --- 1.5---	2 ---	3 ---	4 ---	5 ---	TOTAL
1.0 M	72.5	19.2	9.8	6.2	7.9	5.8	5.7	4.3	2.4	3.2	137.1
2.0 M	20.4	5.1	3.2	2.1	3.2	1.6	1.8	0.5	0.1	0.	37.9
3.0 M	7.9	1.7	1.3	0.	0.6	0.3	0.4	0.	0.	0.	12.1
4.0 M	2.2	0.8	0.1	0.	0.2	0.1	0.1	0.	0.	0.	3.4
5.0 M	1.1	0.3	0.1	0.	0.	0.	0.	0.	0.	0.	1.5
6.0 M	0.1	0.	0.	0.	0.	0.	0.	0.	0.	0.	0.1
7.0 M	0.	0.	0.	0.	0.	0.	0.	0.	0.	0.	0.

付表－3.10 a　宮古港　波浪階級別継続時間頻度表（冬季）

未超過

WAVE DURATION DISTRIBUTION (WINTER , OBS.PERIOD= 3.00 YEARS) MIYAKO

WAVE CLASSES (LESS THAN)	DURATION CLASSES(DAYS) 0.5	1	2	3	4	5	6	7	10	TOTAL
0.5 M	26.0	12.3	9.3	3.0	0.7	0.	0.	0.	0.	51.3
1.0 M	11.7	3.3	7.0	2.7	1.7	1.7	1.7	1.7	0.3	2.0	33.7
1.5 M	2.0	0.	1.0	0.7	0.	0.3	0.3	0.	0.7	3.0	8.0
2.0 M	2.7	0.	0.7	0.3	0.	0.	0.	0.	0.7	2.3	6.7
3.0 M	0.7	0.3	0.	0.	0.	0.	0.	0.	0.3	1.7	3.0
4.0 M	0.3	0.	0.	0.	0.	0.	0.	0.	0.	1.3	1.7
5.0 M	0.3	0.	0.	0.	0.	0.	0.	0.	0.	1.3	1.7

超過

WAVE DURATION DISTRIBUTION (WINTER , OBS.PERIOD= 3.00 YEARS) MIYAKO

WAVE CLASSES (MORE THAN)	DURATION CLASSES HOURS 6	12	18	DAYS 1	1.5	2	3	4	5	TOTAL
1.0 M	18.7	5.0	3.7	1.3	1.3	0.7	0.7	0.7	0.	0.	32.0
2.0 M	3.3	0.7	0.3	0.	0.3	0.	0.3	0.	0.	0.	5.0
3.0 M	1.3	0.	0.	0.	0.	0.	0.	0.	0.	0.	1.3
4.0 M	0.	0.	0.	0.	0.	0.	0.	0.	0.	0.	0.
5.0 M	0.	0.	0.	0.	0.	0.	0.	0.	0.	0.	0.
6.0 M	0.	0.	0.	0.	0.	0.	0.	0.	0.	0.	0.
7.0 M	0.	0.	0.	0.	0.	0.	0.	0.	0.	0.	0.

付表－3.10 b　宮古港　波浪階級別継続時間頻度表（春季）

未超過

WAVE DURATION DISTRIBUTION (SPRING , OBS.PERIOD= 3.00 YEARS) MIYAKO

WAVE CLASSES (LESS THAN)	DURATION CLASSES(DAYS) 0.5	1	2	3	4	5	6	7	10	TOTAL
0.5 M	16.7	4.7	4.7	1.3	2.0	2.0	1.3	0.	1.7	0.3	34.7
1.0 M	3.7	0.3	1.0	1.0	0.3	1.7	1.3	0.3	1.3	2.0	13.0
1.5 M	2.0	0.7	0.3	0.7	0.	0.	0.7	0.	1.3	2.7	8.3
2.0 M	1.0	0.3	0.	0.	0.7	0.	0.	0.	0.	3.3	5.3
3.0 M	0.	0.	0.	0.	0.	0.	0.	0.	0.	1.3	1.3
4.0 M	0.	0.	0.	0.	0.	0.	0.	0.	0.	1.0	1.0
5.0 M	0.	0.	0.	0.	0.	0.	0.	0.	0.	1.0	1.0

超過

WAVE DURATION DISTRIBUTION (SPRING , OBS.PERIOD= 3.00 YEARS) MIYAKO

WAVE CLASSES (MORE THAN)	DURATION CLASSES HOURS 6	12	18	DAYS 1	1.5	2	3	4	5	TOTAL
1.0 M	5.0	1.0	1.0	1.3	1.0	1.0	0.7	0.7	0.3	0.	12.0
2.0 M	2.0	1.0	0.7	0.	0.7	0.	0.	0.	0.	0.	4.3
3.0 M	0.	0.3	0.	0.	0.	0.	0.	0.	0.	0.	0.3
4.0 M	0.	0.	0.	0.	0.	0.	0.	0.	0.	0.	0.
5.0 M	0.	0.	0.	0.	0.	0.	0.	0.	0.	0.	0.
6.0 M	0.	0.	0.	0.	0.	0.	0.	0.	0.	0.	0.
7.0 M	0.	0.	0.	0.	0.	0.	0.	0.	0.	0.	0.

付表－3.10 c　宮古港　波浪階級別継続時間頻度表（夏季）

未超過

WAVE DURATION DISTRIBUTION (SUMMER , OBS.PERIOD= 3.03 YEARS) MIYAKO

WAVE CLASSES (LESS THAN)	DURATION CLASSES(DAYS) --- 0.5---	1 ---	2 ---	3 ---	4 ---	5 ---	6 ---	7 ---	10 ---	TOTAL
0.5 M	7.9	2.3	1.3	0.3	1.3	1.0	0.3	0.	2.0	2.6	19.1
1.0 M	1.3	0.3	1.0	0.7	0.3	0.3	0.7	0.	1.0	2.0	7.6
1.5 M	0.7	0.3	0.	0.	0.	0.	0.3	0.	0.7	2.6	4.6
2.0 M	0.3	0.	0.	0.	0.	0.	0.3	0.	0.3	2.3	3.3
3.0 M	0.	0.	0.	0.	0.	0.	0.	0.	0.	1.7	1.7
4.0 M	0.	0.	0.	0.	0.	0.	0.	0.	0.	1.7	1.7
5.0 M	0.	0.	0.	0.	0.	0.	0.	0.	0.	1.7	1.7

超過

WAVE DURATION DISTRIBUTION (SUMMER , OBS.PERIOD= 3.03 YEARS) MIYAKO

WAVE CLASSES (MORE THAN)	DURATION CLASSES HOURS --- 6 ---	12 ---	18 ---	DAYS 1 ---	1.5---	2 ---	3 ---	4 ---	5 ---	TOTAL
1.0 M	2.3	0.7	1.3	0.7	0.3	0.3	0.3	0.	0.	0.	5.9
2.0 M	0.7	0.7	0.3	0.	0.	0.	0.	0.	0.	0.	1.7
3.0 M	0.	0.	0.	0.	0.	0.	0.	0.	0.	0.	0.
4.0 M	0.	0.	0.	0.	0.	0.	0.	0.	0.	0.	0.
5.0 M	0.	0.	0.	0.	0.	0.	0.	0.	0.	0.	0.
6.0 M	0.	0.	0.	0.	0.	0.	0.	0.	0.	0.	0.
7.0 M	0.	0.	0.	0.	0.	0.	0.	0.	0.	0.	0.

付表－3.10 d　宮古港　波浪階級別継続時間頻度表（秋季）

未超過

WAVE DURATION DISTRIBUTION (AUTUMN , OBS.PERIOD= 3.94 YEARS) MIYAKO

WAVE CLASSES (LESS THAN)	DURATION CLASSES(DAYS) --- 0.5---	1 ---	2 ---	3 ---	4 ---	5 ---	6 ---	7 ---	10 ---	TOTAL
0.5 M	16.8	4.8	7.6	5.8	1.8	0.5	0.8	0.3	0.5	0.3	39.1
1.0 M	5.8	1.3	2.3	2.0	0.5	1.0	1.8	0.8	0.5	2.3	18.3
1.5 M	3.8	0.5	0.	0.3	0.5	0.3	0.	0.3	0.3	2.3	8.1
2.0 M	0.3	0.	0.	0.	0.	0.	0.	0.	0.3	2.0	2.5
3.0 M	0.3	0.	0.	0.	0.	0.	0.	0.	0.	1.3	1.5
4.0 M	0.3	0.	0.	0.	0.	0.	0.	0.	0.	1.0	1.3
5.0 M	0.3	0.	0.	0.	0.	0.	0.	0.	0.	1.0	1.3

超過

WAVE DURATION DISTRIBUTION (AUTUMN , OBS.PERIOD= 3.94 YEARS) MIYAKO

WAVE CLASSES (MORE THAN)	DURATION CLASSES HOURS --- 6 ---	12 ---	18 ---	DAYS 1 ---	1.5---	2 ---	3 ---	4 ---	5 ---	TOTAL
1.0 M	10.7	2.5	0.3	1.0	1.0	0.5	1.0	0.	0.	0.3	17.3
2.0 M	1.0	0.	0.3	0.	0.	0.	0.	0.	0.	0.	1.3
3.0 M	0.3	0.	0.	0.	0.	0.	0.	0.	0.	0.	0.3
4.0 M	0.	0.	0.	0.	0.	0.	0.	0.	0.	0.	0.
5.0 M	0.	0.	0.	0.	0.	0.	0.	0.	0.	0.	0.
6.0 M	0.	0.	0.	0.	0.	0.	0.	0.	0.	0.	0.
7.0 M	0.	0.	0.	0.	0.	0.	0.	0.	0.	0.	0.

付表－3.10 e　宮古港　波浪階級別継続時間頻度表（通年）

未超過

WAVE DURATION DISTRIBUTION (YEARS OBS.PERIOD= 3.33 YEARS) HIYAKO

WAVE CLASSES (LESS THAN)	DURATION CLASSES(DAYS) --- 0.5---	1 ---	2 ---	3 ---	4 ---	5 ---	6 ---	7 ---	10 ---	TOTAL
0.5 M	64.6	21.9	22.2	11.1	6.0	2.7	2.7	0.	3.9	3.0	138.1
1.0 M	21.0	3.9	9.3	5.4	3.3	4.8	5.1	2.7	3.0	7.5	66.1
1.5 M	8.1	1.2	0.6	0.9	0.3	0.3	1.5	0.3	1.5	9.3	24.0
2.0 M	3.3	0.3	0.	0.	0.6	0.	0.3	0.	0.3	7.5	12.3
3.0 M	0.3	0.3	0.	0.	0.	0.	0.	0.	0.	2.1	2.7
4.0 M	0.	0.	0.	0.	0.	0.	0.	0.	0.	0.9	0.9
5.0 M	0.	0.	0.	0.	0.	0.	0.	0.	0.	0.9	0.9

超過

WAVE DURATION DISTRIBUTION (YEARS OBS.PERIOD= 3.33 YEARS) HIYAKO

WAVE CLASSES (MORE THAN)	DURATION CLASSES HOURS --- 6	--- 12	--- 18	--- 1 DAYS	--- 1.5---	2 ---	3 ---	4 ---	5 ---	TOTAL
1.0 M	36.0	9.0	5.7	4.2	3.6	2.4	2.7	1.2	0.3	0.3	65.5
2.0 M	6.6	2.1	1.5	0.	0.9	0.	0.3	0.	0.	0.	11.4
3.0 M	1.5	0.3	0.	0.	0.	0.	0.	0.	0.	0.	1.8
4.0 M	0.	0.	0.	0.	0.	0.	0.	0.	0.	0.	0.
5.0 M	0.	0.	0.	0.	0.	0.	0.	0.	0.	0.	0.
6.0 M	0.	0.	0.	0.	0.	0.	0.	0.	0.	0.	0.
7.0 M	0.	0.	0.	0.	0.	0.	0.	0.	0.	0.	0.

付表－3.11 a　釜石港　波浪階級別継続時間頻度表（冬季）

未超過

WAVE DURATION DISTRIBUTION (WINTER OBS.PERIOD= 4.99 YEARS) KAMAISHI

WAVE CLASSES (LESS THAN)	DURATION CLASSES (DAYS) --- 0.5 ---	1 ---	2 ---	3 ---	4 ---	5 ---	6 ---	7 ---	10 ---	TOTAL
0.5 M	26.3	7.4	5.0	2.0	0.8	0.4	0.8	0.4	0.	0.	43.1
1.0 M	12.4	3.8	2.0	0.8	1.4	0.6	0.8	0.8	1.8	2.6	27.1
1.5 M	8.4	1.2	1.0	0.4	0.4	0.8	0.4	0.4	0.4	3.6	17.0
2.0 M	3.2	1.0	0.4	0.2	0.	0.2	0.4	0.4	0.	3.2	9.0
3.0 M	0.8	0.2	0.4	0.4	0.	0.	0.	0.	0.	2.2	4.0
4.0 M	0.8	0.	0.	0.2	0.2	0.	0.	0.	0.	2.0	3.2
5.0 M	0.2	0.	0.	0.	0.2	0.	0.	0.	0.	1.8	2.2

超過

WAVE DURATION DISTRIBUTION (WINTER OBS.PERIOD= 4.99 YEARS) KAMAISHI

WAVE CLASSES (MORE THAN)	DURATION CLASSES HOURS --- 6	12	18	DAYS --- 1	1.5	2	3	4	5	TOTAL
1.0 M	12.2	3.8	1.0	1.4	2.6	1.4	1.4	0.2	0.6	1.0	25.7
2.0 M	4.0	1.6	0.6	0.4	1.0	0.2	0.4	0.	0.	0.	8.2
3.0 M	1.2	0.	0.2	0.2	0.4	0.	0.2	0.	0.	0.	2.2
4.0 M	0.8	0.2	0.2	0.2	0.	0.	0.	0.	0.	0.	1.4
5.0 M	0.2	0.	0.	0.	0.	0.	0.	0.	0.	0.	0.2
6.0 M	0.	0.	0.	0.	0.	0.	0.	0.	0.	0.	0.
7.0 M	0.	0.	0.	0.	0.	0.	0.	0.	0.	0.	0.

付表－3.11 b　釜石港　波浪階級別継続時間頻度表（春季）

未超過

WAVE DURATION DISTRIBUTION (SPRING OBS.PERIOD= 4.34 YEARS) KAMAISHI

WAVE CLASSES (LESS THAN)	DURATION CLASSES (DAYS) --- 0.5 ---	1 ---	2 ---	3 ---	4 ---	5 ---	6 ---	7 ---	10 ---	TOTAL
0.5 M	23.5	3.0	2.1	0.7	2.3	0.2	0.2	0.	0.	0.	32.0
1.0 M	15.9	2.5	1.8	1.6	1.8	1.4	0.9	0.9	1.8	0.9	29.7
1.5 M	11.5	1.2	1.4	1.2	0.7	0.5	1.2	1.4	1.4	2.8	23.0
2.0 M	4.8	0.7	1.2	0.2	0.7	0.2	0.2	0.	1.4	4.6	14.1
3.0 M	1.4	0.	0.5	0.	0.	0.	0.	0.	0.5	3.9	6.2
4.0 M	0.5	0.	0.5	0.	0.	0.	0.	0.	0.5	2.8	4.1
5.0 M	0.	0.	0.5	0.	0.	0.	0.	0.	0.2	2.3	3.0

超過

WAVE DURATION DISTRIBUTION (SPRING OBS.PERIOD= 4.34 YEARS) KAMAISHI

WAVE CLASSES (MORE THAN)	DURATION CLASSES HOURS --- 6	12	18	DAYS --- 1	1.5	2	3	4	5	TOTAL
1.0 M	13.8	3.5	1.6	1.2	0.9	0.7	1.4	2.8	0.9	0.9	27.6
2.0 M	7.4	0.5	1.2	0.2	0.5	0.5	1.6	0.	0.	0.	11.8
3.0 M	1.6	0.2	0.9	0.5	0.5	0.	0.	0.	0.	0.	3.7
4.0 M	0.5	0.9	0.	0.	0.	0.	0.	0.	0.	0.	1.4
5.0 M	0.	0.	0.	0.	0.	0.	0.	0.	0.	0.	0.
6.0 M	0.	0.	0.	0.	0.	0.	0.	0.	0.	0.	0.
7.0 M	0.	0.	0.	0.	0.	0.	0.	0.	0.	0.	0.

付表－3.11 c　釜石港　波浪階級別継続時間頻度表（夏季）

未超過

WAVE DURATION DISTRIBUTION (SUMMER , OBS.PERIOD= 5.76 YEARS) KAMAISHI

WAVE CLASSES (LESS THAN)	DURATION CLASSES(DAYS) 0.5	1	2	3	4	5	6	7	10	TOTAL
0.5 M	27.1	2.8	2.8	0.9	1.2	0.7	0.5	0.	0.2	0.2	36.3
1.0 M	15.5	1.0	2.4	1.0	1.2	0.5	0.3	0.5	1.9	1.9	26.4
1.5 M	7.3	0.3	0.9	0.7	1.0	0.2	0.7	0.3	1.2	2.3	14.9
2.0 M	3.0	0.5	0.	0.3	0.3	0.2	0.2	0.	0.9	2.4	7.8
3.0 M	0.3	0.2	0.	0.2	0.3	0.	0.	0.	0.	2.3	3.3
4.0 M	0.	0.	0.	0.2	0.2	0.	0.	0.	0.	2.1	2.4
5.0 M	0.	0.	0.	0.2	0.2	0.	0.	0.	0.	1.9	2.3

超過

WAVE DURATION DISTRIBUTION (SUMMER , OBS.PERIOD= 5.76 YEARS) KAMAISHI

WAVE CLASSES (MORE THAN)	DURATION CLASSES HOURS 6	12	18	DAYS 1	1.5	2	3	4	5	TOTAL
1.0 M	13.4	3.6	1.7	0.5	1.0	1.4	1.6	0.2	1.2	0.5	25.2
2.0 M	3.6	0.2	0.5	0.5	0.3	0.2	0.2	0.	0.	0.	5.6
3.0 M	0.9	0.	0.2	0.	0.	0.	0.	0.	0.	0.	1.0
4.0 M	0.	0.2	0.	0.	0.	0.	0.	0.	0.	0.	0.2
5.0 M	0.	0.	0.	0.	0.	0.	0.	0.	0.	0.	0.
6.0 M	0.	0.	0.	0.	0.	0.	0.	0.	0.	0.	0.
7.0 M	0.	0.	0.	0.	0.	0.	0.	0.	0.	0.	0.

付表－3.11 d　釜石港　波浪階級別継続時間頻度表（秋季）

未超過

WAVE DURATION DISTRIBUTION (AUTUMN , OBS.PERIOD= 6.47 YEARS) KAMAISHI

WAVE CLASSES (LESS THAN)	DURATION CLASSES(DAYS) 0.5	1	2	3	4	5	6	7	10	TOTAL
0.5 M	27.4	3.6	5.3	1.2	0.9	0.9	0.	0.	0.	0.2	39.4
1.0 M	17.9	1.7	1.4	1.4	0.6	0.9	0.6	0.6	1.9	1.5	28.6
1.5 M	7.1	0.9	1.5	1.2	0.6	0.8	0.6	0.3	0.3	2.8	16.2
2.0 M	4.2	0.6	0.6	0.3	0.6	0.3	0.5	0.3	0.3	2.9	10.7
3.0 M	1.2	0.3	0.3	0.	0.	0.5	0.	0.2	0.3	2.5	5.3
4.0 M	0.3	0.	0.3	0.	0.	0.	0.	0.2	0.2	1.9	2.8
5.0 M	0.	0.	0.3	0.	0.	0.	0.	0.2	0.2	1.7	2.3

超過

WAVE DURATION DISTRIBUTION (AUTUMN , OBS.PERIOD= 6.47 YEARS) KAMAISHI

WAVE CLASSES (MORE THAN)	DURATION CLASSES HOURS 6	12	18	DAYS 1	1.5	2	3	4	5	TOTAL
1.0 M	14.2	3.9	1.9	1.2	1.9	1.2	1.4	0.3	0.5	1.5	28.0
2.0 M	5.4	1.1	0.6	0.2	0.3	0.8	0.3	0.2	0.	0.	8.8
3.0 M	2.3	0.3	0.	0.2	0.	0.2	0.	0.	0.	0.	2.9
4.0 M	0.5	0.	0.	0.	0.	0.	0.	0.	0.	0.	0.5
5.0 M	0.	0.	0.	0.	0.	0.	0.	0.	0.	0.	0.
6.0 M	0.	0.	0.	0.	0.	0.	0.	0.	0.	0.	0.
7.0 M	0.	0.	0.	0.	0.	0.	0.	0.	0.	0.	0.

付表－3.11 e　釜石港　波浪階級別継続時間頻度表（通年）

未超過

WAVE DURATION DISTRIBUTION (YEARS / OBS.PERIOD= 5.48 YEARS) KAMAISHI

WAVE CLASSES (LESS THAN)	DURATION CLASSES(DAYS) --- 0.5---	1 ---	2 ---	3 ---	4 ---	5 ---	6 ---	7 ---	10 ---	TOTAL
0.5 M	102.2	16.1	15.5	4.6	4.9	2.2	1.5	0.4	0.4	148.0
1.0 M	60.2	8.0	7.5	4.4	4.6	3.3	2.4	2.7	6.8	8.9	106.8
1.5 M	32.3	3.1	4.0	3.1	2.4	2.2	2.6	2.2	2.4	10.9	65.1
2.0 M	14.2	2.4	1.5	0.9	1.6	0.7	1.3	0.4	2.0	11.3	36.3
3.0 M	3.5	0.7	0.5	0.2	0.2	0.2	0.	0.	0.5	8.2	14.1
4.0 M	1.3	0.	0.5	0.2	0.2	0.	0.	0.	0.2	5.5	7.8
5.0 M	0.	0.	0.5	0.2	0.2	0.	0.	0.	0.	4.4	5.3

超過

WAVE DURATION DISTRIBUTION (YEARS / OBS.PERIOD= 5.48 YEARS) KAMAISHI

WAVE CLASSES (MORE THAN)	DURATION CLASSES HOURS --- 6	--- 12	--- 18	DAYS --- 1	--- 1.5---	2 ---	3 ---	4 ---	5 ---	TOTAL
1.0 M	52.9	14.4	6.0	4.2	6.0	4.7	5.7	3.1	2.9	3.8	103.8
2.0 M	19.5	3.1	2.6	1.5	2.0	1.6	2.2	0.2	0.	0.	32.7
3.0 M	6.0	0.5	1.1	0.7	0.7	0.2	0.2	0.	0.	0.	9.5
4.0 M	1.6	1.1	0.2	0.2	0.	0.	0.	0.	0.	0.	3.1
5.0 M	0.2	0.	0.	0.	0.	0.	0.	0.	0.	0.	0.2
6.0 M	0.	0.	0.	0.	0.	0.	0.	0.	0.	0.	0.
7.0 M	0.	0.	0.	0.	0.	0.	0.	0.	0.	0.	0.

付表－3.12 a　仙台新港　波浪階級別継続時間頻度表（冬季）

未超過

WAVE DURATION DISTRIBUTION (WINTER OBS.PERIOD= 5.14 YEARS) SENDAISHINKO

WAVE CLASSES (LESS THAN)	DURATION CLASSES (DAYS) 0.5	1	2	3	4	5	6	7	10	TOTAL
0.5 M	24.9	4.5	7.0	2.9	1.2	1.0	0.8	0.2	0.6	0.4	43.4
1.0 M	9.7	1.8	2.3	1.6	1.0	1.2	0.6	0.6	1.2	3.1	23.0
1.5 M	2.1	0.2	0.6	1.0	0.2	0.6	0.	0.	1.0	2.9	8.6
2.0 M	1.2	0.2	0.2	0.6	0.2	0.2	0.4	0.	0.2	2.3	5.4
3.0 M	0.2	0.	0.2	0.2	0.2	0.2	0.	0.	0.2	1.6	2.7
4.0 M	0.2	0.	0.2	0.	0.2	0.2	0.	0.	0.2	1.6	2.5
5.0 M	0.2	0.	0.	0.2	0.2	0.2	0.	0.	0.	1.6	2.3

超過

WAVE DURATION DISTRIBUTION (WINTER OBS.PERIOD= 5.14 YEARS) SENDAISHINKO

WAVE CLASSES (MORE THAN)	DURATION CLASSES HOURS 6	12	18	DAYS 1	1.5	2	3	4	5	TOTAL
1.0 M	12.5	2.9	1.6	1.0	1.2	1.0	1.0	0.4	0.	0.	21.4
2.0 M	1.8	0.6	0.4	0.	0.2	0.4	0.	0.	0.	0.	3.3
3.0 M	0.2	0.	0.2	0.4	0.	0.	0.	0.	0.	0.	0.8
4.0 M	0.	0.4	0.	0.	0.	0.	0.	0.	0.	0.	0.4
5.0 M	0.2	0.	0.	0.	0.	0.	0.	0.	0.	0.	0.2
6.0 M	0.	0.	0.	0.	0.	0.	0.	0.	0.	0.	0.
7.0 M	0.	0.	0.	0.	0.	0.	0.	0.	0.	0.	0.

付表－3.12 b　仙台新港　波浪階級別継続時間頻度表（春季）

未超過

WAVE DURATION DISTRIBUTION (SPRING OBS.PERIOD= 5.28 YEARS) SENDAISHINKO

WAVE CLASSES (LESS THAN)	DURATION CLASSES (DAYS) 0.5	1	2	3	4	5	6	7	10	TOTAL
0.5 M	26.1	6.1	2.5	0.8	0.9	0.2	0.	0.	0.	0.	36.6
1.0 M	16.5	4.0	6.1	3.6	2.7	1.7	0.9	0.6	1.1	0.6	37.7
1.5 M	9.5	1.5	0.9	1.3	1.3	0.8	1.1	0.9	1.5	2.8	21.8
2.0 M	3.8	0.8	0.2	0.4	0.	0.4	0.4	0.2	1.5	4.2	11.7
3.0 M	0.	0.4	0.	0.2	0.	0.	0.2	0.	0.4	2.5	3.6
4.0 M	0.	0.4	0.	0.2	0.	0.	0.	0.	0.	1.9	2.5
5.0 M	0.	0.4	0.	0.2	0.	0.	0.	0.	0.	1.7	2.3

超過

WAVE DURATION DISTRIBUTION (SPRING OBS.PERIOD= 5.28 YEARS) SENDAISHINKO

WAVE CLASSES (MORE THAN)	DURATION CLASSES HOURS 6	12	18	DAYS 1	1.5	2	3	4	5	TOTAL
1.0 M	18.0	6.1	2.8	1.1	3.4	1.5	2.7	0.8	0.8	0.	37.1
2.0 M	6.3	1.3	0.9	0.	0.8	0.4	0.	0.	0.	0.	9.7
3.0 M	0.8	0.	0.4	0.2	0.	0.	0.	0.	0.	0.	1.3
4.0 M	0.	0.	0.2	0.	0.	0.	0.	0.	0.	0.	0.2
5.0 M	0.	0.	0.	0.	0.	0.	0.	0.	0.	0.	0.
6.0 M	0.	0.	0.	0.	0.	0.	0.	0.	0.	0.	0.
7.0 M	0.	0.	0.	0.	0.	0.	0.	0.	0.	0.	0.

付表－3.12 c　仙台新港　波浪階級別継続時間頻度表（夏季）

未超過

WAVE DURATION DISTRIBUTION (SUMMER OBS.PERIOD= 5.84 YEARS) SENDAISHINKO

WAVE CLASSES (LESS THAN)	DURATION CLASSES(DAYS) --- 0.5---	1 ---	2 ---	3 ---	4 ---	5 ---	6 ---	7 ---	10 ---	TOTAL
0.5 M	21.2	3.1	1.9	0.2	0.	0.	0.	0.	0.	0.	26.4
1.0 M	18.0	3.1	3.4	2.2	1.5	0.9	1.2	0.3	1.5	1.5	33.7
1.5 M	3.8	0.9	0.9	0.3	0.5	0.2	0.2	0.9	0.7	2.9	11.1
2.0 M	1.9	0.	0.5	0.	0.	0.	0.2	0.	0.3	2.4	5.3
3.0 M	0.	0.	0.	0.	0.	0.	0.	0.	0.	1.5	1.5
4.0 M	0.	0.	0.	0.	0.	0.	0.	0.	0.	1.4	1.4
5.0 M	0.	0.	0.	0.	0.	0.	0.	0.	0.	1.2	1.2

超過

WAVE DURATION DISTRIBUTION (SUMMER OBS.PERIOD= 5.84 YEARS) SENDAISHINKO

WAVE CLASSES (MORE THAN)	DURATION CLASSES HOURS --- 6	--- 12	--- 18	---	DAYS 1 ---	1.5---	2 ---	3 ---	4 ---	5 ---	TOTAL
1.0 M	19.3	5.0	1.4	2.6	1.4	0.9	1.0	1.0	0.7	0.2	33.4
2.0 M	2.9	1.0	0.3	0.	0.3	0.	0.	0.	0.	0.	4.6
3.0 M	0.2	0.2	0.	0.	0.	0.	0.	0.	0.	0.	0.3
4.0 M	0.2	0.	0.	0.	0.	0.	0.	0.	0.	0.	0.2
5.0 M	0.	0.	0.	0.	0.	0.	0.	0.	0.	0.	0.
6.0 M	0.	0.	0.	0.	0.	0.	0.	0.	0.	0.	0.
7.0 M	0.	0.	0.	0.	0.	0.	0.	0.	0.	0.	0.

付表－3.12 d　仙台新港　波浪階級別継続時間頻度表（秋季）

未超過

WAVE DURATION DISTRIBUTION (AUTUMN OBS.PERIOD= 4.47 YEARS) SENDAISHINKO

WAVE CLASSES (LESS THAN)	DURATION CLASSES(DAYS) --- 0.5---	1 ---	2 ---	3 ---	4 ---	5 ---	6 ---	7 ---	10 ---	TOTAL
0.5 M	20.4	2.9	5.1	1.8	0.9	0.4	0.	0.	0.	0.	31.5
1.0 M	14.1	2.9	3.4	1.6	2.9	1.3	1.1	1.3	1.1	0.9	30.6
1.5 M	10.3	0.9	2.2	1.6	0.9	0.9	0.9	0.2	1.1	2.9	21.9
2.0 M	2.7	0.	0.4	1.6	0.	0.9	0.	0.	0.9	3.4	9.8
3.0 M	1.1	0.	0.2	0.2	0.	0.4	0.2	0.	0.4	2.9	5.6
4.0 M	0.7	0.	0.2	0.2	0.	0.4	0.	0.	0.4	2.2	4.3
5.0 M	0.4	0.	0.2	0.	0.	0.4	0.	0.	0.4	2.2	3.8

超過

WAVE DURATION DISTRIBUTION (AUTUMN OBS.PERIOD= 4.47 YEARS) SENDAISHINKO

WAVE CLASSES (MORE THAN)	DURATION CLASSES HOURS --- 6	--- 12	--- 18	---	DAYS 1 ---	1.5---	2 ---	3 ---	4 ---	5 ---	TOTAL
1.0 M	15.0	3.4	2.9	1.8	2.2	0.4	1.1	1.6	0.	1.3	29.8
2.0 M	3.6	0.7	0.7	0.2	0.4	1.1	0.	0.	0.	0.	6.7
3.0 M	1.8	0.4	0.	0.	0.2	0.	0.	0.	0.	0.	2.5
4.0 M	0.7	0.2	0.	0.	0.	0.	0.	0.	0.	0.	0.9
5.0 M	0.2	0.	0.	0.	0.	0.	0.	0.	0.	0.	0.2
6.0 M	0.	0.	0.	0.	0.	0.	0.	0.	0.	0.	0.
7.0 M	0.	0.	0.	0.	0.	0.	0.	0.	0.	0.	0.

付表－3.12 e　仙台新港　波浪階級別継続時間頻度表（通年）

未超過

WAVE DURATION DISTRIBUTION (YEARS / OBS.PERIOD= 5.27 YEARS)　SENDAISHINKO

WAVE CLASSES (LESS THAN)	DURATION CLASSES(DAYS) 0.5	1	2	3	4	5	6	7	10	TOTAL
0.5 M	89.9	16.1	15.6	5.3	3.0	1.5	0.8	0.2	0.6	0.4	133.4
1.0 M	57.3	11.0	13.7	8.9	6.6	4.9	3.8	2.8	4.7	6.6	120.5
1.5 M	24.3	2.8	4.0	2.8	2.8	1.9	1.9	1.5	3.6	11.4	57.1
2.0 M	9.1	0.8	1.3	1.7	0.	0.9	0.8	0.	1.9	10.8	27.3
3.0 M	0.9	0.2	0.4	0.4	0.	0.4	0.4	0.	0.2	5.7	8.5
4.0 M	0.6	0.2	0.4	0.2	0.2	0.2	0.	0.	0.	4.0	5.7
5.0 M	0.4	0.2	0.2	0.2	0.2	0.2	0.	0.	0.	3.4	4.7

超過

WAVE DURATION DISTRIBUTION (YEARS / OBS.PERIOD= 5.27 YEARS)　SENDAISHINKO

WAVE CLASSES (MORE THAN)	DURATION CLASSES HOURS 6	12	18	DAYS 1	1.5	2	3	4	5	TOTAL
1.0 M	63.6	17.1	8.5	6.1	7.8	3.8	5.7	3.8	1.3	1.3	119.0
2.0 M	14.2	3.2	2.1	0.2	1.9	1.7	0.	0.	0.	0.	23.3
3.0 M	2.7	0.6	0.6	0.6	0.2	0.	0.	0.	0.	0.	4.6
4.0 M	0.8	0.6	0.2	0.	0.	0.	0.	0.	0.	0.	1.5
5.0 M	0.4	0.	0.	0.	0.	0.	0.	0.	0.	0.	0.4
6.0 M	0.	0.	0.	0.	0.	0.	0.	0.	0.	0.	0.
7.0 M	0.	0.	0.	0.	0.	0.	0.	0.	0.	0.	0.

付表－3.13 a　小名浜港　波浪階級別継続時間頻度表（冬季）

未超過

WAVE DURATION DISTRIBUTION (WINTER , OBS.PERIOD= 2.76 YEARS) ONAHAMA

WAVE CLASSES (LESS THAN)	DURATION CLASSES(DAYS) --- 0.5---	1 ---	2 ---	3 ---	4 ---	5 ---	6 ---	7 ---	10 ---	TOTAL
0.5 M	24.6	4.3	1.4	1.1	0.	0.	0.	0.	0.	31.5
1.0 M	21.7	4.0	2.9	3.6	2.5	0.7	1.1	0.4	2.2	0.4	39.5
1.5 M	10.1	2.2	1.8	1.4	1.1	0.7	1.1	0.	1.8	3.6	23.9
2.0 M	4.0	0.	1.1	0.7	0.	1.4	0.4	0.	2.2	3.3	13.0
3.0 M	0.7	0.	0.	0.4	0.	0.	1.1	0.	0.4	3.3	5.8
4.0 M	1.8	0.	0.	0.	0.	0.	0.7	0.	0.4	2.9	5.8
5.0 M	1.1	0.	0.	0.	0.	0.	0.4	0.	0.4	2.9	4.7

超過

WAVE DURATION DISTRIBUTION (WINTER , OBS.PERIOD= 2.76 YEARS) ONAHAMA

WAVE CLASSES (MORE THAN)	DURATION CLASSES HOURS --- 6	--- 12	--- 18	--- 1	DAYS --- 1.5---	2 ---	3 ---	4 ---	5 ---	TOTAL
1.0 M	19.9	4.7	4.0	1.4	2.2	1.1	2.5	0.	1.4	1.8	39.1
2.0 M	5.1	1.8	1.1	0.7	0.4	0.7	0.4	0.	0.	0.	10.1
3.0 M	0.7	0.4	0.	0.	0.4	0.4	0.	0.	0.	0.	1.8
4.0 M	1.4	0.	0.4	0.	0.	0.	0.	0.	0.	0.	1.8
5.0 M	0.7	0.	0.	0.	0.	0.	0.	0.	0.	0.	0.7
6.0 M	0.	0.	0.	0.	0.	0.	0.	0.	0.	0.	0.
7.0 M	0.	0.	0.	0.	0.	0.	0.	0.	0.	0.	0.

付表－3.13 b　小名浜港　波浪階級別継続時間頻度表（春季）

未超過

WAVE DURATION DISTRIBUTION (SPRING , OBS.PERIOD= 4.42 YEARS) ONAHAMA

WAVE CLASSES (LESS THAN)	DURATION CLASSES(DAYS) --- 0.5---	1 ---	2 ---	3 ---	4 ---	5 ---	6 ---	7 ---	10 ---	TOTAL
0.5 M	4.3	0.7	0.2	0.	0.	0.	0.	0.	0.	0.	5.2
1.0 M	22.2	4.8	4.8	2.3	2.9	0.2	0.7	0.	0.2	0.	38.0
1.5 M	16.5	2.0	4.5	3.2	1.8	2.5	1.4	0.7	1.1	0.9	34.6
2.0 M	9.5	1.1	1.4	2.5	1.4	1.1	0.7	1.4	2.3	2.0	23.3
3.0 M	0.2	0.5	0.	0.5	0.2	0.2	0.	0.	0.9	2.9	5.4
4.0 M	0.	0.2	0.	0.	0.	0.	0.	0.	0.	1.8	2.0
5.0 M	0.2	0.2	0.	0.	0.	0.	0.	0.	0.	1.6	2.0

超過

WAVE DURATION DISTRIBUTION (SPRING , OBS.PERIOD= 4.42 YEARS) ONAHAMA

WAVE CLASSES (MORE THAN)	DURATION CLASSES HOURS --- 6	--- 12	--- 18	--- 1	DAYS --- 1.5---	2 ---	3 ---	4 ---	5 ---	TOTAL
1.0 M	16.5	4.1	2.5	0.5	2.3	1.8	3.8	1.8	1.6	2.5	37.3
2.0 M	13.3	2.5	0.5	2.7	1.8	0.2	0.7	0.	0.	0.	21.7
3.0 M	2.7	0.7	0.2	0.2	0.	0.	0.	0.	0.	0.	3.8
4.0 M	0.	0.5	0.	0.	0.	0.	0.	0.	0.	0.	0.5
5.0 M	0.5	0.	0.	0.	0.	0.	0.	0.	0.	0.	0.5
6.0 M	0.	0.	0.	0.	0.	0.	0.	0.	0.	0.	0.
7.0 M	0.	0.	0.	0.	0.	0.	0.	0.	0.	0.	0.

付表－3.13 c　小名浜港　波浪階級別継続時間頻度表（夏季）

未超過

WAVE DURATION DISTRIBUTION (SUMMER OBS.PERIOD= 4.03 YEARS) ONAHAMA

WAVE CLASSES (LESS THAN)	DURATION CLASSES(DAYS) --- 0.5---	1 ---	2 ---	3 ---	4 ---	5 ---	6 ---	7 ---	10 ---	TOTAL
0.5 M	4.0	0.	0.	0.	0.	0.	0.	0.	0.	4.0
1.0 M	28.5	6.0	5.2	2.0	2.0	0.7	0.5	0.	0.7	0.2	45.9
1.5 M	14.6	1.5	1.2	0.7	0.2	1.7	0.5	1.0	1.7	2.5	25.8
2.0 M	2.2	0.	0.	0.2	0.2	0.	0.	0.5	0.2	3.0	6.5
3.0 M	0.5	0.	0.2	0.	0.	0.	0.	0.	0.	2.7	3.5
4.0 M	0.2	0.	0.	0.	0.	0.	0.	0.	0.	2.0	2.2
5.0 M	0.2	0.	0.	0.	0.	0.	0.	0.	0.	1.7	2.0

超過

WAVE DURATION DISTRIBUTION (SUMMER OBS.PERIOD= 4.03 YEARS) ONAHAMA

WAVE CLASSES (MORE THAN)	DURATION CLASSES HOURS --- 6	--- 12	--- 18	---	DAYS 1 --- 1.5---	2 ---	3 ---	4 ---	5 ---	TOTAL
1.0 M	26.3	5.2	2.5	2.2	0.7	2.0	2.5	0.5	1.2	2.5	45.7
2.0 M	2.2	0.7	0.5	0.5	0.5	0.2	0.	0.	0.2	0.	5.0
3.0 M	1.2	0.2	0.	0.2	0.2	0.	0.	0.	0.	0.	2.0
4.0 M	0.2	0.2	0.	0.	0.	0.	0.	0.	0.	0.	0.5
5.0 M	0.2	0.	0.	0.	0.	0.	0.	0.	0.	0.	0.2
6.0 M	0.	0.	0.	0.	0.	0.	0.	0.	0.	0.	0.
7.0 M	0.	0.	0.	0.	0.	0.	0.	0.	0.	0.	0.

付表－3.13 d　小名浜港　波浪階級別継続時間頻度表（秋季）

未超過

WAVE DURATION DISTRIBUTION (AUTUMN OBS.PERIOD= 3.02 YEARS) ONAHAMA

WAVE CLASSES (LESS THAN)	DURATION CLASSES(DAYS) --- 0.5---	1 ---	2 ---	3 ---	4 ---	5 ---	6 ---	7 ---	10 ---	TOTAL
0.5 M	7.6	1.3	1.7	0.	0.	0.	0.	0.	0.	0.	10.6
1.0 M	28.8	5.3	4.3	3.6	1.3	2.6	0.7	0.	0.3	0.	47.0
1.5 M	11.6	0.7	1.7	1.7	2.6	2.0	1.7	1.0	2.3	0.7	25.8
2.0 M	7.3	0.3	1.0	0.3	0.	0.7	0.3	0.7	1.3	3.3	15.2
3.0 M	1.3	0.	0.	0.	0.	0.	0.3	0.	0.	2.6	4.3
4.0 M	0.	0.	0.	0.	0.	0.	0.	0.	0.	2.6	2.6
5.0 M	0.	0.	0.	0.	0.	0.	0.	0.	0.	1.7	1.7

超過

WAVE DURATION DISTRIBUTION (AUTUMN OBS.PERIOD= 3.02 YEARS) ONAHAMA

WAVE CLASSES (MORE THAN)	DURATION CLASSES HOURS --- 6	--- 12	--- 18	---	DAYS 1 --- 1.5---	2 ---	3 ---	4 ---	5 ---	TOTAL
1.0 M	22.8	5.0	5.0	2.0	3.3	2.6	2.6	1.3	1.0	1.3	47.0
2.0 M	9.9	1.0	1.0	0.3	0.7	1.0	0.3	0.	0.	0.	14.2
3.0 M	1.7	0.3	0.7	0.3	0.	0.	0.	0.	0.	0.	3.0
4.0 M	1.0	0.3	0.	0.	0.	0.	0.	0.	0.	0.	1.3
5.0 M	0.3	0.	0.	0.	0.	0.	0.	0.	0.	0.	0.3
6.0 M	0.	0.	0.	0.	0.	0.	0.	0.	0.	0.	0.
7.0 M	0.	0.	0.	0.	0.	0.	0.	0.	0.	0.	0.

付表－3.13 e　小名浜港　波浪階級別継続時間頻度表（通年）

未超過

WAVE DURATION DISTRIBUTION (YEARS . OBS.PERIOD= 3.65 YEARS) ONAHAMA

WAVE CLASSES (LESS THAN)	DURATION CLASSES(DAYS) --- 0.5---	1 ---	2 ---	3 ---	4 ---	5 ---	6 ---	7 ---	10 ---	TOTAL
0.5 M	34.5	5.2	2.7	0.8	0.	0.	0.	0.	0.	43.3
1.0 M	96.4	19.5	17.0	10.7	7.9	3.6	3.3	0.3	3.3	0.5	162.5
1.5 M	51.8	6.0	7.9	7.4	5.5	6.0	4.4	2.7	5.8	8.2	105.8
2.0 M	22.5	1.4	2.5	3.3	1.9	2.7	1.1	3.0	4.7	10.7	53.7
3.0 M	1.9	0.5	0.3	0.3	0.3	0.3	0.8	0.	0.5	9.0	14.0
4.0 M	1.1	0.3	0.	0.	0.	0.	0.3	0.	0.	5.5	7.1
5.0 M	0.8	0.3	0.	0.	0.	0.	0.	0.	0.	4.1	5.2

超過

WAVE DURATION DISTRIBUTION (YEARS OBS.PERIOD= 3.65 YEARS) ONAHAMA

WAVE CLASSES (MORE THAN)	DURATION CLASSES HOURS --- 6 ---	12 ---	18 ---	DAYS 1 ---	1.5---	2 ---	3 ---	4 ---	5 ---	TOTAL
1.0 M	82.7	18.1	12.9	5.8	7.7	7.4	11.0	4.1	4.9	8.5	163.0
2.0 M	30.4	5.8	3.0	4.7	3.6	1.9	1.4	0.	0.3	0.	51.0
3.0 M	6.6	1.6	0.8	0.8	0.5	0.3	0.	0.	0.	0.	10.7
4.0 M	2.2	1.1	0.3	0.	0.	0.	0.	0.	0.	0.	3.6
5.0 M	1.6	0.	0.	0.	0.	0.	0.	0.	0.	0.	1.6
6.0 M	0.	0.	0.	0.	0.	0.	0.	0.	0.	0.	0.
7.0 M	0.	0.	0.	0.	0.	0.	0.	0.	0.	0.	0.

付表－3.14 a　阿字ケ浦　波浪階級別継続時間頻度表（冬季）

未超過

WAVE DURATION DISTRIBUTION (WINTER , OBS.PERIOD= 4.65 YEARS) AJIGAURA

WAVE CLASSES (LESS THAN)	DURATION CLASSES (DAYS) 0.5	1	2	3	4	5	6	7	10	TOTAL
0.5 M	13.5	2.8	0.4	0.4	0.	0.	0.	0.	0.	17.2
1.0 M	20.6	5.6	7.3	3.2	1.5	1.1	0.2	0.2	0.9	0.2	40.9
1.5 M	19.4	2.4	4.3	1.5	0.4	0.6	0.4	0.6	2.4	1.7	33.8
2.0 M	8.0	1.1	1.1	1.3	0.6	0.9	0.6	0.4	0.6	3.2	17.8
3.0 M	0.9	0.	0.	0.	0.	0.2	0.2	0.	0.4	2.4	4.1
4.0 M	0.6	0.	0.	0.	0.	0.	0.2	0.	0.2	1.7	2.8
5.0 M	0.2	0.	0.	0.	0.	0.	0.2	0.	0.	1.5	1.9

超過

WAVE DURATION DISTRIBUTION (WINTER , OBS.PERIOD= 4.65 YEARS) AJIGAURA

WAVE CLASSES (MORE THAN)	DURATION CLASSES HOURS 6	12	18	DAYS 1	1.5	2	3	4	5	TOTAL
1.0 M	20.9	5.6	2.4	1.7	2.4	1.5	1.7	1.1	1.1	2.6	40.9
2.0 M	10.5	2.4	0.9	1.3	1.3	0.	0.2	0.4	0.	0.	17.0
3.0 M	1.3	0.4	0.2	0.	0.2	0.2	0.	0.	0.	0.	2.4
4.0 M	0.4	0.2	0.2	0.2	0.	0.	0.	0.	0.	0.	1.1
5.0 M	0.	0.2	0.	0.	0.	0.	0.	0.	0.	0.	0.2
6.0 M	0.	0.	0.	0.	0.	0.	0.	0.	0.	0.	0.
7.0 M	0.	0.	0.	0.	0.	0.	0.	0.	0.	0.	0.

付表－3.14 b　阿字ケ浦　波浪階級別継続時間頻度表（春季）

未超過

WAVE DURATION DISTRIBUTION (SPRING , OBS.PERIOD= 4.69 YEARS) AJIGAURA

WAVE CLASSES (LESS THAN)	DURATION CLASSES (DAYS) 0.5	1	2	3	4	5	6	7	10	TOTAL
0.5 M	4.7	0.2	0.4	0.	0.	0.	0.	0.	0.	0.	5.3
1.0 M	27.5	5.3	4.5	2.6	2.1	0.2	0.2	0.2	0.4	0.	43.1
1.5 M	18.1	3.8	3.4	3.8	2.1	2.1	0.6	0.6	1.5	0.6	36.9
2.0 M	11.1	1.3	1.5	2.1	1.3	1.5	0.6	1.5	2.6	1.9	25.4
3.0 M	1.1	0.	0.2	0.2	0.2	0.4	0.	0.2	1.1	2.6	6.0
4.0 M	0.	0.	0.	0.2	0.	0.	0.	0.	0.2	2.1	2.6
5.0 M	0.	0.	0.	0.2	0.	0.	0.	0.	0.2	1.7	2.1

超過

WAVE DURATION DISTRIBUTION (SPRING , OBS.PERIOD= 4.69 YEARS) AJIGAURA

WAVE CLASSES (MORE THAN)	DURATION CLASSES HOURS 6	12	18	DAYS 1	1.5	2	3	4	5	TOTAL
1.0 M	17.9	6.6	3.4	1.5	1.5	1.9	2.8	1.9	1.7	2.1	41.4
2.0 M	13.9	3.8	1.3	1.5	0.6	1.1	0.4	0.4	0.	0.	23.0
3.0 M	3.0	0.9	0.	0.	0.	0.	0.	0.	0.	0.	3.8
4.0 M	0.4	0.	0.	0.	0.	0.	0.	0.	0.	0.	0.4
5.0 M	0.	0.	0.	0.	0.	0.	0.	0.	0.	0.	0.
6.0 M	0.	0.	0.	0.	0.	0.	0.	0.	0.	0.	0.
7.0 M	0.	0.	0.	0.	0.	0.	0.	0.	0.	0.	0.

付表－3.14 c　阿字ケ浦　波浪階級別継続時間頻度表（夏季）

未超過

WAVE DURATION DISTRIBUTION (SUMMER , OBS.PERIOD= 4.88 YEARS) AJIGAURA

WAVE CLASSES (LESS THAN)	DURATION CLASSES(DAYS) --- 0.5---	1 ---	2 ---	3 ---	4 ---	5 ---	6 ---	7 ---	10 ---	TOTAL
0.5 M	5.9	0.2	0.6	0.	0.	0.	0.	0.	0.	6.8
1.0 M	28.9	3.7	4.5	1.2	1.2	1.2	0.4	0.	0.6	1.0	42.8
1.5 M	15.6	1.4	1.6	1.4	1.0	0.4	0.2	0.6	2.7	1.8	26.8
2.0 M	4.5	1.2	1.2	0.4	0.2	0.4	0.4	0.2	0.6	2.9	12.1
3.0 M	0.4	0.2	0.	0.2	0.	0.	0.	0.	0.2	2.3	3.3
4.0 M	0.	0.	0.	0.	0.	0.	0.	0.	0.2	1.8	2.0
5.0 M	0.	0.	0.	0.	0.	0.	0.	0.	0.2	1.6	1.8

超過

WAVE DURATION DISTRIBUTION (SUMMER , OBS.PERIOD= 4.88 YEARS) AJIGAURA

WAVE CLASSES (MORE THAN)	DURATION CLASSES HOURS --- 6 ---	12 ---	18 ---	DAYS 1 ---	1.5---	2 ---	3 ---	4 ---	5 ---	TOTAL
1.0 M	26.8	3.7	2.5	0.8	1.2	1.4	1.4	1.6	1.8	2.0	43.4
2.0 M	7.0	2.0	0.4	0.6	0.6	0.2	0.	0.	0.	0.	10.9
3.0 M	1.0	0.6	0.	0.	0.	0.	0.	0.	0.	0.	1.6
4.0 M	0.2	0.2	0.	0.	0.	0.	0.	0.	0.	0.	0.4
5.0 M	0.2	0.	0.	0.	0.	0.	0.	0.	0.	0.	0.2
6.0 M	0.	0.	0.	0.	0.	0.	0.	0.	0.	0.	0.
7.0 M	0.	0.	0.	0.	0.	0.	0.	0.	0.	0.	0.

付表－3.14 d　阿字ケ浦　波浪階級別継続時間頻度表（秋季）

未超過

WAVE DURATION DISTRIBUTION (AUTUMN , OBS.PERIOD= 4.65 YEARS) AJIGAURA

WAVE CLASSES (LESS THAN)	DURATION CLASSES(DAYS) --- 0.5---	1 ---	2 ---	3 ---	4 ---	5 ---	6 ---	7 ---	10 ---	TOTAL
0.5 M	8.0	1.7	0.2	0.	0.	0.	0.	0.	0.	0.	9.9
1.0 M	20.0	3.4	5.2	2.4	2.4	1.1	0.2	0.	0.2	0.4	35.3
1.5 M	10.3	1.5	3.0	1.1	2.4	1.3	1.9	1.3	0.6	1.3	24.7
2.0 M	5.6	0.2	0.9	0.2	0.6	0.2	0.6	0.2	1.1	3.2	12.9
3.0 M	2.2	0.	0.4	0.2	0.4	0.2	0.	0.4	0.6	2.4	6.9
4.0 M	0.4	0.	0.	0.	0.	0.2	0.	0.2	0.2	2.6	3.7
5.0 M	0.2	0.	0.	0.	0.	0.2	0.	0.2	0.	1.5	2.2

超過

WAVE DURATION DISTRIBUTION (AUTUMN , OBS.PERIOD= 4.65 YEARS) AJIGAURA

WAVE CLASSES (MORE THAN)	DURATION CLASSES HOURS --- 6 ---	12 ---	18 ---	DAYS 1 ---	1.5---	2 ---	3 ---	4 ---	5 ---	TOTAL
1.0 M	15.3	4.1	2.2	2.4	1.7	1.9	1.5	1.1	2.2	2.2	34.4
2.0 M	4.7	1.7	1.3	1.3	0.9	0.4	0.2	0.4	0.6	0.2	11.8
3.0 M	3.4	0.4	0.2	0.6	0.4	0.	0.4	0.	0.	0.	5.6
4.0 M	1.5	0.2	0.2	0.	0.2	0.	0.	0.	0.	0.	2.2
5.0 M	0.6	0.	0.	0.	0.	0.	0.	0.	0.	0.	0.6
6.0 M	0.	0.	0.	0.	0.	0.	0.	0.	0.	0.	0.
7.0 M	0.	0.	0.	0.	0.	0.	0.	0.	0.	0.	0.

付表－3.14 e　阿字ケ浦　波浪階級別継続時間頻度表（通年）

未超過

WAVE DURATION DISTRIBUTION (YEARS OBS.PERIOD= 4.80 YEARS) AJIGAURA

WAVE CLASSES (LESS THAN)	DURATION CLASSES (DAYS) --- 0.5---	1 ---	2 ---	3 ---	4 ---	5 ---	6 ---	7 ---	10 ---	TOTAL
0.5 M	31.3	4.8	1.7	0.4	0.	0.	0.	0.	0.	38.1
1.0 M	94.6	17.5	20.6	9.2	6.7	2.7	1.3	0.6	2.5	1:7	157.3
1.5 M	61.3	8.3	11.3	7.7	5.4	4.4	2.7	2.7	6.5	6.5	116.7
2.0 M	28.3	3.3	4.2	3.1	2.1	2.9	1.9	1.7	3.5	12.1	63.1
3.0 M	4.0	0.2	0.6	0.4	0.4	0.6	0.	0.4	0.8	7.9	15.4
4.0 M	0.8	0.	0.	0.	0.	0.	0.	0.	0.2	5.4	6.5
5.0 M	0.2	0.	0.	0.	0.	0.	0.	0.	0.	3.3	3.5

超過

WAVE DURATION DISTRIBUTION (YEARS OBS.PERIOD= 4.80 YEARS) AJIGAURA

WAVE CLASSES (MORE THAN)	DURATION CLASSES HOURS ---	6 ---	12 ---	18 ---	DAYS 1 ---	1.5---	2 ---	3 ---	4 ---	5 ---	TOTAL
1.0 M	79.4	19.8	10.2	5.4	6.5	6.5	7.5	5.2	6.7	8.8	155.8
2.0 M	35.2	9.6	3.5	4.4	3.3	1.7	1.0	1.3	0.6	0.2	60.8
3.0 M	8.5	2.3	0.4	0.6	0.6	0.2	0.4	0.	0.	0.	13.1
4.0 M	2.5	0.6	0.4	0.2	0.2	0.	0.	0.	0.	0.	4.0
5.0 M	0.8	0.2	0.	0.	0.	0.	0.	0.	0.	0.	1.0
6.0 M	0.	0.	0.	0.	0.	0.	0.	0.	0.	0.	0.
7.0 M	0.	0.	0.	0.	0.	0.	0.	0.	0.	0.	0.

付表－3.15 a　鹿島港　波浪階級別継続時間頻度表（冬季）

未超過

WAVE DURATION DISTRIBUTION (WINTER OBS.PERIOD= 8.15 YEARS) KASHIMA

WAVE CLASSES (LESS THAN)	DURATION CLASSES(DAYS) --- 0.5---	1 ---	2 ---	3 ---	4 ---	5 ---	6 ---	7 ---	10 ---	TOTAL
0.5 M	6.7	0.5	0.2	0.	0.	0.	0.	0.	0.	7.5
1.0 M	22.9	7.2	4.3	2.1	0.9	0.7	0.	0.	0.	38.2
1.5 M	22.5	6.4	5.9	3.3	2.1	1.2	0.6	1.0	0.7	0.2	43.9
2.0 M	15.7	2.6	4.0	2.1	1.6	1.1	0.9	1.0	1.1	1.5	31.5
3.0 M	4.9	0.5	1.0	0.4	0.7	0.2	0.5	0.2	0.7	2.9	12.1
4.0 M	1.1	0.	0.4	0.5	0.1	0.	0.1	0.	0.1	2.3	4.7
5.0 M	0.4	0.	0.	0.4	0.2	0.	0.	0.	0.2	1.7	2.9

超過

WAVE DURATION DISTRIBUTION (WINTER OBS.PERIOD= 8.15 YEARS) KASHIMA

WAVE CLASSES (MORE THAN)	DURATION CLASSES HOURS --- 6	--- 12	--- 18	--- 1	DAYS --- 1.5---	2 ---	3 ---	4 ---	5 ---	TOTAL
1.0 M	16.8	5.0	2.7	3.6	2.1	1.2	2.2	2.1	0.7	4.2	40.6
2.0 M	17.4	4.7	2.5	1.2	2.1	1.1	1.2	0.5	0.	0.2	30.9
3.0 M	7.4	1.2	0.7	0.4	0.2	0.1	0.2	0.	0.	0.	10.3
4.0 M	1.8	0.2	0.	0.	0.4	0.	0.	0.	0.	0.	2.5
5.0 M	0.4	0.	0.	0.2	0.	0.	0.	0.	0.	0.	0.6
6.0 M	0.2	0.1	0.	0.	0.	0.	0.	0.	0.	0.	0.4
7.0 M	0.1	0.	0.	0.	0.	0.	0.	0.	0.	0.	0.1

付表－3.15 b　鹿島港　波浪階級別継続時間頻度表（春季）

未超過

WAVE DURATION DISTRIBUTION (SPRING OBS.PERIOD= 9.55 YEARS) KASHIMA

WAVE CLASSES (LESS THAN)	DURATION CLASSES(DAYS) --- 0.5---	1 ---	2 ---	3 ---	4 ---	5 ---	6 ---	7 ---	10 ---	TOTAL
0.5 M	2.6	0.1	0.1	0.	0.	0.	0.	0.	0.	2.8
1.0 M	25.8	4.1	4.8	2.1	0.5	0.7	0.1	0.	0.	0.	38.1
1.5 M	19.7	4.5	5.9	3.9	3.2	0.8	0.6	0.1	0.8	0.5	40.1
2.0 M	14.0	1.8	3.4	2.5	2.0	1.6	1.2	0.3	1.6	1.8	30.1
3.0 M	3.5	0.1	0.9	0.5	0.2	0.3	0.3	0.3	0.6	3.9	10.7
4.0 M	1.7	0.	0.1	0.1	0.1	0.1	0.1	0.2	0.1	2.8	5.3
5.0 M	0.4	0.	0.1	0.	0.1	0.1	0.1	0.	0.	2.0	2.8

超過

WAVE DURATION DISTRIBUTION (SPRING OBS.PERIOD= 9.55 YEARS) KASHIMA

WAVE CLASSES (MORE THAN)	DURATION CLASSES HOURS --- 6	--- 12	--- 18	--- 1	DAYS --- 1.5---	2 ---	3 ---	4 ---	5 ---	TOTAL
1.0 M	14.3	4.5	2.8	0.8	2.7	1.6	2.9	1.6	1.6	4.1	37.0
2.0 M	15.8	3.8	2.1	2.1	1.3	0.9	1.8	0.3	0.1	0.2	28.4
3.0 M	5.4	1.0	0.7	0.2	0.7	0.3	0.1	0.	0.	0.	8.6
4.0 M	2.6	0.2	0.1	0.2	0.1	0.	0.	0.	0.	0.	3.2
5.0 M	0.8	0.	0.	0.	0.	0.	0.	0.	0.	0.	0.8
6.0 M	0.	0.	0.	0.	0.	0.	0.	0.	0.	0.	0.
7.0 M	0.	0.	0.	0.	0.	0.	0.	0.	0.	0.	0.

付表－3.15 c　鹿島港　波浪階級別継続時間頻度表（夏季）

未超過

WAVE DURATION DISTRIBUTION (SUMMER , OBS.PERIOD= 9.82 YEARS) KASHIMA

WAVE CLASSES (LESS THAN)	DURATION CLASSES (DAYS) 0.5	1	2	3	4	5	6	7	10	TOTAL
0.5 M	13.5	0.7	0.7	0.2	0.	0.1	0.	0.	0.	0.	15.3
1.0 M	22.0	3.4	2.6	3.1	1.2	0.9	0.7	0.5	0.7	0.9	36.0
1.5 M	10.1	1.0	1.4	0.9	1.5	0.8	0.5	0.9	1.7	1.9	20.9
2.0 M	8.9	0.9	0.9	0.4	0.5	0.7	0.5	0.1	1.5	2.6	17.1
3.0 M	1.5	0.	0.2	0.2	0.	0.4	0.2	0.1	0.7	2.9	6.2
4.0 M	0.6	0.	0.1	0.	0.	0.1	0.2	0.1	0.5	1.8	3.5
5.0 M	0.1	0.	0.1	0.	0.	0.1	0.2	0.1	0.4	1.6	2.6

超過

WAVE DURATION DISTRIBUTION (SUMMER , OBS.PERIOD= 9.82 YEARS) KASHIMA

WAVE CLASSES (MORE THAN)	DURATION CLASSES HOURS 6	12	18	DAYS 1	1.5	2	3	4	5	TOTAL
1.0 M	20.4	4.5	1.3	1.2	1.5	0.8	1.5	1.1	0.6	3.0	35.9
2.0 M	10.2	1.4	0.5	0.4	1.0	0.5	0.3	0.2	0.1	0.2	14.9
3.0 M	2.9	0.5	0.	0.	0.2	0.	0.1	0.	0.	0.	3.7
4.0 M	0.8	0.1	0.	0.	0.	0.	0.	0.	0.	0.	0.9
5.0 M	0.1	0.	0.	0.	0.	0.	0.	0.	0.	0.	0.1
6.0 M	0.	0.	0.	0.	0.	0.	0.	0.	0.	0.	0.
7.0 M	0.	0.	0.	0.	0.	0.	0.	0.	0.	0.	0.

付表－3.15 d　鹿島港　波浪階級別継続時間頻度表（秋季）

未超過

WAVE DURATION DISTRIBUTION (AUTUMN , OBS.PERIOD= 9.96 YEARS) KASHIMA

WAVE CLASSES (LESS THAN)	DURATION CLASSES (DAYS) 0.5	1	2	3	4	5	6	7	10	TOTAL
0.5 M	4.5	0.3	0.3	0.	0.	0.	0.	0.	0.	0.	5.1
1.0 M	23.5	5.6	4.0	1.5	0.7	0.5	0.4	0.	0.2	0.	36.4
1.5 M	23.2	4.0	3.8	3.1	2.1	1.1	1.2	0.3	1.0	0.4	40.3
2.0 M	15.5	2.4	2.4	1.7	1.6	1.1	1.3	1.3	0.7	1.8	29.8
3.0 M	5.6	1.2	0.3	0.8	0.5	0.5	0.	0.7	1.3	3.0	14.0
4.0 M	2.3	0.3	0.4	0.4	0.1	0.	0.1	0.2	0.3	2.9	7.0
5.0 M	0.4	0.1	0.2	0.	0.3	0.	0.	0.2	0.3	2.4	3.9

超過

WAVE DURATION DISTRIBUTION (AUTUMN , OBS.PERIOD= 9.96 YEARS) KASHIMA

WAVE CLASSES (MORE THAN)	DURATION CLASSES HOURS 6	12	18	DAYS 1	1.5	2	3	4	5	TOTAL
1.0 M	18.1	5.0	2.2	1.8	1.9	1.4	1.5	1.1	0.8	4.1	38.0
2.0 M	15.0	3.3	2.1	1.5	1.6	1.3	1.7	0.3	0.5	0.4	27.7
3.0 M	7.4	1.8	0.4	0.8	0.5	0.1	0.4	0.1	0.1	0.	11.6
4.0 M	2.9	0.4	0.3	0.1	0.2	0.1	0.1	0.	0.	0.	4.1
5.0 M	0.5	0.1	0.3	0.	0.1	0.	0.	0.	0.	0.	1.0
6.0 M	0.4	0.	0.	0.1	0.	0.	0.	0.	0.	0.	0.5
7.0 M	0.1	0.	0.	0.	0.	0.	0.	0.	0.	0.	0.1

付表－3.15 e　鹿島港　波浪階級別継続時間頻度表（通年）

未超過

WAVE DURATION DISTRIBUTION (YEARS / OBS.PERIOD= 9.43 YEARS)　KASHIMA

WAVE CLASSES (LESS THAN)	DURATION CLASSES(DAYS) 0.5	1	2	3	4	5	6	7	10	TOTAL
0.5 M	27.4	1.6	1.4	0.2	0.	0.1	0.	0.	0.	0.	30.6
1.0 M	93.0	19.4	15.4	8.7	3.2	2.7	1.2	0.5	1.2.	1.1	146.2
1.5 M	73.2	15.1	16.0	10.9	8.3	3.7	2.9	2.3	3.9	3.8	140.1
2.0 M	52.7	7.3	9.9	6.6	5.0	4.0	3.2	2.4	4.6	8.3	103.9
3.0 M	14.7	1.8	2.1	1.7	0.5	1.4	0.7	1.2	2.7	12.0	38.8
4.0 M	5.5	0.3	1.0	0.6	0.1	0.1	0.4	0.5	0.5	7.6	16.8
5.0 M	1.1	0.1	0.4	0.1	0.3	0.1	0.2	0.3	0.6	5.3	8.6

超過

WAVE DURATION DISTRIBUTION (YEARS / OBS.PERIOD= 9.43 YEARS)　KASHIMA

WAVE CLASSES (MORE THAN)	DURATION CLASSES HOURS 6	12	18	DAYS 1	1.5	2	3	4	5	TOTAL
1.0 M	68.6	18.6	8.7	6.9	7.8	4.9	7.7	5.7	3.8	15.1	147.8
2.0 M	57.4	12.6	6.8	5.2	5.9	3.8	4.9	1.3	0.6	1.2	99.7
3.0 M	22.7	4.6	1.8	1.4	1.7	0.4	0.8	0.1	0.	0.1	33.6
4.0 M	8.2	1.0	0.4	0.3	0.5	0.	0.1	0.1	0.	0.	10.6
5.0 M	1.8	0.	0.3	0.1	0.2	0.	0.	0.	0.	0.	2.4
6.0 M	0.5	0.1	0.	0.1	0.	0.	0.	0.	0.	0.	0.7
7.0 M	0.2	0.	0.	0.	0.	0.	0.	0.	0.	0.	0.2

付表－3.16 a　浜金谷　波浪階級別継続時間頻度表（冬季）

未超過

WAVE DURATION DISTRIBUTION (WINTER OBS.PERIOD=11.30 YEARS) HAMAKANAYA

WAVE CLASSES (LESS THAN)	DURATION CLASSES (DAYS) --- 0.5 ---	1 ---	2 ---	3 ---	4 ---	5 ---	6 ---	7 ---	10 ---	TOTAL
0.5 M	38.2	12.0	10.4	4.2	0.9	0.3	0.1	0.	0.	0.	66.1
1.0 M	11.8	5.0	7.4	3.8	3.7	1.8	1.7	0.6	1.1	0.6	37.4
1.5 M	5.8	1.1	2.2	2.0	1.7	1.0	1.3	0.8	1.8	2.4	20.0
2.0 M	1.8	0.6	0.5	1.0	0.8	0.6	0.4	0.3	1.1	3.0	10.0
3.0 M	0.1	0.1	0.	0.1	0.1	0.1	0.1	0.	0.1	1.6	2.2
4.0 M	0.1	0.1	0.	0.1	0.1	0.1	0.1	0.	0.1	1.5	2.1
5.0 M	0.1	0.1	0.	0.1	0.1	0.1	0.1	0.	0.1	1.5	2.1

超過

WAVE DURATION DISTRIBUTION (WINTER OBS.PERIOD=11.30 YEARS) HAMAKANAYA

WAVE CLASSES (MORE THAN)	DURATION CLASSES HOURS --- 6	--- 12	--- 18	--- 1 DAYS	--- 1.5	--- 2	--- 3	--- 4	--- 5	---	TOTAL
1.0 M	20.8	5.7	4.5	1.5	2.2	0.6	0.7	0.2	0.	0.	36.2
2.0 M	6.3	1.7	0.5	0.	0.1	0.1	0.	0.	0.	0.	8.7
3.0 M	0.2	0.	0.	0.	0.	0.	0.	0.	0.	0.	0.2
4.0 M	0.	0.	0.	0.	0.	0.	0.	0.	0.	0.	0.
5.0 M	0.	0.	0.	0.	0.	0.	0.	0.	0.	0.	0.
6.0 M	0.	0.	0.	0.	0.	0.	0.	0.	0.	0.	0.
7.0 M	0.	0.	0.	0.	0.	0.	0.	0.	0.	0.	0.

付表－3.16 b　浜金谷　波浪階級別継続時間頻度表（春季）

未超過

WAVE DURATION DISTRIBUTION (SPRING OBS.PERIOD=10.67 YEARS) HAMAKANAYA

WAVE CLASSES (LESS THAN)	DURATION CLASSES (DAYS) --- 0.5 ---	1 ---	2 ---	3 ---	4 ---	5 ---	6 ---	7 ---	10 ---	TOTAL
0.5 M	31.2	9.3	9.2	4.8	1.8	0.7	0.4	0.	0.3	0.	57.6
1.0 M	8.4	2.6	4.9	3.7	1.7	1.2	2.1	1.8	1.1	1.3	28.8
1.5 M	2.8	1.3	1.1	1.4	1.1	1.4	0.9	1.3	1.2	2.9	15.6
2.0 M	1.3	0.3	0.2	0.5	0.5	0.3	0.6	0.4	0.9	3.5	8.3
3.0 M	0.3	0.	0.1	0.	0.3	0.1	0.1	0.1	0.1	2.4	3.5
4.0 M	0.2	0.	0.1	0.	0.3	0.	0.1	0.1	0.1	2.0	2.8
5.0 M	0.2	0.	0.1	0.	0.3	0.	0.1	0.1	0.1	1.9	2.7

超過

WAVE DURATION DISTRIBUTION (SPRING OBS.PERIOD=10.67 YEARS) HAMAKANAYA

WAVE CLASSES (MORE THAN)	DURATION CLASSES HOURS --- 6	--- 12	--- 18	--- 1 DAYS	--- 1.5	--- 2	--- 3	--- 4	--- 5	---	TOTAL
1.0 M	13.7	5.2	3.4	2.0	1.7	0.6	0.4	0.	0.	0.	26.9
2.0 M	4.0	1.1	0.4	0.2	0.	0.	0.	0.	0.	0.	5.7
3.0 M	0.7	0.1	0.	0.	0.	0.	0.	0.	0.	0.	0.7
4.0 M	0.1	0.	0.	0.	0.	0.	0.	0.	0.	0.	0.1
5.0 M	0.	0.	0.	0.	0.	0.	0.	0.	0.	0.	0.
6.0 M	0.	0.	0.	0.	0.	0.	0.	0.	0.	0.	0.
7.0 M	0.	0.	0.	0.	0.	0.	0.	0.	0.	0.	0.

付表－3.16 c　浜金谷　波浪階級別継続時間頻度表（夏季）

未超過

WAVE DURATION DISTRIBUTION (SUMMER OBS.PERIOD=11.39 YEARS) HAMAKANAYA

WAVE CLASSES (LESS THAN)	DURATION CLASSES(DAYS) --- 0.5---	1 ---	2 ---	3 ---	4 ---	5 ---	6 ---	7 ---	10 ---	TOTAL
0.5 M	31.3	5.6	4.6	3.4	2.3	1.4	1.1	0.4	0.4	0.4	50.9
1.0 M	8.3	1.8	1.2	1.7	1.2	0.5	0.4	0.4	2.4	2.4	20.4
1.5 M	2.1	0.3	0.5	0.5	0.4	0.3	0.1	0.1	1.0	2.8	8.0
2.0 M	0.7	0.	0.	0.2	0.3	0.	0.1	0.	0.4	2.3	4.0
3.0 M	0.2	0.	0.	0.1	0.	0.	0.1	0.	0.2	1.8	2.4
4.0 M	0.1	0.	0.	0.	0.	0.	0.1	0.	0.	1.8	1.9
5.0 M	0.1	0.	0.	0.	0.	0.	0.1	0.	0.	1.7	1.8

超過

WAVE DURATION DISTRIBUTION (SUMMER OBS.PERIOD=11.39 YEARS) HAMAKANAYA

WAVE CLASSES (MORE THAN)	DURATION CLASSES HOURS --- 6	--- 12	--- 18	--- 1 DAYS	--- 1.5---	2 ---	3 ---	4 ---	5 ---	TOTAL
1.0 M	11.3	4.0	1.6	0.7	0.9	0.4	0.2	0.3	0.	0.	19.6
2.0 M	1.7	0.3	0.2	0.	0.1	0.	0.	0.	0.	0.	2.2
3.0 M	0.5	0.	0.	0.	0.	0.	0.	0.	0.	0.	0.5
4.0 M	0.1	0.	0.	0.	0.	0.	0.	0.	0.	0.	0.1
5.0 M	0.	0.	0.	0.	0.	0.	0.	0.	0.	0.	0.
6.0 M	0.	0.	0.	0.	0.	0.	0.	0.	0.	0.	0.
7.0 M	0.	0.	0.	0.	0.	0.	0.	0.	0.	0.	0.

付表－3.16 d　浜金谷　波浪階級別継続時間頻度表（秋季）

未超過

WAVE DURATION DISTRIBUTION (AUTUMN OBS.PERIOD=11.50 YEARS) HAMAKANAYA

WAVE CLASSES (LESS THAN)	DURATION CLASSES(DAYS) --- 0.5---	1 ---	2 ---	3 ---	4 ---	5 ---	6 ---	7 ---	10 ---	TOTAL
0.5 M	27.5	7.8	8.3	5.0	1.7	1.0	0.7	0.3	0.4	0.3	53.0
1.0 M	7.2	1.4	3.1	1.7	2.1	1.6	1.0	0.6	1.7	2.5	22.9
1.5 M	1.8	0.7	1.0	0.7	1.1	1.2	0.3	0.3	1.0	3.4	11.6
2.0 M	1.4	0.3	0.4	0.3	0.5	0.5	0.2	0.1	0.4	2.8	7.0
3.0 M	0.3	0.1	0.1	0.1	0.3	0.3	0.	0.1	0.1	2.3	3.7
4.0 M	0.3	0.1	0.1	0.1	0.3	0.3	0.	0.1	0.1	2.1	3.5
5.0 M	0.3	0.1	0.1	0.1	0.3	0.3	0.	0.1	0.1	2.0	3.4

超過

WAVE DURATION DISTRIBUTION (AUTUMN OBS.PERIOD=11.50 YEARS) HAMAKANAYA

WAVE CLASSES (MORE THAN)	DURATION CLASSES HOURS --- 6	--- 12	--- 18	--- 1 DAYS	--- 1.5---	2 ---	3 ---	4 ---	5 ---	TOTAL
1.0 M	10.9	4.5	1.8	1.8	1.4	0.1	0.2	0.	0.	0.	20.7
2.0 M	3.0	0.8	0.	0.	0.1	0.	0.	0.	0.	0.	3.8
3.0 M	0.3	0.	0.	0.	0.	0.	0.	0.	0.	0.	0.3
4.0 M	0.1	0.	0.	0.	0.	0.	0.	0.	0.	0.	0.1
5.0 M	0.	0.	0.	0.	0.	0.	0.	0.	0.	0.	0.
6.0 M	0.	0.	0.	0.	0.	0.	0.	0.	0.	0.	0.
7.0 M	0.	0.	0.	0.	0.	0.	0.	0.	0.	0.	0.

付表－3.16 e　浜金谷　波浪階級別継続時間頻度表（通年）

未超過

WAVE DURATION DISTRIBUTION (YEARS / OBS.PERIOD=11.29 YEARS) HAMAKANAYA

WAVE CLASSES (LESS THAN)	DURATION CLASSES (DAYS) --- 0.5 ---	1 ---	2 ---	3 ---	4 ---	5 ---	6 ---	7 ---	10 ---	TOTAL
0.5 M	1126.2	33.7	31.7	17.4	6.4	3.4	2.0	0.8	1.1	1.0	223.6
1.0 M	34.7	10.1	15.7	10.5	8.1	4.6	5.0	3.5	5.8	7.2	105.0
1.5 M	11.9	3.1	4.3	4.1	3.8	3.3	2.2	2.5	4.6	11.0	50.7
2.0 M	4.8	1.1	1.1	1.4	1.8	1.2	0.7	0.7	2.3	9.9	25.0
3.0 M	0.8	0.1	0.2	0.2	0.4	0.4	0.1	0.1	0.3	5.0	7.5
4.0 M	0.6	0.1	0.2	0.2	0.4	0.4	0.1	0.1	0.2	3.9	6.2
5.0 M	0.6	0.1	0.2	0.2	0.4	0.4	0.1	0.1	0.2	3.6	5.9

超過

WAVE DURATION DISTRIBUTION (YEARS / OBS.PERIOD=11.29 YEARS) HAMAKANAYA

WAVE CLASSES (MORE THAN)	DURATION CLASSES HOURS --- 6	--- 12	--- 18	--- 1 DAYS	--- 1.5	--- 2	--- 3	--- 4	--- 5	--- TOTAL
1.0 M	55.9	19.2	11.3	5.9	6.1	1.8	1.4	0.4	0.	0.	102.1
2.0 M	14.7	3.8	1.1	0.2	0.3	0.1	0.	0.	0.	0.	20.1
3.0 M	1.7	0.1	0.	0.	0.	0.	0.	0.	0.	0.	1.8
4.0 M	0.3	0.	0.	0.	0.	0.	0.	0.	0.	0.	0.3
5.0 M	0.	0.	0.	0.	0.	0.	0.	0.	0.	0.	0.
6.0 M	0.	0.	0.	0.	0.	0.	0.	0.	0.	0.	0.
7.0 M	0.	0.	0.	0.	0.	0.	0.	0.	0.	0.	0.

付表－3.17 a　波浮港　波浪階級別継続時間頻度表（冬季）

未超過

WAVE DURATION DISTRIBUTION (WINTER , OBS.PERIOD= 9.97 YEARS) HADU

WAVE CLASSES (LESS THAN)	DURATION CLASSES (DAYS) --- 0.5 ---	1 ---	2 ---	3 ---	4 ---	5 ---	6 ---	7 ---	10 ---	TOTAL
0.5 M	0.	0.	0.	0.	0.	0.	0.	0.	0.	0.
1.0 M	34.7	5.3	1.8	0.3	0.	0.	0.	0.	0.	42.1
1.5 M	47.6	10.0	8.8	4.3	0.9	0.8	0.4	0.	0.	72.9
2.0 M	23.0	5.0	6.9	4.4	3.1	2.9	0.9	0.7	1.1	0.1	48.1
3.0 M	3.4	0.6	0.9	1.1	0.6	0.3	0.9	0.3	0.9	2.5	11.5
4.0 M	0.2	0.1	0.	0.1	0.2	0.	0.3	0.2	0.1	1.9	3.1
5.0 M	0.	0.	0.	0.	0.1	0.	0.3	0.1	0.1	1.5	2.1

超過

WAVE DURATION DISTRIBUTION (WINTER , OBS.PERIOD= 9.97 YEARS) HADU

WAVE CLASSES (MORE THAN)	DURATION CLASSES HOURS --- 6	--- 12	--- 18	DAYS --- 1	--- 1.5	--- 2	--- 3	--- 4	--- 5	--- TOTAL
1.0 M	16.3	5.0	3.1	1.9	2.5	1.6	3.1	2.5	2.0	4.4	42.5
2.0 M	31.0	8.4	3.0	1.7	1.5	0.8	1.1	0.1	0.	0.	47.6
3.0 M	7.5	1.5	0.2	0.3	0.1	0.	0.	0.	0.	0.	9.6
4.0 M	1.0	0.	0.	0.1	0.	0.	0.	0.	0.	0.	1.1
5.0 M	0.	0.1	0.	0.	0.	0.	0.	0.	0.	0.	0.1
6.0 M	0.2	0.	0.	0.	0.	0.	0.	0.	0.	0.	0.2
7.0 M	0.	0.	0.	0.	0.	0.	0.	0.	0.	0.	0.

付表－3.17 b　波浮港　波浪階級別継続時間頻度表（春季）

未超過

WAVE DURATION DISTRIBUTION (SPRING , OBS.PERIOD= 9.48 YEARS) HADU

WAVE CLASSES (LESS THAN)	DURATION CLASSES (DAYS) --- 0.5 ---	1 ---	2 ---	3 ---	4 ---	5 ---	6 ---	7 ---	10 ---	TOTAL
0.5 M	0.3	0.	0.	0.	0.	0.	0.	0.	0.	0.3
1.0 M	30.3	4.3	2.7	0.3	0.3	0.	0.	0.	0.	0.	38.0
1.5 M	41.6	7.6	6.8	3.9	2.0	0.6	0.2	0.	0.3	0.	63.0
2.0 M	27.0	5.3	6.0	4.6	2.8	2.0	1.3	1.1	0.7	0.3	51.2
3.0 M	5.1	0.7	1.3	1.4	0.9	0.9	0.5	0.5	1.5	3.3	16.1
4.0 M	0.8	0.	0.3	0.2	0.1	0.2	0.6	0.2	0.8	2.4	5.8
5.0 M	0.1	0.	0.1	0.1	0.	0.	0.1	0.	0.3	2.1	2.8

超過

WAVE DURATION DISTRIBUTION (SPRING , OBS.PERIOD= 9.48 YEARS) HADU

WAVE CLASSES (MORE THAN)	DURATION CLASSES HOURS --- 6	--- 12	--- 18	DAYS --- 1	--- 1.5	--- 2	--- 3	--- 4	--- 5	--- TOTAL
1.0 M	14.5	4.9	1.9	1.8	1.9	2.0	3.4	1.9	1.8	4.5	38.5
2.0 M	32.2	6.4	2.7	1.8	3.9	1.5	1.1	0.1	0.2	0.	49.9
3.0 M	10.2	1.6	1.5	0.6	0.2	0.1	0.	0.	0.	0.	14.2
4.0 M	2.6	0.8	0.1	0.	0.	0.	0.	0.	0.	0.	3.6
5.0 M	0.4	0.2	0.	0.	0.	0.	0.	0.	0.	0.	0.6
6.0 M	0.3	0.	0.	0.	0.	0.	0.	0.	0.	0.	0.3
7.0 M	0.1	0.	0.	0.	0.	0.	0.	0.	0.	0.	0.1

付表－3.17 c　波浮港　波浪階級別継続時間頻度表（夏季）

未超過

WAVE DURATION DISTRIBUTION (SUMMER OBS.PERIOD= 9.93 YEARS) HABU

WAVE CLASSES (LESS THAN)	DURATION CLASSES (DAYS) 0.5	1	2	3	4	5	6	7	10	TOTAL
0.5 M	2.2	0.	0.	0.	0.	0.	0.	0.	0.	2.2
1.0 M	47.0	8.0	3.9	1.8	0.3	0.6	0.1	0.3	0.2	0.	62.2
1.5 M	27.6	5.6	4.9	3.4	1.9	0.9	0.7	0.4	1.0	1.1	47.6
2.0 M	10.7	2.1	1.8	2.6	1.0	1.4	1.0	0.4	1.0	2.5	24.6
3.0 M	2.6	0.3	0.1	0.3	0.4	0.6	0.1	0.2	0.6	2.5	7.8
4.0 M	0.8	0.3	0.3	0.2	0.4	0.1	0.	0.2	0.3	2.1	4.7
5.0 M	0.1	0.3	0.1	0.1	0.3	0.1	0.	0.1	0.2	1.8	3.1

超過

WAVE DURATION DISTRIBUTION (SUMMER OBS.PERIOD= 9.93 YEARS) HABU

WAVE CLASSES (MORE THAN)	DURATION CLASSES HOURS 6	12	18	DAYS 1	1.5	2	3	4	5	TOTAL
1.0 M	35.5	8.8	3.8	2.2	2.0	2.2	2.4	1.5	1.6	2.9	63.0
2.0 M	17.3	1.9	1.0	0.8	0.8	0.4	0.7	0.1	0.1	0.1	23.3
3.0 M	3.9	0.3	0.3	0.5	0.3	0.1	0.	0.1	0.	0.	5.5
4.0 M	1.7	0.5	0.2	0.	0.1	0.	0.	0.	0.	0.	2.5
5.0 M	0.7	0.1	0.1	0.	0.	0.	0.	0.	0.	0.	0.9
6.0 M	0.2	0.1	0.	0.	0.	0.	0.	0.	0.	0.	0.3
7.0 M	0.1	0.	0.	0.	0.	0.	0.	0.	0.	0.	0.1

付表－3.17 d　波浮港　波浪階級別継続時間頻度表（秋季）

未超過

WAVE DURATION DISTRIBUTION (AUTUMN OBS.PERIOD=10.16 YEARS) HABU

WAVE CLASSES (LESS THAN)	DURATION CLASSES (DAYS) 0.5	1	2	3	4	5	6	7	10	TOTAL
0.5 M	1.1	0.	0.	0.	0.	0.	0.	0.	0.	1.1
1.0 M	34.2	5.4	1.8	0.6	0.4	0.1	0.2	0.	0.	0.	42.6
1.5 M	46.1	7.2	6.3	2.8	1.9	1.0	0.3	0.2	0.3	0.2	66.1
2.0 M	31.2	4.9	4.6	2.9	1.2	1.4	1.2	0.7	1.9	0.9	50.8
3.0 M	8.8	1.3	1.5	0.8	1.2	1.0	0.7	1.0	1.2	2.9	20.2
4.0 M	2.9	0.3	0.5	0.3	0.2	0.5	0.1	0.2	0.5	3.1	8.5
5.0 M	1.1	0.5	0.2	0.1	0.1	0.2	0.1	0.2	0.1	2.7	5.2

超過

WAVE DURATION DISTRIBUTION (AUTUMN OBS.PERIOD=10.16 YEARS) HABU

WAVE CLASSES (MORE THAN)	DURATION CLASSES HOURS 6	12	18	DAYS 1	1.5	2	3	4	5	TOTAL
1.0 M	19.0	6.1	2.8	1.4	2.5	2.0	2.3	1.4	1.2	4.2	42.7
2.0 M	32.0	6.5	2.5	1.8	2.6	1.1	0.7	0.5	0.5	0.2	48.2
3.0 M	12.9	1.4	0.7	0.9	0.2	0.4	0.1	0.	0.	0.	16.5
4.0 M	3.6	0.7	0.3	0.2	0.1	0.	0.	0.	0.	0.	4.9
5.0 M	1.0	0.3	0.1	0.	0.	0.	0.	0.	0.	0.	1.4
6.0 M	0.5	0.	0.	0.	0.	0.	0.	0.	0.	0.	0.5
7.0 M	0.1	0.	0.	0.	0.	0.	0.	0.	0.	0.	0.1

付表－3.17 e　波浮港　波浪階級別継続時間頻度表（通年）

未超過

WAVE DURATION DISTRIBUTION (YEARS , OBS.PERIOD= 9.88 YEARS)　　HABU

WAVE CLASSES (LESS THAN)	DURATION CLASSES (DAYS) --- 0.5 ---	1 ---	2 ---	3 ---	4 ---	5 ---	6 ---	7 ---	10 ---	TOTAL
0.5 M	3.6	0.	0.	0.	0.	0.	0.	0.	0.	3.6
1.0 M	146.1	23.1	10.1	3.0	1.0	0.7	0.2	0.3	0.3	0.	184.8
1.5 M	161.4	30.3	26.1	14.4	7.0	3.0	1.8	0.6	1.6	1.3	247.6
2.0 M	91.0	16.7	18.5	13.7	7.7	7.6	4.3	2.6	5.1	4.0	171.2
3.0 M	19.5	2.5	3.3	2.5	2.7	2.4	1.9	2.2	3.8	10.4	51.5
4.0 M	4.6	0.5	0.7	0.6	0.7	0.5	0.4	0.6	1.6	7.7	17.9
5.0 M	1.2	0.5	0.3	0.2	0.3	0.2	0.	0.3	0.6	5.5	9.1

超過

WAVE DURATION DISTRIBUTION (YEARS , OBS.PERIOD= 9.88 YEARS)　　HABU

WAVE CLASSES (MORE THAN)	DURATION CLASSES HOURS --- 6	--- 12	--- 18	DAYS --- 1	--- 1.5	--- 2	--- 3	--- 4	--- 5	TOTAL
1.0 M	84.9	24.3	10.9	6.8	8.2	7.8	10.5	7.3	6.6	16.3	183.6
2.0 M	112.2	23.3	8.7	6.2	8.5	3.8	3.6	0.8	0.8	0.3	168.3
3.0 M	34.4	4.9	2.6	2.3	0.8	0.6	0.1	0.1	0.	0.	45.9
4.0 M	9.0	2.0	0.6	0.3	0.2	0.	0.	0.	0.	0.	12.1
5.0 M	2.1	0.7	0.2	0.	0.	0.	0.	0.	0.	0.	3.0
6.0 M	1.2	0.1	0.	0.	0.	0.	0.	0.	0.	0.	1.3
7.0 M	0.3	0.	0.	0.	0.	0.	0.	0.	0.	0.	0.3

付表－3.18 a　潮岬　波浪階級別継続時間頻度表（冬季）

未超過

WAVE DURATION DISTRIBUTION (WINTER OBS.PERIOD=11.76 YEARS) SHIONOMISAKI

WAVE CLASSES (LESS THAN)	DURATION CLASSES(DAYS) --- 0.5---	1 ---	2 ---	3 ---	4 ---	5 ---	6 ---	7 ---	10 ---	TOTAL
0.5 M	19.7	6.2	11.1	5.2	2.6	1.1	0.3	0.3	0.4	0.1	47.1
1.0 M	12.5	2.3	5.2	4.6	3.0	1.8	1.6	0.5	1.5	1.0	34.0
1.5 M	4.6	0.9	2.7	2.4	1.4	1.0	0.8	0.6	1.5	2.6	18.5
2.0 M	2.2	0.8	1.4	1.4	0.6	0.6	0.5	0.3	0.9	3.0	11.6
3.0 M	0.9	0.1	0.6	0.7	0.3	0.2	0.3	0.3	0.4	2.3	6.1
4.0 M	0.7	0.1	0.4	0.6	0.2	0.1	0.2	0.3	0.4	2.2	5.2
5.0 M	0.5	0.1	0.4	0.6	0.2	0.1	0.2	0.3	0.4	2.2	4.9

超過

WAVE DURATION DISTRIBUTION (WINTER OBS.PERIOD=11.76 YEARS) SHIONOMISAKI

WAVE CLASSES (MORE THAN)	DURATION CLASSES HOURS --- 6	--- 12	--- 18	--- 1 DAYS	--- 1.5---	2 ---	3 ---	4 ---	5 ---	TOTAL
1.0 M	17.1	5.9	3.0	2.5	1.9	0.4	0.1	0.1	0.	0.	30.9
2.0 M	4.9	1.4	0.4	0.1	0.2	0.	0.	0.	0.	0.	7.1
3.0 M	1.4	0.1	0.	0.1	0.	0.	0.	0.	0.	0.	1.5
4.0 M	0.3	0.	0.1	0.	0.	0.	0.	0.	0.	0.	0.3
5.0 M	0.	0.1	0.	0.	0.	0.	0.	0.	0.	0.	0.1
6.0 M	0.	0.	0.	0.	0.	0.	0.	0.	0.	0.	0.
7.0 M	0.	0.	0.	0.	0.	0.	0.	0.	0.	0.	0.

付表－3.18 b　潮岬　波浪階級別継続時間頻度表（春季）

未超過

WAVE DURATION DISTRIBUTION (SPRING OBS.PERIOD=12.39 YEARS) SHIONOMISAKI

WAVE CLASSES (LESS THAN)	DURATION CLASSES(DAYS) --- 0.5---	1 ---	2 ---	3 ---	4 ---	5 ---	6 ---	7 ---	10 ---	TOTAL
0.5 M	14.[illegible]	4.0	7.0	4.1	3.3	1.5	1.0	0.6	0.7	0.6	37.3
1.0 M	7.4	1.9	2.6	3.1	1.8	1.7	1.8	1.0	1.9	1.9	24.9
1.5 M	2.8	1.0	1.4	1.6	1.0	0.6	1.1	0.6	1.7	2.9	14.8
2.0 M	1.4	0.4	1.2	0.7	0.7	0.5	0.4	0.6	1.3	3.3	10.5
3.0 M	0.7	0.2	0.6	0.4	0.1	0.3	0.2	0.2	0.6	2.7	5.9
4.0 M	0.2	0.2	0.3	0.4	0.2	0.2	0.2	0.2	0.3	2.3	4.5
5.0 M	0.2	0.1	0.3	0.2	0.2	0.2	0.2	0.2	0.2	2.1	3.9

超過

WAVE DURATION DISTRIBUTION (SPRING OBS.PERIOD=12.39 YEARS) SHIONOMISAKI

WAVE CLASSES (MORE THAN)	DURATION CLASSES HOURS --- 6	--- 12	--- 18	--- 1 DAYS	--- 1.5---	2 ---	3 ---	4 ---	5 ---	TOTAL
1.0 M	10.9	4.3	2.6	2.2	1.6	0.6	0.2	0.1	0.	0.	22.5
2.0 M	4.3	1.6	0.6	0.4	0.2	0.	0.1	0.	0.	0.	7.2
3.0 M	1.9	0.2	0.2	0.	0.	0.	0.	0.	0.	0.	2.3
4.0 M	0.7	0.1	0.	0.	0.	0.	0.	0.	0.	0.	0.8
5.0 M	0.1	0.	0.	0.	0.	0.	0.	0.	0.	0.	0.1
6.0 M	0.	0.	0.	0.	0.	0.	0.	0.	0.	0.	0.
7.0 M	0.	0.	0.	0.	0.	0.	0.	0.	0.	0.	0.

付表－3.18 c　潮岬　波浪階級別継続時間頻度表（夏季）

未超過

WAVE DURATION DISTRIBUTION (SUMMER　OBS.PERIOD=11.38 YEARS)　SHIONOMISAKI

WAVE CLASSES (LESS THAN)	DURATION CLASSES (DAYS) 0.5	1	2	3	4	5	6	7	10	TOTAL
0.5 M	20.7	4.0	4.7	1.8	1.7	1.5	1.1	0.3	0.9	0.5	37.1
1.0 M	11.2	2.7	2.8	1.4	1.3	1.2	0.9	1.1	1.5	1.9	26.0
1.5 M	5.9	1.1	1.8	1.1	1.3	0.7	0.3	0.6	1.0	2.8	16.6
2.0 M	5.2	1.0	1.3	1.1	1.1	0.6	0.3	0.3	0.8	2.6	14.1
3.0 M	1.6	0.4	0.8	0.7	0.8	0.4	0.3	0.4	0.4	2.4	8.1
4.0 M	0.7	0.4	0.4	0.4	0.7	0.4	0.3	0.3	0.2	2.2	5.9
5.0 M	0.5	0.4	0.4	0.4	0.6	0.4	0.3	0.2	0.2	2.0	5.4

超過

WAVE DURATION DISTRIBUTION (SUMMER　OBS.PERIOD=11.38 YEARS)　SHIONOMISAKI

WAVE CLASSES (MORE THAN)	DURATION CLASSES HOURS 6	12	18	DAYS 1	1.5	2	3	4	5	TOTAL
1.0 M	12.0	3.3	1.6	1.1	1.8	1.0	0.6	0.7	0.3	0.4	22.6
2.0 M	6.0	1.9	0.5	0.6	0.2	0.2	0.1	0.2	0.	0.	9.7
3.0 M	2.1	0.4	0.2	0.	0.1	0.	0.1	0.	0.	0.	2.9
4.0 M	0.6	0.	0.	0.	0.1	0.	0.	0.	0.	0.	0.7
5.0 M	0.1	0.	0.1	0.	0.	0.	0.	0.	0.	0.	0.2
6.0 M	0.1	0.1	0.	0.	0.	0.	0.	0.	0.	0.	0.2
7.0 M	0.	0.	0.	0.	0.	0.	0.	0.	0.	0.	0.

付表－3.18 d　潮岬　波浪階級別継続時間頻度表（秋季）

未超過

WAVE DURATION DISTRIBUTION (AUTUMN　OBS.PERIOD=11.48 YEARS)　SHIONOMISAKI

WAVE CLASSES (LESS THAN)	DURATION CLASSES (DAYS) 0.5	1	2	3	4	5	6	7	10	TOTAL
0.5 M	12.3	2.5	4.2	3.7	2.6	1.0	0.7	0.6	1.5	0.8	29.9
1.0 M	8.5	1.3	1.7	1.8	0.8	1.3	1.0	0.3	2.3	1.9	21.0
1.5 M	5.0	0.8	1.0	1.2	0.6	0.7	0.7	0.3	1.7	2.8	14.7
2.0 M	3.2	0.4	0.9	0.8	0.4	0.3	0.8	0.4	1.1	2.9	11.2
3.0 M	0.6	0.1	0.6	0.3	0.2	0.2	0.3	0.2	0.6	2.5	5.6
4.0 M	0.3	0.	0.5	0.3	0.2	0.2	0.3	0.2	0.5	2.3	4.8
5.0 M	0.3	0.	0.4	0.3	0.2	0.2	0.3	0.2	0.4	2.4	4.6

超過

WAVE DURATION DISTRIBUTION (AUTUMN　OBS.PERIOD=11.48 YEARS)　SHIONOMISAKI

WAVE CLASSES (MORE THAN)	DURATION CLASSES HOURS 6	12	18	DAYS 1	1.5	2	3	4	5	TOTAL
1.0 M	9.9	3.0	1.6	1.0	1.6	0.5	0.3	0.3	0.1	0.2	18.5
2.0 M	5.1	1.0	0.7	0.3	0.1	0.1	0.1	0.	0.	0.	7.3
3.0 M	0.9	0.2	0.2	0.1	0.1	0.	0.	0.	0.	0.	1.4
4.0 M	0.3	0.3	0.	0.	0.	0.	0.	0.	0.	0.	0.6
5.0 M	0.4	0.	0.	0.	0.	0.	0.	0.	0.	0.	0.4
6.0 M	0.	0.	0.	0.	0.	0.	0.	0.	0.	0.	0.
7.0 M	0.	0.	0.	0.	0.	0.	0.	0.	0.	0.	0.

付表－3.18 e　潮岬　波浪階級別継続時間頻度表（通年）

未超過

WAVE DURATION DISTRIBUTION (YEARS , OBS.PERIOD=11.84 YEARS) SHIONOMISAKI

WAVE CLASSES (LESS THAN)	DURATION CLASSES (DAYS) --- 0.5 ---	1 ---	2 ---	3 ---	4 ---	5 ---	6 ---	7 ---	10 ---	TOTAL
0.5 M	66.0	16.1	25.8	14.4	9.6	5.7	3.1	1.8	3.4	2.2	148.1
1.0 M	38.7	7.4	11.8	9.8	6.3	5.6	5.5	2.7	7.6	7.2	101.9
1.5 M	17.7	3.4	5.9	5.5	3.3	2.5	2.8	2.4	6.0	11.0	60.5
2.0 M	11.6	2.4	4.1	3.5	2.3	1.6	1.6	1.4	3.8	11.2	43.4
3.0 M	3.5	0.5	2.2	1.8	1.1	0.8	0.8	0.9	1.5	8.4	21.5
4.0 M	1.7	0.3	1.5	1.6	0.8	0.6	0.8	0.9	1.1	6.8	16.1
5.0 M	1.4	0.3	1.4	1.4	0.8	0.5	0.8	0.7	1.1	6.2	14.5

超過

WAVE DURATION DISTRIBUTION (YEARS , OBS.PERIOD=11.84 YEARS) SHIONOMISAKI

WAVE CLASSES (MORE THAN)	DURATION CLASSES HOURS --- 6	--- 12	--- 18	DAYS --- 1	--- 1.5	--- 2	--- 3	--- 4	--- 5	--- TOTAL
1.0 M	49.1	16.0	8.6	6.8	6.8	2.6	1.3	1.1	0.3	0.5	93.2
2.0 M	19.8	5.8	2.1	1.4	0.8	0.3	0.3	0.2	0.	0.	30.6
3.0 M	6.1	0.9	0.6	0.2	0.2	0.	0.1	0.	0.	0.	8.0
4.0 M	1.9	0.3	0.1	0.	0.1	0.	0.	0.	0.	0.	2.4
5.0 M	0.6	0.1	0.1	0.	0.	0.	0.	0.	0.	0.	0.8
6.0 M	0.1	0.1	0.	0.	0.	0.	0.	0.	0.	0.	0.2
7.0 M	0.	0.	0.	0.	0.	0.	0.	0.	0.	0.	0.

付表－3.19 a　高知沖　波浪階級別継続時間頻度表（冬季）

未超過

WAVE DURATION DISTRIBUTION (WINTER , OBS.PERIOD= 2.84 YEARS) KOOCHI

WAVE CLASSES (LESS THAN)	DURATION CLASSES(DAYS) --- 0.5---	1 ---	2 ---	3 ---	4 ---	5 ---	6 ---	7 ---	10 ---	TOTAL
0.5 M	32.4	7.4	7.4	6.7	2.1	1.4	0.4	0.	0.4	0.	58.1
1.0 M	6.0	1.4	3.2	0.7	1.4	0.7	1.1	0.4	2.1	3.2	20.1
1.5 M	0.4	0.	0.7	1.4	0.4	0.	0.4	0.4	1.1	3.5	8.1
2.0 M	2.8	0.	0.	1.4	0.	0.	0.	0.7	1.1	2.8	8.8
3.0 M	0.4	0.	0.	0.7	0.	0.	0.4	0.4	0.	2.1	3.9
4.0 M	0.4	0.	0.	0.7	0.	0.	0.4	0.4	0.	2.1	3.9
5.0 M	0.4	0.	0.	0.7	0.	0.	0.4	0.4	0.	2.1	3.9

超過

WAVE DURATION DISTRIBUTION (WINTER , OBS.PERIOD= 2.84 YEARS) KOOCHI

WAVE CLASSES (MORE THAN)	DURATION CLASSES HOURS --- 6	--- 12	--- 18	DAYS --- 1	--- 1.5---	2 ---	3 ---	4 ---	5 ---	TOTAL
1.0 M	10.9	2.1	3.2	1.1	0.	0.	0.4	0.4	0.	0.	18.0
2.0 M	3.9	0.4	0.7	0.	0.	0.	0.	0.	0.	0.	4.9
3.0 M	0.	0.	0.	0.	0.	0.	0.	0.	0.	0.	0.
4.0 M	0.	0.	0.	0.	0.	0.	0.	0.	0.	0.	0.
5.0 M	0.	0.	0.	0.	0.	0.	0.	0.	0.	0.	0.
6.0 M	0.	0.	0.	0.	0.	0.	0.	0.	0.	0.	0.
7.0 M	0.	0.	0.	0.	0.	0.	0.	0.	0.	0.	0.

付表－3.19 b　高知沖　波浪階級別継続時間頻度表（春季）

未超過

WAVE DURATION DISTRIBUTION (SPRING , OBS.PERIOD= 3.06 YEARS) KOOCHI

WAVE CLASSES (LESS THAN)	DURATION CLASSES(DAYS) --- 0.5---	1 ---	2 ---	3 ---	4 ---	5 ---	6 ---	7 ---	10 ---	TOTAL
0.5 M	21.2	4.6	3.9	2.6	1.3	0.	0.7	0.	0.	0.	34.3
1.0 M	12.1	2.9	3.3	4.2	2.0	1.6	1.3	0.7	1.3	1.0	30.4
1.5 M	2.9	1.0	1.0	2.6	1.0	1.3	0.7	1.6	1.0	2.6	15.7
2.0 M	4.6	0.3	0.7	1.3	1.0	1.0	0.7	1.3	1.3	2.9	15.0
3.0 M	0.	0.	0.	0.	0.3	0.7	0.	0.	0.7	3.3	4.9
4.0 M	0.	0.	0.	0.	0.	0.	0.	0.	0.3	2.0	2.3
5.0 M	0.	0.	0.	0.	0.	0.	0.	0.	0.	1.6	1.6

超過

WAVE DURATION DISTRIBUTION (SPRING , OBS.PERIOD= 3.06 YEARS) KOOCHI

WAVE CLASSES (MORE THAN)	DURATION CLASSES HOURS --- 6	--- 12	--- 18	DAYS --- 1	--- 1.5---	2 ---	3 ---	4 ---	5 ---	TOTAL
1.0 M	13.4	3.6	2.3	2.9	3.6	1.6	1.3	0.7	0.	0.7	30.1
2.0 M	6.9	3.9	1.0	1.3	0.3	0.3	0.	0.	0.	0.	13.7
3.0 M	2.3	0.7	0.3	0.	0.	0.	0.	0.	0.	0.	3.3
4.0 M	0.7	0.	0.	0.	0.	0.	0.	0.	0.	0.	0.7
5.0 M	0.	0.	0.	0.	0.	0.	0.	0.	0.	0.	0.
6.0 M	0.	0.	0.	0.	0.	0.	0.	0.	0.	0.	0.
7.0 M	0.	0.	0.	0.	0.	0.	0.	0.	0.	0.	0.

付表－3.19 c　高知沖　波浪階級別継続時間頻度表（夏季）

未超過

WAVE DURATION DISTRIBUTION (SUMMER　OBS.PERIOD= 3.90 YEARS)　KOOCHI

WAVE CLASSES (LESS THAN)	DURATION CLASSES(DAYS) --- 0.5---	1 ---	2 ---	3 ---	4 ---	5 ---	6 ---	7 ---	10 ---	TOTAL
0.5 M	24.1	4.9	1.8	1.3	0.3	0.3	0.	0.	0.	0.3	32.8
1.0 M	12.1	2.3	4.6	3.3	1.8	0.8	1.3	0.3	1.8	0.8	29.0
1.5 M	7.2	1.0	1.3	1.3	1.3	1.5	1.5	0.	1.8	2.1	19.0
2.0 M	6.9	1.3	0.3	0.8	0.8	0.3	1.3	0.5	0.5	2.8	15.4
3.0 M	2.3	0.3	0.3	0.	0.5	0.	0.8	0.3	0.3	2.8	7.4
4.0 M	0.5	0.	0.	0.	0.	0.3	0.5	0.	0.3	2.8	4.4
5.0 M	0.8	0.	0.	0.	0.	0.3	0.5	0.	0.3	1.8	3.6

超過

WAVE DURATION DISTRIBUTION (SUMMER　OBS.PERIOD= 3.90 YEARS)　KOOCHI

WAVE CLASSES (MORE THAN)	DURATION CLASSES HOURS --- 6	--- 12	--- 18	DAYS --- 1 --- 1.5---	2 ---	3 ---	4 ---	5 ---	TOTAL
1.0 M	11.8	5.4	2.1	2.1	2.6	1.3	1.8	0.3	0.3	1.3	28.7
2.0 M	7.4	1.8	0.5	0.5	0.5	1.5	0.3	0.	0.5	0.	13.1
3.0 M	2.3	1.0	0.3	0.5	0.3	0.	0.3	0.3	0.	0.	4.9
4.0 M	1.0	0.3	0.3	0.	0.	0.	0.3	0.	0.	0.	1.8
5.0 M	0.5	0.3	0.	0.	0.3	0.	0.	0.	0.	0.	1.0
6.0 M	0.5	0.	0.3	0.	0.	0.	0.	0.	0.	0.	0.8
7.0 M	0.	0.3	0.	0.	0.	0.	0.	0.	0.	0.	0.3

付表－3.19 d　高知沖　波浪階級別継続時間頻度表（秋季）

未超過

WAVE DURATION DISTRIBUTION (AUTUHN　OBS.PERIOD= 4.52 YEARS)　KOOCHI

WAVE CLASSES (LESS THAN)	DURATION CLASSES(DAYS) --- 0.5---	1 ---	2 ---	3 ---	4 ---	5 ---	6 ---	7 ---	10 ---	TOTAL
0.5 M	23.5	5.3	3.5	1.5	1.1	0.7	0.	0.4	0.2	0.	36.3
1.0 M	14.8	1.8	2.7	2.4	2.2	0.9	1.3	0.2	2.4	0.9	29.6
1.5 M	8.8	0.9	1.1	1.1	0.9	0.4	0.4	0.9	1.5	2.4	18.6
2.0 M	5.5	0.9	0.4	0.9	0.4	0.2	0.2	0.9	1.1	3.1	13.7
3.0 M	2.4	0.7	0.4	0.4	0.2	0.	0.	0.2	0.2	3.1	7.7
4.0 M	0.9	0.2	0.	0.4	0.	0.	0.	0.	0.2	2.7	4.4
5.0 M	0.7	0.4	0.	0.2	0.	0.	0.	0.	0.2	2.4	4.0

超過

WAVE DURATION DISTRIBUTION (AUTUHN　OBS.PERIOD= 4.52 YEARS)　KOOCHI

WAVE CLASSES (MORE THAN)	DURATION CLASSES HOURS --- 6	--- 12	--- 18	DAYS --- 1 --- 1.5---	2 ---	3 ---	4 ---	5 ---	TOTAL
1.0 M	14.4	4.0	1.8	0.7	1.8	0.9	1.5	1.8	0.9	0.7	28.3
2.0 M	7.1	2.0	0.4	0.4	0.7	0.7	0.2	0.2	0.	0.	11.7
3.0 M	2.7	0.9	0.9	0.2	0.2	0.	0.	0.	0.	0.	4.9
4.0 M	0.4	0.7	0.4	0.	0.	0.	0.	0.	0.	0.	1.5
5.0 M	0.9	0.2	0.	0.	0.	0.	0.	0.	0.	0.	1.1
6.0 M	0.2	0.	0.	0.	0.	0.	0.	0.	0.	0.	0.2
7.0 M	0.2	0.	0.	0.	0.	0.	0.	0.	0.	0.	0.2

付表－3.19 e　高知沖　波浪階級別継続時間頻度表（通年）

未超過

WAVE DURATION DISTRIBUTION (YEARS OBS.PERIOD= 3.63 YEARS) KOOCHI

WAVE CLASSES (LESS THAN)	DURATION CLASSES(DAYS) --- 0.5---	1 ---	2 ---	3 ---	4 ---	5 ---	6 ---	7 ---	10 ---	TOTAL
0.5 M	97.5	21.8	14.9	11.0	4.4	2.2	0.8	0.6	0.6	0.3	154.0
1.0 M	46.0	8.3	13.5	9.9	6.3	4.1	4.7	1.1	7.4	5.8	107.2
1.5 M	21.5	2.5	3.9	5.8	3.0	3.3	2.8	2.8	5.0	9.9	60.3
2.0 M	19.6	2.8	1.4	3.9	1.7	1.4	1.7	3.0	3.6	10.7	49.6
3.0 M	5.2	0.8	0.6	1.1	0.8	0.6	0.8	0.8	1.1	9.1	20.9
4.0 M	1.4	0.	0.	0.8	0.	0.	0.6	0.6	0.8	7.2	11.3
5.0 M	1.4	0.3	0.	0.8	0.	0.	0.6	0.3	0.6	5.5	9.4

超過

WAVE DURATION DISTRIBUTION (YEARS OBS.PERIOD= 3.63 YEARS) KOOCHI

WAVE CLASSES (MORE THAN)	DURATION CLASSES HOURS --- 6	--- 12	--- 18	---	DAYS 1 ---	1.5---	2 ---	3 ---	4 ---	5 ---	TOTAL
1.0 M	49.3	14.9	8.8	6.3	8.0	3.6	5.5	3.3	1.1	3.0	103.9
2.0 M	25.3	8.0	2.5	2.2	1.7	2.8	0.6	0.3	0.6	0.	43.8
3.0 M	7.7	2.8	1.7	0.8	0.6	0.	0.3	0.3	0.	0.	14.0
4.0 M	2.2	1.1	0.8	0.	0.	0.	0.3	0.	0.	0.	4.4
5.0 M	1.7	0.6	0.	0.	0.3	0.	0.	0.	0.	0.	2.5
6.0 M	0.8	0.	0.3	0.	0.	0.	0.	0.	0.	0.	1.1
7.0 M	0.3	0.3	0.	0.	0.	0.	0.	0.	0.	0.	0.6

付表－3.20 a　鳥取港　波浪階級別継続時間頻度表（冬季）

未超過

WAVE DURATION DISTRIBUTION (WINTER / OBS.PERIOD= 4.33 YEARS) TOTTORI

WAVE CLASSES (LESS THAN)	DURATION CLASSES(DAYS) --- 0.5---	1 ---	2 ---	3 ---	4 ---	5 ---	6 ---	7 ---	10 ---	TOTAL
0.5 M	6.9	0.2	1.4	0.	0.	0.	0.	0.	0.	8.5
1.0 M	16.6	4.6	5.8	1.2	0.5	0.2	0.	0.	0.	28.9
1.5 M	20.8	7.4	9.2	3.0	1.2	0.7	0.	0.	0.2	0.	42.5
2.0 M	18.0	5.3	7.6	6.0	2.8	1.2	0.7	0.2	0.5	0.2	42.5
3.0 M	12.9	2.8	2.1	3.7	2.3	1.6	1.8	0.2	2.5	1.4	31.4
4.0 M	5.5	0.5	1.2	0.5	0.5	0.2	0.5	0.	0.5	3.0	12.2
5.0 M	0.7	0.2	0.	0.2	0.2	0.	0.	0.	0.	2.5	3.9

超過

WAVE DURATION DISTRIBUTION (WINTER / OBS.PERIOD= 4.33 YEARS) TOTTORI

WAVE CLASSES (MORE THAN)	DURATION CLASSES HOURS --- 6	--- 12	--- 18	DAYS --- 1	--- 1.5---	2 ---	3 ---	4 ---	5 ---	TOTAL
1.0 M	9.2	2.5	0.9	0.7	1.6	1.8	3.0	3.2	1.6	5.3	30.0
2.0 M	15.2	7.9	3.9	2.1	6.0	2.5	0.7	1.8	0.7	0.7	41.6
3.0 M	18.7	5.1	1.8	0.9	0.9	0.5	0.9	0.2	0.	0.	29.1
4.0 M	7.6	1.4	0.2	0.5	0.	0.	0.	0.	0.	0.	9.7
5.0 M	1.2	0.2	0.	0.	0.	0.	0.	0.	0.	0.	1.4
6.0 M	0.2	0.	0.	0.	0.	0.	0.	0.	0.	0.	0.2
7.0 M	0.2	0.	0.	0.	0.	0.	0.	0.	0.	0.	0.2

付表－3.20 b　鳥取港　波浪階級別継続時間頻度表（春季）

未超過

WAVE DURATION DISTRIBUTION (SPRING / OBS.PERIOD= 4.46 YEARS) TOTTORI

WAVE CLASSES (LESS THAN)	DURATION CLASSES(DAYS) --- 0.5---	1 ---	2 ---	3 ---	4 ---	5 ---	6 ---	7 ---	10 ---	TOTAL
0.5 M	15.0	6.1	5.8	2.7	1.3	0.	0.	0.2	0.2	0.	31.4
1.0 M	14.1	4.9	4.0	3.8	3.1	1.6	1.1	0.2	1.3	0.2	34.5
1.5 M	8.3	2.5	1.3	0.9	2.2	1.6	0.9	0.7	2.9	1.3	22.6
2.0 M	5.6	1.6	1.8	1.3	0.7	2.0	0.7	0.	1.1	2.7	17.5
3.0 M	1.8	0.4	0.2	0.	0.4	0.	0.2	0.	0.7	2.2	6.1
4.0 M	0.2	0.	0.	0.	0.2	0.	0.	0.	0.	1.6	2.0
5.0 M	0.	0.	0.	0.	0.2	0.	0.	0.	0.	1.6	1.8

超過

WAVE DURATION DISTRIBUTION (SPRING / OBS.PERIOD= 4.46 YEARS) TOTTORI

WAVE CLASSES (MORE THAN)	DURATION CLASSES HOURS --- 6	--- 12	--- 18	DAYS --- 1	--- 1.5---	2 ---	3 ---	4 ---	5 ---	TOTAL
1.0 M	14.8	6.3	2.5	1.6	1.8	2.0	2.5	2.0	0.2	0.2	33.9
2.0 M	9.4	2.0	1.3	0.4	1.6	0.7	0.7	0.	0.	0.	16.1
3.0 M	3.8	0.2	0.2	0.	0.4	0.	0.	0.	0.	0.	4.7
4.0 M	0.2	0.2	0.	0.2	0.	0.	0.	0.	0.	0.	0.7
5.0 M	0.4	0.	0.	0.	0.	0.	0.	0.	0.	0.	0.4
6.0 M	0.	0.	0.	0.	0.	0.	0.	0.	0.	0.	0.
7.0 M	0.	0.	0.	0.	0.	0.	0.	0.	0.	0.	0.

付表－3.20 c　鳥取港　波浪階級別継続時間頻度表（夏季）

未超過

WAVE DURATION DISTRIBUTION (SUMMER , OBS.PERIOD= 4.99 YEARS) TOTTORI

WAVE CLASSES (LESS THAN)	DURATION CLASSES(DAYS) 0.5	1	2	3	4	5	6	7	10	TOTAL
0.5 M	19.8	5.6	5.0	4.4	1.6	1.6	0.8	0.4	0.6	0.2	40.1
1.0 M	9.6	2.0	3.2	1.0	0.6	0.8	0.4	0.8	1.6	2.4	22.4
1.5 M	2.2	0.6	0.4	0.4	0.4	0.2	0.2	0.6	0.4	3.0	8.4
2.0 M	0.4	0.	0.2	0.	0.	0.	0.	0.	0.4	2.4	3.4
3.0 M	0.	0.	0.	0.	0.	0.	0.	0.	0.	1.0	1.0
4.0 M	0.	0.	0.	0.	0.	0.	0.	0.	0.	1.0	1.0
5.0 M	0.	0.	0.	0.	0.	0.	0.	0.	0.	1.0	1.0

超過

WAVE DURATION DISTRIBUTION (SUMMER , OBS.PERIOD= 4.99 YEARS) TOTTORI

WAVE CLASSES (MORE THAN)	DURATION CLASSES HOURS 6	12	18	DAYS 1	1.5	2	3	4	5	TOTAL
1.0 M	13.4	3.4	0.8	1.2	0.8	0.8	0.8	0.2	0.	0.2	21.6
2.0 M	1.8	0.2	0.2	0.	0.	0.2	0.	0.	0.	0.	2.4
3.0 M	0.	0.	0.	0.	0.	0.	0.	0.	0.	0.	0.
4.0 M	0.	0.	0.	0.	0.	0.	0.	0.	0.	0.	0.
5.0 M	0.	0.	0.	0.	0.	0.	0.	0.	0.	0.	0.
6.0 M	0.	0.	0.	0.	0.	0.	0.	0.	0.	0.	0.
7.0 M	0.	0.	0.	0.	0.	0.	0.	0.	0.	0.	0.

付表－3.20 d　鳥取港　波浪階級別継続時間頻度表（秋季）

未超過

WAVE DURATION DISTRIBUTION (AUTUMN , OBS.PERIOD= 5.59 YEARS) TOTTORI

WAVE CLASSES (LESS THAN)	DURATION CLASSES(DAYS) 0.5	1	2	3	4	5	6	7	10	TOTAL
0.5 M	14.0	5.0	5.4	1.6	0.5	0.2	0.	0.4	0.	0.	27.0
1.0 M	13.8	4.8	4.3	4.5	2.1	0.9	0.7	0.2	0.9	0.	32.2
1.5 M	11.8	2.7	4.1	3.0	2.9	1.8	1.4	0.4	1.4	0.5	30.1
2.0 M	10.0	2.1	3.0	2.5	2.1	2.0	1.1	0.5	1.6	1.4	26.5
3.0 M	2.9	0.4	0.5	0.7	1.1	1.1	0.2	0.	0.7	3.2	10.7
4.0 M	0.7	0.	0.2	0.2	0.	0.2	0.2	0.	0.	3.0	4.5
5.0 M	0.	0.	0.	0.2	0.	0.	0.	0.2	0.	1.4	1.8

超過

WAVE DURATION DISTRIBUTION (AUTUMN , OBS.PERIOD= 5.59 YEARS) TOTTORI

WAVE CLASSES (MORE THAN)	DURATION CLASSES HOURS 6	12	18	DAYS 1	1.5	2	3	4	5	TOTAL
1.0 M	10.9	3.9	2.0	1.6	2.3	3.2	4.3	1.8	0.9	1.1	32.0
2.0 M	12.0	5.5	2.0	1.1	1.6	1.4	1.3	0.	0.	0.	24.9
3.0 M	6.1	0.9	0.7	1.3	0.4	0.	0.	0.	0.	0.	9.3
4.0 M	2.5	0.4	0.	0.	0.	0.	0.	0.	0.	0.	2.9
5.0 M	0.2	0.	0.	0.	0.	0.	0.	0.	0.	0.	0.2
6.0 M	0.2	0.	0.	0.	0.	0.	0.	0.	0.	0.	0.2
7.0 M	0.	0.	0.	0.	0.	0.	0.	0.	0.	0.	0.

付表－3.20 e　鳥取港　波浪階級別継続時間頻度表（通年）

未超過

WAVE DURATION DISTRIBUTION (YEARS OBS.PERIOD= 4.92 YEARS) TOTTORI

WAVE CLASSES (LESS THAN)	DURATION CLASSES(DAYS) --- 0.5---	1 ---	2 ---	3 ---	4 ---	5 ---	6 ---	7 ---	10 ---	TOTAL
0.5 M	55.1	16.5	17.1	9.3	3.5	1.8	0.8	0.8	1.0	0.2	106.1
1.0 M	51.2	15.9	16.9	10.0	6.3	3.3	2.4	1.0	3.9	2.8	113.6
1.5 M	40.7	11.8	14.0	6.9	5.9	4.3	2.8	1.8	4.5	4.9	97.6
2.0 M	32.1	8.1	11.4	8.3	5.1	5.1	2.6	0.8	3.0	6.7	83.3
3.0 M	15.9	2.8	2.2	3.5	3.5	2.2	1.6	0.2	3.7	6.7	42.3
4.0 M	5.7	0.2	0.8	0.4	0.4	0.4	0.2	0.	0.2	6.3	14.6
5.0 M	0.4	0.	0.	0.	0.2	0.	0.	0.	0.	3.5	4.1

超過

WAVE DURATION DISTRIBUTION (YEARS OBS.PERIOD= 4.92 YEARS) TOTTORI

WAVE CLASSES (MORE THAN)	DURATION CLASSES HOURS --- 6	--- 12	--- 18	--- 1	DAYS --- 1.5---	2 ---	3 ---	4 ---	5 ---	TOTAL
1.0 M	47.2	15.9	5.7	4.9	6.3	7.7	10.2	7.1	2.8	6.3	114.0
2.0 M	37.2	15.0	7.1	3.5	8.3	4.9	2.6	1.6	0.6	0.6	81.5
3.0 M	26.8	5.7	2.6	2.2	1.6	0.4	0.8	0.2	0.	0.	40.4
4.0 M	9.8	1.8	0.2	0.6	0.	0.	0.	0.	0.	0.	12.4
5.0 M	1.6	0.2	0.	0.	0.	0.	0.	0.	0.	0.	1.8
6.0 M	0.4	0.	0.	0.	0.	0.	0.	0.	0.	0.	0.4
7.0 M	0.2	0.	0.	0.	0.	0.	0.	0.	0.	0.	0.2

付表－3.21 a　浜田港　波浪階級別継続時間頻度表（冬季）

未超過

WAVE DURATION DISTRIBUTION (WINTER　OBS.PERIOD= 7.80 YEARS)　HAMADA

WAVE CLASSES (LESS THAN)	DURATION CLASSES (DAYS) 0.5	1	2	3	4	5	6	7	10	TOTAL
0.5 M	5.6	1.4	0.8	0.	0.	0.	0.	0.	0.	7.8
1.0 M	14.0	4.7	4.0	1.9	0.4	0.	0.	0.	0.	25.0
1.5 M	19.6	5.0	7.6	3.1	1.3	1.0	0.	0.3	0.1	0.	37.9
2.0 M	23.3	5.4	6.0	4.5	2.4	1.4	0.5	0.6	0.5	0.3	45.0
3.0 M	11.4	2.3	2.4	2.9	2.2	1.4	1.2	0.6	2.3	1.5	28.3
4.0 M	4.4	1.0	1.0	0.1	0.5	0.4	0.4	0.5	1.5	3.2	13.1
5.0 M	0.9	0.1	0.1	0.1	0.1	0.1	0.	0.1	0.5	2.7	4.9

超過

WAVE DURATION DISTRIBUTION (WINTER　OBS.PERIOD= 7.80 YEARS)　HAMADA

WAVE CLASSES (MORE THAN)	DURATION CLASSES HOURS 6	12	18	DAYS 1	1.5	2	3	4	5	TOTAL
1.0 M	6.5	2.2	1.2	0.8	1.9	2.2	2.7	1.8	1.2	5.6	26.0
2.0 M	17.6	8.1	4.1	2.3	4.4	1.5	2.2	2.2	0.5	0.8	43.6
3.0 M	14.5	5.1	2.3	1.9	1.4	0.6	0.6	0.3	0.	0.	26.8
4.0 M	7.8	2.4	0.9	0.1	0.1	0.1	0.	0.	0.	0.	11.5
5.0 M	2.6	0.4	0.	0.	0.	0.	0.	0.	0.	0.	2.9
6.0 M	0.4	0.	0.	0.	0.	0.	0.	0.	0.	0.	0.4
7.0 M	0.1	0.	0.	0.	0.	0.	0.	0.	0.	0.	0.1

付表－3.21 b　浜田港　波浪階級別継続時間頻度表（春季）

未超過

WAVE DURATION DISTRIBUTION (SPRING　OBS.PERIOD= 8.64 YEARS)　HAMADA

WAVE CLASSES (LESS THAN)	DURATION CLASSES (DAYS) 0.5	1	2	3	4	5	6	7	10	TOTAL
0.5 M	18.4	5.4	4.6	2.0	1.3	0.7	0.1	0.1	0.	0.	32.6
1.0 M	16.2	3.9	5.8	3.7	2.2	1.5	0.8	0.9	0.7	0.2	36.0
1.5 M	10.5	2.8	3.1	2.7	2.3	1.7	0.9	1.2	2.1	0.7	28.0
2.0 M	6.4	1.7	2.8	1.2	1.0	1.5	0.5	0.8	1.6	2.7	20.1
3.0 M	2.8	0.6	1.2	0.6	0.3	0.7	0.3	0.5	0.6	2.5	10.1
4.0 M	0.6	0.1	0.2	0.2	0.2	0.	0.	0.	0.6	2.3	4.3
5.0 M	0.2	0.1	0.2	0.	0.1	0.	0.	0.	0.5	2.1	3.2

超過

WAVE DURATION DISTRIBUTION (SPRING　OBS.PERIOD= 8.64 YEARS)　HAMADA

WAVE CLASSES (MORE THAN)	DURATION CLASSES HOURS 6	12	18	DAYS 1	1.5	2	3	4	5	TOTAL
1.0 M	12.5	5.7	3.4	2.0	3.1	2.8	2.9	1.5	0.3	0.8	35.0
2.0 M	9.8	2.8	1.7	1.2	1.2	1.3	0.1	0.2	0.	0.	18.3
3.0 M	5.0	2.0	0.3	0.2	0.2	0.	0.	0.	0.	0.	7.8
4.0 M	1.3	0.2	0.1	0.	0.	0.	0.	0.	0.	0.	1.6
5.0 M	0.3	0.1	0.	0.	0.	0.	0.	0.	0.	0.	0.5
6.0 M	0.1	0.	0.	0.	0.	0.	0.	0.	0.	0.	0.1
7.0 M	0.	0.	0.	0.	0.	0.	0.	0.	0.	0.	0.

付表－3.21 c　浜田港　波浪階級別継続時間頻度表（夏季）

未超過

WAVE DURATION DISTRIBUTION (SUMMER , OBS.PERIOD= 7.45 YEARS) HAMADA

WAVE CLASSES (LESS THAN)	DURATION CLASSES(DAYS) --- 0.5---	1 ---	2 ---	3 ---	4 ---	5 ---	6 ---	7 ---	10 ---	TOTAL
0.5 M	20.1	5.8	5.4	2.1	2.1	1.6	0.7	0.5	0.5	0.3	39.2
1.0 M	8.9	2.0	3.0	1.9	0.8	1.6	0.9	0.8	1.3	2.1	23.4
1.5 M	5.4	0.3	0.9	0.9	0.5	0.7	0.1	0.9	0.5	2.7	13.0
2.0 M	0.9	0.3	0.4	0.1	0.5	0.1	0.1	0.3	0.7	2.0	5.5
3.0 M	0.3	0.	0.3	0.	0.	0.	0.	0.1	0.3	1.9	2.8
4.0 M	0.3	0.	0.3	0.	0.	0.	0.	0.1	0.1	1.9	2.7
5.0 M	0.3	0..	0.3	0.	0.	0.	0.	0.1	0.1	1.9	2.7

超過

WAVE DURATION DISTRIBUTION (SUMMER , OBS.PERIOD= 7.45 YEARS) HAMADA

WAVE CLASSES (MORE THAN)	DURATION CLASSES HOURS --- 6	--- 12	--- 18	--- 1	DAYS --- 1.5---	2 ---	3 ---	4 ---	5 ---	TOTAL
1.0 M	12.3	3.4	2.0	1.3	1.7	0.5	0.7	0.7	0.1	0.1	23.0
2.0 M	2.0	0.5	0.1	0.1	0.1	0.	0.	0.	0.	0.	3.0
3.0 M	0.1	0.	0.	0.	0.	0.	0.	0.	0.	0.	0.1
4.0 M	0.	0.	0.	0.	0.	0.	0.	0.	0.	0.	0.
5.0 M	0.	0.	0.	0.	0.	0.	0.	0.	0.	0.	0.
6.0 M	0.	0.	0.	0.	0.	0.	0.	0.	0.	0.	0.
7.0 M	0.	0.	0.	0.	0.	0.	0.	0.	0.	0.	0.

付表－3.21 d　浜田港　波浪階級別継続時間頻度表（秋季）

未超過

WAVE DURATION DISTRIBUTION (AUTUMN , OBS.PERIOD= 7.80 YEARS) HAMADA

WAVE CLASSES (LESS THAN)	DURATION CLASSES(DAYS) --- 0.5---	1 ---	2 ---	3 ---	4 ---	5 ---	6 ---	7 ---	10 ---	TOTAL
0.5 M	14.5	5.8	4.0	1.7	0.6	0.1	0.	0.	0.	0.	26.7
1.0 M	15.3	4.7	6.9	4.2	1.7	1.7	0.3	0.4	0.3	0.1	35.5
1.5 M	15.0	2.8	6.0	3.3	3.3	1.4	1.0	0.6	1.2	0.4	35.1
2.0 M	7.3	1.9	2.2	3.8	1.2	1.7	1.4	0.8	1.5	1.4	23.2
3.0 M	2.8	0.4	0.6	0.5	0.8	0.6	0.6	0.5	0.8	2.8	10.5
4.0 M	1.0	0.1	0.1	0.1	0.5	0.3	0.1	0.	0.4	2.9	5.6
5.0 M	0.1	0.1	0.	0.	0.3	0.3	0.1	0.	0.1	2.2	3.2

超過

WAVE DURATION DISTRIBUTION (AUTUMN , OBS.PERIOD= 7.80 YEARS) HAMADA

WAVE CLASSES (MORE THAN)	DURATION CLASSES HOURS --- 6	--- 12	--- 18	--- 1	DAYS --- 1.5---	2 ---	3 ---	4 ---	5 ---	TOTAL
1.0 M	12.3	2.7	1.9	2.4	4.6	3.7	4.1	2.1	0.6	0.9	35.4
2.0 M	10.3	3.1	2.2	1.8	1.7	1.3	0.9	0.	0.1	0.	21.3
3.0 M	5.0	0.9	0.8	0.9	0.4	0.4	0.	0.	0.	0.	8.3
4.0 M	2.1	0.9	0.	0.	0.	0.1	0.	0.	0.	0.	3.1
5.0 M	0.6	0.1	0.	0.	0.	0.	0.	0.	0.	0.	0.8
6.0 M	0.	0.	0.	0.	0.	0.	0.	0.	0.	0.	0.
7.0 M	0.	0.	0.	0.	0.	0.	0.	0.	0.	0.	0.

付表－3.21 e　浜田港　波浪階級別継続時間頻度表（通年）

未超過

WAVE DURATION DISTRIBUTION (YEARS , OBS.PERIOD= 8.00 YEARS) HAMADA

WAVE CLASSES (LESS THAN)	DURATION CLASSES(DAYS) --- 0.5---	1 ---	2 ---	3 ---	4 ---	5 ---	6 ---	7 ---	10 ---	TOTAL
0.5 M	57.8	17.9	14.3	5.6	3.9	2.6	0.9	0.6	0.5	0.3	104.3
1.0 M	53.4	15.3	19.0	11.8	5.0	4.6	1.9	1.9	2.0	2.8	117.5
1.5 M	49.5	10.6	16.9	9.6	7.3	4.6	2.3	2.8	3.5	4.0	111.0
2.0 M	36.8	8.6	10.9	8.9	5.0	4.5	2.3	2.6	4.0	6.1	89.6
3.0 M	16.6	3.0	3.5	3.9	3.0	2.8	1.8	1.4	3.6	8.0	47.5
4.0 M	5.8	1.0	1.4	0.4	0.9	0.8	0.5	0.5	2.1	8.1	21.4
5.0 M	1.0	0.3	0.6	0.	0.3	0.4	0.1	0.3	0.9	6.0	9.8

超過

WAVE DURATION DISTRIBUTION (YEARS , OBS.PERIOD= 8.00 YEARS) HAMADA

WAVE CLASSES (MORE THAN)	DURATION CLASSES HOURS --- 6	--- 12	--- 18	---	DAYS 1 --- 1.5---	2 ---	3 ---	4 ---	5 ---	TOTAL
1.0 M	43.1	13.5	8.3	6.3	11.1	8.8	10.3	6.0	2.3	7.8	117.3
2.0 M	39.6	14.1	8.0	5.3	7.1	4.4	3.1	2.4	0.6	0.8	85.4
3.0 M	24.5	7.8	3.3	3.0	2.1	1.0	0.6	0.3	0.	0.	42.5
4.0 M	10.9	3.4	1.1	0.1	0.1	0.3	0.	0.	0.	0.	15.9
5.0 M	3.5	0.6	0.	0.	0.	0.	0.	0.	0.	0.	4.1
6.0 M	0.5	0.	0.	0.	0.	0.	0.	0.	0.	0.	0.5
7.0 M	0.1	0.	0.	0.	0.	0.	0.	0.	0.	0.	0.1

付表－3.22 a　神戸港　波浪階級別継続時間頻度表（冬季）

未超過

WAVE DURATION DISTRIBUTION (WINTER OBS.PERIOD= 9.27 YEARS) KOOBE

WAVE CLASSES (LESS THAN)	DURATION CLASSES(DAYS) 0.5	1	2	3	4	5	6	7	10	TOTAL
0.5 M	19.2	5.6	6.8	2.2	1.9	2.3	1.3	0.9	1.2	0.8	42.1
1.0 M	4.2	2.2	1.0	0.8	0.9	0.8	1.0	0.9	1.9	2.5	16.0
1.5 M	1.0	0.3	0.3	0.1	0.2	0.2	0.4	0.4	0.9	2.9	6.8
2.0 M	0.5	0.1	0.2	0.	0.2	0.	0.5	0.3	0.3	2.9	5.2
3.0 M	0.5	0.1	0.2	0.	0.2	0.	0.5	0.3	0.3	2.7	5.0
4.0 M	0.5	0.1	0.2	0.	0.2	0.	0.5	0.3	0.3	2.7	5.0
5.0 M	0.5	0.1.	0.2	0.	0.2	0.	0.5	0.3	0.3	2.7	5.0

超過

WAVE DURATION DISTRIBUTION (WINTER OBS.PERIOD= 9.27 YEARS) KOOBE

WAVE CLASSES (MORE THAN)	DURATION CLASSES HOURS 6	12	18	DAYS 1	1.5	2	3	4	5	TOTAL
1.0 M	9.7	1.3	0.3	0.1	0.	0.1	0.1	0.	0.	0.	11.7
2.0 M	0.2	0.	0.	0.	0.	0.	0.	0.	0.	0.	0.2
3.0 M	0.	0.	0.	0.	0.	0.	0.	0.	0.	0.	0.
4.0 M	0.	0.	0.	0.	0.	0.	0.	0.	0.	0.	0.
5.0 M	0.	0.	0.	0.	0.	0.	0.	0.	0.	0.	0.
6.0 M	0.	0.	0.	0.	0.	0.	0.	0.	0.	0.	0.
7.0 M	0.	0.	0.	0.	0.	0.	0.	0.	0.	0.	0.

付表－3.22 b　神戸港　波浪階級別継続時間頻度表（春季）

未超過

WAVE DURATION DISTRIBUTION (SPRING OBS.PERIOD=10.52 YEARS) KOOBE

WAVE CLASSES (LESS THAN)	DURATION CLASSES(DAYS) 0.5	1	2	3	4	5	6	7	10	TOTAL
0.5 M	7.8	5.7	5.8	4.0	2.7	1.5	1.4	1.0	1.8	1.0	32.8
1.0 M	2.2	0.2	0.5	0.8	0.4	0.3	0.2	0.5	0.6	3.6	9.1
1.5 M	0.9	0.1	0.2	0.4	0.1	0.1	0.3	0.2	0.4	2.9	5.4
2.0 M	0.6	0.1	0.1	0.1	0.	0.1	0.3	0.1	0.3	2.4	4.0
3.0 M	0.6	0.1	0.1	0.1	0.	0.	0.2	0.1	0.2	2.0	3.3
4.0 M	0.6	0.1	0.1	0.1	0.	0.	0.2	0.1	0.2	2.0	3.3
5.0 M	0.6	0.1	0.1	0.1	0.	0.	0.2	0.1	0.2	2.0	3.3

超過

WAVE DURATION DISTRIBUTION (SPRING OBS.PERIOD=10.52 YEARS) KOOBE

WAVE CLASSES (MORE THAN)	DURATION CLASSES HOURS 6	12	18	DAYS 1	1.5	2	3	4	5	TOTAL
1.0 M	3.6	1.7	0.7	0.	0.	0.	0.	0.	0.	0.	6.0
2.0 M	0.5	0.2	0.	0.	0.	0.	0.	0.	0.	0.	0.7
3.0 M	0.	0.	0.	0.	0.	0.	0.	0.	0.	0.	0.
4.0 M	0.	0.	0.	0.	0.	0.	0.	0.	0.	0.	0.
5.0 M	0.	0.	0.	0.	0.	0.	0.	0.	0.	0.	0.
6.0 M	0.	0.	0.	0.	0.	0.	0.	0.	0.	0.	0.
7.0 M	0.	0.	0.	0.	0.	0.	0.	0.	0.	0.	0.

付表－3.22 c　神戸港　波浪階級別継続時間頻度表（夏季）

未超過

WAVE DURATION DISTRIBUTION (SUMMER OBS.PERIOD=10.82 YEARS) KOOBE

WAVE CLASSES (LESS THAN)	DURATION CLASSES (DAYS) 0.5	1	2	3	4	5	6	7	10	TOTAL
0.5 M	14.4	13.9	6.9	3.5	2.6	1.6	0.8	0.6	0.8	1.0	46.2
1.0 M	2.0	0.2	1.1	0.6	0.6	0.6	0.4	0.4	0.7	3.1	9.7
1.5 M	1.5	0.1	1.1	0.2	0.	0.3	0.	0.1	0.5	3.1	6.8
2.0 M	0.9	0.1	1.1	0.2	0.	0.	0.	0.1	0.3	2.7	5.4
3.0 M	0.9	0.1	1.0	0.2	0.	0.	0.	0.	0.3	2.5	5.0
4.0 M	0.9	0.1	1.0	0.2	0.	0.	0.	0.	0.3	2.5	5.0
5.0 M	0.9	0.1	1.0	0.2	0.	0.	0.	0.	0.3	2.5	5.0

超過

WAVE DURATION DISTRIBUTION (SUMMER OBS.PERIOD=10.82 YEARS) KOOBE

WAVE CLASSES (MORE THAN)	DURATION CLASSES HOURS 6	12	18	DAYS 1	1.5	2	3	4	5	TOTAL
1.0 M	3.4	0.4	0.7	0.4	0.	0.	0.	0.	0.	0.	4.9
2.0 M	0.4	0.1	0.	0.	0.	0.	0.	0.	0.	0.	0.5
3.0 M	0.	0.	0.	0.	0.	0.	0.	0.	0.	0.	0.
4.0 M	0.	0.	0.	0.	0.	0.	0.	0.	0.	0.	0.
5.0 M	0.	0.	0.	0.	0.	0.	0.	0.	0.	0.	0.
6.0 M	0.	0.	0.	0.	0.	0.	0.	0.	0.	0.	0.
7.0 M	0.	0.	0.	0.	0.	0.	0.	0.	0.	0.	0.

付表－3.22 d　神戸港　波浪階級別継続時間頻度表（秋季）

未超過

WAVE DURATION DISTRIBUTION (AUTUMN OBS.PERIOD=10.13 YEARS) KOOBE

WAVE CLASSES (LESS THAN)	DURATION CLASSES (DAYS) 0.5	1	2	3	4	5	6	7	10	TOTAL
0.5 M	7.9	3.1	2.4	2.3	2.6	0.8	1.1	0.8	1.5	2.3	24.6
1.0 M	2.6	0.3	0.5	1.0	0.3	0.3	0.4	0.2	1.0	3.1	9.6
1.5 M	1.2	0.2	0.2	0.7	0.2	0.	0.	0.1	0.3	2.8	5.6
2.0 M	0.9	0.3	0.2	0.7	0.2	0.	0.	0.1	0.3	2.5	5.1
3.0 M	0.8	0.1	0.2	0.7	0.1	0.	0.	0.1	0.2	2.2	4.3
4.0 M	0.8	0.1	0.2	0.7	0.1	0.	0.	0.1	0.2	2.2	4.3
5.0 M	0.8	0.1	0.2	0.7	0.1	0.	0.	0.1	0.2	2.2	4.3

超過

WAVE DURATION DISTRIBUTION (AUTUMN OBS.PERIOD=10.13 YEARS) KOOBE

WAVE CLASSES (MORE THAN)	DURATION CLASSES HOURS 6	12	18	DAYS 1	1.5	2	3	4	5	TOTAL
1.0 M	4.6	0.4	0.4	0.	0.	0.1	0.	0.	0.	0.	5.5
2.0 M	0.6	0.1	0.	0.	0.	0.	0.	0.	0.	0.	0.7
3.0 M	0.	0.	0.	0.	0.	0.	0.	0.	0.	0.	0.
4.0 M	0.	0.	0.	0.	0.	0.	0.	0.	0.	0.	0.
5.0 M	0.	0.	0.	0.	0.	0.	0.	0.	0.	0.	0.
6.0 M	0.	0.	0.	0.	0.	0.	0.	0.	0.	0.	0.
7.0 M	0.	0.	0.	0.	0.	0.	0.	0.	0.	0.	0.

付表－3.22 e　神戸港　波浪階級別継続時間頻度表（通年）

未超過

WAVE DURATION DISTRIBUTION (YEARS / OBS.PERIOD=10.27 YEARS) KOOBE

WAVE CLASSES (LESS THAN)	DURATION CLASSES(DAYS) --- 0.5---	1 ---	2 ---	3 ---	4 ---	5 ---	6 ---	7 ---	10 ---	TOTAL
0.5 M	46.9	28.0	20.4	11.5	9.7	5.6	4.4	3.4	5.6	5.3	140.7
1.0 M	10.2	2.3	2.3	2.8	1.7	1.3	1.5	1.4	4.0	11.8	39.2
1.5 M	4.1	0.7	1.4	1.2	0.3	0.4	0.4	0.5	1.8	9.5	20.2
2.0 M	2.6	0.6	1.2	0.9	0.2	0.1	0.5	0.3	1.1	7.8	15.2
3.0 M	2.5	0.4	1.1	0.9	0.2	0.	0.5	0.2	0.9	6.5	13.1
4.0 M	2.5	0.4	1.1	0.9	0.2	0.	0.5	0.2	0.9	6.5	13.1
5.0 M	2.5	0.4	1.1	0.9	0.2	0.	0.5	0.2	0.9	6.5	13.1

超過

WAVE DURATION DISTRIBUTION (YEARS / OBS.PERIOD=10.27 YEARS) KOOBE

WAVE CLASSES (MORE THAN)	DURATION CLASSES HOURS --- 6	--- 12	--- 18	--- 1	DAYS --- 1.5---	2 ---	3 ---	4 ---	5 ---	TOTAL
1.0 M	20.6	3.7	2.1	0.5	0.	0.2	0.1	0.	0.	0.	27.3
2.0 M	1.7	0.4	0.	0.	0.	0.	0.	0.	0.	0.	2.0
3.0 M	0.	0.	0.	0.	0.	0.	0.	0.	0.	0.	0.
4.0 M	0.	0.	0.	0.	0.	0.	0.	0.	0.	0.	0.
5.0 M	0.	0.	0.	0.	0.	0.	0.	0.	0.	0.	0.
6.0 M	0.	0.	0.	0.	0.	0.	0.	0.	0.	0.	0.
7.0 M	0.	0.	0.	0.	0.	0.	0.	0.	0.	0.	0.

付表－3.23 a　油津港　波浪階級別継続時間頻度表（冬季）

未超過

WAVE DURATION DISTRIBUTION (WINTER , OBS.PERIOD= 7.52 YEARS) ABURATSU

WAVE CLASSES (LESS THAN)	DURATION CLASSES(DAYS) 0.5	1	2	3	4	5	6	7	10	TOTAL
0.5 M	26.5	6.9	4.0	2.4	0.5	0.4	0.	0.	0.	40.7
1.0 M	15.6	3.1	3.1	2.1	0.8	1.7	0.5	1.1	1.1	1.9	30.9
1.5 M	3.2	0.4	0.7	0.5	0.4	0.7	0.7	0.9	0.4	2.9	10.8
2.0 M	2.1	0.1	0.1	0.3	0.4	0.1	0.4	0.4	0.4	2.1	6.5
3.0 M	0.4	0.	0.	0.1	0.	0.1	0.	0.	0.	1.6	2.3
4.0 M	0.	0.	0.	0.	0.	0.	0.	0.	0.	1.3	1.3
5.0 M	0.	0.	0.	0.	0.	0.	0.	0.	0.	1.2	1.2

超過

WAVE DURATION DISTRIBUTION (WINTER , OBS.PERIOD= 7.52 YEARS) ABURATSU

WAVE CLASSES (MORE THAN)	DURATION CLASSES HOURS 6	12	18	DAYS 1	1.5	2	3	4	5	TOTAL
1.0 M	16.2	4.7	2.0	2.3	1.6	1.1	0.5	1.1	0.3	0.1	29.8
2.0 M	4.0	0.7	0.3	0.	0.5	0.1	0.	0.	0.	0.	5.6
3.0 M	0.9	0.1	0.	0.	0.	0.	0.	0.	0.	0.	1.1
4.0 M	0.1	0.	0.	0.	0.	0.	0.	0.	0.	0.	0.1
5.0 M	0.	0.	0.	0.	0.	0.	0.	0.	0.	0.	0.
6.0 M	0.	0.	0.	0.	0.	0.	0.	0.	0.	0.	0.
7.0 M	0.	0.	0.	0.	0.	0.	0.	0.	0.	0.	0.

付表－3.23 b　油津港　波浪階級別継続時間頻度表（春季）

未超過

WAVE DURATION DISTRIBUTION (SPRING , OBS.PERIOD= 7.69 YEARS) ABURATSU

WAVE CLASSES (LESS THAN)	DURATION CLASSES(DAYS) 0.5	1	2	3	4	5	6	7	10	TOTAL
0.5 M	13.9	2.0	2.3	0.8	0.	0.	0.	0.	0.	0.	19.0
1.0 M	19.0	4.6	5.2	3.0	2.0	1.2	1.3	0.4	0.4	0.3	37.2
1.5 M	10.0	2.6	3.5	2.6	2.0	1.2	1.8	1.3	1.4	1.0	27.4
2.0 M	5.5	0.5	1.2	0.9	1.6	0.3	1.2	1.2	1.4	2.7	16.4
3.0 M	0.5	0.1	0.3	0.1	0.3	0.	0.	0.1	0.3	2.9	4.6
4.0 M	0.1	0.	0.	0.	0.	0.	0.	0.	0.1	1.4	1.7
5.0 M	0.	0.	0.	0.	0.	0.	0.	0.	0.	1.0	1.0

超過

WAVE DURATION DISTRIBUTION (SPRING , OBS.PERIOD= 7.69 YEARS) ABURATSU

WAVE CLASSES (MORE THAN)	DURATION CLASSES HOURS 6	12	18	DAYS 1	1.5	2	3	4	5	TOTAL
1.0 M	15.0	4.9	2.6	2.0	3.0	2.3	2.3	1.6	1.4	1.3	36.4
2.0 M	9.0	3.0	0.5	0.7	1.6	0.5	0.3	0.1	0.	0.	15.6
3.0 M	2.3	0.9	0.1	0.	0.1	0.	0.	0.	0.	0.	3.5
4.0 M	0.7	0.	0.	0.	0.	0.	0.	0.	0.	0.	0.7
5.0 M	0.	0.	0.	0.	0.	0.	0.	0.	0.	0.	0.
6.0 M	0.	0.	0.	0.	0.	0.	0.	0.	0.	0.	0.
7.0 M	0.	0.	0.	0.	0.	0.	0.	0.	0.	0.	0.

付表－3.23 c　油津港　波浪階級別継続時間頻度表（夏季）

未超過

WAVE DURATION DISTRIBUTION (SUMMER OBS.PERIOD= 7.55 YEARS) ABURATSU

WAVE CLASSES (LESS THAN)	DURATION CLASSES(DAYS) 0.5	1	2	3	4	5	6	7	10	TOTAL
0.5 M	21.9	2.8	2.0	0.4	0.1	0.	0.	0.1	0.1	0.	27.4
1.0 M	19.6	2.4	2.9	2.3	1.6	0.7	0.5	0.8	1.2	1.1	33.0
1.5 M	10.3	1.3	1.1	0.9	0.8	0.8	0.8	0.5	0.8	2.3	19.6
2.0 M	5.2	0.4	0.1	0.8	0.8	0.1	0.1	0.4	0.5	2.4	10.9
3.0 M	1.7	0.3	0.1	0.	0.	0.3	0.	0.	0.5	2.3	5.2
4.0 M	0.8	0.	0.	0.	0.	0.	0.	0.	0.	1.9	2.6
5.0 M	0.5	0.	0.	0.	0.	0.	0.	0.	0.	1.9	2.4

超過

WAVE DURATION DISTRIBUTION (SUMMER OBS.PERIOD= 7.55 YEARS) ABURATSU

WAVE CLASSES (MORE THAN)	DURATION CLASSES HOURS 6	12	18	DAYS 1	1.5	2	3	4	5	TOTAL
1.0 M	20.0	3.6	1.6	1.3	1.3	1.1	1.1	0.9	0.8	1.7	33.4
2.0 M	4.2	1.6	0.9	1.1	0.5	0.5	0.4	0.3	0.1	0.	9.7
3.0 M	2.6	0.5	0.1	0.1	0.3	0.1	0.1	0.	0.	0.	4.0
4.0 M	0.8	0.1	0.1	0.3	0.1	0.	0.	0.	0.	0.	1.5
5.0 M	0.8	0.4	0.	0.	0.	0.	0.	0.	0.	0.	1.2
6.0 M	0.4	0.	0.	0.	0.	0.	0.	0.	0.	0.	0.4
7.0 M	0.	0.	0.	0.	0.	0.	0.	0.	0.	0.	0.

付表－3.23 d　油津港　波浪階級別継続時間頻度表（秋季）

未超過

WAVE DURATION DISTRIBUTION (AUTUMN OBS.PERIOD= 7.08 YEARS) ABURATSU

WAVE CLASSES (LESS THAN)	DURATION CLASSES(DAYS) 0.5	1	2	3	4	5	6	7	10	TOTAL
0.5 M	11.2	1.8	1.3	0.6	0.3	0.	0.	0.	0.	0.	15.1
1.0 M	17.9	2.8	3.1	2.1	1.6	0.7	0.3	0.4	1.0	0.3	30.2
1.5 M	18.8	2.0	2.3	1.8	2.0	1.4	0.6	0.6	1.0	1.6	31.9
2.0 M	11.3	1.4	1.4	1.1	1.3	1.3	0.6	0.4	1.6	2.4	22.7
3.0 M	4.4	0.3	0.4	0.1	0.1	0.1	0.1	0.1	1.0	2.7	9.5
4.0 M	1.8	0.1	0.	0.1	0.	0.	0.	0.	0.4	2.7	5.2
5.0 M	0.1	0.	0.	0.	0.	0.	0.	0.	0.3	1.8	2.3

超過

WAVE DURATION DISTRIBUTION (AUTUMN OBS.PERIOD= 7.08 YEARS) ABURATSU

WAVE CLASSES (MORE THAN)	DURATION CLASSES HOURS 6	12	18	DAYS 1	1.5	2	3	4	5	TOTAL
1.0 M	14.4	3.2	1.3	1.3	1.3	0.7	1.6	1.4	1.4	2.8	29.4
2.0 M	13.6	2.8	1.8	0.7	0.6	0.6	0.8	0.8	0.3	0.1	22.2
3.0 M	4.9	0.8	0.6	0.4	0.4	0.3	0.3	0.3	0.	0.	8.1
4.0 M	2.7	0.4	0.3	0.1	0.3	0.1	0.	0.	0.	0.	4.0
5.0 M	0.3	0.1	0.3	0.1	0.	0.	0.	0.	0.	0.	0.8
6.0 M	0.7	0.	0.1	0.	0.	0.	0.	0.	0.	0.	0.8
7.0 M	0.	0.1	0.	0.	0.	0.	0.	0.	0.	0.	0.1

付表－3.23 e　油津港　波浪階級別継続時間頻度表（通年）

未超過

WAVE DURATION DISTRIBUTION (YEARS　ODS.PERIOD= 7.46 YEARS)　ADURATSU

WAVE CLASSES (LESS THAN)	DURATION CLASSES(DAYS) --- 0.5---	1 ---	2 ---	3 ---	4 ---	5 ---	6 ---	7 ---	10 ---	TOTAL
0.5 M	73.6	13.3	9.8	4.2	0.9	0.4	0.	0.1	0.1	0.	102.4
1.0 M	71.0	12.2	13.4	9.7	5.6	4.2	2.3	2.7	3.8	3.9	128.7
1.5 M	40.9	5.9	6.8	5.5	4.6	4.0	3.4	2.9	3.4	8.3	85.7
2.0 M	23.1	2.1	2.7	2.4	3.8	1.5	2.1	2.0	2.9	9.7	52.3
3.0 M	6.7	0.4	0.5	0.1	0.4	0.4	0.1	0.3	0.5	7.5	17.0
4.0 M	2.5	0.1	0.	0.	0.	0.	0.	0.	0.	3.9	6.6
5.0 M	0.5	0.	0.	0.	0.	0.	0.	0.	0.	2.1	2.7

超過

WAVE DURATION DISTRIBUTION (YEARS　ODS.PERIOD= 7.46 YEARS)　ADURATSU

WAVE CLASSES (MORE THAN)	DURATION CLASSES HOURS --- 6 ---	12 ---	18 ---	DAYS 1 ---	1.5---	2 ---	3 ---	4 ---	5 ---	TOTAL
1.0 M	65.5	16.5	7.2	6.3	7.1	5.5	5.2	4.8	3.8	6.2	128.2
2.0 M	30.3	7.8	3.5	2.5	3.2	1.7	1.5	1.2	0.4	0.1	52.3
3.0 M	10.7	2.4	0.8	0.5	0.8	0.4	0.4	0.3	0.	0.	16.4
4.0 M	4.2	0.5	0.4	0.4	0.4	0.1	0.	0.	0.	0.	6.0
5.0 M	1.1	0.5	0.3	0.1	0.	0.	0.	0.	0.	0.	2.0
6.0 M	1.1	0.	0.1	0.	0.	0.	0.	0.	0.	0.	1.2
7.0 M	0.	0.1	0.	0.	0.	0.	0.	0.	0.	0.	0.1

付表－3.24 a　志布志湾　波浪階級別継続時間頻度表（冬季）

未超過

WAVE DURATION DISTRIBUTION (WINTER , OBS.PERIOD= 3.80 YEARS) SHIBUSHI

WAVE CLASSES (LESS THAN)	DURATION CLASSES(DAYS) --- 0.5---	1 ---	2 ---	3 ---	4 ---	5 ---	6 ---	7 ---	10 ---	TOTAL
0.5 M	26.3	4.7	3.9	5.3	3.7	2.1	0.8	1.1	1.1	0.5	49.5
1.0 M	2.9	0.3	0.8	0.	1.1	0.8	0.	0.8	0.3	4.5	11.3
1.5 M	2.4	0.3	0.5	0.	0.3	0.3	0.3	0.5	0.	2.9	7.4
2.0 M	1.1	0.3	0.5	0.	0.3	0.	0.	0.	0.	1.8	3.9
3.0 M	0.8	0.3	0.5	0.	0.3	0.	0.	0.	0.	1.6	3.4
4.0 M	0.8	0.3	0.5	0.	0.3	0.	0.	0.	0.	1.6	3.4
5.0 M	0.8	0.3	0.5	0.	0.3	0.	0.	0.	0.	1.6	3.4

超過

WAVE DURATION DISTRIBUTION (WINTER , OBS.PERIOD= 3.80 YEARS) SHIBUSHI

WAVE CLASSES (MORE THAN)	DURATION CLASSES HOURS --- 6	--- 12	--- 18	---	DAYS 1 ---	1.5---	2 ---	3 ---	4 ---	5 ---	TOTAL
1.0 M	4.7	1.1	1.6	0.8	0.3	0.	0.3	0.	0.	0.	8.7
2.0 M	0.3	0.	0.	0.3	0.	0.	0.	0.	0.	0.	0.5
3.0 M	0.	0.	0.	0.	0.	0.	0.	0.	0.	0.	0.
4.0 M	0.	0.	0.	0.	0.	0.	0.	0.	0.	0.	0.
5.0 M	0.	0.	0.	0.	0.	0.	0.	0.	0.	0.	0.
6.0 M	0.	0.	0.	0.	0.	0.	0.	0.	0.	0.	0.
7.0 M	0.	0.	0.	0.	0.	0.	0.	0.	0.	0.	0.

付表－3.24 b　志布志湾　波浪階級別継続時間頻度表（春季）

未超過

WAVE DURATION DISTRIBUTION (SPRING , OBS.PERIOD= 4.28 YEARS) SHIBUSHI

WAVE CLASSES (LESS THAN)	DURATION CLASSES(DAYS) --- 0.5---	1 ---	2 ---	3 ---	4 ---	5 ---	6 ---	7 ---	10 ---	TOTAL
0.5 M	36.2	6.1	4.0	4.4	1.6	0.5	0.5	0.2	0.2	0.	53.7
1.0 M	8.2	0.7	2.6	1.4	2.3	1.2	2.1	1.6	1.2	1.4	22.7
1.5 M	3.5	0.7	0.	1.2	0.9	0.	0.5	1.4	2.1	2.6	12.9
2.0 M	0.5	0.2	0.	0.2	0.2	0.	0.2	0.2	0.9	3.0	5.6
3.0 M	0.2	0.2	0.	0.	0.	0.	0.	0.	0.2	1.4	2.1
4.0 M	0.	0.2	0.	0.	0.	0.	0.	0.	0.	1.4	1.6
5.0 M	0.	0.2	0.	0.	0.	0.	0.	0.	0.	1.4	1.6

超過

WAVE DURATION DISTRIBUTION (SPRING , OBS.PERIOD= 4.28 YEARS) SHIBUSHI

WAVE CLASSES (MORE THAN)	DURATION CLASSES HOURS --- 6	--- 12	--- 18	---	DAYS 1 ---	1.5---	2 ---	3 ---	4 ---	5 ---	TOTAL
1.0 M	9.3	3.0	2.3	2.3	1.6	1.6	0.7	0.2	0.	0.	21.3
2.0 M	2.6	1.2	0.	0.2	0.	0.	0.	0.	0.	0.	4.0
3.0 M	0.5	0.	0.	0.	0.	0.	0.	0.	0.	0.	0.5
4.0 M	0.	0.	0.	0.	0.	0.	0.	0.	0.	0.	0.
5.0 M	0.	0.	0.	0.	0.	0.	0.	0.	0.	0.	0.
6.0 M	0.	0.	0.	0.	0.	0.	0.	0.	0.	0.	0.
7.0 M	0.	0.	0.	0.	0.	0.	0.	0.	0.	0.	0.

付表－3.24 c　志布志湾　波浪階級別継続時間頻度表（夏季）

未超過

WAVE DURATION DISTRIBUTION (SUMMER , OBS.PERIOD= 4.85 YEARS) SHIBUSHI

WAVE CLASSES (LESS THAN)	DURATION CLASSES(DAYS) --- 0.5---	1 ---	2 ---	3 ---	4 ---	5 ---	6 ---	7 ---	10 ---	TOTAL
0.5 M	30.5	3.9	4.5	1.9	2.1	0.4	0.4	0.4	0.2	0.4	44.7
1.0 M	9.9	1.0	1.0	0.4	1.0	0.8	0.8	0.8	2.3	1.9	20.0
1.5 M	3.1	0.2	1.0	0.	0.6	0.4	0.6	0.	0.8	2.7	9.5
2.0 M	2.5	0.	0.2	0.2	0.	0.8	0.4	0.	0.4	2.3	6.8
3.0 M	1.2	0.2	0.	0.	0.2	0.4	0.2	0.4	0.2	1.6	4.5
4.0 M	0.	0.	0.	0.	0.2	0.4	0.2	0.	0.	1.4	2.3
5.0 M	0.2	0.	0.	0.	0.	0.4	0.2	0.	0.	1.4	2.3

超過

WAVE DURATION DISTRIBUTION (SUMMER , OBS.PERIOD= 4.85 YEARS) SHIBUSHI

WAVE CLASSES (MORE THAN)	DURATION CLASSES HOURS --- 6	--- 12	--- 18	DAYS --- 1	--- 1.5---	2 ---	3 ---	4 ---	5 ---	TOTAL
1.0 M	10.1	2.1	1.9	0.6	1.0	0.6	1.2	0.2	0.	0.8	18.6
2.0 M	2.7	0.4	0.	0.2	0.8	0.2	0.4	0.	0.2	0.	4.9
3.0 M	1.6	0.2	0.2	0.4	0.	0.	0.2	0.	0.	0.	2.7
4.0 M	0.2	0.	0.	0.	0.2	0.	0.	0.	0.	0.	0.4
5.0 M	0.	0.	0.4	0.	0.	0.	0.	0.	0.	0.	0.4
6.0 M	0.6	0.	0.2	0.	0.	0.	0.	0.	0.	0.	0.8
7.0 M	0.	0.2	0.	0.	0.	0.	0.	0.	0.	0.	0.2

付表－3.24 d　志布志湾　波浪階級別継続時間頻度表（秋季）

未超過

WAVE DURATION DISTRIBUTION (AUTUMN , OBS.PERIOD= 4.80 YEARS) SHIBUSHI

WAVE CLASSES (LESS THAN)	DURATION CLASSES(DAYS) --- 0.5---	1 ---	2 ---	3 ---	4 ---	5 ---	6 ---	7 ---	10 ---	TOTAL
0.5 M	30.0	5.8	2.1	2.5	1.9	1.3	0.8	0.4	0.8	0.	45.6
1.0 M	9.2	1.0	2.3	0.8	1.3	1.5	0.8	0.6	1.5	1.9	20.8
1.5 M	5.2	0.4	0.8	0.	0.2	0.4	0.4	0.2	1.3	3.3	12.3
2.0 M	2.9	0.2	0.6	0.	0.2	0.2	0.	0.	0.6	3.1	7.9
3.0 M	1.3	0.	0.4	0.	0.2	0.2	0.	0.	0.6	2.1	4.8
4.0 M	0.4	0.	0.2	0.	0.2	0.2	0.	0.	0.6	1.5	3.1
5.0 M	0.2	0.	0.2	0.	0.2	0.	0.	0.	0.4	1.5	2.5

超過

WAVE DURATION DISTRIBUTION (AUTUMN , OBS.PERIOD= 4.80 YEARS) SHIBUSHI

WAVE CLASSES (MORE THAN)	DURATION CLASSES HOURS --- 6	--- 12	--- 18	DAYS --- 1	--- 1.5---	2 ---	3 ---	4 ---	5 ---	TOTAL
1.0 M	9.4	3.3	0.8	1.3	0.8	1.5	0.6	0.6	0.4	0.	18.8
2.0 M	3.5	0.6	0.6	0.2	0.	0.2	0.2	0.2	0.	0.	5.6
3.0 M	1.9	0.2	0.	0.2	0.	0.2	0.	0.	0.	0.	2.5
4.0 M	0.6	0.	0.	0.	0.2	0.	0.	0.	0.	0.	0.8
5.0 M	0.	0.	0.	0.2	0.	0.	0.	0.	0.	0.	0.2
6.0 M	0.2	0.2	0.	0.	0.	0.	0.	0.	0.	0.	0.4
7.0 M	0.2	0.	0.	0.	0.	0.	0.	0.	0.	0.	0.2

付表－3.24 e　志布志湾　波浪階級別継続時間頻度表（通年）

未超過

WAVE DURATION DISTRIBUTION (YEARS , OBS.PERIOD= 4.49 YEARS) SHIBUSHI

WAVE CLASSES (LESS THAN)	DURATION CLASSES(DAYS) --- 0.5---	1 ---	2 ---	3 ---	4 ---	5 ---	6 ---	7 ---	10 ---	TOTAL
0.5 M	120.3	20.3	14.0	13.4	8.9	4.0	2.4	1.8	2.4	0.9	188.4
1.0 M	30.3	2.2	6.2	2.2	4.7	3.8	4.2	3.3	5.1	9.4	71.5
1.5 M	13.8	0.7	2.0	1.1	1.1	0.7	2.0	2.0	3.6	10.9	37.9
2.0 M	6.5	0.	1.3	0.2	0.4	0.4	0.4	0.2	1.3	9.4	20.3
3.0 M	3.3	0.	0.7	0.	0.4	0.2	0.2	0.2	0.7	4.9	10.7 1/
4.0 M	0.9	0.	0.4	0.	0.4	0.2	0.2	0.	0.2	3.6	6.0
5.0 M	0.9	0.	0.4	0.	0.2	0.	0.2	0.	0.2	3.3	5.3

超過

WAVE DURATION DISTRIBUTION (YEARS , OBS.PERIOD= 4.49 YEARS) SHIBUSHI

WAVE CLASSES (MORE THAN)	DURATION CLASSES HOURS --- 6	--- 12	--- 18	DAYS --- 1	--- 1.5---	2 ---	3 ---	4 ---	5 ---	TOTAL
1.0 M	33.6	9.6	6.5	4.9	3.8	3.8	2.4	1.1	0.4	1.1	67.3
2.0 M	9.4	2.2	0.7	0.9	0.9	0.4	0.7	0.2	0.2	0.	15.6
3.0 M	4.2	0.4	0.2	0.7	0.	0.2	0.2	0.	0.	0.	6.0
4.0 M	0.9	0.	0.	0.	0.4	0.	0.	0.	0.	0.	1.3
5.0 M	0.	0.	0.4	0.2	0.	0.	0.	0.	0.	0.	0.7
6.0 M	0.9	0.2	0.2	0.	0.	0.	0.	0.	0.	0.	1.3
7.0 M	0.2	0.2	0.	0.	0.	0.	0.	0.	0.	0.	0.4

付表－3.25 a　名瀬港　波浪階級別継続時間頻度表（冬季）

未超過

WAVE DURATION DISTRIBUTION (WINTER OBS.PERIOD= 6.95 YEARS) NASE

WAVE CLASSES (LESS THAN)	DURATION CLASSES (DAYS) 0.5	1	2	3	4	5	6	7	10	TOTAL
0.5 M	12.9	3.7	1.4	0.3	0.1	0.	0.	0.	0.	18.6
1.0 M	14.5	4.0	7.9	2.2	1.9	0.4	0.	0.1	0.	31.1
1.5 M	13.8	4.7	6.9	4.3	2.2	1.3	0.1	0.3	0.7	0.1	34.5
2.0 M	11.9	2.2	5.8	3.7	2.3	2.2	1.2	1.0	1.0	0.4	31.7
3.0 M	6.2	0.6	1.9	1.2	1.2	1.7	0.6	1.0	2.3	2.6	19.1
4.0 M	2.2	0.3	0.1	0.3	0.	0.1	0.1	0.	0.7	3.5	7.3
5.0 M	0.4	0.	0.1	0.	0.	0.	0.	0.	0.	1.9	2.4

超過

WAVE DURATION DISTRIBUTION (WINTER OBS.PERIOD= 6.95 YEARS) NASE

WAVE CLASSES (MORE THAN)	DURATION CLASSES HOURS 6	12	18	DAYS 1	1.5	2	3	4	5	TOTAL
1.0 M	10.1	2.0	1.0	1.4	2.6	2.7	4.3	2.7	1.9	3.0	31.8
2.0 M	10.1	2.9	3.2	3.7	5.2	2.6	2.4	0.4	0.4	0.	30.9
3.0 M	9.6	2.6	1.3	1.7	1.9	1.2	0.1	0.	0.	0.	18.4
4.0 M	3.7	1.4	0.4	0.3	0.1	0.	0.	0.	0.	0.	6.0
5.0 M	1.0	0.	0.1	0.	0.	0.	0.	0.	0.	0.	1.2
6.0 M	0.	0.	0.	0.	0.	0.	0.	0.	0.	0.	0.
7.0 M	0.	0.	0.	0.	0.	0.	0.	0.	0.	0.	0.

付表－3.25 b　名瀬港　波浪階級別継続時間頻度表（春季）

未超過

WAVE DURATION DISTRIBUTION (SPRING OBS.PERIOD= 7.80 YEARS) NASE

WAVE CLASSES (LESS THAN)	DURATION CLASSES (DAYS) 0.5	1	2	3	4	5	6	7	10	TOTAL
0.5 M	22.6	3.7	3.3	1.0	0.6	0.3	0.	0.	0.	0.	31.5
1.0 M	20.3	2.9	8.7	4.9	1.8	1.4	0.5	0.4	0.5	0.1	41.5
1.5 M	10.5	1.5	3.8	3.5	2.1	2.1	1.2	1.2	1.3	1.2	28.2
2.0 M	3.3	0.4	1.0	1.3	0.9	1.2	0.9	0.9	1.3	2.3	13.5
3.0 M	1.8	0.1	0.1	0.4	0.1	0.3	0.4	0.4	0.9	2.6	7.1
4.0 M	0.5	0.	0.	0.	0.1	0.	0.	0.	0.3	1.8	2.7
5.0 M	0.1	0.	0.	0.	0.	0.	0.	0.	0.	1.2	1.3

超過

WAVE DURATION DISTRIBUTION (SPRING OBS.PERIOD= 7.80 YEARS) NASE

WAVE CLASSES (MORE THAN)	DURATION CLASSES HOURS 6	12	18	DAYS 1	1.5	2	3	4	5	TOTAL
1.0 M	16.9	5.4	1.4	2.6	5.1	4.1	3.3	0.6	0.6	0.4	40.5
2.0 M	4.9	2.2	1.3	1.3	2.4	0.6	0.4	0.	0.	0.	13.1
3.0 M	4.2	0.5	0.9	0.8	0.1	0.	0.	0.	0.	0.	6.5
4.0 M	1.4	0.1	0.1	0.1	0.	0.	0.	0.	0.	0.	1.8
5.0 M	0.3	0.	0.	0.	0.	0.	0.	0.	0.	0.	0.3
6.0 M	0.	0.	0.	0.	0.	0.	0.	0.	0.	0.	0.
7.0 M	0.	0.	0.	0.	0.	0.	0.	0.	0.	0.	0.

付表－3.25 c　名瀬港　波浪階級別継続時間頻度表（夏季）

未超過

WAVE DURATION DISTRIBUTION (SUMMER , OBS.PERIOD= 7.49 YEARS) NASE

WAVE CLASSES (LESS THAN)	DURATION CLASSES (DAYS) 0.5	1	2	3	4	5	6	7	10	TOTAL
0.5 M	31.0	3.9	2.7	1.5	1.6	0.9	0.4	0.1	0.4	0.	42.5
1.0 M	21.2	4.8	2.9	2.1	0.9	1.5	0.7	0.8	1.3	1.6	37.9
1.5 M	6.3	0.9	1.6	1.1	0.8	0.5	0.3	0.4	1.2	2.9	16.0
2.0 M	2.1	0.4	0.3	0.5	0.1	0.1	0.4	0.1	0.9	2.8	7.9
3.0 M	0.8	0.	0.1	0.	0.	0.3	0.	0.1	0.	2.0	3.3
4.0 M	0.1	0.	0.	0.	0.	0.3	0.	0.	0.	1.9	2.3
5.0 M	0.	0.	0.	0.	0.	0.3	0.	0.	0.	1.6	1.9

超過

WAVE DURATION DISTRIBUTION (SUMMER , OBS.PERIOD= 7.49 YEARS) NASE

WAVE CLASSES (MORE THAN)	DURATION CLASSES HOURS 6	12	18	DAYS 1	1.5	2	3	4	5	TOTAL
1.0 M	22.7	6.8	2.3	1.1	1.7	0.8	1.2	0.8	0.1	0.3	37.8
2.0 M	3.7	0.9	0.4	0.1	0.5	0.1	0.	0.1	0.	0.	6.0
3.0 M	1.2	0.1	0.	0.	0.1	0.1	0.	0.	0.	0.	1.6
4.0 M	0.5	0.	0.	0.	0.	0.	0.	0.	0.	0.	0.5
5.0 M	0.1	0.	0.	0.	0.	0.	0.	0.	0.	0.	0.1
6.0 M	0.	0.	0.	0.	0.	0.	0.	0.	0.	0.	0.
7.0 M	0.	0.	0.	0.	0.	0.	0.	0.	0.	0.	0.

付表－3.25 d　名瀬港　波浪階級別継続時間頻度表（秋季）

未超過

WAVE DURATION DISTRIBUTION (AUTUMN , OBS.PERIOD= 7.86 YEARS) NASE

WAVE CLASSES (LESS THAN)	DURATION CLASSES (DAYS) 0.5	1	2	3	4	5	6	7	10	TOTAL
0.5 M	26.1	1.9	2.3	0.8	0.4	0.3	0.	0.	0.	0.	31.7
1.0 M	24.6	3.6	4.3	3.4	1.5	1.3	0.9	0.3	0.6	0.1	40.6
1.5 M	15.8	2.7	2.2	2.9	2.0	1.3	0.9	0.4	0.9	1.7	30.7
2.0 M	13.5	1.4	1.5	1.5	1.8	1.3	0.3	1.3	0.8	2.4	25.7
3.0 M	2.8	0.5	0.4	0.4	0.5	0.6	0.5	0.	0.9	2.9	9.5
4.0 M	0.8	0.	0.1	0.	0.3	0.4	0.	0.	0.3	2.5	4.3
5.0 M	0.	0.	0.	0.	0.1	0.3	0.	0.	0.	1.7	2.0

超過

WAVE DURATION DISTRIBUTION (AUTUMN , OBS.PERIOD= 7.86 YEARS) NASE

WAVE CLASSES (MORE THAN)	DURATION CLASSES HOURS 6	12	18	DAYS 1	1.5	2	3	4	5	TOTAL
1.0 M	19.7	6.4	1.0	1.5	1.8	2.4	2.9	1.8	1.1	1.5	40.2
2.0 M	12.7	4.5	1.5	1.9	1.4	1.7	0.9	0.1	0.	0.	24.7
3.0 M	5.2	1.0	0.8	0.1	1.0	0.1	0.	0.	0.	0.	8.3
4.0 M	1.8	0.8	0.1	0.1	0.	0.	0.	0.	0.	0.	2.8
5.0 M	0.4	0.	0.	0.	0.	0.	0.	0.	0.	0.	0.4
6.0 M	0.1	0.	0.	0.	0.	0.	0.	0.	0.	0.	0.1
7.0 M	0.	0.	0.	0.	0.	0.	0.	0.	0.	0.	0.

付表－3.25 e　名瀬港　波浪階級別継続時間頻度表（通年）

未超過

WAVE DURATION DISTRIBUTION (YEARS , OBS.PERIOD= 7.61 YEARS) NASE

WAVE CLASSES (LESS THAN)	DURATION CLASSES (DAYS) 0.5	1	2	3	4	5	6	7	10	TOTAL
0.5 M	91.6	12.7	9.7	3.4	2.8	1.6	0.4	0.1	0.4	0.	122.7
1.0 M	79.6	14.7	22.9	12.[illegible]	6.0	4.6	2.0	1.6	2.6	2.0	148.1
1.5 M	44.8	9.1	13.7	11.3	6.7	4.9	2.5	2.1	3.8	6.2	105.0
2.0 M	29.2	3.8	7.5	6.6	5.0	4.2	2.5	3.3	3.8	7.6	73.5
3.0 M	10.8	0.9	1.8	1.7	1.7	2.0	1.3	1.3	3.4	9.2	34.2
4.0 M	3.2	0.1	0.1	0.	0.4	0.3	0.1	0.	0.7	7.4	12.2
5.0 M	0.4	0.	0.	0.	0.1	0.1	0.	0.	0.	2.6	3.3

超過

WAVE DURATION DISTRIBUTION (YEARS , OBS.PERIOD= 7.61 YEARS) NASE

WAVE CLASSES (MORE THAN)	DURATION CLASSES HOURS 6	12	18	DAYS 1	1.5	2	3	4	5	TOTAL
1.0 M	68.9	19.7	5.5	6.7	10.4	10.2	11.4	5.9	3.5	5.1	147.4
2.0 M	30.9	10.0	6.0	6.8	9.1	5.0	3.4	0.7	0.5	0.	72.4
3.0 M	19.6	3.9	2.8	2.4	3.0	1.4	0.1	0.	0.	0.	33.2
4.0 M	7.2	2.2	0.7	0.5	0.1	0.	0.	0.	0.	0.	10.8
5.0 M	1.7	0.	0.1	0.	0.	0.	0.	0.	0.	0.	1.8
6.0 M	0.1	0.	0.	0.	0.	0.	0.	0.	0.	0.	0.1
7.0 M	0.	0.	0.	0.	0.	0.	0.	0.	0.	0.	0.

付表－3.26 a　伊王島　波浪階級別継続時間頻度表（冬季）

未超過

WAVE DURATION DISTRIBUTION (WINTER OBS.PERIOD= 6.78 YEARS) IOJIMA

WAVE CLASSES (LESS THAN)	DURATION CLASSES(DAYS) --- 0.5---	1 ---	2 ---	3 ---	4 ---	5 ---	6 ---	7 ---	10 ---	TOTAL
0.5 M	8.6	3.1	4.3	1.2	1.6	0.7	0.1	0.1	0.9	1.5	22.1
1.0 M	5.5	1.6	2.5	1.3	1.0	1.6	0.7	0.3	1.0	1.5	17.1
1.5 M	2.1	0.4	1.3	0.6	0.3	0.4	0.3	0.4	1.8	1.9	9.6
2.0 M	0.6	0.	0.7	0.	0.3	0.	0.	0.1	0.7	2.1	4.6
3.0 M	0.1	0.	0.6	0.	0.3	0.	0.	0.1	0.4	1.8	3.4
4.0 M	0.1	0.	0.6	0.	0.3	0.	0.	0.1	0.4	1.8	3.4
5.0 M	0.1	0.	0.6	0.	0.3	0.	0.	0.1	0.4	1.8	3.4

超過

WAVE DURATION DISTRIBUTION (WINTER OBS.PERIOD= 6.78 YEARS) IOJIMA

WAVE CLASSES (MORE THAN)	DURATION CLASSES HOURS --- 6	--- 12	--- 18	---	DAYS 1 ---	1.5---	2 ---	3 ---	4 ---	5 ---	TOTAL
1.0 M	6.9	3.1	1.8	0.6	1.0	0.1	0.4	0.1	0.	0.	14.2
2.0 M	0.4	0.6	0.	0.	0.1	0.	0.	0.	0.	0.	1.2
3.0 M	0.	0.	0.	0.	0.	0.	0.	0.	0.	0.	0.
4.0 M	0.	0.	0.	0.	0.	0.	0.	0.	0.	0.	0.
5.0 M	0.	0.	0.	0.	0.	0.	0.	0.	0.	0.	0.
6.0 M	0.	0.	0.	0.	0.	0.	0.	0.	0.	0.	0.
7.0 M	0.	0.	0.	0.	0.	0.	0.	0.	0.	0.	0.

付表－3.26 b　伊王島　波浪階級別継続時間頻度表（春季）

未超過

WAVE DURATION DISTRIBUTION (SPRING OBS.PERIOD= 8.40 YEARS) IOJIMA

WAVE CLASSES (LESS THAN)	DURATION CLASSES(DAYS) --- 0.5---	1 ---	2 ---	3 ---	4 ---	5 ---	6 ---	7 ---	10 ---	TOTAL
0.5 M	4.8	1.2	3.0	1.7	1.3	0.6	0.6	0.1	0.8	1.8	15.8
1.0 M	1.4	0.7	0.7	0.8	0.8	0.5	0.5	0.5	0.5	2.4	8.8
1.5 M	0.2	0.2	0.7	0.4	0.2	0.2	0.1	0.2	0.5	2.1	5.0
2.0 M	0.	0.	0.4	0.2	0.1	0.	0.	0.1	0.2	1.9	3.0
3.0 M	0.	0.	0.4	0.2	0.	0.	0.	0.1	0.2	1.8	2.7
4.0 M	0.	0.	0.4	0.2	0.	0.	0.	0.1	0.2	1.7	2.6
5.0 M	0.	0.	0.4	0.2	0.	0.	0.	0.1	0.2	1.7	2.6

超過

WAVE DURATION DISTRIBUTION (SPRING OBS.PERIOD= 8.40 YEARS) IOJIMA

WAVE CLASSES (MORE THAN)	DURATION CLASSES HOURS --- 6	--- 12	--- 18	---	DAYS 1 ---	1.5---	2 ---	3 ---	4 ---	5 ---	TOTAL
1.0 M	2.7	1.7	0.8	0.5	0.4	0.2	0.	0.	0.	0.	6.3
2.0 M	0.1	0.1	0.	0.1	0.	0.	0.	0.	0.	0.	0.4
3.0 M	0.	0.1	0.	0.	0.	0.	0.	0.	0.	0.	0.1
4.0 M	0.	0.	0.	0.	0.	0.	0.	0.	0.	0.	0.
5.0 M	0.	0.	0.	0.	0.	0.	0.	0.	0.	0.	0.
6.0 M	0.	0.	0.	0.	0.	0.	0.	0.	0.	0.	0.
7.0 M	0.	0.	0.	0.	0.	0.	0.	0.	0.	0.	0.

付表－3.26 c　伊王島　波浪階級別継続時間頻度表（夏季）

未超過

WAVE DURATION DISTRIBUTION (SUMMER OBS.PERIOD= 7.10 YEARS) IOJIMA

WAVE CLASSES (LESS THAN)	DURATION CLASSES (DAYS) --- 0.5 ---	1 ---	2 ---	3 ---	4 ---	5 ---	6 ---	7 ---	10 ---	TOTAL
0.5 M	11.7	2.0	2.3	0.6	0.7	1.0	0.3	0.3	0.8	2.3	21.8
1.0 M	2.5	0.4	0.4	0.8	0.	0.4	0.3	0.4	1.3	2.4	9.0
1.5 M	1.1	0.1	0.4	0.3	0.1	0.3	0.1	0.	0.7	2.4	5.6
2.0 M	0.8	0.	0.1	0.4	0.1	0.3	0.1	0.	0.3	2.1	4.4
3.0 M	0.1	0.	0.1	0.	0.	0.3	0.	0.1	0.3	1.8	2.8
4.0 M	0.1	0.	0.1	0.	0.	0.3	0.	0.1	0.1	1.8	2.7
5.0 M	0.1	0.	0.1	0.	0.	0.3	0.	0.1	0.1	1.8	2.7

超過

WAVE DURATION DISTRIBUTION (SUMMER OBS.PERIOD= 7.10 YEARS) IOJIMA

WAVE CLASSES (MORE THAN)	DURATION CLASSES HOURS --- 6	--- 12	--- 18	---	DAYS 1 ---	1.5 ---	2 ---	3 ---	4 ---	5 ---	TOTAL
1.0 M	4.4	1.1	0.4	0.3	0.7	0.3	0.3	0.1	0.	0.	7.6
2.0 M	1.7	0.3	0.	0.	0.	0.1	0.	0.	0.	0.	2.1
3.0 M	0.1	0.	0.	0.	0.1	0.	0.	0.	0.	0.	0.3
4.0 M	0.	0.	0.	0.	0.1	0.	0.	0.	0.	0.	0.1
5.0 M	0.	0.1	0.	0.	0.	0.	0.	0.	0.	0.	0.1
6.0 M	0.1	0.	0.	0.	0.	0.	0.	0.	0.	0.	0.1
7.0 M	0.	0.	0.	0.	0.	0.	0.	0.	0.	0.	0.

付表－3.26 d　伊王島　波浪階級別継続時間頻度表（秋季）

未超過

WAVE DURATION DISTRIBUTION (AUTUMN OBS.PERIOD= 5.31 YEARS) IOJIMA

WAVE CLASSES (LESS THAN)	DURATION CLASSES (DAYS) --- 0.5 ---	1 ---	2 ---	3 ---	4 ---	5 ---	6 ---	7 ---	10 ---	TOTAL
0.5 M	4.3	0.2	1.5	1.1	0.6	0.2	0.2	0.	0.9	2.4	11.5
1.0 M	1.1	0.2	0.2	0.6	0.2	0.	0.	0.2	0.6	2.3	5.3
1.5 M	1.1	0.	0.4	0.2	0.4	0.	0.	0.	0.4	2.4	4.9
2.0 M	1.1	0.2	0.4	0.	0.	0.2	0.	0.2	0.4	1.9	4.3
3.0 M	0.	0.	0.2	0.2	0.	0.	0.	0.	0.2	1.7	2.3
4.0 M	0.	0.	0.2	0.2	0.	0.	0.	0.	0.2	1.5	2.1
5.0 M	0.	0.	0.2	0.2	0.	0.	0.	0.	0.2	1.5	2.1

超過

WAVE DURATION DISTRIBUTION (AUTUMN OBS.PERIOD= 5.31 YEARS) IOJIMA

WAVE CLASSES (MORE THAN)	DURATION CLASSES HOURS --- 6	--- 12	--- 18	---	DAYS 1 ---	1.5 ---	2 ---	3 ---	4 ---	5 ---	TOTAL
1.0 M	1.3	0.4	1.5	0.	0.4	0.	0.	0.2	0.	0.	3.8
2.0 M	1.5	0.4	0.4	0.	0.	0.	0.	0.	0.	0.	2.3
3.0 M	0.2	0.	0.	0.	0.	0.	0.	0.	0.	0.	0.2
4.0 M	0.	0.	0.	0.	0.	0.	0.	0.	0.	0.	0.
5.0 M	0.	0.	0.	0.	0.	0.	0.	0.	0.	0.	0.
6.0 M	0.	0.	0.	0.	0.	0.	0.	0.	0.	0.	0.
7.0 M	0.	0.	0.	0.	0.	0.	0.	0.	0.	0.	0.

付表－3.26 e　伊王島　波浪階級別継続時間頻度表（通年）

未超過

WAVE DURATION DISTRIBUTION (YEARS / OBS.PERIOD= 6.99 YEARS) IOJIMA

WAVE CLASSES (LESS THAN)	DURATION CLASSES(DAYS) --- 0.5---	1 ---	2 ---	3 ---	4 ---	5 ---	6 ---	7 ---	10 ---	TOTAL
0.5 M	28.6	6.3	10.2	4.6	4.3	2.3	1.3	0.6	2.4	7.4	68.0
1.0 M	10.0	2.9	3.3	3.1	2.3	2.1	1.7	1.3	2.9	7.2	36.8
1.5 M	3.6	0.4	2.4	1.1	1.0	0.6	0.7	0.7	3.1	6.9	20.6
2.0 M	1.6	0.1	0.9	0.4	0.7	0.1	0.3	0.6	1.1	5.6	11.4
3.0 M	0.1	0.	0.6	0.	0.4	0.	0.1	0.6	0.9	4.1	6.9
4.0 M	0.1	0.	0.6	0.	0.4	0.	0.1	0.6	0.9	3.7	6.4
5.0 M	0.1	0.	0.6	0.	0.4	0.	0.1	0.6	0.9	3.7	6.4

超過

WAVE DURATION DISTRIBUTION (YEARS / OBS.PERIOD= 6.99 YEARS) IOJIMA

WAVE CLASSES (MORE THAN)	DURATION CLASSES HOURS --- 6	--- 12	--- 18	--- 1 DAYS	--- 1.5---	2 ---	3 ---	4 ---	5 ---	TOTAL
1.0 M	15.3	6.4	4.0	1.4	2.4	0.9	0.7	0.4	0.	0.	31.6
2.0 M	3.4	1.3	0.3	0.1	0.1	0.1	0.	0.	0.	0.	5.4
3.0 M	0.3	0.1	0.	0.	0.1	0.	0.	0.	0.	0.	0.6
4.0 M	0.	0.	0.	0.	0.1	0.	0.	0.	0.	0.	0.1
5.0 M	0.	0.1	0.	0.	0.	0.	0.	0.	0.	0.	0.1
6.0 M	0.1	0.	0.	0.	0.	0.	0.	0.	0.	0.	0.1
7.0 M	0.	0.	0.	0.	0.	0.	0.	0.	0.	0.	0.

付表－3.27 a　藍島　波浪階級別継続時間頻度表（冬季）

未超過

WAVE DURATION DISTRIBUTION (WINTER , OBS.PERIOD= 8.36 YEARS)　AINOSHIMA

WAVE CLASSES (LESS THAN)	DURATION CLASSES(DAYS) 0.5	1	2	3	4	5	6	7	10	TOTAL
0.5 M	18.5	6.5	5.1	2.3	0.7	0.2	0.	0.1	0.	0.	33.5
1.0 M	18.5	6.7	7.4	4.5	2.4	1.3	0.8	0.2	0.8	0.1	42.9
1.5 M	9.6	2.5	3.7	2.8	2.3	2.2	1.3	0.6	2.5	1.0	28.3
2.0 M	3.9	1.1	1.0	1.0	1.0	0.6	1.0	0.2	2.0	2.9	14.6
3.0 M	0.4	0.	0.	0.2	0.	0.	0.	0.	0.5	1.7	2.8
4.0 M	0.1	0.	0.	0.	0.	0.	0.	0.	0.1	1.8	2.0
5.0 M	0.1	0.	0.	0.	0.	0.	0.	0.	0.1	1.7	1.9

超過

WAVE DURATION DISTRIBUTION (WINTER , OBS.PERIOD= 8.36 YEARS)　AINOSHIMA

WAVE CLASSES (MORE THAN)	DURATION CLASSES HOURS 6	12	18	DAYS 1	1.5	2	3	4	5	TOTAL
1.0 M	16.9	6.7	5.0	1.7	4.4	2.4	2.6	1.4	0.4	0.4	41.9
2.0 M	8.0	3.0	1.0	0.4	0.2	0.4	0.1	0.	0.	0.	13.0
3.0 M	0.7	0.1	0.	0.	0.	0.	0.	0.	0.	0.	0.8
4.0 M	0.1	0.	0.	0.	0.	0.	0.	0.	0.	0.	0.1
5.0 M	0.	0.	0.	0.	0.	0.	0.	0.	0.	0.	0.
6.0 M	0.	0.	0.	0.	0.	0.	0.	0.	0.	0.	0.
7.0 M	0.	0.	0.	0.	0.	0.	0.	0.	0.	0.	0.

付表－3.27 b　藍島　波浪階級別継続時間頻度表（春季）

未超過

WAVE DURATION DISTRIBUTION (SPRING , OBS.PERIOD= 7.95 YEARS)　AINOSHIMA

WAVE CLASSES (LESS THAN)	DURATION CLASSES(DAYS) 0.5	1	2	3	4	5	6	7	10	TOTAL
0.5 M	20.6	6.8	8.9	3.8	2.3	1.4	0.6	0.5	0.5	0.	45.4
1.0 M	7.9	2.1	3.0	1.9	1.9	2.0	1.4	1.6	1.9	1.5	25.3
1.5 M	2.3	1.3	1.4	0.3	0.4	1.1	0.6	1.4	1.6	3.0	13.3
2.0 M	1.1	0.1	1.1	0.1	0.	0.3	0.3	0.5	0.5	2.8	6.8
3.0 M	0.5	0.1	0.1	0.	0.	0.1	0.	0.5	0.3	2.0	3.6
4.0 M	0.5	0.1	0.1	0.	0.	0.1	0.	0.5	0.3	1.6	3.3
5.0 M	0.5	0.1	0.1	0.	0.	0.1	0.	0.5	0.3	1.6	3.3

超過

WAVE DURATION DISTRIBUTION (SPRING , OBS.PERIOD= 7.95 YEARS)　AINOSHIMA

WAVE CLASSES (MORE THAN)	DURATION CLASSES HOURS 6	12	18	DAYS 1	1.5	2	3	4	5	TOTAL
1.0 M	10.6	3.8	3.0	1.4	3.1	0.5	0.4	0.	0.	0.	22.8
2.0 M	2.4	0.6	0.4	0.1	0.1	0.	0.	0.	0.	0.	3.6
3.0 M	0.4	0.	0.	0.	0.	0.	0.	0.	0.	0.	0.4
4.0 M	0.	0.	0.	0.	0.	0.	0.	0.	0.	0.	0.
5.0 M	0.	0.	0.	0.	0.	0.	0.	0.	0.	0.	0.
6.0 M	0.	0.	0.	0.	0.	0.	0.	0.	0.	0.	0.
7.0 M	0.	0.	0.	0.	0.	0.	0.	0.	0.	0.	0.

付表－3.27 c　藍島　波浪階級別継続時間頻度表（夏季）

未超過

WAVE DURATION DISTRIBUTION (SUMMER OBS.PERIOD= 9.18 YEARS) AINOSHIMA

WAVE CLASSES (LESS THAN)	DURATION CLASSES(DAYS) 0.5	1	2	3	4	5	6	7	10	TOTAL
0.5 M	15.0	3.4	4.2	3.5	1.3	1.1	1.0	0.9	2.0	1.0	33.3
1.0 M	3.2	0.5	0.2	0.4	0.4	0.4	0.5	0.	0.7	2.8	9.3
1.5 M	0.7	0.1	0.	0.	0.1	0.	0.	0.	0.2	1.9	2.9
2.0 M	0.3	0.	0.	0.	0.	0.1	0.	0.	0.1	1.5	2.1
3.0 M	0.3	0.	0.	0.	0.	0.	0.	0.	0.	1.5	1.9
4.0 M	0.3	0.	0.	0.	0.	0.	0.	0.	0.	1.5	1.9
5.0 M	0.3	0.	0.	0.	0.	0.	0.	0.	0.	1.5	1.9

超過

WAVE DURATION DISTRIBUTION (SUMMER OBS.PERIOD= 9.18 YEARS) AINOSHIMA

WAVE CLASSES (MORE THAN)	DURATION CLASSES HOURS 6	12	18	DAYS 1	1.5	2	3	4	5	TOTAL
1.0 M	5.2	1.7	0.5	0.2	0.2	0.	0.1	0.	0.	0.	8.1
2.0 M	0.2	0.	0.	0.	0.	0.	0.	0.	0.	0.	0.2
3.0 M	0.	0.	0.	0.	0.	0.	0.	0.	0.	0.	0.
4.0 M	0.	0.	0.	0.	0.	0.	0.	0.	0.	0.	0.
5.0 M	0.	0.	0.	0.	0.	0.	0.	0.	0.	0.	0.
6.0 M	0.	0.	0.	0.	0.	0.	0.	0.	0.	0.	0.
7.0 M	0.	0.	0.	0.	0.	0.	0.	0.	0.	0.	0.

付表－3.27 d　藍島　波浪階級別継続時間頻度表（秋季）

未超過

WAVE DURATION DISTRIBUTION (AUTUMN OBS.PERIOD= 9.22 YEARS) AINOSHIMA

WAVE CLASSES (LESS THAN)	DURATION CLASSES(DAYS) 0.5	1	2	3	4	5	6	7	10	TOTAL
0.5 M	15.5	6.6	6.3	3.7	3.3	0.9	0.8	0.3	0.5	0.	37.9
1.0 M	6.6	1.7	2.2	2.5	1.7	1.8	0.8	1.2	1.8	1.7	22.1
1.5 M	2.7	0.5	1.0	0.7	0.9	0.3	0.4	0.3	1.3	3.0	11.2
2.0 M	1.2	0.1	0.5	0.2	0.4	0.1	0.	0.	0.3	2.7	5.6
3.0 M	0.1	0.	0.3	0.	0.	0.	0.	0.	0.	1.8	2.3
4.0 M	0.	0.	0.3	0.	0.	0.	0.	0.	0.	1.5	1.8
5.0 M	0.	0.	0.3	0.	0.	0.	0.	0.	0.	1.4	1.7

超過

WAVE DURATION DISTRIBUTION (AUTUMN OBS.PERIOD= 9.22 YEARS) AINOSHIMA

WAVE CLASSES (MORE THAN)	DURATION CLASSES HOURS 6	12	18	DAYS 1	1.5	2	3	4	5	TOTAL
1.0 M	10.4	3.3	2.1	2.2	2.0	0.5	1.0	0.1	0.	0.	21.5
2.0 M	2.7	0.7	0.2	0.4	0.2	0.	0.	0.	0.	0.	4.2
3.0 M	0.4	0.1	0.	0.	0.	0.	0.	0.	0.	0.	0.5
4.0 M	0.1	0.	0.	0.	0.	0.	0.	0.	0.	0.	0.1
5.0 M	0.	0.	0.	0.	0.	0.	0.	0.	0.	0.	0.
6.0 M	0.	0.	0.	0.	0.	0.	0.	0.	0.	0.	0.
7.0 M	0.	0.	0.	0.	0.	0.	0.	0.	0.	0.	0.

付表－3.27 e　藍島　波浪階級別継続時間頻度表（通年）

未超過

WAVE DURATION DISTRIBUTION (YEARS OBS.PERIOD= 8.76 YEARS) AINOSHIMA

WAVE CLASSES (LESS THAN)	DURATION CLASSES(DAYS) --- 0.5---	1 ---	2 ---	3 ---	4 ---	5 ---	6 ---	7 ---	10 ---	TOTAL
0.5 M	67.4	22.4	23.2	13.1	7.5	3.5	2.6	1.7	2.9	1.3	145.5
1.0 M	34.2	10.3	11.9	8.6	6.3	5.3	3.1	2.7	5.0	6.3	93.6
1.5 M	14.3	3.4	5.3	3.5	3.3	3.1	2.5	2.2	4.8	8.1	50.5
2.0 M	5.9	1.0	1.8	0.8	1.5	0.7	1.3	0.5	2.3	8.6	24.3
3.0 M	1.0	0.1	0.3	0.	0.	0.1	0.	0.1	0.5	4.2	6.4
4.0 M	0.7	0.1	0.3	0.	0.	0.1	0.	0.1	0.2	3.3	4.9
5.0 M	0.7	0.1	0.3	0.	0.	0.1	0.	0.1	0.2	3.1	4.7

超過

WAVE DURATION DISTRIBUTION (YEARS OBS.PERIOD= 8.76 YEARS) AINOSHIMA

WAVE CLASSES (MORE THAN)	DURATION CLASSES HOURS --- 6	--- 12	--- 18	--- 1	DAYS --- 1.5---	2 ---	3 ---	4 ---	5 ---	TOTAL
1.0 M	41.8	15.0	10.3	5.3	9.4	3.3	3.8	1.7	0.3	0.3	91.1
2.0 M	12.9	4.1	1.5	0.9	0.6	0.3	0.1	0.	0.	0.	20.4
3.0 M	1.5	0.2	0.	0.	0.	0.	0.	0.	0.	0.	1.7
4.0 M	0.2	0.	0.	0.	0.	0.	0.	0.	0.	0.	0.2
5.0 M	0.	0.	0.	0.	0.	0.	0.	0.	0.	0.	0.
6.0 M	0.	0.	0.	0.	0.	0.	0.	0.	0.	0.	0.
7.0 M	0.	0.	0.	0.	0.	0.	0.	0.	0.	0.	0.

付表－3.28 a　釧路港　波浪階級別継続時間頻度表（冬季）

未超過

WAVE DURATION DISTRIBUTION (WINTER , OBS.PERIOD= 5.86 YEARS) KUSHIRO

WAVE CLASSES (LESS THAN)	DURATION CLASSES(DAYS) 0.5	1	2	3	4	5	6	7	10	TOTAL
0.5 M	25.4	6.5	7.0	2.6	0.9	0.9	0.2	0.	0.	43.3
1.0 M	15.2	3.4	6.7	3.2	1.7	1.9	1.0	1.4	1.4	0.5	36.3
1.5 M	7.2	2.0	2.2	3.2	1.7	1.4	1.2	1.0	2.4	1.4	23.7
2.0 M	5.3	0.5	0.9	1.7	1.4	1.4	0.9	0.7	1.4	2.9	16.9
3.0 M	2.2	0.2	0.	0.5	0.	0.3	0.2	0.7	0.5	3.1	7.7
4.0 M	0.9	0.3	0.	0.	0.	0.3	0.	0.2	0.5	2.9	5.1
5.0 M	0.9	0.	0.	0.	0.	0.3	0.	0.2	0.3	2.9	4.6

超過

WAVE DURATION DISTRIBUTION (WINTER , OBS.PERIOD= 5.86 YEARS) KUSHIRO

WAVE CLASSES (MORE THAN)	DURATION CLASSES HOURS 6	12	18	DAYS 1	1.5	2	3	4	5	TOTAL
1.0 M	14.5	5.6	2.0	2.6	3.8	2.2	1.9	1.7	0.2	0.2	34.6
2.0 M	8.4	3.1	1.5	0.9	0.7	0.2	0.2	0.	0.	0.	14.8
3.0 M	2.4	1.0	0.2	0.2	0.	0.	0.	0.	0.	0.	3.8
4.0 M	0.9	0.2	0.	0.	0.	0.	0.	0.	0.	0.	1.0
5.0 M	0.2	0.	0.	0.	0.	0.	0.	0.	0.	0.	0.2
6.0 M	0.	0.	0.	0.	0.	0.	0.	0.	0.	0.	0.
7.0 M	0.	0.	0.	0.	0.	0.	0.	0.	0.	0.	0.

付表－3.28 b　釧路港　波浪階級別継続時間頻度表（春季）

未超過

WAVE DURATION DISTRIBUTION (SPRING , OBS.PERIOD= 6.82 YEARS) KUSHIRO

WAVE CLASSES (LESS THAN)	DURATION CLASSES(DAYS) 0.5	1	2	3	4	5	6	7	10	TOTAL
0.5 M	20.7	5.1	3.8	0.7	0.6	0.1	0.	0.	0.	0.	31.1
1.0 M	19.5	5.9	8.4	4.7	1.6	1.8	0.4	0.3	0.6	0.4	43.5
1.5 M	10.0	2.8	3.8	3.4	1.9	1.2	1.3	1.8	2.1	1.2	29.3
2.0 M	4.5	1.3	1.0	0.9	1.2	0.4	0.7	1.0	0.9	3.2	15.2
3.0 M	0.6	0.3	0.1	0.	0.	0.1	0.1	0.3	0.1	2.8	4.5
4.0 M	0.	0.	0.1	0.	0.	0.1	0.	0.	0.1	1.6	2.1
5.0 M	0.	0.	0.1	0.	0.	0.1	0.	0.	0.	1.5	1.8

超過

WAVE DURATION DISTRIBUTION (SPRING , OBS.PERIOD= 6.82 YEARS) KUSHIRO

WAVE CLASSES (MORE THAN)	DURATION CLASSES HOURS 6	12	18	DAYS 1	1.5	2	3	4	5	TOTAL
1.0 M	17.9	6.0	2.3	4.1	3.8	3.1	2.8	2.3	0.3	0.4	43.1
2.0 M	9.2	1.5	1.5	0.9	0.3	1.0	0.1	0.	0.	0.	14.5
3.0 M	2.6	0.3	0.1	0.	0.	0.	0.	0.	0.	0.	3.1
4.0 M	0.3	0.	0.	0.	0.	0.	0.	0.	0.	0.	0.3
5.0 M	0.1	0.	0.	0.	0.	0.	0.	0.	0.	0.	0.1
6.0 M	0.	0.	0.	0.	0.	0.	0.	0.	0.	0.	0.
7.0 M	0.	0.	0.	0.	0.	0.	0.	0.	0.	0.	0.

付表－3.28 c　釧路港　波浪階級別継続時間頻度表（夏季）

未超過

WAVE DURATION DISTRIBUTION (SUMMER , OBS.PERIOD= 8.03 YEARS) KUSHIRO

WAVE CLASSES (LESS THAN)	DURATION CLASSES(DAYS) --- 0.5---	1 ---	2 ---	3 ---	4 ---	5 ---	6 ---	7 ---	10 ---	TOTAL
0.5 M	23.0	4.1	2.0	0.6	0.4	0.	0.	0.	0.	0.	30.1
1.0 M	17.9	3.7	3.4	2.6	1.2	1.5	1.7	0.7	2.1	0.6	35.6
1.5 M	4.9	1.6	1.0	0.7	0.9	0.4	0.2	0.2	1.0	3.2	14.2
2.0 M	2.7	0.1	0.6	0.1	0.5	0.2	0.	0.	0.4	3.6	8.3
3.0 M	0.	0.	0.1	0.1	0.2	0.	0.	0.	0.1	2.5	3.1
4.0 M	0.	0.	0.	0.1	0.2	0.	0.	0.	0.1	2.4	2.9
5.0 M	0.	0.	0.	0.	0.2	0.	0.	0.	0.1	2.2	2.6

超過

WAVE DURATION DISTRIBUTION (SUMMER , OBS.PERIOD= 8.03 YEARS) KUSHIRO

WAVE CLASSES (MORE THAN)	DURATION CLASSES HOURS --- 6	--- 12	--- 18	--- DAYS 1	--- 1.5---	2 ---	3 ---	4 ---	5 ---	TOTAL
1.0 M	21.0	5.9	3.4	1.9	2.5	1.0	1.2	0.6	0.5	0.9	38.9
2.0 M	4.2	1.1	0.7	0.1	0.2	0.1	0.1	0.	0.	0.	6.7
3.0 M	0.4	0.1	0.	0.	0.2	0.	0.	0.	0.	0.	0.7
4.0 M	0.2	0.	0.	0.1	0.	0.	0.	0.	0.	0.	0.4
5.0 M	0.	0.1	0.	0.	0.	0.	0.	0.	0.	0.	0.1
6.0 M	0.1	0.	0.	0.	0.	0.	0.	0.	0.	0.	0.1
7.0 M	0.	0.	0.	0.	0.	0.	0.	0.	0.	0.	0.

付表－3.28 d　釧路港　波浪階級別継続時間頻度表（秋季）

未超過

WAVE DURATION DISTRIBUTION (AUTUMN , OBS.PERIOD= 6.54 YEARS) KUSHIRO

WAVE CLASSES (LESS THAN)	DURATION CLASSES(DAYS) --- 0.5---	1 ---	2 ---	3 ---	4 ---	5 ---	6 ---	7 ---	10 ---	TOTAL
0.5 M	21.9	4.9	3.2	0.3	0.2	0.	0.	0.	0.	0.	30.4
1.0 M	21.1	5.5	7.8	5.8	2.4	1.5	0.8	0.	0.5	0.	45.4
1.5 M	8.1	1.7	3.4	4.6	2.8	1.5	1.2	0.5	1.1	1.8	26.6
2.0 M	3.2	1.4	0.9	2.1	1.7	0.9	0.5	0.6	1.1	3.5	15.9
3.0 M	1.8	0.5	0.	0.3	0.6	0.3	0.5	0.	0.6	3.2	7.8
4.0 M	0.9	0.3	0.	0.3	0.3	0.	0.2	0.	0.3	2.6	4.9
5.0 M	0.8	0.3	0.	0.3	0.2	0.	0.	0.	0.2	2.4	4.1

超過

WAVE DURATION DISTRIBUTION (AUTUMN , OBS.PERIOD= 6.54 YEARS) KUSHIRO

WAVE CLASSES (MORE THAN)	DURATION CLASSES HOURS --- 6	--- 12	--- 18	--- DAYS 1	--- 1.5---	2 ---	3 ---	4 ---	5 ---	TOTAL
1.0 M	17.9	6.7	4.7	2.0	4.6	2.8	3.2	1.7	0.6	0.3	44.5
2.0 M	7.3	2.8	0.9	0.9	0.8	0.5	0.5	0.2	0.	0.	13.8
3.0 M	2.6	0.9	0.5	0.3	0.2	0.	0.2	0.	0.	0.	4.6
4.0 M	0.8	0.	0.3	0.2	0.	0.	0.	0.	0.	0.	1.2
5.0 M	0.6	0.2	0.	0.	0.	0.	0.	0.	0.	0.	0.8
6.0 M	0.5	0.	0.	0.	0.	0.	0.	0.	0.	0.	0.5
7.0 M	0.2	0.	0.	0.	0.	0.	0.	0.	0.	0.	0.2

付表－3.28 e　釧路港　波浪階級別継続時間頻度表（通年）

未超過

WAVE DURATION DISTRIBUTION (YEARS , OBS.PERIOD= 6.90 YEARS) KUSHIRO

WAVE CLASSES (LESS THAN)	DURATION CLASSES (DAYS) --- 0.5 ---	1 ---	2 ---	3 ---	4 ---	5 ---	6 ---	7 ---	10 ---	TOTAL
0.5 M	88.6	20.0	15.2	3.9	1.9	0.9	0.1	0.	0.	130.6
1.0 M	72.2	17.4	23.9	16.5	6.8	6.7	4.1	2.0	4.8	1.7	156.1
1.5 M	28.8	7.5	9.1	10.7	6.7	4.2	3.9	2.9	5.9	8.1	88.0
2.0 M	14.8	2.8	3.2	3.8	3.9	2.3	2.0	2.0	2.9	12.9	50.6
3.0 M	4.1	0.9	0.3	0.3	0.6	0.7	0.6	0.7	0.9	9.1	18.1
4.0 M	1.4	0.6	0.1	0.3	0.4	0.4	0.1	0.	0.7	6.2	10.4
5.0 M	1.3	0.3	0.1	0.1	0.4	0.4	0.	0.	0.3	5.7	8.7

超過

WAVE DURATION DISTRIBUTION (YEARS , OBS.PERIOD= 6.90 YEARS) KUSHIRO

WAVE CLASSES (MORE THAN)	DURATION CLASSES HOURS --- 6	12	18	DAYS --- 1	1.5	2	3	4	5	TOTAL
1.0 M	71.0	23.3	12.0	10.3	13.9	9.0	9.0	6.1	1.4	1.9	158.0
2.0 M	28.1	8.0	4.5	2.6	1.9	1.7	0.9	0.1	0.	0.	47.8
3.0 M	7.5	2.2	0.7	0.4	0.4	0.	0.1	0.	0.	0.	11.4
4.0 M	2.0	0.1	0.3	0.3	0.	0.	0.	0.	0.	0.	2.8
5.0 M	0.9	0.3	0.	0.	0.	0.	0.	0.	0.	0.	1.2
6.0 M	0.6	0.	0.	0.	0.	0.	0.	0.	0.	0.	0.6
7.0 M	0.1	0.	0.	0.	0.	0.	0.	0.	0.	0.	0.1

付表－3.29 a　苫小牧港　波浪階級別継続時間頻度表（冬季）

未超過

WAVE DURATION DISTRIBUTION (WINTER , OBS.PERIOD=13.16 YEARS) TOMAKOMAI

WAVE CLASSES (LESS THAN)	DURATION CLASSES(DAYS) --- 0.5---	1 ---	2 ---	3 ---	4 ---	5 ---	6 ---	7 ---	10 ---	TOTAL
0.5 M	32.9	9.6	9.0	5.5	1.3	0.8	0.4	0.2	0.1	0.	59.6
1.0 M	8.4	2.3	3.6	2.3	1.8	1.1	1.1	1.7	1.1	2.1	25.4
1.5 M	3.1	0.8	1.1	1.1	1.1	0.8	0.5	1.1	1.3	3.1	14.0
2.0 M	2.2	0.3	0.8	0.4	0.5	0.5	0.4	0.5	1.0	2.8	9.3
3.0 M	0.8	0.	0.2	0.1	0.2	0.	0.3	0.1	0.4	2.2	4.2
4.0 M	0.6	0.	0.2	0.	0.2	0.	0.2	0.1	0.2	1.8	3.2
5.0 M	0.5	0..	0.2	0.	0.2	0.	0.2	0.1	0.2	1.7	3.0

超過

WAVE DURATION DISTRIBUTION (WINTER , OBS.PERIOD=13.16 YEARS) TOMAKOMAI

WAVE CLASSES (MORE THAN)	DURATION CLASSES HOURS --- 6	--- 12	--- 18	DAYS --- 1	--- 1.5---	2 ---	3 ---	4 ---	5 ---	TOTAL
1.0 M	15.8	4.6	2.1	2.3	1.7	1.0	0.4	0.2	0.2	0.	28.2
2.0 M	4.6	1.4	0.8	0.1	0.2	0.1	0.1	0.	0.	0.	7.4
3.0 M	1.4	0.2	0.	0.1	0.1	0.1	0.	0.	0.	0.	1.7
4.0 M	0.2	0.	0.1	0.	0.	0.	0.	0.	0.	0.	0.3
5.0 M	0.2	0.	0.	0.	0.	0.	0.	0.	0.	0.	0.2
6.0 M	0.1	0.	0.	0.	0.	0.	0.	0.	0.	0.	0.1
7.0 M	0.	0.	0.	0.	0.	0.	0.	0.	0.	0.	0.

付表－3.29 b　苫小牧港　波浪階級別継続時間頻度表（春季）

未超過

WAVE DURATION DISTRIBUTION (SPRING , OBS.PERIOD=14.20 YEARS) TOMAKOMAI

WAVE CLASSES (LESS THAN)	DURATION CLASSES(DAYS) --- 0.5---	1 ---	2 ---	3 ---	4 ---	5 ---	6 ---	7 ---	10 ---	TOTAL
0.5 M	35.6	7.8	7.3	2.6	0.8	0.4	0.1	0.	0.1	0.	54.7
1.0 M	14.9	2.9	4.5	3.7	1.8	1.8	1.3	0.8	1.7	0.8	34.2
1.5 M	5.5	0.7	0.7	1.1	0.8	0.7	0.9	0.8	2.0	2.7	15.9
2.0 M	1.6	0.5	0.1	0.3	0.2	0.2	0.5	0.3	0.8	3.3	7.8
3.0 M	0.1	0.1	0.	0.	0.	0.	0.	0.1	0.2	1.9	2.5
4.0 M	0.	0.	0.	0.	0.	0.	0.	0.1	0.2	1.8	2.0
5.0 M	0.	0.	0.	0.	0.	0.	0.	0.	0.1	1.6	1.8

超過

WAVE DURATION DISTRIBUTION (SPRING , OBS.PERIOD=14.20 YEARS) TOMAKOMAI

WAVE CLASSES (MORE THAN)	DURATION CLASSES HOURS --- 6	--- 12	--- 18	DAYS --- 1	--- 1.5---	2 ---	3 ---	4 ---	5 ---	TOTAL
1.0 M	19.5	5.8	3.5	2.5	2.9	0.9	1.5	0.8	0.	0.1	37.5
2.0 M	4.7	0.7	0.6	0.6	0.4	0.1	0.	0.	0.	0.	7.1
3.0 M	0.7	0.4	0.1	0.	0.	0.	0.	0.	0.	0.	1.1
4.0 M	0.3	0.1	0.	0.	0.	0.	0.	0.	0.	0.	0.4
5.0 M	0.1	0.	0.	0.	0.	0.	0.	0.	0.	0.	0.1
6.0 M	0.	0.	0.	0.	0.	0.	0.	0.	0.	0.	0.
7.0 M	0.	0..	0.	0.	0.	0.	0.	0.	0.	0.	0.

付表－3.29 c　苫小牧港　波浪階級別継続時間頻度表（夏季）

未超過

WAVE DURATION DISTRIBUTION (SUMMER , OBS.PERIOD=14.06 YEARS) TOMAKOMAI

WAVE CLASSES (LESS THAN)	DURATION CLASSES(DAYS) 0.5	1	2	3	4	5	6	7	10	TOTAL
0.5 M	38.9	6.7	5.8	2.3	1.2	0.3	0.1	0.1	0.2	0.	55.6
1.0 M	13.5	3.0	2.4	1.8	1.6	1.6	0.9	0.9	1.1	1.6	28.3
1.5 M	4.3	0.9	1.2	0.5	0.4	0.6	0.4	0.1	1.2	2.7	12.2
2.0 M	2.1	0.4	0.6	0.1	0.1	0.1	0.1	0.1	0.6	2.1	6.4
3.0 M	0.9	0.1	0.2	0.2	0.1	0.	0.1	0.	0.3	1.5	3.4
4.0 M	0.7	0.1	0.1	0.2	0.1	0.	0.	0.	0.3	1.4	2.9
5.0 M	0.7	0.1	0.1	0.2	0.1	0.	0.	0.	0.3	1.4	2.9

超過

WAVE DURATION DISTRIBUTION (SUMMER , OBS.PERIOD=14.06 YEARS) TOMAKOMAI

WAVE CLASSES (MORE THAN)	DURATION CLASSES HOURS 6	12	18	DAYS 1	1.5	2	3	4	5	TOTAL
1.0 M	16.7	4.5	2.7	1.8	1.5	1.6	1.0	0.3	0.2	0.3	30.5
2.0 M	2.6	1.0	0.1	0.1	0.2	0.	0.	0.	0.	0.	4.1
3.0 M	0.6	0.1	0.	0.	0.	0.	0.	0.	0.	0.	0.6
4.0 M	0.	0.	0.	0.	0.	0.	0.	0.	0.	0.	0.
5.0 M	0.	0.	0.	0.	0.	0.	0.	0.	0.	0.	0.
6.0 M	0.	0.	0.	0.	0.	0.	0.	0.	0.	0.	0.
7.0 M	0.	0.	0.	0.	0.	0.	0.	0.	0.	0.	0.

付表－3.29 d　苫小牧港　波浪階級別継続時間頻度表（秋季）

未超過

WAVE DURATION DISTRIBUTION (AUTUMN , OBS.PERIOD=13.73 YEARS) TOMAKOMAI

WAVE CLASSES (LESS THAN)	DURATION CLASSES(DAYS) 0.5	1	2	3	4	5	6	7	10	TOTAL
0.5 M	28.6	8.2	8.2	2.3	0.7	0.4	0.2	0.	0.	0.	48.7
1.0 M	11.9	2.2	4.4	3.6	3.0	1.9	1.5	0.5	0.9	0.6	30.5
1.5 M	6.0	0.8	1.5	1.7	1.2	1.2	1.1	0.7	1.3	2.5	17.8
2.0 M	2.5	0.3	0.3	0.7	0.7	0.6	0.5	0.5	0.9	3.2	10.2
3.0 M	0.7	0.1	0.1	0.	0.1	0.1	0.1	0.1	0.4	2.3	4.0
4.0 M	0.4	0.1	0.1	0.	0.	0.	0.1	0.1	0.2	1.7	2.8
5.0 M	0.4	0.1	0.1	0.	0.	0.	0.1	0.1	0.2	1.5	2.5

超過

WAVE DURATION DISTRIBUTION (AUTUMN , OBS.PERIOD=13.73 YEARS) TOMAKOMAI

WAVE CLASSES (MORE THAN)	DURATION CLASSES HOURS 6	12	18	DAYS 1	1.5	2	3	4	5	TOTAL
1.0 M	18.0	4.8	2.3	2.8	2.6	1.5	1.5	0.5	0.1	0.2	34.3
2.0 M	5.0	1.9	0.9	0.6	0.2	0.2	0.1	0.1	0.	0.	9.0
3.0 M	1.3	0.4	0.4	0.	0.	0.1	0.	0.	0.	0.	2.1
4.0 M	0.2	0.1	0.	0.1	0.	0.	0.	0.	0.	0.	0.4
5.0 M	0.1	0.	0.	0.	0.	0.	0.	0.	0.	0.	0.1
6.0 M	0.	0.	0.	0.	0.	0.	0.	0.	0.	0.	0.
7.0 M	0.	0.	0.	0.	0.	0.	0.	0.	0.	0.	0.

付表－3.29 e　苫小牧港　波浪階級別継続時間頻度表（通年）

未超過

WAVE DURATION DISTRIBUTION (YEARS , OBS.PERIOD=13.88 YEARS) TOMAKOMAI

WAVE CLASSES (LESS THAN)	DURATION CLASSES(DAYS) 0.5	1	2	3	4	5	6	7	10	TOTAL
0.5 M	134.5	31.3	29.7	12.6	3.9	1.9	0.9	0.2	0.4	0.	215.4
1.0 M	47.6	9.6	14.3	11.2	7.5	6.3	4.7	3.7	4.9	5.3	114.9
1.5 M	18.5	2.6	3.7	3.7	3.2	2.7	2.8	2.2	4.9	11.7	56.1
2.0 M	8.1	1.2	1.3	1.0	1.1	1.2	1.2	1.0	2.3	11.4	29.8
3.0 M	2.2	0.2	0.3	0.2	0.3	0.1	0.3	0.1	0.9	5.4	9.9
4.0 M	1.7	0.1	0.3	0.1	0.2	0.	0.1	0.1	0.6	3.6	6.8
5.0 M	1.6	0.1	0.3	0.1	0.2	0.	0.1	0.	0.6	3.2	6.2

超過

WAVE DURATION DISTRIBUTION (YEARS , OBS.PERIOD=13.88 YEARS) TOMAKOMAI

WAVE CLASSES (MORE THAN)	DURATION CLASSES HOURS 6	12	18	DAYS 1	1.5	2	3	4	5	TOTAL
1.0 M	69.4	19.3	10.2	9.4	8.6	4.8	4.4	1.8	0.3	0.7	128.9
2.0 M	16.6	4.9	2.4	1.4	1.1	0.4	0.1	0.1	0.	0.	27.1
3.0 M	3.9	0.9	0.4	0.1	0.1	0.1	0.	0.	0.	0.	5.5
4.0 M	0.7	0.1	0.1	0.1	0.	0.	0.	0.	0.	0.	1.0
5.0 M	0.4	0.	0.	0.	0.	0.	0.	0.	0.	0.	0.4
6.0 M	0.1	0.	0.	0.	0.	0.	0.	0.	0.	0.	0.1
7.0 M	0.	0.	0.	0.	0.	0.	0.	0.	0.	0.	0.

付表－3.30 a　瀬棚港　波浪階級別継続時間頻度表（冬季）

未超過

WAVE DURATION DISTRIBUTION (WINTER , OBS.PERIOD= 4.64 YEARS) SEDANA

WAVE CLASSES (LESS THAN)	DURATION CLASSES(DAYS) 0.5	1	2	3	4	5	6	7	10	TOTAL
0.5 M	7.5	1.9	1.1	0.2	0.	0.	0.	0.	0.	10.8
1.0 M	15.5	8.4	5.4	2.6	0.	0.2	0.	0.	0.	32.1
1.5 M	19.8	6.5	9.1	4.7	1.1	0.9	0.4	0.	0.	42.5
2.0 M	21.1	5.0	8.0	5.2	1.9	1.3	0.6	0.6	0.6	0.2	44.6
3.0 M	6.9	1.3	1.9	1.5	1.9	1.3	0.2	0.4	3.0	2.4	20.9
4.0 M	5.4	0.	0.6	0.4	0.2	0.	0.4	0.2	1.1	3.7	12.1
5.0 M	1.5	0.4	0.	0.	0.2	0.	0.	0.	0.2	2.4	4.7

超過

WAVE DURATION DISTRIBUTION (WINTER , OBS.PERIOD= 4.64 YEARS) SEDANA

WAVE CLASSES (MORE THAN)	DURATION CLASSES HOURS 6	12	18	DAYS 1	1.5	2	3	4	5	TOTAL
1.0 M	9.1	3.0	1.3	1.5	3.4	2.4	3.7	3.0	1.5	4.1	33.0
2.0 M	19.4	7.1	4.7	3.7	3.7	2.4	1.7	0.9	1.3	0.2	45.0
3.0 M	10.6	5.2	1.1	0.6	1.3	1.1	0.2	0.6	0.	0.	20.7
4.0 M	9.1	1.1	1.1	0.	0.	0.2	0.	0.	0.	0.	11.4
5.0 M	2.8	0.4	0.	0.	0.	0.	0.	0.	0.	0.	3.2
6.0 M	0.2	0.	0.	0.	0.	0.	0.	0.	0.	0.	0.2
7.0 M	0.	0.	0.	0.	0.	0.	0.	0.	0.	0.	0.

付表－3.30 b　瀬棚港　波浪階級別継続時間頻度表（春季）

未超過

WAVE DURATION DISTRIBUTION (SPRING , OBS.PERIOD= 4.44 YEARS) SEDANA

WAVE CLASSES (LESS THAN)	DURATION CLASSES(DAYS) 0.5	1	2	3	4	5	6	7	10	TOTAL
0.5 M	18.0	3.6	4.3	2.3	1.8	0.2	0.	0.	0.	0.2	30.4
1.0 M	13.3	3.6	6.1	2.5	2.3	1.1	0.7	0.2	1.1	0.7	31.5
1.5 M	11.0	2.5	4.5	2.5	2.3	0.9	0.2	0.7	0.7	1.8	27.0
2.0 M	7.0	1.1	1.8	1.6	1.8	0.9	1.1	0.7	0.5	1.8	18.2
3.0 M	1.4	0.5	0.5	0.5	0.2	0.	0.5	0.2	0.7	2.3	6.5
4.0 M	0.5	0.2	0.	0.	0.	0.	0.2	0.	0.7	1.4	2.9
5.0 M	0.	0.2	0.	0.	0.	0.	0.	0.	0.	1.4	1.6

超過

WAVE DURATION DISTRIBUTION (SPRING , OBS.PERIOD= 4.44 YEARS) SEDANA

WAVE CLASSES (MORE THAN)	DURATION CLASSES HOURS 6	12	18	DAYS 1	1.5	2	3	4	5	TOTAL
1.0 M	11.9	4.3	3.6	2.3	2.3	2.9	2.5	0.9	0.9	0.5	32.0
2.0 M	8.8	2.3	1.8	1.8	1.4	0.9	0.5	0.2	0.	0.	17.6
3.0 M	3.2	1.1	0.2	0.5	0.2	0.	0.	0.	0.	0.	5.2
4.0 M	1.6	0.	0.2	0.	0.	0.	0.	0.	0.	0.	1.8
5.0 M	0.2	0.	0.	0.	0.	0.	0.	0.	0.	0.	0.2
6.0 M	0.	0.	0.	0.	0.	0.	0.	0.	0.	0.	0.
7.0 M	0.	0.	0.	0.	0.	0.	0.	0.	0.	0.	0.

付表－3.30 c　瀬棚港　波浪階級別継続時間頻度表（夏季）

未超過

WAVE DURATION DISTRIBUTION (SUMMER , OBS.PERIOD= 3.70 YEARS) SEDANA

WAVE CLASSES (LESS THAN)	DURATION CLASSES(DAYS) --- 0.5---	1 ---	2 ---	3 ---	4 ---	5 ---	6 ---	7 ---	10 ---	TOTAL
0.5 M	13.5	4.3	4.6	3.5	1.4	1.4	0.5	1.1	0.8	1.4	32.4
1.0 M	4.1	1.1	0.3	1.1	1.4	0.3	0.5	1.4	1.1	1.9	13.0
1.5 M	0.3	0.	0.	0.	0.5	0.	0.	0.3	0.5	2.2	3.8
2.0 M	0.3	0.	0.	0.	0.	0.	0.	0.	0.3	1.6	2.2
3.0 M	0.	0.	0.	0.	0.	0.	0.	0.	0.	1.6	1.6
4.0 M	0.	0.	0.	0.	0.	0.	0.	0.	0.	1.6	1.6
5.0 M	0.	0.	0.	0.	0.	0.	0.	0.	0.	1.6	1.6

超過

WAVE DURATION DISTRIBUTION (SUMMER , OBS.PERIOD= 3.70 YEARS) SEDANA

WAVE CLASSES (MORE THAN)	DURATION CLASSES HOURS --- 6	--- 12	--- 18	--- 1	DAYS --- 1.5---	2 ---	3 ---	4 ---	5 ---	TOTAL
1.0 M	6.8	1.9	1.6	0.5	0.5	0.	0.	0.	0.	0.	11.4
2.0 M	0.5	0.	0.	0.	0.	0.	0.	0.	0.	0.	0.5
3.0 M	0.	0.	0.	0.	0.	0.	0.	0.	0.	0.	0.
4.0 M	0.	0.	0.	0.	0.	0.	0.	0.	0.	0.	0.
5.0 M	0.	0.	0.	0.	0.	0.	0.	0.	0.	0.	0.
6.0 M	0.	0.	0.	0.	0.	0.	0.	0.	0.	0.	0.
7.0 M	0.	0.	0.	0.	0.	0.	0.	0.	0.	0.	0.

付表－3.30 d　瀬棚港　波浪階級別継続時間頻度表（秋季）

未超過

WAVE DURATION DISTRIBUTION (AUTUMN , OBS.PERIOD= 4.14 YEARS) SEDANA

WAVE CLASSES (LESS THAN)	DURATION CLASSES(DAYS) --- 0.5---	1 ---	2 ---	3 ---	4 ---	5 ---	6 ---	7 ---	10 ---	TOTAL
0.5 M	11.4	6.0	3.4	1.4	0.2	0.2	0.2	0.2	0.	0.	23.2
1.0 M	15.0	2.7	4.6	3.1	1.2	0.7	0.2	0.	0.5	1.0	29.0
1.5 M	15.0	4.8	4.6	3.9	1.4	1.0	0.	0.5	0.7	1.2	33.1
2.0 M	10.6	5.6	3.9	2.9	2.4	0.7	0.7	0.2	1.0	1.4	29.5
3.0 M	3.4	0.2	1.2	1.0	1.7	0.7	0.2	0.7	0.7	3.1	13.0
4.0 M	1.4	0.5	0.2	0.5	0.5	0.7	0.5	0.2	0.7	3.4	8.7
5.0 M	0.5	0.2	0.	0.2	0.2	0.	0.2	0.	0.	3.1	4.6

超過

WAVE DURATION DISTRIBUTION (AUTUMN , OBS.PERIOD= 4.14 YEARS) SEDANA

WAVE CLASSES (MORE THAN)	DURATION CLASSES HOURS --- 6	--- 12	--- 18	--- 1	DAYS --- 1.5---	2 ---	3 ---	4 ---	5 ---	TOTAL
1.0 M	8.5	1.7	2.7	1.7	3.4	2.9	2.2	3.1	1.0	1.7	28.7
2.0 M	11.6	5.3	3.4	2.2	2.2	1.7	2.7	0.2	0.	0.	29.2
3.0 M	4.8	2.2	0.7	1.9	1.0	0.7	0.5	0.	0.	0.	11.8
4.0 M	4.3	1.7	0.7	0.5	0.	0.2	0.	0.	0.	0.	7.5
5.0 M	1.9	0.7	0.	0.	0.2	0.	0.	0.	0.	0.	2.9
6.0 M	0.5	0.	0.2	0.	0.	0.	0.	0.	0.	0.	0.7
7.0 M	0.	0.	0.	0.	0.	0.	0.	0.	0.	0.	0.

付表－3.30 e　瀬棚港　波浪階級別継続時間頻度表（通年）

未超過

WAVE DURATION DISTRIBUTION (YEARS , OBS.PERIOD= 4.31 YEARS) SEDANA

WAVE CLASSES (LESS THAN)	DURATION CLASSES(DAYS) --- 0.5---	1 ---	2 ---	3 ---	4 ---	5 ---	6 ---	7 ---	10 ---	TOTAL
0.5 M	48.0	15.5	12.1	6.3	3.7	1.6	0.7	0.9	0.7	1.6	91.2
1.0 M	48.0	16.0	16.0	8.8	4.4	2.6	1.6	1.2	2.1	3.2	103.9
1.5 M	46.6	13.9	17.9	11.4	5.1	2.8	0.7	1.4	1.2	4.6	105.6
2.0 M	39.7	11.8	13.2	10.0	5.8	3.2	2.1	1.9	1.9	4.2	93.7
3.0 M	11.4	1.6	3.5	2.6	4.2	1.9	0.7	1.4	4.6	7.7	39.4
4.0 M	7.7	0.5	0.9	0.7	0.5	0.7	0.9	0.	2.3	7.9	22.0
5.0 M	1.9	0.7	0.	0.	0.2	0.	0.	0.	0.2	5.3	8.4

超過

WAVE DURATION DISTRIBUTION (YEARS , OBS.PERIOD= 4.31 YEARS) SEDANA

WAVE CLASSES (MORE THAN)	DURATION CLASSES HOURS --- 6	--- 12	--- 18	---	DAYS 1 --- 1.5---	2 ---	3 ---	4 ---	5 ---	TOTAL
1.0 M	35.5	10.4	8.6	6.0	10.0	7.9	7.9	7.4	3.7	6.5	103.9
2.0 M	41.1	14.6	9.5	8.1	7.7	4.9	5.1	1.4	1.4	0.2	94.0
3.0 M	18.6	8.6	2.3	3.0	2.6	1.9	0.7	0.7	0.	0.	38.3
4.0 M	14.8	2.8	2.1	0.5	0.	0.5	0.	0.	0.	0.	20.6
5.0 M	5.1	1.2	0.	0.	0.2	0.	0.	0.	0.	0.	6.5
6.0 M	0.7	0.	0.2	0.	0.	0.	0.	0.	0.	0.	0.9
7.0 M	0.	0.	0.	0.	0.	0.	0.	0.	0.	0.	0.

付表－3.31 a　留萌港　波浪階級別継続時間頻度表（冬季）

未超過

WAVE DURATION DISTRIBUTION (WINTER , OBS.PERIOD=12.90 YEARS) RUMOI

WAVE CLASSES (LESS THAN)	DURATION CLASSES(DAYS) 0.5	1	2	3	4	5	6	7	10	TOTAL
0.5 M	12.0	3.8	2.9	0.5	0.2	0.	0.	0.	0.	19.4
1.0 M	17.4	6.4	6.4	2.1	0.9	0.8	0.3	0.	0.	0.1	34.4
1.5 M	18.3	6.0	7.3	3.7	1.7	1.1	0.9	0.2	0.3	0.3	39.8
2.0 M	14.5	4.1	6.0	4.0	1.8	1.2	1.2	1.0	1.0	0.7	35.5
3.0 M	5.8	1.0	2.0	1.2	0.8	1.2	0.5	1.4	1.6	2.2	17.5
4.0 M	2.2	0.5	0.6	0.6	0.2	0.2	0.5	0.5	0.9	2.7	8.8
5.0 M	0.9	0.5	0.4	0.5	0.	0.1	0.3	0.2	0.5	2.4	5.7

超過

WAVE DURATION DISTRIBUTION (WINTER , OBS.PERIOD=12.90 YEARS) RUMOI

WAVE CLASSES (MORE THAN)	DURATION CLASSES HOURS 6	12	18	DAYS 1	1.5	2	3	4	5	TOTAL
1.0 M	8.1	2.6	2.9	2.0	3.6	3.8	4.0	2.0	1.5	2.4	32.9
2.0 M	18.3	6.0	3.9	1.7	2.9	1.7	1.1	0.5	0.1	0.2	36.2
3.0 M	9.2	2.9	0.9	0.6	1.0	0.5	0.	0.	0.	0.	15.0
4.0 M	3.7	0.5	0.5	0.2	0.2	0.	0.	0.	0.	0.	5.2
5.0 M	1.2	0.2	0.1	0.	0.1	0.	0.	0.	0.	0.	1.5
6.0 M	0.5	0.1	0.	0.	0.	0.	0.	0.	0.	0.	0.5
7.0 M	0.1	0.	0.	0.	0.	0.	0.	0.	0.	0.	0.1

付表－3.31 b　留萌港　波浪階級別継続時間頻度表（春季）

未超過

WAVE DURATION DISTRIBUTION (SPRING , OBS.PERIOD=12.56 YEARS) RUMOI

WAVE CLASSES (LESS THAN)	DURATION CLASSES(DAYS) 0.5	1	2	3	4	5	6	7	10	TOTAL
0.5 M	21.1	6.1	7.0	2.1	1.0	0.4	0.2	0.2	0.	0.1	38.2
1.0 M	15.7	5.6	7.3	4.1	2.1	1.3	0.9	0.6	1.0	0.4	38.9
1.5 M	7.6	1.9	4.4	2.5	2.8	1.1	1.2	0.5	1.2	1.7	24.8
2.0 M	4.5	1.0	1.6	1.8	1.3	0.9	0.9	0.7	1.2	2.3	16.1
3.0 M	1.2	0.5	0.6	0.4	0.2	0.5	0.4	0.4	0.5	2.5	7.1
4.0 M	0.3	0.3	0.5	0.2	0.2	0.2	0.2	0.3	0.3	1.9	4.5
5.0 M	0.5	0.2	0.4	0.2	0.2	0.2	0.2	0.3	0.2	1.6	4.0

超過

WAVE DURATION DISTRIBUTION (SPRING , OBS.PERIOD=12.56 YEARS) RUMOI

WAVE CLASSES (MORE THAN)	DURATION CLASSES HOURS 6	12	18	DAYS 1	1.5	2	3	4	5	TOTAL
1.0 M	15.9	7.1	4.5	2.5	3.5	3.0	1.6	0.6	0.3	0.3	39.5
2.0 M	7.4	2.2	1.6	1.1	0.9	0.2	0.4	0.	0.	0.	13.9
3.0 M	2.6	0.8	0.4	0.2	0.1	0.1	0.	0.	0.	0.	4.1
4.0 M	1.0	0.3	0.2	0.	0.	0.	0.	0.	0.	0.	1.5
5.0 M	0.4	0.2	0.	0.	0.	0.	0.	0.	0.	0.	0.6
6.0 M	0.1	0.	0.	0.	0.	0.	0.	0.	0.	0.	0.1
7.0 M	0.	0.	0.	0.	0.	0.	0.	0.	0.	0.	0.

付表－3.31 c　留萌港　波浪階級別継続時間頻度表（夏季）

未超過

WAVE DURATION DISTRIBUTION (SUMMER , OBS.PERIOD=13.13 YEARS) RUMOI

WAVE CLASSES (LESS THAN)	DURATION CLASSES (DAYS) 0.5	1	2	3	4	5	6	7	10	TOTAL
0.5 M	15.9	5.2	6.1	2.8	2.0	1.6	1.0	0.6	0.5	0.9	36.6
1.0 M	5.6	1.4	2.6	1.8	1.2	1.2	0.8	0.8	0.8	2.2	18.6
1.5 M	1.2	0.3	0.8	0.9	0.7	0.5	0.3	0.4	0.8	2.6	8.5
2.0 M	0.5	0.1	0.4	0.5	0.1	0.2	0.2	0.4	0.8	2.1	5.2
3.0 M	0.2	0.1	0.4	0.3	0.1	0.1	0.2	0.3	0.5	1.8	4.0
4.0 M	0.2	0.1	0.4	0.3	0.1	0.1	0.1	0.3	0.5	1.8	3.8
5.0 M	0.2	0.1	0.4	0.3	0.1	0.1	0.1	0.3	0.5	1.8	3.8

超過

WAVE DURATION DISTRIBUTION (SUMMER , OBS.PERIOD=13.13 YEARS) RUMOI

WAVE CLASSES (MORE THAN)	DURATION CLASSES HOURS 6	12	18	DAYS 1	1.5	2	3	4	5	TOTAL
1.0 M	8.8	3.7	1.3	1.1	1.1	0.3	0.2	0.	0.	0.	16.4
2.0 M	1.1	0.2	0.1	0.	0.1	0.	0.	0.	0.	0.	1.4
3.0 M	0.2	0.1	0.	0.	0.	0.	0.	0.	0.	0.	0.2
4.0 M	0.1	0.	0.	0.	0.	0.	0.	0.	0.	0.	0.1
5.0 M	0.	0.	0.	0.	0.	0.	0.	0.	0.	0.	0.
6.0 M	0.	0.	0.	0.	0.	0.	0.	0.	0.	0.	0.
7.0 M	0.	0.	0.	0.	0.	0.	0.	0.	0.	0.	0.

付表－3.31 d　留萌港　波浪階級別継続時間頻度表（秋季）

未超過

WAVE DURATION DISTRIBUTION (AUTUMN , OBS.PERIOD=13.63 YEARS) RUMOI

WAVE CLASSES (LESS THAN)	DURATION CLASSES (DAYS) 0.5	1	2	3	4	5	6	7	10	TOTAL
0.5 M	12.9	4.0	5.4	2.1	0.9	0.4	0.	0.1	0.1	0.1	26.0
1.0 M	14.0	4.5	6.2	3.4	2.1	0.8	0.2	0.3	0.6	0.4	32.5
1.5 M	11.6	2.6	4.5	3.6	1.7	1.2	0.7	0.4	1.1	1.1	28.7
2.0 M	9.1	2.9	3.2	1.5	1.9	1.4	0.8	0.5	1.1	1.8	24.2
3.0 M	2.9	0.8	1.0	0.6	1.3	0.7	1.0	0.4	1.0	2.4	12.0
4.0 M	1.1	0.4	0.1	0.5	0.4	0.4	0.4	0.2	0.1	2.8	6.4
5.0 M	0.9	0.1	0.1	0.1	0.2	0.3	0.4	0.3	0.1	2.3	4.7

超過

WAVE DURATION DISTRIBUTION (AUTUMN , OBS.PERIOD=13.63 YEARS) RUMOI

WAVE CLASSES (MORE THAN)	DURATION CLASSES HOURS 6	12	18	DAYS 1	1.5	2	3	4	5	TOTAL
1.0 M	9.2	4.0	2.7	2.8	3.7	2.5	3.3	1.0	1.0	1.0	31.1
2.0 M	12.0	3.2	2.3	1.6	2.1	1.2	1.2	0.1	0.	0.	23.7
3.0 M	4.8	2.2	1.0	0.6	0.7	0.2	0.2	0.	0.	0.	9.8
4.0 M	2.1	0.5	0.6	0.1	0.2	0.1	0.	0.	0.	0.	3.5
5.0 M	1.6	0.1	0.1	0.	0.	0.	0.	0.	0.	0.	1.9
6.0 M	0.4	0.	0.	0.	0.	0.	0.	0.	0.	0.	0.4
7.0 M	0.1	0.	0.	0.	0.	0.	0.	0.	0.	0.	0.1

付表－3.31 e　留萌港　波浪階級別継続時間頻度表（通年）

未超過

WAVE DURATION DISTRIBUTION (YEARS , OBS.PERIOD=13.14 YEARS) RUMOI

WAVE CLASSES (LESS THAN)	DURATION CLASSES(DAYS) 0.5	1	2	3	4	5	6	7	10	TOTAL
0.5 M	60.4	18.7	20.7	6.9	4.0	2.6	1.3	0.9	0.7	1.0	117.3
1.0 M	51.6	17.5	21.6	10.9	6.0	3.4	2.3	1.9	2.4	3.0	120.6
1.5 M	37.8	10.5	16.2	10.2	6.5	3.4	3.0	1.7	3.3	5.4	98.1
2.0 M	27.9	7.9	10.5	7.2	4.9	3.3	2.9	2.3	4.0	6.5	77.4
3.0 M	9.7	2.1	3.5	2.1	2.3	2.1	1.9	2.1	3.3	7.6	36.8
4.0 M	3.5	1.1	1.2	1.4	0.8	0.6	0.8	1.2	1.6	7.2	19.5
5.0 M	2.4	0.8	0.9	0.8	0.5	0.4	0.8	1.1	1.1	5.6	14.1

超過

WAVE DURATION DISTRIBUTION (YEARS , OBS.PERIOD=13.14 YEARS) RUMOI

WAVE CLASSES (MORE THAN)	DURATION CLASSES HOURS 6	12	18	DAYS 1	1.5	2	3	4	5	TOTAL
1.0 M	41.3	16.7	11.3	8.1	11.6	9.4	8.7	3.3	3.0	3.9	117.4
2.0 M	38.0	11.6	7.8	4.3	5.8	3.0	2.8	0.7	0.1	0.2	74.1
3.0 M	16.7	5.9	2.2	1.3	1.8	0.8	0.2	0.	0.	0.	28.9
4.0 M	6.8	1.4	1.2	0.3	0.5	0.1	0.	0.	0.	0.	10.3
5.0 M	3.2	0.5	0.2	0.	0.1	0.	0.	0.	0.	0.	4.0
6.0 M	0.9	0.1	0.	0.	0.	0.	0.	0.	0.	0.	1.0
7.0 M	0.2	0.	0.	0.	0.	0.	0.	0.	0.	0.	0.2

付表－3.32 a　紋別港　波浪階級別継続時間頻度表（冬季）

未超過

WAVE DURATION DISTRIBUTION (WINTER , OBS.PERIOD= 6.18 YEARS) HONBETSU

WAVE CLASSES	DURATION CLASSES(DAYS) --- 0.5---	1 ---	2 ---	3 ---	4 ---	5 ---	6 ---	7 ---	10 ---	TOTAL
(LESS THAN)										
0.5 M	21.4	6.1	3.1	1.5	0.2	0.2	0.2	0.	0.2	0.	32.7
1.0 M	21.4	6.1	8.6	3.9	1.6	0.8	0.8	0.2	0.	0.3	43.7
1.5 M	14.9	4.5	7.1	4.0	2.4	1.3	1.0	0.8	1.3	0.8	38.2
2.0 M	9.9	2.1	3.9	1.8	2.1	1.8	1.5	0.5	2.6	1.6	27.7
3.0 M	3.9	1.0	1.1	1.5	0.5	0.6	0.2	0.	1.9	3.2	13.9
4.0 M	2.9	1.0	1.3	0.5	0.5	0.5	0.2	0.	0.8	3.1	10.7
5.0 M	1.8	0.6	1.3	0.5	0.3	0.3	0.2	0.	0.8	2.6	8.4

超過

WAVE DURATION DISTRIBUTION (WINTER , OBS.PERIOD= 6.18 YEARS) HONBETSU

WAVE CLASSES	DURATION CLASSES HOURS --- 6 ---	12 ---	18 ---	DAYS 1 ---	1.5---	2 ---	3 ---	4 ---	5 ---	TOTAL
(MORE THAN)										
1.0 M	14.9	4.5	2.8	3.1	3.9	2.4	3.7	1.9	1.5	1.3	40.0
2.0 M	12.6	2.8	2.8	2.3	1.0	0.8	1.3	0.5	0.2	0.	24.1
3.0 M	4.0	0.5	1.0	0.5	0.8	0.3	0.2	0.2	0.	0.	7.4
4.0 M	3.7	0.5	0.2	0.5	0.	0.	0.	0.	0.	0.	4.9
5.0 M	0.6	0.3	0.2	0.	0.	0.	0.	0.	0.	0.	1.1
6.0 M	0.3	0.	0.	0.	0.	0.	0.	0.	0.	0.	0.3
7.0 M	0.	0.	0.	0.	0.	0.	0.	0.	0.	0.	0.

付表－3.32 b　紋別港　波浪階級別継続時間頻度表（春季）

未超過

WAVE DURATION DISTRIBUTION (SPRING , OBS.PERIOD= 5.98 YEARS) HONBETSU

WAVE CLASSES	DURATION CLASSES(DAYS) --- 0.5---	1 ---	2 ---	3 ---	4 ---	5 ---	6 ---	7 ---	10 ---	TOTAL
(LESS THAN)										
0.5 M	23.1	7.0	9.0	3.2	2.3	1.5	0.3	0.5	0.3	0.2	47.5
1.0 M	11.9	2.8	4.3	3.3	1.3	2.3	1.5	0.8	1.5	1.2	31.1
1.5 M	5.4	1.2	1.3	1.2	0.3	1.2	0.8	0.7	1.5	3.2	16.7
2.0 M	3.5	0.5	1.7	0.5	0.2	0.8	0.3	0.2	1.5	3.0	12.2
3.0 M	0.8	0.2	1.3	0.7	0.	0.7	0.	0.	0.5	2.3	6.5
4.0 M	0.8	0.2	1.2	0.5	0.2	0.7	0.	0.	0.5	1.8	5.9
5.0 M	0.7	0.2	1.0	0.5	0.	0.7	0.	0.	0.5	1.8	5.4

超過

WAVE DURATION DISTRIBUTION (SPRING , OBS.PERIOD= 5.98 YEARS) HONBETSU

WAVE CLASSES	DURATION CLASSES HOURS --- 6 ---	12 ---	18 ---	DAYS 1 ---	1.5---	2 ---	3 ---	4 ---	5 ---	TOTAL
(MORE THAN)										
1.0 M	15.6	6.5	1.5	1.2	2.0	0.8	0.7	1.3	0.2	0.2	29.9
2.0 M	4.5	1.8	0.7	0.	0.3	0.3	0.2	0.	0.	0.	7.9
3.0 M	0.7	0.2	0.3	0.2	0.2	0.	0.	0.	0.	0.	1.5
4.0 M	0.3	0.2	0.	0.	0.	0.	0.	0.	0.	0.	0.5
5.0 M	0.	0.	0.	0.	0.	0.	0.	0.	0.	0.	0.
6.0 M	0.	0.	0.	0.	0.	0.	0.	0.	0.	0.	0.
7.0 M	0.	0.	0.	0.	0.	0.	0.	0.	0.	0.	0.

付表－3.32 c　紋別港　波浪階級別継続時間頻度表（夏季）

未超過

WAVE DURATION DISTRIBUTION (SUMMER , OBS.PERIOD= 7.90 YEARS) MONBETSU

WAVE CLASSES (LESS THAN)	DURATION CLASSES (DAYS) --- 0.5 ---	1 ---	2 ---	3 ---	4 ---	5 ---	6 ---	7 ---	10 ---	TOTAL
0.5 M	19.1	4.1	4.4	2.3	1.5	1.0	1.3	0.9	1.5	0.6	36.7
1.0 M	7.5	1.0	2.3	0.6	0.4	0.6	0.6	0.5	1.0	3.3	17.8
1.5 M	2.8	0.	0.1	0.4	0.3	0.1	0.1	0.3	0.8	2.5	7.3
2.0 M	0.5	0.	0.	0.	0.1	0.1	0.	0.1	0.4	2.4	3.7
3.0 M	0.	0.1	0.	0.	0.1	0.1	0.	0.1	0.3	1.9	2.7
4.0 M	0.	0.	0.	0.	0.1	0.1	0.	0.1	0.3	1.8	2.4
5.0 M	0.	0.	0.	0.	0.1	0.1	0.	0.1	0.3	1.8	2.4

超過

WAVE DURATION DISTRIBUTION (SUMMER , OBS.PERIOD= 7.90 YEARS) MONBETSU

WAVE CLASSES (MORE THAN)	DURATION CLASSES HOURS --- 6	12	18	DAYS --- 1	1.5	2	3	4	5	TOTAL
1.0 M	11.3	2.2	1.8	1.0	1.5	0.4	1.0	0.3	0.	0.1	19.5
2.0 M	0.6	0.3	0.1	0.1	0.3	0.	0.	0.	0.	0.	1.4
3.0 M	0.3	0.	0.	0.	0.	0.	0.	0.	0.	0.	0.3
4.0 M	0.	0.	0.	0.	0.	0.	0.	0.	0.	0.	0.
5.0 M	0.	0.	0.	0.	0.	0.	0.	0.	0.	0.	0.
6.0 M	0.	0.	0.	0.	0.	0.	0.	0.	0.	0.	0.
7.0 M	0.	0.	0.	0.	0.	0.	0.	0.	0.	0.	0.

付表－3.32 d　紋別港　波浪階級別継続時間頻度表（秋季）

未超過

WAVE DURATION DISTRIBUTION (AUTUMN , OBS.PERIOD= 9.12 YEARS) MONBETSU

WAVE CLASSES (LESS THAN)	DURATION CLASSES (DAYS) --- 0.5 ---	1 ---	2 ---	3 ---	4 ---	5 ---	6 ---	7 ---	10 ---	TOTAL
0.5 M	22.5	6.1	4.1	1.9	0.8	0.4	0.2	0.	0.	0.1	36.1
1.0 M	20.4	4.8	6.9	3.5	1.5	1.6	1.1	0.7	0.8	0.5	41.9
1.5 M	8.3	2.2	2.2	2.7	1.9	1.5	0.7	0.7	1.1	2.4	23.7
2.0 M	5.8	0.3	0.9	0.9	0.9	0.5	1.0	0.8	1.3	2.9	15.2
3.0 M	1.3	0.3	0.2	0.4	0.1	0.1	0.1	0.2	1.0	3.0	6.8
4.0 M	0.7	0.2	0.2	0.2	0.1	0.1	0.	0.1	0.3	2.3	4.3
5.0 M	0.5	0.2	0.	0.1	0.	0.2	0.	0.1	0.2	2.0	3.4

超過

WAVE DURATION DISTRIBUTION (AUTUMN , OBS.PERIOD= 9.12 YEARS) MONBETSU

WAVE CLASSES (MORE THAN)	DURATION CLASSES HOURS --- 6	12	18	DAYS --- 1	1.5	2	3	4	5	TOTAL
1.0 M	20.0	4.7	3.4	2.5	3.0	2.0	2.7	1.1	0.9	1.1	41.3
2.0 M	6.7	2.5	1.0	1.0	1.2	0.9	0.5	0.3	0.	0.	14.1
3.0 M	3.1	0.3	0.3	0.3	0.4	0.3	0.1	0.	0.	0.	4.9
4.0 M	1.6	0.5	0.2	0.	0.1	0.	0.	0.	0.	0.	2.5
5.0 M	1.0	0.	0.1	0.	0.	0.	0.	0.	0.	0.	1.1
6.0 M	0.	0.1	0.	0.	0.	0.	0.	0.	0.	0.	0.1
7.0 M	0.1	0.	0.	0.	0.	0.	0.	0.	0.	0.	0.1

付表－3.32 e　紋別港　波浪階級別継続時間頻度表（通年）

未超過

WAVE DURATION DISTRIBUTION (YEARS / OBS.PERIOD= 7.38 YEARS) HONBETSU

WAVE CLASSES (LESS THAN)	DURATION CLASSES(DAYS) --- 0.5---	1 ---	2 ---	3 ---	4 ---	5 ---	6 ---	7 ---	10 ---	TOTAL
0.5 M	83.9	22.6	19.6	8.5	4.5	2.8	2.2	0.9	2.4	0.9	148.5
1.0 M	60.0	14.1	20.9	10.8	4.5	5.3	3.9	1.8	3.4	5.4	130.1
1.5 M	29.7	6.6	9.5	8.1	4.3	3.7	2.6	2.2	3.7	9.1	79.4
2.0 M	18.4	2.0	4.7	3.0	2.7	3.0	2.6	1.5	4.7	9.5	52.2
3.0 M	5.4	1.1	2.0	2.0	0.4	1.1	0.1	0.3	2.7	9.1	24.3
4.0 M	3.8	0.9	2.2	0.9	0.5	0.9	0.	0.1	1.1	7.0	17.6
5.0 M	2.6	0.7	1.9	0.8	0.3	1.1	0.	0.1	0.9	5.7	14.1

超過

WAVE DURATION DISTRIBUTION (YEARS / OBS.PERIOD= 7.38 YEARS) HONBETSU

WAVE CLASSES (MORE THAN)	DURATION CLASSES HOURS --- 6	--- 12	--- 18	DAYS --- 1	--- 1.5---	2 ---	3 ---	4 ---	5 ---	TOTAL
1.0 M	61.5	17.2	9.2	7.6	9.8	5.7	7.7	4.6	2.6	2.7	128.6
2.0 M	22.9	7.0	4.2	3.3	2.7	2.2	1.9	0.8	0.1	0.	45.1
3.0 M	8.0	0.9	1.2	0.9	1.5	0.7	0.3	0.1	0.	0.	13.7
4.0 M	5.3	1.2	0.4	0.4	0.1	0.	0.	0.	0.	0.	7.5
5.0 M	1.8	0.3	0.3	0.	0.	0.	0.	0.	0.	0.	2.3
6.0 M	0.3	0.1	0.	0.	0.	0.	0.	0.	0.	0.	0.4
7.0 M	0.1	0.	0.	0.	0.	0.	0.	0.	0.	0.	0.1

付表－3.33 a　中城湾　波浪階級別継続時間頻度表（冬季）

未超過

WAVE DURATION DISTRIBUTION (WINTER , OBS.PERIOD= 8.85 YEARS) NAKAGUSUKU

WAVE CLASSES (LESS THAN)	DURATION CLASSES (DAYS) --- 0.5	--- 1	--- 2	--- 3	--- 4	--- 5	--- 6	--- 7	--- 10	---	TOTAL
0.5 M	12.8	2.3	0.7	0.7	0.1	0.	0.1	0.	0.	0.	16.6
1.0 M	22.3	3.3	2.8	2.4	1.5	1.6	0.6	0.7	0.6	1.2	36.8
1.5 M	8.4	1.8	1.4	1.1	0.8	0.7	0.3	0.7	0.9	2.3	18.3
2.0 M	2.5	0.2	0.5	0.5	0.5	0.2	0.	0.5	0.3	2.3	7.3
3.0 M	0.3	0.	0.	0.3	0.	0.1	0.1	0.2	0.1	1.9	3.2
4.0 M	0.3	0.	0.	0.3	0.	0.	0.	0.2	0.	1.8	2.7
5.0 M	0.2	0.	0.	0.3	0.	0.	0.	0.2	0.	1.7	2.5

超過

WAVE DURATION DISTRIBUTION (WINTER , OBS.PERIOD= 8.85 YEARS) NAKAGUSUKU

WAVE CLASSES (MORE THAN)	DURATION CLASSES HOURS --- 6	--- 12	--- 18	---	DAYS 1 ---	1.5---	2 ---	3 ---	4 ---	5 ---	TOTAL
1.0 M	19.9	3.4	3.3	2.0	2.1	0.8	1.5	1.2	0.7	1.1	36.0
2.0 M	2.9	0.5	0.2	0.6	0.5	0.1	0.1	0.1	0.	0.	5.0
3.0 M	0.5	0.	0.1	0.1	0.	0.	0.	0.	0.	0.	0.7
4.0 M	0.1	0.1	0.	0.	0.	0.	0.	0.	0.	0.	0.2
5.0 M	0.	0.	0.	0.	0.	0.	0.	0.	0.	0.	0.
6.0 M	0.	0.	0.	0.	0.	0.	0.	0.	0.	0.	0.
7.0 M	0.	0.	0.	0.	0.	0.	0.	0.	0.	0.	0.

付表－3.33 b　中城湾　波浪階級別継続時間頻度表（春季）

未超過

WAVE DURATION DISTRIBUTION (SPRING , OBS.PERIOD= 9.09 YEARS) NAKAGUSUKU

WAVE CLASSES (LESS THAN)	DURATION CLASSES (DAYS) --- 0.5	--- 1	--- 2	--- 3	--- 4	--- 5	--- 6	--- 7	--- 10	---	TOTAL
0.5 M	12.2	1.2	0.6	0.1	0.	0.	0.	0.	0.	0.	14.1
1.0 M	20.5	4.1	3.3	2.4	1.8	1.4	0.7	0.8	1.1	1.1	37.1
1.5 M	7.4	0.6	0.6	1.3	0.9	0.8	1.1	0.3	0.9	2.6	16.4
2.0 M	3.3	0.	0.7	0.1	0.6	0.7	0.2	0.7	0.8	2.1	9.0
3.0 M	0.2	0.1	0.1	0.	0.2	0.3	0.	0.1	0.2	1.9	3.2
4.0 M	0.	0.1	0.1	0.	0.2	0.2	0.	0.	0.1	1.4	2.2
5.0 M	0.	0.1	0.1	0.	0.2	0.2	0.	0.	0.1	1.4	2.2

超過

WAVE DURATION DISTRIBUTION (SPRING , OBS.PERIOD= 9.09 YEARS) NAKAGUSUKU

WAVE CLASSES (MORE THAN)	DURATION CLASSES HOURS --- 6	--- 12	--- 18	---	DAYS 1 ---	1.5---	2 ---	3 ---	4 ---	5 ---	TOTAL
1.0 M	20.9	4.5	2.8	1.7	1.3	2.1	1.4	0.8	0.3	1.2	37.0
2.0 M	4.5	1.3	0.3	0.2	0.6	0.2	0.1	0.	0.	0.	7.3
3.0 M	0.8	0.2	0.	0.	0.	0.	0.	0.	0.	0.	1.0
4.0 M	0.	0.	0.	0.	0.	0.	0.	0.	0.	0.	0.
5.0 M	0.	0.	0.	0.	0.	0.	0.	0.	0.	0.	0.
6.0 M	0.	0.	0.	0.	0.	0.	0.	0.	0.	0.	0.
7.0 M	0.	0.	0.	0.	0.	0.	0.	0.	0.	0.	0.

付表－3.33 c　中城湾　波浪階級別継続時間頻度表（夏季）

未超過

WAVE DURATION DISTRIBUTION (SUMMER , OBS.PERIOD= 9.23 YEARS) NAKAGUSUKU

WAVE CLASSES (LESS THAN)	DURATION CLASSES (DAYS) 0.5	1	2	3	4	5	6	7	10	TOTAL
0.5 M	18.2	2.6	1.6	1.0	0.4	0.2	0.5	0.1	0.	0.	24.7
1.0 M	17.1	2.1	1.7	2.2	1.0	1.1	0.3	0.5	0.8	1.6	28.4
1.5 M	7.7	1.6	1.0	0.8	0.9	1.2	0.4	0.7	0.9	2.2	17.2
2.0 M	4.8	0.7	0.8	0.8	0.5	0.5	0.8	0.2	0.8	2.7	12.5
3.0 M	2.3	0.3	0.5	0.8	0.1	0.3	0.4	0.	0.9	2.7	8.3
4.0 M	1.1	0.2	0.1	0.4	0.1	0.1	0.1	0.2	0.3	2.8	5.5
5.0 M	1.7	0.2	0.1	0.4	0.1	0.1	0.1	0.1	0.3	2.3	5.5

超過

WAVE DURATION DISTRIBUTION (SUMMER , OBS.PERIOD= 9.23 YEARS) NAKAGUSUKU

WAVE CLASSES (MORE THAN)	DURATION CLASSES HOURS 6	12	18	DAYS 1	1.5	2	3	4	5	TOTAL
1.0 M	13.9	2.7	1.8	1.5	0.9	1.3	0.8	1.1	0.3	2.4	26.7
2.0 M	5.0	0.7	1.0	0.3	0.9	0.8	0.9	0.2	0.2	0.3	10.2
3.0 M	2.6	1.0	0.5	0.5	0.3	0.1	0.3	0.1	0.1	0.	5.6
4.0 M	1.3	0.2	0.1	0.4	0.1	0.2	0.	0.1	0.	0.	2.5
5.0 M	1.4	0.7	0.1	0.	0.	0.1	0.	0.	0.	0.	2.3
6.0 M	0.4	0.3	0.2	0.	0.	0.	0.	0.	0.	0.	1.0
7.0 M	0.4	0.1	0.	0.	0.	0.	0.	0.	0.	0.	0.5

付表－3.33 d　中城湾　波浪階級別継続時間頻度表（秋季）

未超過

WAVE DURATION DISTRIBUTION (AUTUMN , OBS.PERIOD= 8.11 YEARS) NAKAGUSUKU

WAVE CLASSES (LESS THAN)	DURATION CLASSES (DAYS) 0.5	1	2	3	4	5	6	7	10	TOTAL
0.5 M	10.9	0.9	0.7	0.2	0.1	0.1	0.	0.2	0.1	0.	13.3
1.0 M	20.0	2.8	1.8	1.4	0.9	0.7	0.5	0.7	1.2	0.4	30.5
1.5 M	18.4	1.2	2.8	1.2	0.1	0.6	0.7	1.0	1.4	1.8	29.3
2.0 M	12.3	1.5	1.2	0.5	0.9	0.6	0.4	0.9	1.6	2.3	22.2
3.0 M	1.7	0.4	1.2	0.1	0.	0.2	0.	0.4	1.0	2.7	7.8
4.0 M	0.6	0.1	0.7	0.	0.	0.1	0.	0.2	0.6	2.2	4.7
5.0 M	0.5	0.1	0.5	0.	0.	0.1	0.	0.1	0.6	2.2	4.2

超過

WAVE DURATION DISTRIBUTION (AUTUMN , OBS.PERIOD= 8.11 YEARS) NAKAGUSUKU

WAVE CLASSES (MORE THAN)	DURATION CLASSES HOURS 6	12	18	DAYS 1	1.5	2	3	4	5	TOTAL
1.0 M	16.5	2.7	1.7	2.0	1.2	1.0	1.0	1.4	0.6	3.3	31.4
2.0 M	10.9	2.2	2.2	0.5	1.2	0.7	1.2	0.7	0.	0.	19.7
3.0 M	2.8	0.	1.2	0.1	0.5	0.	0.2	0.	0.	0.	4.9
4.0 M	0.7	0.5	0.	0.	0.2	0.	0.1	0.	0.	0.	1.6
5.0 M	0.4	0.	0.1	0.	0.2	0.	0.	0.	0.	0.	0.7
6.0 M	0.6	0.2	0.	0.	0.	0.	0.	0.	0.	0.	0.9
7.0 M	0.2	0.	0.	0.	0.	0.	0.	0.	0.	0.	0.2

付表－3.33 e　中城湾　波浪階級別継続時間頻度表（通年）

未超過

WAVE DURATION DISTRIBUTION (YEARS , OBS.PERIOD= 8.91 YEARS) NAKAGUSUKU

WAVE CLASSES (LESS THAN)	DURATION CLASSES(DAYS) --- 0.5---	1 ---	2 ---	3 ---	4 ---	5 ---	6 ---	7 ---	10 ---	TOTAL
0.5 M	53.5	7.1	3.6	1.9	0.7	0.2	0.7	0.4	0.1	0.	68.2
1.0 M	77.4	11.8	9.4	8.0	4.8	4.5	1.7	2.6	3.8	4.7	128.7
1.5 M	39.6	4.7	4.7	4.4	2.1	3.1	2.4	2.0	3.6	9.1	75.8
2.0 M	21.5	1.9	2.1	1.8	2.0	1.8	1.2	1.8	3.0	8.4	45.7
3.0 M	4.3	0.7	0.9	1.0	0.3	0.8	0.4	0.4	1.7	7.4	18.0
4.0 M	1.6	0.4	0.2	0.7	0.3	0.3	0.1	0.4	0.9	5.6	10.7
5.0 M	2.0	0.4	0.1	0.7	0.3	0.3	0.1	0.2	0.9	4.8	10.0

超過

WAVE DURATION DISTRIBUTION (YEARS OBS.PERIOD= 8.91 YEARS) NAKAGUSUKU

WAVE CLASSES (MORE THAN)	DURATION CLASSES HOURS --- 6	--- 12	--- 18	DAYS --- 1	--- 1.5---	2 ---	3 ---	4 ---	5 ---	TOTAL
1.0 M	69.9	13.1	9.3	7.1	5.3	5.2	4.6	4.3	1.9	7.7	128.4
2.0 M	22.4	4.4	3.5	1.7	3.0	1.8	2.2	1.0	0.2	0.3	40.6
3.0 M	6.4	1.2	1.6	0.8	0.8	0.1	0.6	0.1	0.1	0.	11.9
4.0 M	2.1	0.8	0.1	0.4	0.3	0.2	0.1	0.1	0.	0.	4.3
5.0 M	1.8	0.7	0.2	0.	0.2	0.1	0.	0.	0.	0.	3.0
6.0 M	1.0	0.6	0.2	0.	0.	0.	0.	0.	0.	0.	1.8
7.0 M	0.7	0.1	0.	0.	0.	0.	0.	0.	0.	0.	0.8

付表－3.34 a　那覇港　波浪階級別継続時間頻度表（冬季）

未超過

WAVE DURATION DISTRIBUTION (WINTER / OBS.PERIOD=10.20 YEARS) NAHA

WAVE CLASSES (LESS THAN)	DURATION CLASSES(DAYS) --- 0.5---	1 ---	2 ---	3 ---	4 ---	5 ---	6 ---	7 ---	10 ---	TOTAL
0.5 M	13.7	5.2	3.6	0.9	0.4	0.	0.	0.	0.	0.	23.8
1.0 M	14.8	5.0	7.6	3.4	1.3	0.9	0.2	0.1	0.3	0.	33.6
1.5 M	17.2	3.2	5.3	5.0	2.4	1.8	1.3	0.3	0.8	0.	37.2
2.0 M	13.6	3.2	3.1	3.0	3.6	1.7	0.8	0.9	1.9	0.7	32.5
3.0 M	7.1	0.4	1.0	0.9	0.6	1.4	0.7	0.5	1.4	3.2	17.1
4.0 M	1.2	0.1	0.5	0.1	0.2	0.4	0.2	0.1	0.2	3.2	6.2
5.0 M	0.2	0.1	0.1	0.1	0.	0.2	0.3	0.	0.	2.2	3.1

超過

WAVE DURATION DISTRIBUTION (WINTER / OBS.PERIOD=10.20 YEARS) NAHA

WAVE CLASSES (MORE THAN)	DURATION CLASSES HOURS --- 6	--- 12	--- 18	--- 1 DAYS	--- 1.5---	2 ---	3 ---	4 ---	5 ---	TOTAL
1.0 M	12.2	2.6	1.1	0.9	2.9	4.3	4.4	2.3	1.6	2.1	34.3
2.0 M	15.2	3.2	2.8	2.1	3.9	1.7	1.7	0.7	0.1	0.	31.4
3.0 M	9.7	1.6	1.1	0.9	1.1	0.1	0.	0.	0.	0.	14.4
4.0 M	2.5	0.5	0.	0.2	0.	0.	0.	0.	0.	0.	3.2
5.0 M	0.1	0.	0.	0.	0.	0.	0.	0.	0.	0.	0.1
6.0 M	0.	0.	0.	0.	0.	0.	0.	0.	0.	0.	0.
7.0 M	0.	0.	0.	0.	0.	0.	0.	0.	0.	0.	0.

付表－3.34 b　那覇港　波浪階級別継続時間頻度表（春季）

未超過

WAVE DURATION DISTRIBUTION (SPRING / OBS.PERIOD= 9.12 YEARS) NAHA

WAVE CLASSES (LESS THAN)	DURATION CLASSES(DAYS) --- 0.5---	1 ---	2 ---	3 ---	4 ---	5 ---	6 ---	7 ---	10 ---	TOTAL
0.5 M	27.1	6.6	5.9	2.2	1.2	0.4	0.4	0.2	0.	0.	44.1
1.0 M	12.7	3.2	4.4	3.6	2.3	1.8	1.2	1.0	0.8	0.8	31.7
1.5 M	7.5	0.4	2.9	1.8	1.8	1.3	1.3	0.5	1.4	2.5	21.4
2.0 M	4.9	0.9	0.9	1.0	0.8	1.2	0.5	0.5	1.9	2.4	15.0
3.0 M	1.1	0.	0.1	0.2	0.1	0.2	0.	0.3	1.0	2.3	5.4
4.0 M	0.4	0.	0.1	0.1	0.1	0.	0.	0.1	0.7	1.6	3.2
5.0 M	0.1	0.	0.1	0.1	0.	0.	0.	0.1	0.7	1.3	2.4

超過

WAVE DURATION DISTRIBUTION (SPRING / OBS.PERIOD= 9.12 YEARS) NAHA

WAVE CLASSES (MORE THAN)	DURATION CLASSES HOURS --- 6	--- 12	--- 18	--- 1 DAYS	--- 1.5---	2 ---	3 ---	4 ---	5 ---	TOTAL
1.0 M	13.5	3.6	1.5	1.8	4.2	2.5	3.0	1.0	0.	0.1	31.1
2.0 M	7.3	2.0	1.6	0.8	1.3	0.2	0.1	0.	0.	0.	13.4
3.0 M	1.9	0.5	0.3	0.2	0.	0.	0.1	0.	0.	0.	3.1
4.0 M	0.7	0.1	0.	0.	0.	0.	0.	0.	0.	0.	0.8
5.0 M	0.	0.	0.	0.	0.	0.	0.	0.	0.	0.	0.
6.0 M	0.	0.	0.	0.	0.	0.	0.	0.	0.	0.	0.
7.0 M	0.	0.	0.	0.	0.	0.	0.	0.	0.	0.	0.

付表－3.34 c　那覇港　波浪階級別継続時間頻度表（夏季）

未超過

WAVE DURATION DISTRIBUTION (SUMMER , OBS.PERIOD= 9.19 YEARS) NAHA

WAVE CLASSES (LESS THAN)	DURATION CLASSES(DAYS) --- 0.5---	1 ---	2 ---	3 ---	4 ---	5 ---	6 ---	7 ---	10 ---	TOTAL
0.5 M	36.0	4.1	3.5	1.3	1.1	1.5	0.9	0.5	0.5	0.1	49.4
1.0 M	19.4	2.7	1.7	1.4	0.9	0.7	0.8	0.5	1.0	2.5	31.6
1.5 M	5.4	0.8	0.7	0.3	0.9	0.2	0.4	0.8	0.7	2.4	12.5
2.0 M	2.6	0.3	0.1	0.1	0.2	0.7	0.2	0.3	0.4	2.0	7.0
3.0 M	0.9	0.1	0.2	0.	0.1	0.1	0.4	0.3	0.3	1.6	4.1
4.0 M	0.7	0.	0.1	0.	0.1	0.1	0.	0.1	0.2	1.4	2.7
5.0 M	0.2	0.1	0.1	0.	0.1	0.1	0.	0.1	0.2	1.3	2.3

超過

WAVE DURATION DISTRIBUTION (SUMMER , OBS.PERIOD= 9.19 YEARS) NAHA

WAVE CLASSES (MORE THAN)	DURATION CLASSES HOURS --- 6 ---	12 ---	18 ---	DAYS 1 --- 1.5---	2 ---	3 ---	4 ---	5 ---	TOTAL
1.0 M	20.0	5.3	1.7	1.1	0.5	0.5	0.8	0.7	0.4	0.2	31.3
2.0 M	2.9	0.7	0.4	0.1	0.3	0.3	0.3	0.	0.	0.	5.1
3.0 M	1.4	0.4	0.2	0.	0.	0.1	0.	0.	0.	0.	2.2
4.0 M	0.4	0.	0.	0.	0.	0.	0.	0.	0.	0.	0.4
5.0 M	0.	0.	0.	0.	0.	0.	0.	0.	0.	0.	0.
6.0 M	0.	0.	0.	0.	0.	0.	0.	0.	0.	0.	0.
7.0 M	0.	0.	0.	0.	0.	0.	0.	0.	0.	0.	0.

付表－3.34 d　那覇港　波浪階級別継続時間頻度表（秋季）

未超過

WAVE DURATION DISTRIBUTION (AUTUMN , OBS.PERIOD=10.59 YEARS) NAHA

WAVE CLASSES (LESS THAN)	DURATION CLASSES(DAYS) --- 0.5---	1 ---	2 ---	3 ---	4 ---	5 ---	6 ---	7 ---	10 ---	TOTAL
0.5 M	21.3	4.3	3.2	1.4	0.8	0.9	0.4	0.	0.2	0.	32.6
1.0 M	18.8	3.7	4.2	3.0	1.6	0.8	0.8	0.6	0.9	0.7	35.0
1.5 M	13.4	1.9	3.6	2.6	1.5	1.4	0.7	0.9	0.8	1.6	28.5
2.0 M	9.2	0.9	1.8	1.7	1.6	0.9	0.8	0.6	1.5	2.3	21.2
3.0 M	2.9	0.5	0.8	0.3	0.4	0.7	0.1	0.3	0.6	3.2	9.7
4.0 M	0.8	0.1	0.4	0.2	0.2	0.2	0.1	0.2	0.4	2.6	5.2
5.0 M	0.4	0.3	0.3	0.2	0.2	0.1	0.	0.2	0.3	2.0	3.9

超過

WAVE DURATION DISTRIBUTION (AUTUMN , OBS.PERIOD=10.59 YEARS) NAHA

WAVE CLASSES (MORE THAN)	DURATION CLASSES HOURS --- 6 ---	12 ---	18 ---	DAYS 1 --- 1.5---	2 ---	3 ---	4 ---	5 ---	TOTAL
1.0 M	17.7	4.0	0.9	1.4	2.4	2.5	2.8	1.9	0.9	0.8	35.4
2.0 M	10.3	2.0	1.0	0.9	2.3	1.2	0.8	0.1	0.2	0.	18.9
3.0 M	4.1	1.1	0.5	0.5	0.5	0.3	0.	0.1	0.	0.	7.0
4.0 M	1.6	0.4	0.1	0.1	0.2	0.	0.	0.	0.	0.	2.4
5.0 M	0.6	0.3	0.	0.	0.	0.	0.	0.	0.	0.	0.8
6.0 M	0.1	0.	0.	0.	0.	0.	0.	0.	0.	0.	0.1
7.0 M	0.1	0.	0.	0.	0.	0.	0.	0.	0.	0.	0.1

付表－3.34 e　那覇港　波浪階級別継続時間頻度表（通年）

未超過

WAVE DURATION DISTRIBUTION (YEARS OBS.PERIOD= 9.86 YEARS) NAHA

WAVE CLASSES (LESS THAN)	DURATION CLASSES (DAYS) 0.5	1	2	3	4	5	6	7	10	TOTAL
0.5 M	95.2	19.8	15.3	5.7	3.1	2.6	1.8	0.7	0.8	0.1	145.2
1.0 M	64.8	14.4	17.3	11.0	5.8	4.2	2.6	2.0	3.0	3.9	129.0
1.5 M	43.1	6.0	12.4	9.5	6.2	4.7	3.4	2.2	3.1	6.6	97.3
2.0 M	30.4	4.9	5.7	5.7	6.2	4.3	1.9	1.7	5.6	7.2	73.5
3.0 M	11.9	0.9	1.9	1.1	1.1	2.1	0.8	0.9	2.7	9.7	33.3
4.0 M	3.0	0.2	0.9	0.4	0.3	0.5	0.3	0.2	0.9	6.7	13.5
5.0 M	0.8	0.4	0.6	0.4	0.2	0.3	0.3	0.1	0.8	3.8	7.7

超過

WAVE DURATION DISTRIBUTION (YEARS OBS.PERIOD= 9.86 YEARS) NAHA

WAVE CLASSES (MORE THAN)	DURATION CLASSES HOURS 6	12	18	DAYS 1	1.5	2	3	4	5	TOTAL
1.0 M	62.1	14.9	4.9	5.0	9.4	10.0	11.1	5.7	3.3	3.4	129.8
2.0 M	36.1	7.6	5.5	4.1	8.0	3.7	3.1	0.8	0.3	0.	69.2
3.0 M	17.3	3.8	2.0	1.7	1.6	0.5	0.1	0.1	0.	0.	27.2
4.0 M	5.4	1.0	0.1	0.3	0.2	0.	0.	0.	0.	0.	7.0
5.0 M	0.7	0.3	0.	0.	0.	0.	0.	0.	0.	0.	1.0
6.0 M	0.1	0.	0.	0.	0.	0.	0.	0.	0.	0.	0.1
7.0 M	0.1	0.	0.	0.	0.	0.	0.	0.	0.	0.	0.1

付表－4.1.(1) 酒田港（PW, USW） 代表波諸元間の関係

a．代表波諸元の平均値及び標準偏差（$T_{1/3}$＜5 s）

NUMBER OF SAMPLES 1354
MEAN NUMBER OF WAVES 249.8

X	AVE (X)	STD (X)	X	AVE (X)	STD (X)
$\bar{H}$	0.81	0.219	$\bar{T}$	4.2	0.338
$H_{1/3}$	1.28	0.322	$T_{1/3}$	4.7	0.278
$H_{1/10}$	1.61	0.465	$T_{1/10}$	4.7	0.362
H_{max}	2.14	0.586	T_{max}	4.7	0.837

代表波諸元間の関係（$T_{1/3}$＜5 s）

X	Y	AVE (X/Y)	STD (X/Y)	REGRE. COEFF.	INTER-CEPT	CORRE. COEFF.
$\bar{H}$	$H_{1/3}$	0.633	0.052	0.610	0.028	0.8994
$H_{1/10}$	$H_{1/3}$	1.260	0.157	1.245	0.019	0.8625
H_{max}	$H_{1/3}$	1.683	0.243	1.427	0.317	0.7839
$\bar{T}$	$T_{1/3}$	0.897	0.065	0.663	1.085	0.5452
$T_{1/10}$	$T_{1/3}$	1.015	0.058	0.918	0.449	0.7047
T_{max}	$T_{1/3}$	1.009	0.178	0.719	1.340	0.2392

b．代表波諸元の平均値及び標準偏差（5＜$T_{1/3}$＜10 s）

NUMBER OF SAMPLES 21156
MEAN NUMBER OF WAVES 170.5

X	AVE (X)	STD (X)	X	AVE (X)	STD (X)
$\bar{H}$	1.36	0.602	$\bar{T}$	6.1	1.197
$H_{1/3}$	2.14	0.933	$T_{1/3}$	7.0	1.149
$H_{1/10}$	2.69	1.168	$T_{1/10}$	7.1	1.200
H_{max}	3.50	1.512	T_{max}	7.1	1.625

代表波諸元間の関係（5＜$T_{1/3}$＜10 s）

X	Y	AVE (X/Y)	STD (X/Y)	REGRE. COEFF.	INTER-CEPT	CORRE. COEFF.
$\bar{H}$	$H_{1/3}$	0.634	0.033	0.640	−0.012	0.9917
$H_{1/10}$	$H_{1/3}$	1.262	0.106	1.234	0.052	0.9851
H_{max}	$H_{1/3}$	1.662	0.340	1.504	0.287	0.9281
$\bar{T}$	$T_{1/3}$	0.868	0.073	0.927	−0.404	0.8904
$T_{1/10}$	$T_{1/3}$	1.015	0.051	0.995	0.137	0.9532
T_{max}	$T_{1/3}$	1.011	0.172	0.958	0.367	0.6779

c．代表波諸元の平均値及び標準偏差（$T_{1/3}$＞10 s）

NUMBER OF SAMPLES 640
MEAN NUMBER OF WAVES 98.7

X	AVE (X)	STD (X)	X	AVE (X)	STD (X)
$\bar{H}$	3.14	1.179	$\bar{T}$	9.8	1.156
$H_{1/3}$	4.65	1.634	$T_{1/3}$	10.9	0.788
$H_{1/10}$	5.67	1.860	$T_{1/10}$	10.8	1.079
H_{max}	6.78	2.109	T_{max}	10.5	1.598

代表波諸元間の関係（$T_{1/3}$＞10 s）

X	Y	AVE (X/Y)	STD (X/Y)	REGRE. COEFF.	INTER-CEPT	CORRE. COEFF.
$\bar{H}$	$H_{1/3}$	0.672	0.060	0.705	−0.137	0.9774
$H_{1/10}$	$H_{1/3}$	1.235	0.136	1.113	0.490	0.9780
H_{max}	$H_{1/3}$	1.496	0.242	1.190	1.239	0.9222
$\bar{T}$	$T_{1/3}$	0.904	0.080	0.972	−0.737	0.6631
$T_{1/10}$	$T_{1/3}$	0.992	0.081	0.772	2.384	0.5642
T_{max}	$T_{1/3}$	0.969	0.136	0.761	2.258	0.3752

d．代表波諸元の平均値及び標準偏差（0＜$T_{1/3}$＜∞ s）

NUMBER OF SAMPLES 23150
MEAN NUMBER OF WAVES 173.1

X	AVE (X)	STD (X)	X	AVE (X)	STD (X)
$\bar{H}$	1.37	0.691	$\bar{T}$	6.1	1.400
$H_{1/3}$	2.16	1.045	$T_{1/3}$	7.0	1.404
$H_{1/10}$	2.71	1.292	$T_{1/10}$	7.1	1.437
H_{max}	3.51	1.624	T_{max}	7.0	1.786

代表波諸元間の関係（0＜$T_{1/3}$＜∞ s）

X	Y	AVE (X/Y)	STD (X/Y)	REGRE. COEFF.	INTER-CEPT	CORRE. COEFF.
$\bar{H}$	$H_{1/3}$	0.635	0.036	0.655	−0.040	0.9910
$H_{1/10}$	$H_{1/3}$	1.261	0.110	1,219	0.080	0.9863
H_{max}	$H_{1/3}$	1.658	0.334	1.454	0.378	0.9358
$\bar{T}$	$T_{1/3}$	0.871	0.074	0.918	−0.317	0.9200
$T_{1/10}$	$T_{1/3}$	1.014	0.052	0.986	0.190	0.9636
T_{max}	$T_{1/3}$	1.010	0.172	0.951	0.399	0.7477

付表－4.1.(2)　酒田港（USW）　代表波諸元間の関係

a．代表波諸元の平均値及び標準偏差（$T_{1/3}<5$ s）

NUMBER OF SAMPLES　1328
MEAN NUMBER OF WAVES　251.0

X	AVE (X)	STD (X)	X	AVE (X)	STD (X)
$\overline{H}$	0.81	0.212	$\overline{T}$	4.1	0.292
$H_{1/3}$	1.27	0.310	$T_{1/3}$	4.7	0.277
$H_{1/10}$	1.60	0.385	$T_{1/10}$	4.7	0.358
H_{max}	2.15	0.543	T_{max}	4.7	0.828

代表波諸元間の関係（$T_{1/3}<5$ s）

X	Y	AVE (X/Y)	STD (X/Y)	REGRE. COEFF.	INTER-CEPT	CORRE. COEFF.
$\overline{H}$	$H_{1/3}$	0.638	0.029	0.659	−0.027	0.9644
$H_{1/10}$	$H_{1/3}$	1.256	0.060	1.209	0.058	0.9747
H_{max}	$H_{1/3}$	1.696	0.200	1.525	0.210	0.8716
$\overline{T}$	$T_{1/3}$	0.892	0.051	0.691	0.933	0.6563
$T_{1/10}$	$T_{1/3}$	1.015	0.056	0.925	0.416	0.7173
T_{max}	$T_{1/3}$	1.004	0.176	0.751	1.169	0.2517

b．代表波諸元の平均値及び標準偏差（$5<T_{1/3}<10$ s）

NUMBER OF SAMPLES　17393
MEAN NUMBER OF WAVES　1807

X	AVE (X)	STD (X)	X	AVE (X)	STD (X)
$\overline{H}$	1.36	0.588	$\overline{T}$	5.7	0.839
$H_{1/3}$	2.15	0.930	$T_{1/3}$	6.8	1.069
$H_{1/10}$	2.68	1.159	$T_{1/10}$	6.9	1.142
H_{max}	3.48	1.495	T_{max}	6.9	1.609

代表波諸元間の関係（$5<T_{1/3}<10$ s）

X	Y	AVE (X/Y)	STD (X/Y)	REGRE. COEFF.	INTER-CEPT	CORRE. COEFF.
$\overline{H}$	$H_{1/3}$	0.634	0.019	0.631	0.006	0.9969
$H_{1/10}$	$H_{1/3}$	1.250	0.042	1.243	0.013	0.9969
H_{max}	$H_{1/3}$	1.630	0.176	1.553	0.144	0.9659
$\overline{T}$	$T_{1/3}$	0.841	0.041	0.746	0.632	0.9508
$T_{1/10}$	$T_{1/3}$	1.019	0.049	1.018	0.004	0.9532
T_{max}	$T_{1/3}$	1.014	0.178	0.980	0.224	0.6517

c．代表波諸元の平均値及び標準偏差（$T_{1/3}>10$ s）

NUMBER OF SAMPLES　195
MEAN NUMBER OF WAVES　109.0

X	AVE (X)	STD (X)	X	AVE (X)	STD (X)
$\overline{H}$	3.33	0.709	$\overline{T}$	8.6	0.674
$H_{1/3}$	5.26	1.090	$T_{1/3}$	10.7	0.617
$H_{1/10}$	6.51	1.299	$T_{1/10}$	10.7	1.022
H_{max}	7.97	1.583	T_{max}	10.3	1.785

代表波諸元間の関係（$T_{1/3}>10$ s）

X	Y	AVE (X/Y)	STD (X/Y)	REGRE. COEFF.	INTER-CEPT	CORRE. COEFF.
$\overline{H}$	$H_{1/3}$	0.634	0.027	0.638	−0.018	0.9800
$H_{1/10}$	$H_{1/3}$	1.243	0.054	1.169	0.371	0.9805
H_{max}	$H_{1/3}$	1.529	0.168	1.244	1.432	0.8568
$\overline{T}$	$T_{1/3}$	0.808	0.050	0.664	1.535	0.6078
$T_{1/10}$	$T_{1/3}$	1.007	0.079	0.946	0.647	0.5712
T_{max}	$T_{1/3}$	0.964	0.159	0.929	0.373	0.3211

d．代表波諸元の平均値及び標準偏差（$0<T_{1/3}<\infty$ s）

NUMBER OF SAMPLES　18916
MEAN NUMBER OF WAVES　184.9

X	AVE (X)	STD (X)	X	AVE (X)	STD (X)
$\overline{H}$	1.34	0.622	$\overline{T}$	5.6	0.954
$H_{1/3}$	2.12	0.983	$T_{1/3}$	6.7	1.236
$H_{1/10}$	2.64	1.223	$T_{1/10}$	6.8	1.304
H_{max}	3.43	1.559	T_{max}	6.8	1.707

代表波諸元間の関係（$0<T_{1/3}<\infty$ s）

X	Y	AVE (X/Y)	STD (X/Y)	REGRE. COEFF.	INTER-CEPT	CORRE. COEFF.
$\overline{H}$	$H_{1/3}$	0.634	0.020	0.631	0.005	0.9969
$H_{1/10}$	$H_{1/3}$	1.250	0.044	1.240	0.017	0.9970
H_{max}	$H_{1/3}$	1.634	0.179	1.536	0.179	0.9683
$\overline{T}$	$T_{1/3}$	0.844	0.044	0.742	0.661	0.9616
$T_{1/10}$	$T_{1/3}$	1.018	0.050	1.016	0.012	0.9636
T_{max}	$T_{1/3}$	1.013	0.178	0.980	0.214	0.7096

付表—4.2　弾崎　代表波諸元間の関係

a．代表波諸元の平均値及び標準偏差（$T_{1/3}<5$ s）

NUMBER OF SAMPLES　693
MEAN NUMBER OF WAVES　297.7

X	AVE (X)	STD (X)	X	AVE (X)	STD (X)
$\overline{H}$	0.72	0.098	$\overline{T}$	3.7	0.383
$H_{1/3}$	1.17	0.150	$T_{1/3}$	4.7	0.242
$H_{1/10}$	1.48	0.190	$T_{1/10}$	4.8	0.360
H_{max}	2.03	0.319	T_{max}	4.9	0.838

代表波諸元間の関係（$T_{1/3}<5$ s）

X	Y	AVE (X/Y)	STD (X/Y)	REGRE. COEFF.	INTER-CEPT	CORRE. COEFF.
$\overline{H}$	$H_{1/3}$	0.615	0.023	0.633	−0.021	0.9625
$H_{1/10}$	$H_{1/3}$	1.262	0.030	1.249	0.016	0.9823
H_{max}	$H_{1/3}$	1.736	0.171	1.649	0.100	0.7733
$\overline{T}$	$T_{1/3}$	0.791	0.074	0.681	0.512	0.4302
$T_{1/10}$	$T_{1/3}$	1.031	0.052	1.105	−0.344	0.7423
T_{max}	$T_{1/3}$	1.040	0.169	1.177	−0.637	0.3400

b．代表波諸元の平均値及び標準偏差（$5<T_{1/3}<10$ s）

NUMBER OF SAMPLES　10543
MEAN NUMBER OF WAVES　205.2

X	AVE (X)	STD (X)	X	AVE (X)	STD (X)
$\overline{H}$	1.31	0.596	$\overline{T}$	5.4	1.107
$H_{1/3}$	2.13	0.944	$T_{1/3}$	6.9	1.144
$H_{1/10}$	2.68	1.180	$T_{1/10}$	7.2	1.165
H_{max}	3.52	1.547	T_{max}	7.2	1.531

代表波諸元間の関係（$5<T_{1/3}<10$ s）

X	Y	AVE (X/Y)	STD (X/Y)	REGRE. COEFF.	INTER-CEPT	CORRE. COEFF.
$\overline{H}$	$H_{1/3}$	0.612	0.031	0.628	−0.029	0.9941
$H_{1/10}$	$H_{1/3}$	1.259	0.038	1.247	0.022	0.9973
H_{max}	$H_{1/3}$	1.665	0.173	1.585	0.144	0.9674
$\overline{T}$	$T_{1/3}$	0.779	0.076	0.860	−0.545	0.8883
$T_{1/10}$	$T_{1/3}$	1.033	0.050	0.973	0.403	0.9558
T_{max}	$T_{1/3}$	1.035	0.158	0.941	0.636	0.7034

c．代表波諸元の平均値及び標準偏差（$T_{1/3}>10$ s）

NUMBER OF SAMPLES　199
MEAN NUMBER OF WAVES　130.5

X	AVE (X)	STD (X)	X	AVE (X)	STD (X)
$\overline{H}$	3.14	0.602	$\overline{T}$	8.4	0.709
$H_{1/3}$	5.05	0.961	$T_{1/3}$	10.5	0.602
$H_{1/10}$	6.29	1.218	$T_{1/10}$	10.7	0.831
H_{max}	8.03	1.769	T_{max}	10.4	1.592

代表波諸元間の関係（$T_{1/3}>10$ s）

X	Y	AVE (X/Y)	STD (X/Y)	REGRE. COEFF.	INTER-CEPT	CORRE. COEFF.
$\overline{H}$	$H_{1/3}$	0.622	0.028	0.611	0.056	0.9756
$H_{1/10}$	$H_{1/3}$	1.246	0.044	1.245	0.007	0.9820
H_{max}	$H_{1/3}$	1.589	0.169	1.593	−0.017	0.8654
$\overline{T}$	$T_{1/3}$	0.799	0.051	0.758	0.432	0.6435
$T_{1/10}$	$T_{1/3}$	1.014	0.048	1.087	−0.770	0.7864
T_{max}	$T_{1/3}$	0.983	0.140	0.929	0.562	0.3512

d．代表波諸元の平均値及び標準偏差（$0<T_{1/3}<\infty$ s）

NUMBER OF SAMPLES　11435
MEAN NUMBER OF WAVES　209.5

X	AVE (X)	STD (X)	X	AVE (X)	STD (X)
$\overline{H}$	1.30	0.644	$\overline{T}$	5.4	1.218
$H_{1/3}$	2.12	1.022	$T_{1/3}$	6.9	1.323
$H_{1/10}$	2.67	1.275	$T_{1/10}$	7.1	1.347
H_{max}	3.51	1.660	T_{max}	7.1	1.655

代表波諸元間の関係（$0<T_{1/3}<\infty$ s）

X	Y	AVE (X/Y)	STD (X/Y)	REGRE. COEFF.	INTER-CEPT	CORRE. COEFF.
$\overline{H}$	$H_{1/3}$	0.612	0.031	0.627	−0.025	0.9949
$H_{1/10}$	$H_{1/3}$	1.259	0.038	1.246	0.023	0.9975
H_{max}	$H_{1/3}$	1.668	0.174	1.578	0.160	0.9709
$\overline{T}$	$T_{1/3}$	0.780	0.075	0.839	−0.390	0.9107
$T_{1/10}$	$T_{1/3}$	1.032	0.050	0.985	0.315	0.9672
T_{max}	$T_{1/3}$	1.034	0.158	0.947	0.580	0.7569

付表－4.3　阿賀沖　代表波諸元間の関係

a．代表波諸元の平均値及び標準偏差（$T_{1/3}$＜5 s）

NUMBER OF SAMPLES　820
MEAN NUMBER OF WAVES　291.5

X	AVE (X)	STD (X)	X	AVE (X)	STD (X)
$\bar{H}$	0.84	0.167	$\bar{T}$	3.7	0.375
$H_{1/3}$	1.33	0.265	$T_{1/3}$	4.4	0.450
$H_{1/10}$	1.68	0.336	$T_{1/10}$	4.6	0.564
H_{max}	2.30	0.509	T_{max}	4.7	1.329

代表波諸元間の関係（$T_{1/3}$＜5 s）

X	Y	AVE (X/Y)	STD (X/Y)	REGRE. COEFF.	INTER-CEPT	CORRE. COEFF.
$\bar{H}$	$H_{1/3}$	0.629	0.021	0.624	0.007	0.9865
$H_{1/10}$	$H_{1/3}$	1.257	0.034	1.258	−0.002	0.9907
H_{max}	$H_{1/3}$	1.724	0.177	1.691	0.043	0.8796
$\bar{T}$	$T_{1/3}$	0.835	0.048	0.707	0.558	0.8481
$T_{1/10}$	$T_{1/3}$	1.040	0.058	1.120	−0.347	0.8939
T_{max}	$T_{1/3}$	1.067	0.271	1.219	−0.663	0.4128

b．代表波諸元の平均値及び標準偏差（5＜$T_{1/3}$＜10 s）

NUMBER OF SAMPLES　4503
MEAN NUMBER OF WAVES　208.2

X	AVE (X)	STD (X)	X	AVE (X)	STD (X)
$\bar{H}$	1.38	0.575	$\bar{T}$	5.3	0.814
$H_{1/3}$	2.23	0.934	$T_{1/3}$	6.7	1.048
$H_{1/10}$	2.80	1.184	$T_{1/10}$	7.1	1.153
H_{max}	3.70	1.590	T_{max}	7.2	1.771

代表波諸元間の関係（5＜$T_{1/3}$＜10 s）

X	Y	AVE (X/Y)	STD (X/Y)	REGRE. COEFF.	INTER-CEPT	CORRE. COEFF.
$\bar{H}$	$H_{1/3}$	0.620	0.022	0.614	0.013	0.9965
$H_{1/10}$	$H_{1/3}$	1.259	0.037	1.265	−0.012	0.9972
H_{max}	$H_{1/3}$	1.664	0.172	1.647	0.033	0.9674
$\bar{T}$	$T_{1/3}$	0.790	0.050	0.709	0.527	0.9136
$T_{1/10}$	$T_{1/3}$	1.049	0.061	1.029	0.135	0.9348
T_{max}	$T_{1/3}$	1.066	0.216	1.005	0.403	0.5948

c．代表波諸元の平均値及び標準偏差（$T_{1/3}$＞10 s）

NUMBER OF SAMPLES　24
MEAN NUMBER OF WAVES　126.9

X	AVE (X)	STD (X)	X	AVE (X)	STD (X)
$\bar{H}$	2.81	0.736	$\bar{T}$	8.0	0.719
$H_{1/3}$	4.60	1.198	$T_{1/3}$	10.3	0.276
$H_{1/10}$	5.85	1.548	$T_{1/10}$	10.9	1.169
H_{max}	7.64	2.245	T_{max}	10.4	2.241

代表波諸元間の関係（$T_{1/3}$＞10 s）

X	Y	AVE (X/Y)	STD (X/Y)	REGRE. COEFF.	INTER-CEPT	CORRE. COEFF.
$\bar{H}$	$H_{1/3}$	0.611	0.021	0.609	0.011	0.9907
$H_{1/10}$	$H_{1/3}$	1.274	0.056	1.277	−0.015	0.9881
H_{max}	$H_{1/3}$	1.661	0.177	1.729	−0.301	0.9223
$\bar{T}$	$T_{1/3}$	0.775	0.063	1.168	−4.059	0.4476
$T_{1/10}$	$T_{1/3}$	1.051	0.115	0.228	8.505	0.0537
T_{max}	$T_{1/3}$	1.006	0.220	0.414	6.118	0.0509

d．代表波諸元の平均値及び標準偏差（0＜$T_{1/3}$＜∞ s）

NUMBER OF SAMPLES　5347
MEAN NUMBER OF WAVES　220.6

X	AVE (X)	STD (X)	X	AVE (X)	STD (X)
$\bar{H}$	1.30	0.577	$\bar{T}$	5.1	0.982
$H_{1/3}$	2.10	0.940	$T_{1/3}$	6.4	1.313
$H_{1/10}$	2.64	1.191	$T_{1/10}$	6.7	1.429
H_{max}	3.50	1.589	T_{max}	6.8	1.943

代表波諸元間の関係（0＜$T_{1/3}$＜∞ s）

X	Y	AVE (X/Y)	STD (X/Y)	REGRE. COEFF.	INTER-CEPT	CORRE. COEFF.
$\bar{H}$	$H_{1/3}$	0.622	0.022	0.612	0.017	0.9968
$H_{1/10}$	$H_{1/3}$	1.259	0.037	1.265	−0.012	0.9975
H_{max}	$H_{1/3}$	1.673	0.174	1.640	0.059	0.9699
$\bar{T}$	$T_{1/3}$	0.797	0.053	0.708	0.542	0.9465
$T_{1/10}$	$T_{1/3}$	1.048	0.061	1.045	0.018	0.9605
T_{max}	$T_{1/3}$	1.066	0.225	1.026	0.246	0.6939

付表—4.4　輪島港　代表波諸元間の関係

a．代表波諸元の平均値及び標準偏差（$T_{1/3}<5$ s）

NUMBER OF SAMPLES　427
MEAN NUMBER OF WAVES　263.9

X	AVE (X)	STD (X)	X	AVE (X)	STD (X)
$\bar{H}$	0.75	0.102	$\bar{T}$	4.2	0.208
$H_{1/3}$	1.17	0.153	$T_{1/3}$	4.7	0.241
$H_{1/10}$	1.47	0.193	$T_{1/10}$	4.7	0.315
H_{max}	1.99	0.317	T_{max}	4.6	0.694

代表波諸元間の関係（$T_{1/3}<5$ s）

X	Y	AVE (X/Y)	STD (X/Y)	REGRE. COEFF.	INTER-CEPT	CORRE. COEFF.
$\bar{H}$	$H_{1/3}$	0.635	0.023	0.646	−0.012	0.9660
$H_{1/10}$	$H_{1/3}$	1.252	0.038	1.223	0.033	0.9722
H_{max}	$H_{1/3}$	1.692	0.172	1.590	0.117	0.9677
$\bar{T}$	$T_{1/3}$	0.894	0.035	0.612	1.319	0.7092
$T_{1/10}$	$T_{1/3}$	1.002	0.035	1.119	−0.547	0.8566
T_{max}	$T_{1/3}$	0.991	0.141	0.882	0.512	0.3061

b．代表波諸元の平均値及び標準偏差（$5<T_{1/3}<10$ s）

NUMBER OF SAMPLES　11139
MEAN NUMBER OF WAVES　189.7

X	AVE (X)	STD (X)	X	AVE (X)	STD (X)
$\bar{H}$	1.27	0.549	$\bar{T}$	5.9	0.861
$H_{1/3}$	2.03	0.873	$T_{1/3}$	7.1	1.116
$H_{1/10}$	2.53	1.093	$T_{1/10}$	7.2	1.186
H_{max}	3.31	1.436	T_{max}	7.2	1.578

代表波諸元間の関係（$5<T_{1/3}<10$ s）

X	Y	AVE (X/Y)	STD (X/Y)	REGRE. COEFF.	INTER-CEPT	CORRE. COEFF.
$\bar{H}$	$H_{1/3}$	0.629	0.022	0.627	0.003	0.9969
$H_{1/10}$	$H_{1/3}$	1.251	0.038	1.248	0.004	0.9971
H_{max}	$H_{1/3}$	1.641	0.167	1.591	0.089	0.9670
$\bar{T}$	$T_{1/3}$	0.831	0.039	0.736	0.661	0.9537
$T_{1/10}$	$T_{1/3}$	1.018	0.043	1.026	−0.050	0.9650
T_{max}	$T_{1/3}$	1.015	0.152	1.033	−0.123	0.7303

c．代表波諸元の平均値及び標準偏差（$T_{1/3}>10$ s）

NUMBER OF SAMPLES　194
MEAN NUMBER OF WAVES　134.8

X	AVE (X)	STD (X)	X	AVE (X)	STD (X)
$\bar{H}$	2.87	0.685	$\bar{T}$	8.3	0.488
$H_{1/3}$	4.59	1.095	$T_{1/3}$	10.6	0.541
$H_{1/10}$	5.72	1.384	$T_{1/10}$	10.8	0.727
H_{max}	7.21	1.857	T_{max}	10.7	1.582

代表波諸元間の関係（$T_{1/3}>10$ s）

X	Y	AVE (X/Y)	STD (X/Y)	REGRE. COEFF.	INTER-CEPT	CORRE. COEFF.
$\bar{H}$	$H_{1/3}$	0.625	0.019	0.620	0.022	0.9909
$H_{1/10}$	$H_{1/3}$	1.245	0.040	1.252	−0.028	0.9900
H_{max}	$H_{1/3}$	1.574	0.159	1.555	0.077	0.9167
$\bar{T}$	$T_{1/3}$	0.790	0.032	0.662	1.341	0.7345
$T_{1/10}$	$T_{1/3}$	1.019	0.052	0.889	1.369	0.6620
T_{max}	$T_{1/3}$	1.009	0.145	0.628	4.016	0.2148

d．代表波諸元の平均値及び標準偏差（$0<T_{1/3}<\infty$ s）

NUMBER OF SAMPLES　11760
MEAN NUMBER OF WAVES　191.5

X	AVE (X)	STD (X)	X	AVE (X)	STD (X)
$\bar{H}$	1.28	0.587	$\bar{T}$	5.9	0.954
$H_{1/3}$	2.04	0.936	$T_{1/3}$	7.1	1.263
$H_{1/10}$	2.55	1.171	$T_{1/10}$	7.2	1.335
H_{max}	3.33	1.526	T_{max}	7.2	1.688

代表波諸元間の関係（$0<T_{1/3}<\infty$ s）

X	Y	AVE (X/Y)	STD (X/Y)	REGRE. COEFF.	INTER-CEPT	CORRE. COEFF.
$\bar{H}$	$H_{1/3}$	0.629	0.022	0.626	0.005	0.9972
$H_{1/10}$	$H_{1/3}$	1.251	0.038	1.248	0.006	0.9973
H_{max}	$H_{1/3}$	1.642	0.167	1.581	0.108	0.9700
$\bar{T}$	$T_{1/3}$	0.833	0.041	0.728	0.719	0.9629
$T_{1/10}$	$T_{1/3}$	1.018	0.043	1.028	−0.068	0.9722
T_{max}	$T_{1/3}$	1.014	0.151	1.031	−0.111	0.7707

付表－4.5　金沢港　代表波諸元間の関係

a．代表波諸元の平均値及び標準偏差（$T_{1/3}<5$ s）

NUMBER OF SAMPLES　1142
MEAN NUMBER OF WAVES　258.9

X	AVE (X)	STD (X)	X	AVE (X)	STD (X)
$\overline{H}$	0.76	0.112	$\overline{T}$	4.1	0.258
$H_{1/3}$	1.19	0.175	$T_{1/3}$	4.6	0.291
$H_{1/10}$	1.49	0.224	$T_{1/10}$	4.7	0.392
H_{max}	2.00	0.355	T_{max}	4.7	0.981

代表波諸元間の関係（$T_{1/3}<5$ s）

X	Y	AVE (X/Y)	STD (X/Y)	REGRE. COEFF.	INTER-CEPT	CORRE. COEFF.
$\overline{H}$	$H_{1/3}$	0.640	0.014	0.633	0.008	0.9884
$H_{1/10}$	$H_{1/3}$	1.249	0.028	1.262	−0.015	0.9882
H_{max}	$H_{1/3}$	1.682	0.171	1.654	0.033	0.8162
$\overline{T}$	$T_{1/3}$	0.882	0.042	0.648	1.074	0.7320
$T_{1/10}$	$T_{1/3}$	1.011	0.055	1.047	−0.165	0.7775
T_{max}	$T_{1/3}$	1.017	0.201	1.024	−0.032	0.3037

b．代表波諸元の平均値及び標準偏差（$5<T_{1/3}<10$ s）

NUMBER OF SAMPLES　19675
MEAN NUMBER OF WAVES　176.4

X	AVE (X)	STD (X)	X	AVE (X)	STD (X)
$\overline{H}$	1.30	0.568	$\overline{T}$	6.0	0.886
$H_{1/3}$	2.06	0.904	$T_{1/3}$	7.2	1.115
$H_{1/10}$	2.57	1.128	$T_{1/10}$	7.3	1.196
H_{max}	3.31	1.442	T_{max}	7.3	1.733

代表波諸元間の関係（$5<T_{1/3}<10$ s）

X	Y	AVE (X/Y)	STD (X/Y)	REGRE. COEFF.	INTER-CEPT	CORRE. COEFF.
$\overline{H}$	$H_{1/3}$	0.631	0.018	0.626	0.008	0.9973
$H_{1/10}$	$H_{1/3}$	1.249	0.036	1.244	0.009	0.9972
H_{max}	$H_{1/3}$	1.623	0.172	1.541	0.148	0.9663
$\overline{T}$	$T_{1/3}$	0.831	0.039	0.757	0.523	0.9521
$T_{1/10}$	$T_{1/3}$	1.021	0.048	1.023	−0.019	0.9543
T_{max}	$T_{1/3}$	1.021	0.181	1.014	0.048	0.6528

c．代表波諸元の平均値及び標準偏差（$T_{1/3}>10$ s）

NUMBER OF SAMPLES　540
MEAN NUMBER OF WAVES　113.3

X	AVE (X)	STD (X)	X	AVE (X)	STD (X)
$\overline{H}$	3.07	0.643	$\overline{T}$	8.6	0.657
$H_{1/3}$	4.87	1.010	$T_{1/3}$	10.7	0.745
$H_{1/10}$	6.05	1.236	$T_{1/10}$	11.1	1.397
H_{max}	7.31	1.520	T_{max}	11.0	2.265

代表波諸元間の関係（$T_{1/3}>10$ s）

X	Y	AVE (X/Y)	STD (X/Y)	REGRE. COEFF.	INTER-CEPT	CORRE. COEFF.
$\overline{H}$	$H_{1/3}$	0.630	0.025	0.625	0.021	0.9819
$H_{1/10}$	$H_{1/3}$	1.243	0.048	1.203	0.187	0.9830
H_{max}	$H_{1/3}$	1.507	0.147	1.345	0.757	0.8938
$\overline{T}$	$T_{1/3}$	0.800	0.044	0.626	1.863	0.7103
$T_{1/10}$	$T_{1/3}$	1.037	0.090	1.317	−2.991	0.7027
T_{max}	$T_{1/3}$	1.025	0.199	0.913	1.203	0.3003

d．代表波諸元の平均値及び標準偏差（$0<T_{1/3}<\infty$ s）

NUMBER OF SAMPLES　21357
MEAN NUMBER OF WAVES　179.2

X	AVE (X)	STD (X)	X	AVE (X)	STD (X)
$\overline{H}$	1.31	0.634	$\overline{T}$	5.9	1.050
$H_{1/3}$	2.08	1.010	$T_{1/3}$	7.1	1.354
$H_{1/10}$	2.60	1.257	$T_{1/10}$	7.3	1.456
H_{max}	3.35	1.573	T_{max}	7.3	1.912

代表波諸元間の関係（$0<T_{1/3}<\infty$ s）

X	Y	AVE (X/Y)	STD (X/Y)	REGRE. COEFF.	INTER-CEPT	CORRE. COEFF.
$\overline{H}$	$H_{1/3}$	0.631	0.018	0.627	0.008	0.9975
$H_{1/10}$	$H_{1/3}$	1.249	0.036	1.242	0.014	0.9975
H_{max}	$H_{1/3}$	1.623	0.173	1.512	0.202	0.9705
$\overline{T}$	$T_{1/3}$	0.833	0.041	0.748	0.582	0.9653
$T_{1/10}$	$T_{1/3}$	1.021	0.050	1.037	−0.116	0.9646
T_{max}	$T_{1/3}$	1.021	0.183	1.019	0.011	0.7218

付表—4.6　福井港　代表波諸元間の関係

a．代表波諸元の平均値及び標準偏差（$T_{1/3}<5$ s）

NUMBER OF SAMPLES　203
MEAN NUMBER OF WAVES　283.1

X	AVE (X)	STD (X)	X	AVE (X)	STD (X)
$\overline{H}$	0.77	0.112	$\overline{T}$	4 1	0.234
$H_{1/3}$	1.20	0.176	$T_{1/3}$	4.7	0.278
$H_{1/10}$	1.50	0.225	$T_{1/10}$	4.7	0.331
H_{max}	2.04	0.350	T_{max}	4.6	0.703

代表波諸元間の関係（$T_{1/3}<5$ s）

X	Y	AVE (X/Y)	STD (X/Y)	REGRE. COEFF.	INTER-CEPT	CORRE. COEFF.
$\overline{H}$	$H_{1/3}$	0.638	0.012	0.631	0.008	0.9908
$H_{1/10}$	$H_{1/3}$	1.249	0.026	1.266	−0.020	0.9908
H_{max}	$H_{1/3}$	1.693	0.149	1.701	−0.010	0.8586
$\overline{T}$	$T_{1/3}$	0.882	0.032	0.684	0.918	0.8128
$T_{1/10}$	$T_{1/3}$	1.007	0.036	1.019	−0.056	0.8570
T_{max}	$T_{1/3}$	0.988	0.136	1.000	−0.058	0.3957

b．代表波諸元の平均値及び標準偏差（$5<T_{1/3}<10$ s）

NUMBER OF SAMPLES　5446
MEAN NUMBER OF WAVES　202.3

X	AVE (X)	STD (X)	X	AVE (X)	STD (X)
$\overline{H}$	1.24	0.554	$\overline{T}$	5.8	0.810
$H_{1/3}$	1.98	0.888	$T_{1/3}$	7.0	1.035
$H_{1/10}$	2.47	1.121	$T_{1/10}$	7.2	1.100
H_{max}	3.26	1.492	T_{max}	7.1	1.506

代表波諸元間の関係（$5<T_{1/3}<10$ s）

X	Y	AVE (X/Y)	STD (X/Y)	REGRE. COEFF.	INTER-CEPT	CORRE. COEFF.
$\overline{H}$	$H_{1/3}$	0.629	0.015	0.623	0.012	0.9980
$H_{1/10}$	$H_{1/3}$	1.251	0.032	1.259	−0.014	0.9978
H_{max}	$H_{1/3}$	1.652	0.161	1.632	0.036	0.9712
$\overline{T}$	$T_{1/3}$	0.829	0.034	0.751	0.530	0.9601
$T_{1/10}$	$T_{1/3}$	1.019	0.041	1.023	−0.025	0.9620
T_{max}	$T_{1/3}$	1.014	0.154	0.992	0.153	0.6815

c．代表波諸元の平均値及び標準偏差（$T_{1/3}>10$ s）

NUMBER OF SAMPLES　67
MEAN NUMBER OF WAVES　131.9

X	AVE (X)	STD (X)	X	AVE (X)	STD (X)
$\overline{H}$	3.23	0.950	$\overline{T}$	8.5	0.707
$H_{1/3}$	5.21	1.495	$T_{1/3}$	10.7	0.676
$H_{1/10}$	6.47	1.800	$T_{1/10}$	10.9	0.829
H_{max}	8.06	2.199	T_{max}	10.1	1.862

代表波諸元間の関係（$T_{1/3}>10$ s）

X	Y	AVE (X/Y)	STD (X/Y)	REGRE. COEFF.	INTER-CEPT	CORRE. COEFF.
$\overline{H}$	$H_{1/3}$	0.620	0.018	0.632	−0.060	0.9946
$H_{1/10}$	$H_{1/3}$	1.247	0.038	1.196	0.248	0.9935
H_{max}	$H_{1/3}$	1.567	0.195	1.329	1.143	0.9035
$\overline{T}$	$T_{1/3}$	0.801	0.041	0.832	−0.325	0.7954
$T_{1/10}$	$T_{1/3}$	1.023	0.050	0.943	0.844	0.7694
T_{max}	$T_{1/3}$	0.949	0.157	1.173	−2.384	0.4258

d．代表波諸元の平均値及び標準偏差（$0<T_{1/3}<\infty$ s）

NUMBER OF SAMPLES　5716
MEAN NUMBER OF WAVES　204.4

X	AVE (X)	STD (X)	X	AVE (X)	STD (X)
$\overline{H}$	1.25	0.598	$\overline{T}$	5.8	0.907
$H_{1/3}$	1.99	0.960	$T_{1/3}$	7.0	1.175
$H_{1/10}$	2.49	1.207	$T_{1/10}$	7.1	1.243
H_{max}	3.27	1.583	T_{max}	7.1	1.596

代表波諸元間の関係（$0<T_{1/3}<\infty$ s）

X	Y	AVE (X/Y)	STD (X/Y)	REGRE. COEFF.	INTER-CEPT	CORRE. COEFF.
$\overline{H}$	$H_{1/3}$	0.630	0.016	0.622	0.013	0.9982
$H_{1/10}$	$H_{1/3}$	1.251	0.032	1.255	−0.006	0.9980
H_{max}	$H_{1/3}$	1.652	0.162	1.603	0.089	0.9724
$\overline{T}$	$T_{1/3}$	0.830	0.036	0.747	0.562	0.9679
$T_{1/10}$	$T_{1/3}$	1.019	0.041	1.026	−0.049	0.9703
T_{max}	$T_{1/3}$	1.012	0.154	0.984	0.194	0.7244

付表—4.7　深浦港　代表波諸元間の関係

a．代表波諸元の平均値及び標準偏差（$T_{1/3}<5$ s）

NUMBER OF SAMPLES 314
MEAN NUMBER OF WAVES 271.5

X	AVE (X)	STD (X)	X	AVE (X)	STD (X)
$\overline{H}$	0.74	0.093	$\overline{T}$	4.2	0.231
$H_{1/3}$	1.16	0.145	$T_{1/3}$	4.7	0.215
$H_{1/10}$	1.46	0.187	$T_{1/10}$	4.8	0.306
H_{max}	1.99	0.341	T_{max}	4.7	0.664

代表波諸元間の関係（$T_{1/3}<5$ s）

X	Y	AVE (X/Y)	STD (X/Y)	REGRE. COEFF.	INTER-CEPT	CORRE. COEFF.
$\overline{H}$	$H_{1/3}$	0.635	0.014	0.631	0.005	0.9849
$H_{1/10}$	$H_{1/3}$	1.252	0.028	1.267	−0.017	0.9839
H_{max}	$H_{1/3}$	1.706	0.170	1.878	−0.197	0.7988
$\overline{T}$	$T_{1/3}$	0.885	0.040	0.656	1.078	0.6106
$T_{1/10}$	$T_{1/3}$	1.007	0.039	1.124	−0.549	0.7905
T_{max}	$T_{1/3}$	1.001	0.128	1.287	−1.348	0.4168

b．代表波諸元の平均値及び標準偏差（$5<T_{1/3}<10$ s）

NUMBER OF SAMPLES 6895
MEAN NUMBER OF WAVES 196.4

X	AVE (X)	STD (X)	X	AVE (X)	STD (X)
$\overline{H}$	1.32	0.559	$\overline{T}$	5.7	0.836
$H_{1/3}$	2.10	0.886	$T_{1/3}$	6.8	1.032
$H_{1/10}$	2.63	1.112	$T_{1/10}$	6.9	1.083
H_{max}	3.44	1.460	T_{max}	6.8	1.382

代表波諸元間の関係（$5<T_{1/3}<10$ s）

X	Y	AVE (X/Y)	STD (X/Y)	REGRE. COEFF.	INTER-CEPT	CORRE. COEFF.
$\overline{H}$	$H_{1/3}$	0.630	0.018	0.628	0.003	0.9972
$H_{1/10}$	$H_{1/3}$	1.251	0.034	1.251	−0.001	0.9972
H_{max}	$H_{1/3}$	1.647	0.163	1.594	0.099	0.9678
$\overline{T}$	$T_{1/3}$	0.838	0.038	0.772	0.439	0.9526
$T_{1/10}$	$T_{1/3}$	1.015	0.041	1.013	0.017	0.9647
T_{max}	$T_{1/3}$	1.004	0.138	0.972	0.212	0.7258

c．代表波諸元の平均値及び標準偏差（$T_{1/3}>10$ s）

NUMBER OF SAMPLES 37
MEAN NUMBER OF WAVES 124.0.

X	AVE (X)	STD (X)	X	AVE (X)	STD (X)
$\overline{H}$	3.26	0.880	$\overline{T}$	8.5	0.527
$H_{1/3}$	5.14	1.414	$T_{1/3}$	10.4	0.379
$H_{1/10}$	6.39	1.754	$T_{1/10}$	10.6	0.742
H_{max}	7.97	2.330	T_{max}	10.6	1.669

代表波諸元間の関係（$T_{1/3}>10$ s）

X	Y	AVE (X/Y)	STD (X/Y)	REGRE. COEFF.	INTER-CEPT	CORRE. COEFF.
$\overline{H}$	$H_{1/3}$	0.635	0.025	0.615	0.093	0.9885
$H_{1/10}$	$H_{1/3}$	1.247	0.044	1.231	0.066	0.9926
H_{max}	$H_{1/3}$	1.555	0.142	1.565	−0.069	0.9495
$\overline{T}$	$T_{1/3}$	0.816	0.049	0.511	3.164	0.3677
$T_{1/10}$	$T_{1/3}$	1.020	0.067	0.790	2.378	0.4042
T_{max}	$T_{1/3}$	1.025	0.161	0.556	4.847	0.1264

d．代表波諸元の平均値及び標準偏差（$0<T_{1/3}<\infty$ s）

NUMBER OF SAMPLES 7246
MEAN NUMBER OF WAVES 199.3

X	AVE (X)	STD (X)	X	AVE (X)	STD (X)
$\overline{H}$	1.31	0.579	$\overline{T}$	5.6	0.896
$H_{1/3}$	2.07	0.918	$T_{1/3}$	6.7	1.122
$H_{1/10}$	2.59	1.151	$T_{1/10}$	6.8	1.176
H_{max}	3.40	1.502	T_{max}	6.7	1.451

代表波諸元間の関係（$0<T_{1/3}<\infty$ s）

X	Y	AVE (X/Y)	STD (X/Y)	REGRE. COEFF.	INTER-CEPT	CORRE. COEFF.
$\overline{H}$	$H_{1/3}$	0.630	0.018	0.628	0.003	0.9973
$H_{1/10}$	$H_{1/3}$	1.251	0.034	1.250	0.001	0.9974
H_{max}	$H_{1/3}$	1.649	0.163	1.586	0.115	0.9699
$\overline{T}$	$T_{1/3}$	0.840	0.039	0.765	0.485	0.9589
$T_{1/10}$	$T_{1/3}$	1.015	0.041	1.016	−0.010	0.9701
T_{max}	$T_{1/3}$	1.004	0.137	0.982	0.144	0.7596

付表－4.8　むつ小川原港　代表波諸元間の関係

a．代表波諸元の平均値及び標準偏差（$T_{1/3}<5$ s）

NUMBER OF SAMPLES　184
MEAN NUMBER OF WAVES　211.7

X	AVE (X)	STD (X)	X	AVE (X)	STD (X)
$\overline{H}$	0.77	0.098	$\overline{T}$	4.6	0.323
$H_{1/3}$	1.17	0.142	$T_{1/3}$	4.8	0.241
$H_{1/10}$	1.47	0.185	$T_{1/10}$	4.7	0.311
H_{max}	1.94	0.358	T_{max}	4.8	0.929

代表波諸元間の関係（$T_{1/3}<5$ s）

X	Y	AVE (X/Y)	STD (X/Y)	REGRE. COEFF.	INTER-CEPT	CORRE. COEFF.
$\overline{H}$	$H_{1/3}$	0.655	0.023	0.659	−0.004	0.9588
$H_{1/10}$	$H_{1/3}$	1.250	0.041	1.261	−0.013	0.9664
H_{max}	$H_{1/3}$	1.658	0.261	1.531	0.146	0.6080
$\overline{T}$	$T_{1/3}$	0.961	0.050	0.911	0.238	0.6803
$T_{1/10}$	$T_{1/3}$	0.996	0.049	0.873	0.580	0.6777
T_{max}	$T_{1/3}$	1.006	0.214	0.109	4.256	0.0282

b．代表波諸元の平均値及び標準偏差（$5<T_{1/3}<10$ s）

NUMBER OF SAMPLES　13670
MEAN NUMBER OF WAVES　158.1

X	AVE (X)	STD (X)	X	AVE (X)	STD (X)
$\overline{H}$	1.04	0.421	$\overline{T}$	6.6	1.011
$H_{1/3}$	1.62	0.656	$T_{1/3}$	7.6	1.268
$H_{1/10}$	2.02	0.824	$T_{1/10}$	7.7	1.395
H_{max}	2.60	1.095	T_{max}	7.7	1.884

代表波諸元間の関係（$5<T_{1/3}<10$ s）

X	Y	AVE (X/Y)	STD (X/Y)	REGRE. COEFF.	INTER-CEPT	CORRE. COEFF.
$\overline{H}$	$H_{1/3}$	0.643	0.027	0.638	0.008	0.9945
$H_{1/10}$	$H_{1/3}$	1.246	0.041	1.251	−0.008	0.9963
H_{max}	$H_{1/3}$	1.604	0.168	1.606	−0.004	0.9627
$\overline{T}$	$T_{1/3}$	0.873	0.059	0.723	1.110	0.9069
$T_{1/10}$	$T_{1/3}$	1.014	0.055	1.049	−0.256	0.9529
T_{max}	$T_{1/3}$	1.011	0.177	1.053	−0.314	0.7090

c．代表波諸元の平均値及び標準偏差（$T_{1/3}>10$ s）

NUMBER OF SAMPLES　3121
MEAN NUMBER OF WAVES　114.6

X	AVE (X)	STD (X)	X	AVE (X)	STD (X)
$\overline{H}$	1.17	0.540	$\overline{T}$	9.3	1.010
$H_{1/3}$	1.87	0.851	$T_{1/3}$	11.2	0.919
$H_{1/10}$	2.33	1.065	$T_{1/10}$	11.3	1.050
H_{max}	2.92	1.364	T_{max}	11.2	1.679

代表波諸元間の関係（$T_{1/3}>10$ s）

X	Y	AVE (X/Y)	STD (X/Y)	REGRE. COEFF.	INTER-CEPT	CORRE. COEFF.
$\overline{H}$	$H_{1/3}$	0.626	0.031	0.631	−0.008	0.9944
$H_{1/10}$	$H_{1/3}$	1.250	0.048	1.245	0.008	0.9958
H_{max}	$H_{1/3}$	1.566	0.172	1.551	0.024	0.9678
$\overline{T}$	$T_{1/3}$	0.831	0.070	0.697	1.492	0.6344
$T_{1/10}$	$T_{1/3}$	1.013	0.052	0.960	0.582	0.8407
T_{max}	$T_{1/3}$	1.005	0.132	0.922	0.920	0.5049

d．代表波諸元の平均値及び標準偏差（$0<T_{1/3}<\infty$ s）

NUMBER OF SAMPLES　16975
MEAN NUMBER OF WAVES　150.7

X	AVE (X)	STD (X)	X	AVE (X)	STD (X)
$\overline{H}$	1.06	0.447	$\overline{T}$	7.1	1.462
$H_{1/3}$	1.66	0.701	$T_{1/3}$	8.2	1.863
$H_{1/10}$	2.07	0.880	$T_{1/10}$	8.3	1.957
H_{max}	2.65	1.153	T_{max}	8.3	2.318

代表波諸元間の関係（$0<T_{1/3}<\infty$ s）

X	Y	AVE (X/Y)	STD (X/Y)	REGRE. COEFF.	INTER-CEPT	CORRE. COEFF.
$\overline{H}$	$H_{1/3}$	0.640	0.028	0.633	0.009	0.9943
$H_{1/10}$	$H_{1/3}$	1.246	0.042	1.250	−0.005	0.9963
H_{max}	$H_{1/3}$	1.597	0.170	1.585	0.019	0.9639
$\overline{T}$	$T_{1/3}$	0.866	0.064	0.736	1.022	0.9373
$T_{1/10}$	$T_{1/3}$	1.014	0.054	1.022	−0.060	0.9727
T_{max}	$T_{1/3}$	1.010	0.170	1.011	−0.006	0.8128

付表－4.9.(1) 八戸港（SGW，USW） 代表波諸元間の関係

a．代表波諸元の平均値及び標準偏差（$T_{1/3}$＜5 s）

NUMBER OF SAMPLES 624
MEAN NUMBER OF WAVES 224.8

X	AVE (X)	STD (X)	X	AVE (X)	STD (X)
$\overline{H}$	0.74	0.088	$\overline{T}$	4.3	0.330
$H_{1/3}$	1.14	0.134	$T_{1/3}$	4.6	0.296
$H_{1/10}$	1.43	0.182	$T_{1/10}$	4.7	0.431
H_{max}	1.90	0.311	T_{max}	4.7	1.025

代表波諸元間の関係（$T_{1/3}$＜5 s）

X	Y	AVE (X/Y)	STD (X/Y)	REGRE. COEFF.	INTER-CEPT	CORRE. COEFF.
$\overline{H}$	$H_{1/3}$	0.646	0.032	0.604	0.047	0.9198
$H_{1/10}$	$H_{1/3}$	1.252	0.048	1.292	−0.045	0.9541
H_{max}	$H_{1/3}$	1.667	0.186	1.707	−0.045	0.7373
$\overline{T}$	$T_{1/3}$	0.918	0.062	0.641	1.280	0.5755
$T_{1/10}$	$T_{1/3}$	1.012	0.064	1.059	−0.220	0.7269
T_{max}	$T_{1/3}$	1.011	0.212	1.001	0.048	0.2887

b．代表波諸元の平均値及び標準偏差（5＜$T_{1/3}$＜10 s）

NUMBER OF SAMPLES 11543
MEAN NUMBER OF WAVES 165.6

X	AVE (X)	STD (X)	X	AVE (X)	STD (X)
$\overline{H}$	1.00	0.389	$\overline{T}$	6.2	1.120
$H_{1/3}$	1.56	0.580	$T_{1/3}$	7.4	1.364
$H_{1/10}$	1.95	0.724	$T_{1/10}$	7.7	1.564
H_{max}	2.51	0.952	T_{max}	7.7	2.188

代表波諸元間の関係（5＜$T_{1/3}$＜10 s）

X	Y	AVE (X/Y)	STD (X/Y)	REGRE. COEFF.	INTER-CEPT	CORRE. COEFF.
$\overline{H}$	$H_{1/3}$	0.640	0.068	0.634	0.010	0.9465
$H_{1/10}$	$H_{1/3}$	1.250	0.049	1.241	0.013	0.9940
H_{max}	$H_{1/3}$	1.616	0.180	1.562	0.078	0.9524
$\overline{T}$	$T_{1/3}$	0.843	0.071	0.717	0.902	0.8732
$T_{1/10}$	$T_{1/3}$	1.034	0.073	1.073	−0.281	0.9358
T_{max}	$T_{1/3}$	1.041	0.221	1.086	−0.317	0.6769

c．代表波諸元の平均値及び標準偏差（$T_{1/3}$＞10 s）

NUMBER OF SAMPLES 3643
MEAN NUMBER OF WAVES 110.6

X	AVE (X)	STD (X)	X	AVE (X)	STD (X)
$\overline{H}$	1.19	0.542	$\overline{T}$	9.6	1.597
$H_{1/3}$	1.89	0.836	$T_{1/3}$	11.5	1.096
$H_{1/10}$	2.36	1.029	$T_{1/10}$	11.7	1.183
H_{max}	2.94	1.299	T_{max}	11.5	1.671

代表波諸元間の関係（$T_{1/3}$＞10 s）

X	Y	AVE (X/Y)	STD (X/Y)	REGRE. COEFF.	INTER-CEPT	CORRE. C .
$\overline{H}$	$H_{1/3}$	0.631	0.045	0.641	−0.016	0.9884
$H_{1/10}$	$H_{1/3}$	1.255	0.057	1.224	0.051	0.9942
H_{max}	$H_{1/3}$	1.564	0.181	1.493	0.119	0.9611
$\overline{T}$	$T_{1/3}$	0.833	0.104	0.954	−1.382	0.6545
$T_{1/10}$	$T_{1/3}$	1.019	0.057	0.912	1.216	0.8455
T_{max}	$T_{1/3}$	1.004	0.128	0.782	2.532	0.5128

d．代表波諸元の平均値及び標準偏差（0＜$T_{1/3}$＜∞ s）

NUMBER OF SAMPLES 15810
MEAN NUMBER OF WAVES 155.3

X	AVE (X)	STD (X)	X	AVE (X)	STD (X)
$\overline{H}$	1.03	0.434	$\overline{T}$	6.9	1.941
$H_{1/3}$	1.62	0.660	$T_{1/3}$	8.2	2.253
$H_{1/10}$	2.02	0.821	$T_{1/10}$	8.5	2.353
H_{max}	2.59	1.051	T_{max}	8.5	2.697

代表波諸元間の関係（0＜$T_{1/3}$＜∞ s）

X	Y	AVE (X/Y)	STD (X/Y)	REGRE. COEFF.	INTER-CEPT	CORRE. COEFF.
$\overline{H}$	$H_{1/3}$	0.638	0.063	0.634	0.006	0.9646
$H_{1/10}$	$H_{1/3}$	1.251	0.051	1.236	0.023	0.9944
H_{max}	$H_{1/3}$	1.606	0.182	1.522	0.123	0.9563
$\overline{T}$	$T_{1/3}$	0.844	0.081	0.793	0.378	0.9204
$T_{1/10}$	$T_{1/3}$	1.030	0.070	1.013	0.134	0.9700
T_{max}	$T_{1/3}$	1.031	0.204	0.976	0.440	0.8150

付表—4.9.(2) 八戸港（USW） 代表波諸元間の関係

a．代表波諸元の平均値及び標準偏差（$T_{1/3}<5$ s）

NUMBER OF SAMPLES 624
MEAN NUMBER OF WAVES 224.8

X	AVE (X)	STD (X)	X	AVE (X)	STD (X)
$\overline{H}$	0.74	0.088	$\overline{T}$	4.3	0.330
$H_{1/3}$	1.14	0.134	$T_{1/3}$	4.6	0.296
$H_{1/10}$	1.43	0.182	$T_{1/10}$	4.7	0.431
H_{max}	1.90	0.311	T_{max}	4.7	1.025

代表波諸元間の関係（$T_{1/3}<5$ s）

X	Y	AVE (X/Y)	STD (X/Y)	REGRE. COEFF.	INTER-CEPT	CORRE. COEFF.
$\overline{H}$	$H_{1/3}$	0.646	0.032	0.604	0.047	0.9198
$H_{1/10}$	$H_{1/3}$	1.252	0.048	1.292	−0.045	0.9541
H_{max}	$H_{1/3}$	1.667	0.186	1.707	−0.045	0.7373
$\overline{T}$	$T_{1/3}$	0.918	0.062	0.641	1.280	0.5755
$T_{1/10}$	$T_{1/3}$	1.012	0.064	1.059	−0.220	0.7269
T_{max}	$T_{1/3}$	1.011	0.212	1.001	0.048	0.2887

b．代表波諸元の平均値及び標準偏差（$5<T_{1/3}<10$ s）

NUMBER OF SAMPLES 10982
MEAN NUMBER OF WAVES 168.1

X	AVE (X)	STD (X)	X	AVE (X)	STD (X)
$\overline{H}$	0.99	0.364	$\overline{T}$	6.1	0.992
$H_{1/3}$	1.55	0.575	$T_{1/3}$	7.3	1.348
$H_{1/10}$	1.94	0.717	$T_{1/10}$	7.6	1.565
H_{max}	2.50	0.945	T_{max}	7.7	2.202

代表波諸元間の関係（$5<T_{1/3}<10$ s）

X	Y	AVE (X/Y)	STD (X/Y)	REGRE. COEFF.	INTER-CEPT	CORRE. COEFF.
$\overline{H}$	$H_{1/3}$	0.637	0.030	0.629	0.012	0.9931
$H_{1/10}$	$H_{1/3}$	1.248	0.043	1.241	0.011	0.9954
H_{max}	$H_{1/3}$	1.612	0.168	1.572	0.058	0.9569
$\overline{T}$	$T_{1/3}$	0.837	0.064	0.662	1.242	0.8991
$T_{1/10}$	$T_{1/3}$	1.035	0.073	1.090	−0.388	0.9384
T_{max}	$T_{1/3}$	1.043	0.223	1.109	−0.471	0.6790

c．代表波諸元の平均値及び標準偏差（$T_{1/3}>10$ s）

NUMBER OF SAMPLES 2677
MEAN NUMBER OF WAVES 118.8

X	AVE (X)	STD (X)	X	AVE (X)	STD (X)
$\overline{H}$	1.17	0.536	$\overline{T}$	9.0	1.096
$H_{1/3}$	1.89	0.847	$T_{1/3}$	11.4	1.025
$H_{1/10}$	2.37	1.045	$T_{1/10}$	11.7	1.152
H_{max}	2.96	1.325	T_{max}	11.5	1.725

代表波諸元間の関係（$T_{1/3}>10$ s）

X	Y	AVE (X/Y)	STD (X/Y)	REGRE. COEFF.	INTER-CEPT	CORRE. COEFF.
$\overline{H}$	$H_{1/3}$	0.617	0.030	0.629	−0.021	0.9945
$H_{1/10}$	$H_{1/3}$	1.255	0.051	1.228	0.045	0.9954
H_{max}	$H_{1/3}$	1.568	0.171	1.511	0.097	0.9660
$\overline{T}$	$T_{1/3}$	0.789	0.069	0.744	0.509	0.6956
$T_{1/10}$	$T_{1/3}$	1.028	0.058	0.933	1.072	0.8299
T_{max}	$T_{1/3}$	1.017	0.135	0.817	2.253	0.4856

d．代表波諸元の平均値及び標準偏差（$0<T_{1/3}<\infty$ s）

NUMBER OF SAMPLES 14283
MEAN NUMBER OF WAVES 161.3

X	AVE (X)	STD (X)	X	AVE (X)	STD (X)
$\overline{H}$	1.01	0.406	$\overline{T}$	6.6	1.569
$H_{1/3}$	1.60	0.646	$T_{1/3}$	8.0	2.133
$H_{1/10}$	2.00	0.803	$T_{1/10}$	8.2	2.281
H_{max}	2.56	1.035	T_{max}	8.3	2.678

代表波諸元間の関係（$0<T_{1/3}<\infty$ s）

X	Y	AVE (X/Y)	STD (X/Y)	REGRE. COEFF.	INTER-CEPT	CORRE. COEFF.
$\overline{H}$	$H_{1/3}$	0.634	0.032	0.624	0.013	0.9933
$H_{1/10}$	$H_{1/3}$	1.250	0.045	1.238	0.017	0.9956
H_{max}	$H_{1/3}$	1.607	0.171	1.540	0.097	0.9605
$\overline{T}$	$T_{1/3}$	0.832	0.070	0.695	1.015	0.9442
$T_{1/10}$	$T_{1/3}$	1.033	0.070	1.037	−0.023	0.9693
T_{max}	$T_{1/3}$	1.036	0.209	1.013	0.189	0.8065

付表—4.10　宮古港　代表波諸元間の関係

a．代表波諸元の平均値及び標準偏差（$T_{1/3}<5$ s）

NUMBER OF SAMPLES　18
MEAN NUMBER OF WAVES　271.4

X	AVE (X)	STD (X)	X	AVE (X)	STD (X)
$\overline{H}$	0.72	0.088	$\overline{T}$	4.2	0.200
$H_{1/3}$	1.13	0.135	$T_{1/3}$	4.7	0.156
$H_{1/10}$	1.43	0.174	$T_{1/10}$	4.7	0.183
H_{max}	1.92	0.295	T_{max}	4.6	0.614

代表波諸元間の関係（$T_{1/3}<5$ s）

X	Y	AVE (X/Y)	STD (X/Y)	REGRE. COEFF.	INTER-CEPT	CORRE. COEFF.
$\overline{H}$	$H_{1/3}$	0.635	0.012	0.644	−0.010	0.9886
$H_{1/10}$	$H_{1/3}$	1.258	0.028	1.274	−0.018	0.9853
H_{max}	$H_{1/3}$	1.696	0.143	1.816	−0.134	0.8295
$\overline{T}$	$T_{1/3}$	0.885	0.027	0.984	−0.464	0.7699
$T_{1/10}$	$T_{1/3}$	1.002	0.030	0.778	1.055	0.6633
T_{max}	$T_{1/3}$	0.970	0.129	0.737	1.095	0.1874

b．代表波諸元の平均値及び標準偏差（$5<T_{1/3}<10$ s）

NUMBER OF SAMPLES　1258
MEAN NUMBER OF WAVES　189.7

X	AVE (X)	STD (X)	X	AVE (X)	STD (X)
$\overline{H}$	0.90	0.281	$\overline{T}$	6.1	0.857
$H_{1/3}$	1.43	0.450	$T_{1/3}$	7.6	1.223
$H_{1/10}$	1.79	0.565	$T_{1/10}$	7.8	1.383
H_{max}	2.34	0.773	T_{max}	7.8	1.954

代表波諸元間の関係（$5<T_{1/3}<10$ s）

X	Y	AVE (X/Y)	STD (X/Y)	REGRE. COEFF.	INTER-CEPT	CORRE. COEFF.
$\overline{H}$	$H_{1/3}$	0.627	0.018	0.623	0.005	0.9954
$H_{1/10}$	$H_{1/3}$	1.250	0.034	1.252	−0.002	0.9957
H_{max}	$H_{1/3}$	1.639	0.157	1.638	0.001	0.9525
$\overline{T}$	$T_{1/3}$	0.815	0.046	0.658	1.163	0.9379
$T_{1/10}$	$T_{1/3}$	1.029	0.053	1.081	−0.389	0.9557
T_{max}	$T_{1/3}$	1.024	0.179	1.116	−0.675	0.6979

c．代表波諸元の平均値及び標準偏差（$T_{1/3}>10$ s）

NUMBER OF SAMPLES　256
MEAN NUMBER OF WAVES　136.8

X	AVE (X)	STD (X)	X	AVE (X)	STD (X)
$\overline{H}$	0.86	0.268	$\overline{T}$	8.4	0.789
$H_{1/3}$	1.42	0.424	$T_{1/3}$	11.3	0.888
$H_{1/10}$	1.79	0.531	$T_{1/10}$	11.7	1.057
H_{max}	2.26	0.689	T_{max}	11.6	1.742

代表波諸元間の関係（$T_{1/3}>10$ s）

X	Y	AVE (X/Y)	STD (X/Y)	REGRE. COEFF.	INTER-CEPT	CORRE. COEFF.
$\overline{H}$	$H_{1/3}$	0.599	0.024	0.628	−0.038	0.9932
$H_{1/10}$	$H_{1/3}$	1.260	0.043	1.246	0.019	0.9935
H_{max}	$H_{1/3}$	1.594	0.159	1.531	0.083	0.9412
$\overline{T}$	$T_{1/3}$	0.741	0.047	0.658	0.937	0.7406
$T_{1/10}$	$T_{1/3}$	1.037	0.057	0.954	0.931	0.8009
T_{max}	$T_{1/3}$	1.023	0.143	0.799	2.527	0.4071

d．代表波諸元の平均値及び標準偏差（$0<T_{1/3}<\infty$ s）

NUMBER OF SAMPLES　1532
MEAN NUMBER OF WAVES　181.8

X	AVE (X)	STD (X)	X	AVE (X)	STD (X)
$\overline{H}$	0.89	0.279	$\overline{T}$	6.5	1.213
$H_{1/3}$	1.43	0.444	$T_{1/3}$	8.2	1.857
$H_{1/10}$	1.78	0.558	$T_{1/10}$	8.4	2.015
H_{max}	2.32	0.757	T_{max}	8.4	2.412

代表波諸元間の関係（$0<T_{1/3}<\infty$ s）

X	Y	AVE (X/Y)	STD (X/Y)	REGRE. COEFF.	INTER-CEPT	CORRE. COEFF.
$\overline{H}$	$H_{1/3}$	0.622	0.022	0.624	−0.002	0.9939
$H_{1/10}$	$H_{1/3}$	1.252	0.036	1.251	0.001	0.9954
H_{max}	$H_{1/3}$	1.632	0.158	1.621	0.015	0.9500
$\overline{T}$	$T_{1/3}$	0.804	0.054	0.625	1.392	0.9573
$T_{1/10}$	$T_{1/3}$	1.030	0.053	1.057	−0.213	0.9744
T_{max}	$T_{1/3}$	1.023	0.173	1.045	−0.160	0.8045

付表－4.11　釜石港　代表波諸元間の関係

a．代表波諸元の平均値及び標準偏差（$T_{1/3}<5$ s）

NUMBER OF SAMPLES　8
MEAN NUMBER OF WAVES　249.4

X	AVE (X)	STD (X)	X	AVE (X)	STD (X)
$\bar{H}$	0.68	0.054	$\bar{T}$	3.7	0.587
$H_{1/3}$	1.08	0.056	$T_{1/3}$	4.4	0.648
$H_{1/10}$	1.34	0.060	$T_{1/10}$	4.5	0.764
H_{max}	1.83	0.143	T_{max}	4.1	1.025

代表波諸元間の関係（$T_{1/3}<5$ s）

X	Y	AVE (X/Y)	STD (X/Y)	REGRE. COEFF.	INTER-CEPT	CORRE. COEFF.
$\bar{H}$	$H_{1/3}$	0.627	0.021	0.893	−0.288	0.9361
$H_{1/10}$	$H_{1/3}$	1.235	0.024	0.990	0.265	0.9265
H_{max}	$H_{1/3}$	1.697	0.166	−0.175	2.023	−0.0687
$\bar{T}$	$T_{1/3}$	0.840	0.076	0.722	0.503	0.7976
$T_{1/10}$	$T_{1/3}$	1.006	0.043	1.155	−0.642	0.9791
T_{max}	$T_{1/3}$	0.930	0.156	1.126	−0.848	0.7114

b．代表波諸元の平均値及び標準偏差（$5<T_{1/3}<10$ s）

NUMBER OF SAMPLES　5097
MEAN NUMBER OF WAVES　171.1

X	AVE (X)	STD (X)	X	AVE (X)	STD (X)
$\bar{H}$	0.91	0.319	$\bar{T}$	6.3	0.994
$H_{1/3}$	1.50	0.510	$T_{1/3}$	8.1	1.112
$H_{1/10}$	1.89	0.641	$T_{1/10}$	8.5	1.277
H_{max}	2.46	0.864	T_{max}	8.5	1.858

代表波諸元間の関係（$5<T_{1/3}<10$ s）

X	Y	AVE (X/Y)	STD (X/Y)	REGRE. COEFF.	INTER-CEPT	CORRE. COEFF.
$\bar{H}$	$H_{1/3}$	0.610	0.033	0.620	−0.013	0.9887
$H_{1/10}$	$H_{1/3}$	1.262	0.044	1.251	0.015	0.9946
H_{max}	$H_{1/3}$	1.648	0.176	1.608	0.056	0.9486
$\bar{T}$	$T_{1/3}$	0.777	0.079	0.681	0.759	0.7626
$T_{1/10}$	$T_{1/3}$	1.043	0.066	1.041	0.013	0.9070
T_{max}	$T_{1/3}$	1.046	0.184	1.008	0.300	0.6038

c．代表波諸元の平均値及び標準偏差（$T_{1/3}>10$ s）

NUMBER OF SAMPLES　1429
MEAN NUMBER OF WAVES　129.3

X	AVE (X)	STD (X)	X	AVE (X)	STD (X)
$\bar{H}$	1.10	0.504	$\bar{T}$	8.3	1.153
$H_{1/3}$	1.81	0.797	$T_{1/3}$	11.0	0.877
$H_{1/10}$	2.28	0.996	$T_{1/10}$	11.4	1.090
H_{max}	2.89	1.299	T_{max}	11.4	1.740

代表波諸元間の関係（$T_{1/3}>10$ s）

X	Y	AVE (X/Y)	STD (X/Y)	REGRE. COEFF.	INTER-CEPT	CORRE. COEFF.
$\bar{H}$	$H_{1/3}$	0.604	0.039	0.628	−0.037	0.9921
$H_{1/10}$	$H_{1/3}$	1.260	0.049	1.245	0.023	0.9957
H_{max}	$H_{1/3}$	1.597	0.167	1.580	0.028	0.9687
$\bar{T}$	$T_{1/3}$	0.753	0.082	0.817	−0.697	0.6212
$T_{1/10}$	$T_{1/3}$	1.038	0.063	0.958	0.878	0.7706
T_{max}	$T_{1/3}$	1.039	0.148	0.778	2.860	0.3918

d．代表波諸元の平均値及び標準偏差（$0<T_{1/3}<\infty$ s）

NUMBER OF SAMPLES　6534
MEAN NUMBER OF WAVES　162.1

X	AVE (X)	STD (X)	X	AVE (X)	STD (X)
$\bar{H}$	0.95	0.376	$\bar{T}$	6.7	1.323
$H_{1/3}$	1.57	0.599	$T_{1/3}$	8.8	1.601
$H_{1/10}$	1.97	0.751	$T_{1/10}$	9.1	1.740
H_{max}	2.56	0.991	T_{max}	9.1	2.199

代表波諸元間の関係（$0<T_{1/3}<\infty$ s）

X	Y	AVE (X/Y)	STD (X/Y)	REGRE. COEFF.	INTER-CEPT	CORRE. COEFF.
$\bar{H}$	$H_{1/3}$	0.609	0.034	0.621	−0.018	0.9904
$H_{1/10}$	$H_{1/3}$	1.262	0.045	1.248	0.019	0.9953
H_{max}	$H_{1/3}$	1.637	0.175	1.585	0.075	0.9573
$\bar{T}$	$T_{1/3}$	0.772	0.080	0.697	0.627	0.8440
$T_{1/10}$	$T_{1/3}$	1.042	0.065	1.025	0.141	0.9436
T_{max}	$T_{1/3}$	1.044	0.177	0.998	0.397	0.7267

付表－4.12　仙台新港　代表波諸元間の関係

a．代表波諸元の平均値及び標準偏差（$T_{1/3}<5$ s）

NUMBER OF SAMPLES　131
MEAN NUMBER OF WAVES　280.3

X	AVE (X)	STD (X)	X	AVE (X)	STD (X)
$\overline{H}$	0.75	0.093	$\overline{T}$	4.1	0.243
$H_{1/3}$	1.17	0.148	$T_{1/3}$	4.6	0.278
$H_{1/10}$	1.46	0.194	$T_{1/10}$	4.7	0.363
H_{max}	1.99	0.343	T_{max}	4.6	1.009

代表波諸元間の関係（$T_{1/3}<5$ s）

X	Y	AVE (X/Y)	STD (X/Y)	REGRE. COEFF.	INTER-CEPT	CORRE. COEFF.
$\overline{H}$	$H_{1/3}$	0.643	0.015	0.618	0.029	0.9822
$H_{1/10}$	$H_{1/3}$	1.246	0.027	1.298	−0.059	0.9874
H_{max}	$H_{1/3}$	1.700	0.185	1.825	−0.144	0.7865
$\overline{T}$	$T_{1/3}$	0.879	0.033	0.701	0.822	0.8027
$T_{1/10}$	$T_{1/3}$	1.004	0.051	1.012	−0.034	0.7750
T_{max}	$T_{1/3}$	0.995	0.235	0.051	4.372	0.0140

b．代表波諸元の平均値及び標準偏差（$5<T_{1/3}<10$ s）

NUMBER OF SAMPLES　3862
MEAN NUMBER OF WAVES　178.7

X	AVE (X)	STD (X)	X	AVE (X)	STD (X)
$\overline{H}$	0.86	0.264	$\overline{T}$	6.4	1.113
$H_{1/3}$	1.39	0.418	$T_{1/3}$	7.9	1.272
$H_{1/10}$	1.74	0.524	$T_{1/10}$	8.2	1.369
H_{max}	2.27	0.714	T_{max}	8.2	1.938

代表波諸元間の関係（$5<T_{1/3}<10$ s）

X	Y	AVE (X/Y)	STD (X/Y)	REGRE. COEFF.	INTER-CEPT	CORRE. COEFF.
$\overline{H}$	$H_{1/3}$	0.622	0.027	0.625	−0.004	0.9895
$H_{1/10}$	$H_{1/3}$	1.256	0.039	1.246	0.013	0.9944
H_{max}	$H_{1/3}$	1.638	0.164	1.612	0.034	0.9438
$\overline{T}$	$T_{1/3}$	0.806	0.071	0.744	0.475	0.8512
$T_{1/10}$	$T_{1/3}$	1.033	0.063	1.004	0.227	0.9329
T_{max}	$T_{1/3}$	1.038	0.193	0.998	0.310	0.6551

c．代表波諸元の平均値及び標準偏差（$T_{1/3}>10$ s）

NUMBER OF SAMPLES　1270
MEAN NUMBER OF WAVES　127.7

X	AVE (X)	STD (X)	X	AVE (X)	STD (X)
$\overline{H}$	1.05	0.437	$\overline{T}$	8.8	1.130
$H_{1/3}$	1.72	0.692	$T_{1/3}$	11.1	0.915
$H_{1/10}$	2.16	0.853	$T_{1/10}$	11.2	0.997
H_{max}	2.72	1.067	T_{max}	11.2	1.664

代表波諸元間の関係（$T_{1/3}>10$ s）

X	Y	AVE (X/Y)	STD (X/Y)	REGRE. COEFF.	INTER-CEPT	CORRE. COEFF.
$\overline{H}$	$H_{1/3}$	0.610	0.032	0.626	−0.025	0.9925
$H_{1/10}$	$H_{1/3}$	1.255	0.046	1.226	0.046	0.9953
H_{max}	$H_{1/3}$	1.589	0.166	1.485	0.161	0.9637
$\overline{T}$	$T_{1/3}$	0.796	0.077	0.820	−0.269	0.6637
$T_{1/10}$	$T_{1/3}$	1.012	0.046	0.938	0.810	0.8613
T_{max}	$T_{1/3}$	1.010	0.129	0.927	0.916	0.5098

d．代表波諸元の平均値及び標準偏差（$0<T_{1/3}<\infty$ s）

NUMBER OF SAMPLES　5263
MEAN NUMBER OF WAVES　168.9

X	AVE (X)	STD (X)	X	AVE (X)	STD (X)
$\overline{H}$	0.91	0.324	$\overline{T}$	6.9	1.592
$H_{1/3}$	1.46	0.517	$T_{1/3}$	8.6	1.911
$H_{1/10}$	1.83	0.643	$T_{1/10}$	8.8	1.941
H_{max}	2.37	0.832	T_{max}	8.8	2.358

代表波諸元間の関係（$0<T_{1/3}<\infty$ s）

X	Y	AVE (X/Y)	STD (X/Y)	REGRE. COEFF.	INTER-CEPT	CORRE. COEFF.
$\overline{H}$	$H_{1/3}$	0.620	0.029	0.621	−0.001	0.9911
$H_{1/10}$	$H_{1/3}$	1.256	0.040	1.237	0.025	0.9952
H_{max}	$H_{1/3}$	1.628	0.166	1.534	0.127	0.9530
$\overline{T}$	$T_{1/3}$	0.806	0.073	0.760	0.365	0.9123
$T_{1/10}$	$T_{1/3}$	1.027	0.060	0.983	0.370	0.9669
T_{max}	$T_{1/3}$	1.030	0.181	0.973	0.470	0.7887

付表－4.13　小名浜港　代表波諸元間の関係

a．代表波諸元の平均値及び標準偏差（$T_{1/3}<5$ s）

NUMBER OF SAMPLES　66
MEAN NUMBER OF WAVES　264.2

X	AVE (X)	STD (X)	X	AVE (X)	STD (X)
$\overline{H}$	0.75	0.088	$\overline{T}$	4.1	0.192
$H_{1/3}$	1.17	0.135	$T_{1/3}$	4.7	0.270
$H_{1/10}$	1.46	0.177	$T_{1/10}$	4.8	0.404
H_{max}	1.99	0.298	T_{max}	4.8	1.388

代表波諸元間の関係（$T_{1/3}<5$ s）

X	Y	AVE (X/Y)	STD (X/Y)	REGRE. COEFF.	INTER-CEPT	CORRE. COEFF.
$\overline{H}$	$H_{1/3}$	0.646	0.014	0.642	0.005	0.9834
$H_{1/10}$	$H_{1/3}$	1.250	0.029	1.292	−0.049	0.9816
H_{max}	$H_{1/3}$	1.707	0.146	1.810	−0.119	0.8178
$\overline{T}$	$T_{1/3}$	0.890	0.033	0.544	1.609	0.7649
$T_{1/10}$	$T_{1/3}$	1.020	0.052	1.194	−0.810	0.7973
T_{max}	$T_{1/3}$	1.022	0.300	0.458	2.620	0.0890

b．代表波諸元の平均値及び標準偏差（$5<T_{1/3}<10$ s）

NUMBER OF SAMPLES　6983
MEAN NUMBER OF WAVES　181.1

X	AVE (X)	STD (X)	X	AVE (X)	STD (X)
$\overline{H}$	0.90	0.274	$\overline{T}$	6.2	0.844
$H_{1/3}$	1.44	0.439	$T_{1/3}$	7.8	1.138
$H_{1/10}$	1.81	0.551	$T_{1/10}$	8.1	1.260
H_{max}	2.35	0.737	T_{max}	8.1	1.847

代表波諸元間の関係（$5<T_{1/3}<10$ s）

X	Y	AVE (X/Y)	STD (X/Y)	REGRE. COEFF.	INTER-CEPT	CORRE. COEFF.
$\overline{H}$	$H_{1/3}$	0.624	0.020	0.621	0.004	0.9936
$H_{1/10}$	$H_{1/3}$	1.252	0.036	1.250	0.004	0.9949
H_{max}	$H_{1/3}$	1.632	0.161	1.588	0.059	0.9457
$\overline{T}$	$T_{1/3}$	0.800	0.050	0.669	1.004	0.9018
$T_{1/10}$	$T_{1/3}$	1.038	0.058	1.033	0.035	0.9328
T_{max}	$T_{1/3}$	1.044	0.190	1.017	0.207	0.6267

c．代表波諸元の平均値及び標準偏差（$T_{1/3}>10$ s）

NUMBER OF SAMPLES　904
MEAN NUMBER OF WAVES　134.8

X	AVE (X)	STD (X)	X	AVE (X)	STD (X)
$\overline{H}$	1.18	0.534	$\overline{T}$	8.3	0.832
$H_{1/3}$	1.94	0.848	$T_{1/3}$	11.0	0.847
$H_{1/10}$	2.43	1.053	$T_{1/10}$	11.4	1.014
H_{max}	3.07	1.320	T_{max}	11.5	1.971

代表波諸元間の関係（$T_{1/3}>10$ s）

X	Y	AVE (X/Y)	STD (X/Y)	REGRE. COEFF.	INTER-CEPT	CORRE. COEFF.
$\overline{H}$	$H_{1/3}$	0.607	0.023	0.627	−0.034	0.9958
$H_{1/10}$	$H_{1/3}$	1.256	0.041	1.237	0.033	0.9965
H_{max}	$H_{1/3}$	1.592	0.158	1.507	0.144	0.9685
$\overline{T}$	$T_{1/3}$	0.753	0.056	0.669	0.922	0.6811
$T_{1/10}$	$T_{1/3}$	1.034	0.057	0.945	0.972	0.7895
T_{max}	$T_{1/3}$	1.046	0.164	0.994	0.564	0.4273

d．代表波諸元の平均値及び標準偏差（$0<T_{1/3}<\infty$ s）

NUMBER OF SAMPLES　7953
MEAN NUMBER OF WAVES　176.5

X	AVE (X)	STD (X)	X	AVE (X)	STD (X)
$\overline{H}$	0.93	0.327	$\overline{T}$	6.4	1.084
$H_{1/3}$	1.50	0.526	$T_{1/3}$	8.1	1.534
$H_{1/10}$	1.87	0.658	$T_{1/10}$	8.4	1.646
H_{max}	2.43	0.854	T_{max}	8.5	2.170

代表波諸元間の関係（$0<T_{1/3}<\infty$ s）

X	Y	AVE (X/Y)	STD (X/Y)	REGRE. COEFF.	INTER-CEPT	CORRE. COEFF.
$\overline{H}$	$H_{1/3}$	0.623	0.021	0.618	0.006	0.9944
$H_{1/10}$	$H_{1/3}$	1.253	0.036	1.247	0.009	0.9958
H_{max}	$H_{1/3}$	1.628	0.161	1.551	0.107	0.9553
$\overline{T}$	$T_{1/3}$	0.796	0.053	0.657	1.091	0.9297
$T_{1/10}$	$T_{1/3}$	1.037	0.058	1.027	0.082	0.9573
T_{max}	$T_{1/3}$	1.044	0.189	1.033	0.091	0.7303

付表—4.14　阿字ヶ浦　代表波諸元間の関係

a．代表波諸元の平均値及び標準偏差（$T_{1/3}<5$ s）

NUMBER OF SAMPLES　296
MEAN NUMBER OF WAVES　257.2

X	AVE (X)	STD (X)	X	AVE (X)	STD (X)
$\overline{H}$	0.80	0.107	$\overline{T}$	4.3	0.206
$H_{1/3}$	1.23	0.164	$T_{1/3}$	4.7	0.204
$H_{1/10}$	1.53	0.207	$T_{1/10}$	4.7	0.329
H_{max}	2.04	0.323	T_{max}	4.7	0.957

代表波諸元間の関係（$T_{1/3}<5$ s）

X	Y	AVE (X/Y)	STD (X/Y)	REGRE. COEFF.	INTER-CEPT	CORRE. COEFF.
$\overline{H}$	$H_{1/3}$	0.648	0.016	0.639	0.011	0.9819
$H_{1/10}$	$H_{1/3}$	1.241	0.029	1.244	−0.003	0.9844
H_{max}	$H_{1/3}$	1.658	0.148	1.633	0.030	0.8274
$\overline{T}$	$T_{1/3}$	0.901	0.041	0.530	1.750	0.5255
$T_{1/10}$	$T_{1/3}$	1.004	0.049	1.136	−0.623	0.7049
T_{max}	$T_{1/3}$	0.986	0.191	1.518	−2.510	0.3235

b．代表波諸元の平均値及び標準偏差（$5<T_{1/3}<10$ s）

NUMBER OF SAMPLES　9571
MEAN NUMBER OF WAVES　181.8

X	AVE (X)	STD (X)	X	AVE (X)	STD (X)
$\overline{H}$	0.95	0.307	$\overline{T}$	6.2	0.953
$H_{1/3}$	1.51	0.486	$T_{1/3}$	7.7	1.258
$H_{1/10}$	1.88	0.608	$T_{1/10}$	8.0	1.390
H_{max}	2.45	0.816	T_{max}	8.1	2.032

代表波諸元間の関係（$5<T_{1/3}<10$ s）

X	Y	AVE (X/Y)	STD (X/Y)	REGRE. COEFF.	INTER-CEPT	CORRE. COEFF.
$\overline{H}$	$H_{1/3}$	0.630	0.020	0.628	0.003	0.9949
$H_{1/10}$	$H_{1/3}$	1.247	0.035	1.245	0.003	0.9958
H_{max}	$H_{1/3}$	1.622	0.159	1.598	0.035	0.9517
$\overline{T}$	$T_{1/3}$	0.806	0.054	0.688	0.886	0.9084
$T_{1/10}$	$T_{1/3}$	1.042	0.064	1.032	0.078	0.9336
T_{max}	$T_{1/3}$	1.053	0.212	1.015	0.291	0.6285

c．代表波諸元の平均値及び標準偏差（$T_{1/3}>10$ s）

NUMBER OF SAMPLES　1531
MEAN NUMBER OF WAVES　129.3

X	AVE (X)	STD (X)	X	AVE (X)	STD (X)
$\overline{H}$	1.20	0.507	$\overline{T}$	8.6	0.985
$H_{1/3}$	1.94	0.803	$T_{1/3}$	11.1	0.874
$H_{1/10}$	2.43	0.996	$T_{1/10}$	11.4	1.015
H_{max}	3.05	1.267	T_{max}	11.4	1.816

代表波諸元間の関係（$T_{1/3}>10$ s）

X	Y	AVE (X/Y)	STD (X/Y)	REGRE. COEFF.	INTER-CEPT	CORRE. COEFF.
$\overline{H}$	$H_{1/3}$	0.615	0.026	0.629	−0.024	0.9948
$H_{1/10}$	$H_{1/3}$	1.252	0.044	1.236	0.026	0.9959
H_{max}	$H_{1/3}$	1.579	0.156	1.529	0.086	0.9686
$\overline{T}$	$T_{1/3}$	0.773	0.060	0.826	−0.588	0.7328
$T_{1/10}$	$T_{1/3}$	1.032	0.059	0.892	1.538	0.7687
T_{max}	$T_{1/3}$	1.028	0.152	0.833	2.153	0.4007

d．代表波諸元の平均値及び標準偏差（$0<T_{1/3}<\infty$ s）

NUMBER OF SAMPLES　11398
MEAN NUMBER OF WAVES　176.7

X	AVE (X)	STD (X)	X	AVE (X)	STD (X)
$\overline{H}$	0.98	0.349	$\overline{T}$	6.5	1.296
$H_{1/3}$	1.56	0.557	$T_{1/3}$	8.1	1.749
$H_{1/10}$	1.95	0.695	$T_{1/10}$	8.4	1.861
H_{max}	2.52	0.909	T_{max}	8.5	2.357

代表波諸元間の関係（$0<T_{1/3}<\infty$ s）

X	Y	AVE (X/Y)	STD (X/Y)	REGRE. COEFF.	INTER-CEPT	CORRE. COEFF.
$\overline{H}$	$H_{1/3}$	0.629	0.022	0.624	0.007	0.9949
$H_{1/10}$	$H_{1/3}$	1.248	0.036	1.244	0.005	0.9961
H_{max}	$H_{1/3}$	1.617	0.159	1.564	0.078	0.9581
$\overline{T}$	$T_{1/3}$	0.804	0.058	0.696	0.829	0.9396
$T_{1/10}$	$T_{1/3}$	1.039	0.064	1.022	0.138	0.9602
T_{max}	$T_{1/3}$	1.048	0.205	1.000	0.378	0.7417

付表—4.15　鹿島港　代表波諸元間の関係

a．代表波諸元の平均値及び標準偏差（$T_{1/3}<5$ s）

NUMBER OF SAMPLES　307
MEAN NUMBER OF WAVES　253.1

X	AVE (X)	STD (X)	X	AVE (X)	STD (X)
$\bar{H}$	0.79	0.135	$\bar{T}$	4.2	0.451
$H_{1/3}$	1.28	0.254	$T_{1/3}$	4.7	0.373
$H_{1/10}$	1.62	0.364	$T_{1/10}$	4.9	0.490
H_{max}	2.19	0.547	T_{max}	5.1	1.338

代表波諸元間の関係（$T_{1/3}<5$ s）

X	Y	AVE (X/Y)	STD (X/Y)	REGRE. COEFF.	INTER-CEPT	CORRE. COEFF.
$\bar{H}$	$H_{1/3}$	0.627	0.053	0.454	0.215	0.8529
$H_{1/10}$	$H_{1/3}$	1.268	0.073	1.387	−0.148	0.9673
H_{max}	$H_{1/3}$	1.718	0.262	1.734	−0.019	0.8047
$\bar{T}$	$T_{1/3}$	0.891	0.068	0.870	0.095	0.7188
$T_{1/10}$	$T_{1/3}$	1.044	0.104	0.607	2.026	0.4619
T_{max}	$T_{1/3}$	1.103	0.340	−0.641	8.090	−0.1787

b．代表波諸元の平均値及び標準偏差（$5<T_{1/3}<10$ s）

NUMBER OF SAMPLES　22351
MEAN NUMBER OF WAVES　162.4

X	AVE (X)	STD (X)	X	AVE (X)	STD (X)
$\bar{H}$	1.06	0.392	$\bar{T}$	6.3	0.944
$H_{1/3}$	1.66	0.604	$T_{1/3}$	7.6	1.250
$H_{1/10}$	2.06	0.751	$T_{1/10}$	8.0	1.448
H_{max}	2.64	0.980	T_{max}	8.1	2.172

代表波諸元間の関係（$5<T_{1/3}<10$ s）

X	Y	AVE (X/Y)	STD (X/Y)	REGRE. COEFF.	INTER-CEPT	CORRE. COEFF.
$\bar{H}$	$H_{1/3}$	0.639	0.032	0.642	−0.005	0.9899
$H_{1/10}$	$H_{1/3}$	1.246	0.041	1.238	0.012	0.9955
H_{max}	$H_{1/3}$	1.599	0.169	1.551	0.074	0.9557
$\bar{T}$	$T_{1/3}$	0.828	0.063	0.668	1.191	0.8842
$T_{1/10}$	$T_{1/3}$	1.040	0.070	1.076	−0.268	0.9294
T_{max}	$T_{1/3}$	1.053	0.226	1.101	−0.357	0.6335

c．代表波諸元の平均値及び標準偏差（$T_{1/3}>10$ s）

NUMBER OF SAMPLES　4392
MEAN NUMBER OF WAVES　115.9

X	AVE (X)	STD (X)	X	AVE (X)	STD (X)
$\bar{H}$	1.31	0.576	$\bar{T}$	8.8	1.116
$H_{1/3}$	2.09	0.890	$T_{1/3}$	11.2	1.006
$H_{1/10}$	2.61	1.094	$T_{1/10}$	11.6	1.195
H_{max}	3.24	1.356	T_{max}	11.6	1.907

代表波諸元間の関係（$T_{1/3}>10$ s）

X	Y	AVE (X/Y)	STD (X/Y)	REGRE. COEFF.	INTER-CEPT	CORRE. COEFF.
$\bar{H}$	$H_{1/3}$	0.626	0.037	0.641	−0.027	0.9900
$H_{1/10}$	$H_{1/3}$	1.252	0.050	1.223	0.054	0.9946
H_{max}	$H_{1/3}$	1.559	0.166	1.469	0.171	0.9638
$\bar{T}$	$T_{1/3}$	0.787	0.067	0.804	−0.184	0.7250
$T_{1/10}$	$T_{1/3}$	1.037	0.063	0.962	0.830	0.8106
T_{max}	$T_{1/3}$	1.038	0.151	0.915	1.371	0.4830

d．代表波諸元の平均値及び標準偏差（$0<T_{1/3}<\infty$ s）

NUMBER OF SAMPLES　27050
MEAN NUMBER OF WAVES　155.9

X	AVE (X)	STD (X)	X	AVE (X)	STD (X)
$\bar{H}$	1.10	0.437	$\bar{T}$	6.7	1.370
$H_{1/3}$	1.72	0.677	$T_{1/3}$	8.2	1.822
$H_{1/10}$	2.15	0.841	$T_{1/10}$	8.5	1.982
H_{max}	2.74	1.072	T_{max}	8.6	2.526

代表波諸元間の関係（$0<T_{1/3}<\infty$ s）

X	Y	AVE (X/Y)	STD (X/Y)	REGRE. COEFF.	INTER-CEPT	CORRE. COEFF.
$\bar{H}$	$H_{1/3}$	0.637	0.033	0.638	−0.003	0.9900
$H_{1/10}$	$H_{1/3}$	1.247	0.043	1.235	0.019	0.9955
H_{max}	$H_{1/3}$	1.594	0.171	1.517	0.122	0.9589
$\bar{T}$	$T_{1/3}$	0.822	0.066	0.698	0.968	0.9279
$T_{1/10}$	$T_{1/3}$	1.040	0.069	1.043	−0.019	0.9583
T_{max}	$T_{1/3}$	1.051	0.217	1.035	0.128	0.7468

付表—4.16　浜金谷　代表波諸元間の関係

a．代表波諸元の平均値及び標準偏差（$T_{1/3}<5$ s）

NUMBER OF SAMPLES　1621
MEAN NUMBER OF WAVES　246.2

X	AVE (X)	STD (X)	X	AVE (X)	STD (X)
$\bar{H}$	0.77	0.098	$\bar{T}$	4.1	0.288
$H_{1/3}$	1.19	0.154	$T_{1/3}$	4.5	0.337
$H_{1/10}$	1.49	0.199	$T_{1/10}$	4.6	0.426
H_{max}	1.99	0.342	T_{max}	4.6	1.216

代表波諸元間の関係（$T_{1/3}<5$ s）

X	Y	AVE (X/Y)	STD (X/Y)	REGRE. COEFF.	INTER-CEPT	CORRE. COEFF.
$\bar{H}$	$H_{1/3}$	0.644	0.018	0.622	0.025	0.9774
$H_{1/10}$	$H_{1/3}$	1.250	0.033	1.266	−0.019	0.9800
H_{max}	$H_{1/3}$	1.674	0.178	1.733	−0.070	0.7794
$\bar{T}$	$T_{1/3}$	0.910	0.038	0.718	0.865	0.8402
$T_{1/10}$	$T_{1/3}$	1.006	0.051	1.058	−0.235	0.8364
T_{max}	$T_{1/3}$	1.014	0.253	1.140	−0.571	0.3157

b．代表波諸元の平均値及び標準偏差（$5<T_{1/3}<10$ s）

NUMBER OF SAMPLES　4036
MEAN NUMBER OF WAVES　195.3

X	AVE (X)	STD (X)	X	AVE (X)	STD (X)
$\bar{H}$	0.98	0.283	$\bar{T}$	5.2	0.741
$H_{1/3}$	1.54	0.442	$T_{1/3}$	6.2	1.074
$H_{1/10}$	1.92	0.553	$T_{1/10}$	6.3	1.281
H_{max}	2.51	0.749	T_{max}	6.4	1.902

代表波諸元間の関係（$5<T_{1/3}<10$ s）

X	Y	AVE (X/Y)	STD (X/Y)	REGRE. COEFF.	INTER-CEPT	CORRE. COEFF.
$\bar{H}$	$H_{1/3}$	0.638	0.025	0.635	0.004	0.9917
$H_{1/10}$	$H_{1/3}$	1.249	0.041	1.242	0.009	0.9932
H_{max}	$H_{1/3}$	1.631	0.168	1.582	0.070	0.9332
$\bar{T}$	$T_{1/3}$	0.854	0.057	0.625	1.374	0.9062
$T_{1/10}$	$T_{1/3}$	1.025	0.069	1.116	−0.547	0.9358
T_{max}	$T_{1/3}$	1.034	0.235	1.133	−0.595	0.6397

c．代表波諸元の平均値及び標準偏差（$T_{1/3}>10$ s）

NUMBER OF SAMPLES　231
MEAN NUMBER OF WAVES　123.9

X	AVE (X)	STD (X)	X	AVE (X)	STD (X)
$\bar{H}$	0.83	0.292	$\bar{T}$	8.7	1.196
$H_{1/3}$	1.40	0.465	$T_{1/3}$	11.9	1.186
$H_{1/10}$	1.77	0.599	$T_{1/10}$	12.5	1.389
H_{max}	2.26	0.848	T_{max}	12.4	2.082

代表波諸元間の関係（$T_{1/3}>10$ s）

X	Y	AVE (X/Y)	STD (X/Y)	REGRE. COEFF.	INTER-CEPT	CORRE. COEFF.
$\bar{H}$	$H_{1/3}$	0.594	0.035	0.619	−0.032	0.9861
$H_{1/10}$	$H_{1/3}$	1.269	0.055	1.276	−0.009	0.9904
H_{max}	$H_{1/3}$	1.612	0.201	1.697	−0.115	0.9309
$\bar{T}$	$T_{1/3}$	0.727	0.069	0.712	0.183	0.7058
$T_{1/10}$	$T_{1/3}$	1.045	0.075	0.922	1.451	0.7876
T_{max}	$T_{1/3}$	1.040	0.153	0.949	1.074	0.5408

d．代表波諸元の平均値及び標準偏差（$0<T_{1/3}<\infty$ s）

NUMBER OF SAMPLES　5888
MEAN NUMBER OF WAVES　206.5

X	AVE (X)	STD (X)	X	AVE (X)	STD (X)
$\bar{H}$	0.92	0.265	$\bar{T}$	5.1	1.108
$H_{1/3}$	1.44	0.416	$T_{1/3}$	5.9	1.691
$H_{1/10}$	1.80	0.521	$T_{1/10}$	6.1	1.875
H_{max}	2.36	0.705	T_{max}	6.1	2.299

代表波諸元間の関係（$0<T_{1/3}<\infty$ s）

X	Y	AVE (X/Y)	STD (X/Y)	REGRE. COEFF.	INTER-CEPT	CORRE. COEFF.
$\bar{H}$	$H_{1/3}$	0.638	0.025	0.632	0.008	0.9909
$H_{1/10}$	$H_{1/3}$	1.250	0.040	1.244	0.007	0.9934
H_{max}	$H_{1/3}$	1.642	0.173	1.578	0.086	0.9305
$\bar{T}$	$T_{1/3}$	0.864	0.064	0.627	1.336	0.9563
$T_{1/10}$	$T_{1/3}$	1.021	0.065	1.079	−0.324	0.9731
T_{max}	$T_{1/3}$	1.029	0.238	1.079	−0.275	0.7934

付表—4.17　波浮港　代表波諸元間の関係

a．代表波諸元の平均値及び標準偏差（$T_{1/3}<5$ s）

NUMBER OF SAMPLES　224
MEAN NUMBER OF WAVES　225.9

X	AVE (X)	STD (X)	X	AVE (X)	STD (X)
$\overline{H}$	0.78	0.103	$\overline{T}$	4.6	0.286
$H_{1/3}$	1.19	0.156	$T_{1/3}$	4.8	0.164
$H_{1/10}$	1.49	0.206	$T_{1/10}$	4.8	0.376
H_{max}	2.01	0.363	T_{max}	4.8	0.848

代表波諸元間の関係（$T_{1/3}<5$ s）

X	Y	AVE (X/Y)	STD (X/Y)	REGRE. COEFF.	INTER-CEPT	CORRE. COEFF.
$\overline{H}$	$H_{1/3}$	0.653	0.022	0.634	0.023	0.9626
$H_{1/10}$	$H_{1/3}$	1.252	0.037	1.289	−0.044	0.9748
H_{max}	$H_{1/3}$	1.688	0.181	1.805	−0.138	0.7732
$\overline{T}$	$T_{1/3}$	0.950	0.065	0.349	2.900	0.2004
$T_{1/10}$	$T_{1/3}$	1.005	0.083	0.521	2.334	0.2276
T_{max}	$T_{1/3}$	0.988	0.180	0.285	3.393	0.0552

b．代表波諸元の平均値及び標準偏差（$5<T_{1/3}<10$ s）

NUMBER OF SAMPLES　32419
MEAN NUMBER OF WAVES　163.5

X	AVE (X)	STD (X)	X	AVE (X)	STD (X)
$\overline{H}$	1.06	0.363	$\overline{T}$	6.3	0.829
$H_{1/3}$	1.66	0.570	$T_{1/3}$	7.3	1.096
$H_{1/10}$	2.07	0.718	$T_{1/10}$	7.5	1.249
H_{max}	2.67	0.960	T_{max}	7.5	1.898

代表波諸元間の関係（$5<T_{1/3}<10$ s）

X	Y	AVE (X/Y)	STD (X/Y)	REGRE. COEFF.	INTER-CEPT	CORRE. COEFF.
$\overline{H}$	$H_{1/3}$	0.642	0.021	0.634	0.012	0.9951
$H_{1/10}$	$H_{1/3}$	1.247	0.039	1.253	−0.009	0.9954
H_{max}	$H_{1/3}$	1.616	0.174	1.597	0.030	0.9484
$\overline{T}$	$T_{1/3}$	0.863	0.053	0.687	1.262	0.9087
$T_{1/10}$	$T_{1/3}$	1.019	0.060	1.063	−0.315	0.9334
T_{max}	$T_{1/3}$	1.019	0.203	1.088	−0.489	0.6285

c．代表波諸元の平均値及び標準偏差（$T_{1/3}>10$ s）

NUMBER OF SAMPLES　1737
MEAN NUMBER OF WAVES　118.3

X	AVE (X)	STD (X)	X	AVE (X)	STD (X)
$\overline{H}$	1.59	0.662	$\overline{T}$	8.8	0.995
$H_{1/3}$	2.53	1.037	$T_{1/3}$	11.0	0.928
$H_{1/10}$	3.16	1.293	$T_{1/10}$	11.3	1.135
H_{max}	3.96	1.655	T_{max}	11.3	1.995

代表波諸元間の関係（$T_{1/3}>10$ s）

X	Y	AVE (X/Y)	STD (X/Y)	REGRE. COEFF.	INTER-CEPT	CORRE. COEFF.
$\overline{H}$	$H_{1/3}$	0.628	0.026	0.635	−0.016	0.9948
$H_{1/10}$	$H_{1/3}$	1.248	0.047	1.241	0.018	0.9952
H_{max}	$H_{1/3}$	1.568	0.174	1.530	0.084	0.9588
$\overline{T}$	$T_{1/3}$	0.802	0.057	0.813	−0.127	0.7579
$T_{1/10}$	$T_{1/3}$	1.027	0.064	0.957	0.765	0.7818
T_{max}	$T_{1/3}$	1.026	0.166	0.895	1.434	0.4160

d．代表波諸元の平均値及び標準偏差（$0<T_{1/3}<\infty$ s）

NUMBER OF SAMPLES　34380
MEAN NUMBER OF WAVES　161.7

X	AVE (X)	STD (X)	X	AVE (X)	STD (X)
$\overline{H}$	1.09	0.401	$\overline{T}$	6.4	1.016
$H_{1/3}$	1.70	0.632	$T_{1/3}$	7.5	1.372
$H_{1/10}$	2.12	0.794	$T_{1/10}$	7.7	1.516
H_{max}	2.74	1.044	T_{max}	7.7	2.088

代表波諸元間の関係（$0<T_{1/3}<\infty$ s）

X	Y	AVE (X/Y)	STD (X/Y)	REGRE. COEFF.	INTER-CEPT	CORRE. COEFF.
$\overline{H}$	$H_{1/3}$	0.641	0.022	0.632	0.015	0.9954
$H_{1/10}$	$H_{1/3}$	1.247	0.039	1.251	−0.005	0.9958
H_{max}	$H_{1/3}$	1.614	0.175	1.575	0.062	0.9533
$\overline{T}$	$T_{1/3}$	0.860	0.055	0.690	1.237	0.9321
$T_{1/10}$	$T_{1/3}$	1.020	0.061	1.052	−0.233	0.9518
T_{max}	$T_{1/3}$	1.019	0.201	1.064	−0.321	0.6991

付表—4.18　潮岬　代表波諸元間の関係

a．代表波諸元の平均値及び標準偏差（$T_{1/3}<5$ s）

NUMBER OF SAMPLES　2
MEAN NUMBER OF WAVES　124.5

X	AVE (X)	STD (X)	X	AVE (X)	STD (X)
$\overline{H}$	–	–	$\overline{T}$	–	–
$H_{1/3}$	–	–	$T_{1/3}$	–	–
$H_{1/10}$	–	–	$T_{1/10}$	–	–
H_{max}	–	–	T_{max}	–	–

代表波諸元間の関係（$T_{1/3}<5$ s）

X	Y	AVE (X/Y)	STD (X/Y)	REGRE. COEFF.	INTER-CEPT	CORRE. COEFF.
$\overline{H}$	$H_{1/3}$	–	–	–	–	–
$H_{1/10}$	$H_{1/3}$	–	–	–	–	–
H_{max}	$H_{1/3}$	–	–	–	–	–
$\overline{T}$	$T_{1/3}$	–	–	–	–	–
$T_{1/10}$	$T_{1/3}$	–	–	–	–	–
T_{max}	$T_{1/3}$	–	–	–	–	–

b．代表波諸元の平均値及び標準偏差（$5<T_{1/3}<10$ s）

NUMBER OF SAMPLES　4692
MEAN NUMBER OF WAVES　127.3

X	AVE (X)	STD (X)	X	AVE (X)	STD (X)
$\overline{H}$	0.98	0.358	$\overline{T}$	7.8	0.874
$H_{1/3}$	1.53	0.543	$T_{1/3}$	7.9	0.949
$H_{1/10}$	1.96	0.694	$T_{1/10}$	7.9	0.982
H_{max}	2.53	0.931	T_{max}	7.8	1.112

代表波諸元間の関係（$5<T_{1/3}<10$ s）

X	Y	AVE (X/Y)	STD (X/Y)	REGRE. COEFF.	INTER-CEPT	CORRE. COEFF.
$\overline{H}$	$H_{1/3}$	0.635	0.040	0.649	−0.019	0.9848
$H_{1/10}$	$H_{1/3}$	1.279	0.093	1.252	0.040	0.9797
H_{max}	$H_{1/3}$	1.664	0.294	1.521	0.203	0.8879
$\overline{T}$	$T_{1/3}$	0.996	0.035	0.882	0.881	0.9578
$T_{1/10}$	$T_{1/3}$	0.997	0.036	0.990	0.055	0.9558
T_{max}	$T_{1/3}$	0.992	0.095	0.901	0.700	0.7694

c．代表波諸元の平均値及び標準偏差（$T_{1/3}>10$ s）

NUMBER OF SAMPLES　2124
MEAN NUMBER OF WAVES　88.6

X	AVE (X)	STD (X)	X	AVE (X)	STD (X)
$\overline{H}$	1.17	0.536	$\overline{T}$	11.6	1.237
$H_{1/3}$	1.81	0.825	$T_{1/3}$	12.0	1.320
$H_{1/10}$	2.29	1.041	$T_{1/10}$	11.9	1.347
H_{max}	2.81	1.301	T_{max}	11.8	1.512

代表波諸元間の関係（$T_{1/3}>10$ s）

X	Y	AVE (X/Y)	STD (X/Y)	REGRE. COEFF.	INTER-CEPT	CORRE. COEFF.
$\overline{H}$	$H_{1/3}$	0.649	0.027	0.646	0.004	0.9950
$H_{1/10}$	$H_{1/3}$	1.267	0.061	1.252	0.023	0.9928
H_{max}	$H_{1/3}$	1.557	0.182	1.516	0.064	0.9613
$\overline{T}$	$T_{1/3}$	0.967	0.037	0.877	1.062	0.9359
$T_{1/10}$	$T_{1/3}$	0.992	0.033	0.973	0.225	0.9537
T_{max}	$T_{1/3}$	0.981	0.076	0.919	0.737	0.8024

d．代表波諸元の平均値及び標準偏差（$0<T_{1/3}<\infty$ s）

NUMBER OF SAMPLES　6818
MEAN NUMBER OF WAVES　115.2

X	AVE (X)	STD (X)	X	AVE (X)	STD (X)
$\overline{H}$	1.04	0.431	$\overline{T}$	9.0	2.005
$H_{1/3}$	1.62	0.658	$T_{1/3}$	9.2	2.192
$H_{1/10}$	2.06	0.834	$T_{1/10}$	9.1	2.180
H_{max}	2.62	1.068	T_{max}	9.0	2.221

代表波諸元間の関係（$0<T_{1/3}<\infty$ s）

X	Y	AVE (X/Y)	STD (X/Y)	REGRE. COEFF.	INTER-CEPT	CORRE. COEFF.
$\overline{H}$	$H_{1/3}$	0.639	0.037	0.649	−0.014	0.9893
$H_{1/10}$	$H_{1/3}$	1.276	0.085	1.251	0.036	0.9864
H_{max}	$H_{1/3}$	1.630	0.270	1.495	0.199	0.9206
$\overline{T}$	$T_{1/3}$	0.987	0.038	0.903	0.728	0.9870
$T_{1/10}$	$T_{1/3}$	0.995	0.035	0.983	0.105	0.9885
T_{max}	$T_{1/3}$	0.989	0.091	0.949	0.346	0.9362

付表－4.19　高知沖　代表波諸元間の関係

a．代表波諸元の平均値及び標準偏差（$T_{1/3}<5$ s）

NUMBER OF SAMPLES　5
MEAN NUMBER OF WAVES　212.2

X	AVE (X)	STD (X)	X	AVE (X)	STD (X)
$\overline{H}$	0.70	0.028	$\overline{T}$	5.0	0.429
$H_{1/3}$	1.08	0.033	$T_{1/3}$	4.8	0.099
$H_{1/10}$	1.36	0.063	$T_{1/10}$	4.6	0.286
H_{max}	1.77	0.107	T_{max}	4.7	0.570

代表波諸元間の関係（$T_{1/3}<5$ s）

X	Y	AVE (X/Y)	STD (X/Y)	REGRE. COEFF.	INTER-CEPT	CORRE. COEFF.
$\overline{H}$	$H_{1/3}$	0.646	0.014	0.741	−0.103	0.8576
$H_{1/10}$	$H_{1/3}$	1.260	0.035	1.528	−0.290	0.8009
H_{max}	$H_{1/3}$	1.640	0.094	1.026	0.664	0.3154
$\overline{T}$	$T_{1/3}$	1.038	0.090	0.387	3.131	0.0890
$T_{1/10}$	$T_{1/3}$	0.953	0.063	−0.007	4.619	−0.0025
T_{max}	$T_{1/3}$	0.978	0.121	−0.455	6.889	−0.0789

b．代表波諸元の平均値及び標準偏差（$5<T_{1/3}<10$ s）

NUMBER OF SAMPLES　2738
MEAN NUMBER OF WAVES　153.1

X	AVE (X)	STD (X)	X	AVE (X)	STD (X)
$\overline{H}$	0.97	0.364	$\overline{T}$	7.0	0.898
$H_{1/3}$	1.54	0.563	$T_{1/3}$	7.8	1.146
$H_{1/10}$	1.93	0.702	$T_{1/10}$	7.9	1.247
H_{max}	2.49	0.937	T_{max}	7.8	1.619

代表波諸元間の関係（$5<T_{1/3}<10$ s）

X	Y	AVE (X/Y)	STD (X/Y)	REGRE. COEFF.	INTER-CEPT	CORRE. COEFF.
$\overline{H}$	$H_{1/3}$	0.633	0.022	0.644	−0.016	0.9957
$H_{1/10}$	$H_{1/3}$	1.256	0.041	1.241	0.021	0.9957
H_{max}	$H_{1/3}$	1.627	0.170	1.583	0.062	0.9519
$\overline{T}$	$T_{1/3}$	0.893	0.056	0.706	1.433	0.9005
$T_{1/10}$	$T_{1/3}$	1.006	0.046	1.039	−0.252	0.9542
T_{max}	$T_{1/3}$	1.001	0.141	1.024	−0.180	0.7246

c．代表波諸元の平均値及び標準偏差（$T_{1/3}>10$ s）

NUMBER OF SAMPLES　1152
MEAN NUMBER OF WAVES　111.0

X	AVE (X)	STD (X)	X	AVE (X)	STD (X)
$\overline{H}$	1.35	0.686	$\overline{T}$	9.8	1.188
$H_{1/3}$	2.15	1.071	$T_{1/3}$	11.5	1.103
$H_{1/10}$	2.69	1.335	$T_{1/10}$	11.5	1.181
H_{max}	3.38	1.685	T_{max}	11.5	1.770

代表波諸元間の関係（$T_{1/3}>10$ s）

X	Y	AVE (X/Y)	STD (X/Y)	REGRE. COEFF.	INTER-CEPT	CORRE. COEFF.
$\overline{H}$	$H_{1/3}$	0.626	0.029	0.638	−0.021	0.9961
$H_{1/10}$	$H_{1/3}$	1.255	0.050	1.242	0.022	0.9963
H_{max}	$H_{1/3}$	1.583	0.173	1.526	0.104	0.9706
$\overline{T}$	$T_{1/3}$	0.856	0.061	0.868	−0.141	0.8059
$T_{1/10}$	$T_{1/3}$	1.005	0.046	0.957	0.550	0.8933
T_{max}	$T_{1/3}$	1.004	0.130	0.893	1.273	0.5561

d．代表波諸元の平均値及び標準偏差（$0<T_{1/3}<\infty$ s）

NUMBER OF SAMPLES　3895
MEAN NUMBER OF WAVES　140.7

X	AVE (X)	STD (X)	X	AVE (X)	STD (X)
$\overline{H}$	1.08	0.512	$\overline{T}$	7.8	1.644
$H_{1/3}$	1.72	0.801	$T_{1/3}$	8.9	2.017
$H_{1/10}$	2.15	0.998	$T_{1/10}$	9.0	2.074
H_{max}	2.76	1.273	T_{max}	8.9	2.367

代表波諸元間の関係（$0<T_{1/3}<\infty$ s）

X	Y	AVE (X/Y)	STD (X/Y)	REGRE. COEFF.	INTER-CEPT	CORRE. COEFF.
$\overline{H}$	$H_{1/3}$	0.631	0.024	0.637	−0.010	0.9963
$H_{1/10}$	$H_{1/3}$	1.255	0.044	1.242	0.020	0.9966
H_{max}	$H_{1/3}$	1.614	0.172	1.537	0.118	0.9662
$\overline{T}$	$T_{1/3}$	0.882	0.060	0.774	0.907	0.9503
$T_{1/10}$	$T_{1/3}$	1.006	0.046	1.006	−0.003	0.9785
T_{max}	$T_{1/3}$	1.002	0.138	1.002	0.002	0.8536

付表－4.20　鳥取港　代表波諸元間の関係

a．代表波諸元の平均値及び標準偏差（$T_{1/3}<5$ s）

NUMBER OF SAMPLES　434
MEAN NUMBER OF WAVES　261.8

X	AVE (X)	STD (X)	X	AVE (X)	STD (X)
$\overline{H}$	0.77	0.135	$\overline{T}$	4.1	0.323
$H_{1/3}$	1.21	0.215	$T_{1/3}$	4.6	0.273
$H_{1/10}$	1.52	0.276	$T_{1/10}$	4.7	0.370
H_{max}	2.03	0.392	T_{max}	4.7	0.757

代表波諸元間の関係（$T_{1/3}<5$ s）

X	Y	AVE (X/Y)	STD (X/Y)	REGRE. COEFF.	INTER-CEPT	CORRE. COEFF.
$\overline{H}$	$H_{1/3}$	0.640	0.017	0.623	0.021	0.9880
$H_{1/10}$	$H_{1/3}$	1.251	0.029	1.277	−0.030	0.9916
H_{max}	$H_{1/3}$	1.679	0.153	1.616	0.075	0.8841
$\overline{T}$	$T_{1/3}$	0.895	0.071	0.527	1.703	0.4452
$T_{1/10}$	$T_{1/3}$	1.009	0.067	0.892	0.542	0.6575
T_{max}	$T_{1/3}$	1.003	0.150	1.081	−0.360	0.3896

b．代表波諸元の平均値及び標準偏差（$5<T_{1/3}<10$ s）

NUMBER OF SAMPLES　8486
MEAN NUMBER OF WAVES　184.6

X	AVE (X)	STD (X)	X	AVE (X)	STD (X)
$\overline{H}$	1.21	0.465	$\overline{T}$	5.9	0.907
$H_{1/3}$	1.92	0.738	$T_{1/3}$	7.1	1.084
$H_{1/10}$	2.40	0.928	$T_{1/10}$	7.2	1.167
H_{max}	3.15	1.254	T_{max}	7.1	1.585

代表波諸元間の関係（$5<T_{1/3}<10$ s）

X	Y	AVE (X/Y)	STD (X/Y)	REGRE. COEFF.	INTER-CEPT	CORRE. COEFF.
$\overline{H}$	$H_{1/3}$	0.632	0.025	0.627	0.009	0.9943
$H_{1/10}$	$H_{1/3}$	1.250	0.038	1.253	−0.005	0.9963
H_{max}	$H_{1/3}$	1.640	0.170	1.631	0.017	0.9591
$\overline{T}$	$T_{1/3}$	0.839	0.057	0.752	0.598	0.8990
$T_{1/10}$	$T_{1/3}$	1.018	0.049	1.027	−0.060	0.9536
T_{max}	$T_{1/3}$	1.013	0.161	1.008	0.032	0.6898

c．代表波諸元の平均値及び標準偏差（$T_{1/3}>10$ s）

NUMBER OF SAMPLES　179
MEAN NUMBER OF WAVES　124.5

X	AVE (X)	STD (X)	X	AVE (X)	STD (X)
$\overline{H}$	1.87	0.645	$\overline{T}$	8.6	0.758
$H_{1/3}$	2.97	1.009	$T_{1/3}$	10.6	0.575
$H_{1/10}$	3.69	1.249	$T_{1/10}$	10.8	0.759
H_{max}	4.65	1.702	T_{max}	10.7	1.891

代表波諸元間の関係（$T_{1/3}>10$ s）

X	Y	AVE (X/Y)	STD (X/Y)	REGRE. COEFF.	INTER-CEPT	CORRE. COEFF.
$\overline{H}$	$H_{1/3}$	0.631	0.031	0.633	−0.006	0.9897
$H_{1/10}$	$H_{1/3}$	1.244	0.047	1.232	0.033	0.9944
H_{max}	$H_{1/3}$	1.569	0.177	1.598	−0.089	0.9473
$\overline{T}$	$T_{1/3}$	0.809	0.062	0.659	1.587	0.5001
$T_{1/10}$	$T_{1/3}$	1.015	0.055	0.870	1.536	0.6588
T_{max}	$T_{1/3}$	1.005	0.175	0.743	2.765	0.2260

d．代表波諸元の平均値及び標準偏差（$0<T_{1/3}<\infty$ s）

NUMBER OF SAMPLES　9099
MEAN NUMBER OF WAVES　187.1

X	AVE (X)	STD (X)	X	AVE (X)	STD (X)
$\overline{H}$	1.20	0.478	$\overline{T}$	5.9	1.035
$H_{1/3}$	1.91	0.758	$T_{1/3}$	7.0	1.278
$H_{1/10}$	2.38	0.952	$T_{1/10}$	7.1	1.356
H_{max}	3.12	1.279	T_{max}	7.1	1.726

代表波諸元間の関係（$0<T_{1/3}<\infty$ s）

X	Y	AVE (X/Y)	STD (X/Y)	REGRE. COEFF.	INTER-CEPT	CORRE. COEFF.
$\overline{H}$	$H_{1/3}$	0.632	0.025	0.627	0.009	0.9945
$H_{1/10}$	$H_{1/3}$	1.250	0.038	1.251	−0.002	0.9965
H_{max}	$H_{1/3}$	1.640	0.170	1.620	0.036	0.9608
$\overline{T}$	$T_{1/3}$	0.841	0.060	0.747	0.636	0.9223
$T_{1/10}$	$T_{1/3}$	1.071	0.050	1.024	−0.047	0.9653
T_{max}	$T_{1/3}$	1.012	0.160	1.008	0.031	0.7464

付表—4.21　浜田港　代表波諸元間の関係

a．代表波諸元の平均値及び標準偏差（$T_{1/3}<5$ s）

NUMBER OF SAMPLES　532
MEAN NUMBER OF WAVES　227.3

X	AVE (X)	STD (X)	X	AVE (X)	STD (X)
$\overline{H}$	0.79	0.191	$\overline{T}$	4.4	0.389
$H_{1/3}$	1.22	0.291	$T_{1/3}$	4.7	0.372
$H_{1/10}$	1.52	0.364	$T_{1/10}$	4.7	0.403
H_{max}	2.04	0.561	T_{max}	4.7	0.726

代表波諸元間の関係（$T_{1/3}<5$ s）

X	Y	AVE (X/Y)	STD (X/Y)	REGRE. COEFF.	INTER-CEPT	CORRE. COEFF.
$\overline{H}$	$H_{1/3}$	0.646	0.026	0.644	0.003	0.9822
$H_{1/10}$	$H_{1/3}$	1.253	0.037	1.241	0.014	0.9912
H_{max}	$H_{1/3}$	1.678	0.192	1.745	−0.081	0.9040
$\overline{T}$	$T_{1/3}$	0.939	0.055	0.818	0.564	0.7818
$T_{1/10}$	$T_{1/3}$	1.001	0.051	0.908	0.432	0.8395
T_{max}	$T_{1/3}$	0.993	0.143	0.841	0.709	0.4314

b．代表波諸元の平均値及び標準偏差（$5<T_{1/3}<10$ s）

NUMBER OF SAMPLES　15451
MEAN NUMBER OF WAVES　166.6

X	AVE (X)	STD (X)	X	AVE (X)	STD (X)
$\overline{H}$	1.22	0.499	$\overline{T}$	6.1	0.817
$H_{1/3}$	1.91	0.785	$T_{1/3}$	6.9	1.088
$H_{1/10}$	2.39	0.982	$T_{1/10}$	7.0	1.182
H_{max}	3.09	1.285	T_{max}	7.0	1.596

代表波諸元間の関係（$5<T_{1/3}<10$ s）

X	Y	AVE (X/Y)	STD (X/Y)	REGRE. COEFF.	INTER-CEPT	CORRE. COEFF.
$\overline{H}$	$H_{1/3}$	0.641	0.020	0.633	0.013	0.9966
$H_{1/10}$	$H_{1/3}$	1.248	0.037	1.247	0.001	0.9969
H_{max}	$H_{1/3}$	1.621	0.173	1.576	0.076	0.9624
$\overline{T}$	$T_{1/3}$	0.876	0.046	0.709	1.137	0.9439
$T_{1/10}$	$T_{1/3}$	1.010	0.046	1.043	−0.226	0.9599
T_{max}	$T_{1/3}$	1.003	0.157	1.056	−0.362	0.7195

c．代表波諸元の平均値及び標準偏差（$T_{1/3}>10$ s）

NUMBER OF SAMPLES　185
MEAN NUMBER OF WAVES　118.3

X	AVE (X)	STD (X)	X	AVE (X)	STD (X)
$\overline{H}$	1.94	0.756	$\overline{T}$	8.6	0.672
$H_{1/3}$	3.07	1.189	$T_{1/3}$	10.6	0.572
$H_{1/10}$	3.82	1.484	$T_{1/10}$	10.8	0.786
H_{max}	4.79	1.909	T_{max}	10.8	1.644

代表波諸元間の関係（$T_{1/3}>10$ s）

X	Y	AVE (X/Y)	STD (X/Y)	REGRE. COEFF.	INTER-CEPT	CORRE. COEFF.
$\overline{H}$	$H_{1/3}$	0.632	0.023	0.633	−0.002	0.9954
$H_{1/10}$	$H_{1/3}$	1.242	0.042	1.242	0.002	0.9955
H_{max}	$H_{1/3}$	1.557	0.162	1.537	0.064	0.9575
$\overline{T}$	$T_{1/3}$	0.812	0.048	0.753	0.617	0.6419
$T_{1/10}$	$T_{1/3}$	1.021	0.052	0.979	0.438	0.7132
T_{max}	$T_{1/3}$	1.019	0.149	0.828	2.023	0.2880

d．代表波諸元の平均値及び標準偏差（$0<T_{1/3}<\infty$ s）

NUMBER OF SAMPLES　16168
MEAN NUMBER OF WAVES　168.1

X	AVE (X)	STD (X)	X	AVE (X)	STD (X)
$\overline{H}$	1.22	0.507	$\overline{T}$	6.0	0.901
$H_{1/3}$	1.90	0.799	$T_{1/3}$	6.9	1.208
$H_{1/10}$	2.37	0.999	$T_{1/10}$	7.0	1.300
H_{max}	3.07	1.303	T_{max}	6.9	1.682

代表波諸元間の関係（$0<T_{1/3}<\infty$ s）

X	Y	AVE (X/Y)	STD (X/Y)	REGRE. COEFF.	INTER-CEPT	CORRE. COEFF.
$\overline{H}$	$H_{1/3}$	0.641	0.020	0.633	0.014	0.9967
$H_{1/10}$	$H_{1/3}$	1.248	0.038	1.246	0.002	0.9969
H_{max}	$H_{1/3}$	1.622	0.174	1.571	0.085	0.9634
$\overline{T}$	$T_{1/3}$	0.878	0.048	0.711	1.119	0.9529
$T_{1/10}$	$T_{1/3}$	1.010	0.046	1.041	−0.210	0.9669
T_{max}	$T_{1/3}$	1.002	0.156	1.051	−0.323	0.7546

付表—4.22　神戸港　代表波諸元間の関係

a．代表波諸元の平均値及び標準偏差（$T_{1/3}<5$ s）

NUMBER OF SAMPLES　693
MEAN NUMBER OF WAVES　260.9

X	AVE (X)	STD (X)	X	AVE (X)	STD (X)
$\overline{H}$	0.79	0.130	$\overline{T}$	3.9	0.267
$H_{1/3}$	1.23	0.202	$T_{1/3}$	4.3	0.308
$H_{1/10}$	1.54	0.253	$T_{1/10}$	4.4	0.362
H_{max}	2.08	0.382	T_{max}	4.4	0.925

代表波諸元間の関係（$T_{1/3}<5$ s）

X	Y	AVE (X/Y)	STD (X/Y)	REGRE. COEFF.	INTER-CEPT	CORRE. COEFF.
$\overline{H}$	$H_{1/3}$	0.641	0.021	0.630	0.013	0.9802
$H_{1/10}$	$H_{1/3}$	1.253	0.033	1.237	0.019	0.9869
H_{max}	$H_{1/3}$	1.694	0.177	1.559	0.163	0.8231
$\overline{T}$	$T_{1/3}$	0.894	0.039	0.697	0.849	0.8044
$T_{1/10}$	$T_{1/3}$	1.006	0.041	1.025	−0.083	0.8743
T_{max}	$T_{1/3}$	1.013	0.190	1.196	−0.791	0.3990

b．代表波諸元の平均値及び標準偏差（$5<T_{1/3}<10$ s）

NUMBER OF SAMPLES　118
MEAN NUMBER OF WAVES　208.4

X	AVE (X)	STD (X)	X	AVE (X)	STD (X)
$\overline{H}$	1.14	0.260	$\overline{T}$	4.8	0.410
$H_{1/3}$	1.76	0.409	$T_{1/3}$	5.6	0.688
$H_{1/10}$	2.17	0.505	$T_{1/10}$	5.9	1.102
H_{max}	2.83	0.729	T_{max}	6.1	2.174

代表波諸元間の関係（$5<T_{1/3}<10$ s）

X	Y	AVE (X/Y)	STD (X/Y)	REGRE. COEFF.	INTER-CEPT	CORRE. COEFF.
$\overline{H}$	$H_{1/3}$	0.646	0.020	0.629	0.028	0.9913
$H_{1/10}$	$H_{1/3}$	1.230	0.037	1.224	0.010	0.9912
H_{max}	$H_{1/3}$	1.600	0.155	1.646	−0.078	0.9230
$\overline{T}$	$T_{1/3}$	0.855	0.054	0.478	2.085	0.8023
$T_{1/10}$	$T_{1/3}$	1.047	0.100	1.333	−1.585	0.8326
T_{max}	$T_{1/3}$	1.083	0.307	1.847	−4.235	0.5847

c．代表波諸元の平均値及び標準偏差（$T_{1/3}>10$ s）

NUMBER OF SAMPLES　0
MEAN NUMBER OF WAVES　0.0

X	AVE (X)	STD (X)	X	AVE (X)	STD (X)
$\overline{H}$	—	—	$\overline{T}$	—	—
$H_{1/3}$	—	—	$T_{1/3}$	—	—
$H_{1/10}$	—	—	$T_{1/10}$	—	—
H_{max}	—	—	T_{max}	—	—

代表波諸元間の関係（$T_{1/3}>10$ s）

X	Y	AVE (X/Y)	STD (X/Y)	REGRE. COEFF.	INTER-CEPT	CORRE. COEFF.
$\overline{H}$	$H_{1/3}$	—	—	—	—	—
$H_{1/10}$	$H_{1/3}$	—	—	—	—	—
H_{max}	$H_{1/3}$	—	—	—	—	—
$\overline{T}$	$T_{1/3}$	—	—	—	—	—
$T_{1/10}$	$T_{1/3}$	—	—	—	—	—
T_{max}	$T_{1/3}$	—	—	—	—	—

d．代表波諸元の平均値及び標準偏差（$0<T_{1/3}<\infty$ s）

NUMBER OF SAMPLES　811
MEAN NUMBER OF WAVES　253.3

X	AVE (X)	STD (X)	X	AVE (X)	STD (X)
$\overline{H}$	0.84	0.199	$\overline{T}$	4.0	0.431
$H_{1/3}$	1.31	0.307	$T_{1/3}$	4.5	0.593
$H_{1/10}$	1.63	0.375	$T_{1/10}$	4.6	0.761
H_{max}	2.19	0.520	T_{max}	4.6	1.338

代表波諸元間の関係（$0<T_{1/3}<\infty$ s）

X	Y	AVE (X/Y)	STD (X/Y)	REGRE. COEFF.	INTER-CEPT	CORRE. COEFF.
$\overline{H}$	$H_{1/3}$	0.642	0.021	0.640	0.002	0.9904
$H_{1/10}$	$H_{1/3}$	1.250	0.035	1.211	0.049	0.9923
H_{max}	$H_{1/3}$	1.681	0.177	1.520	0.201	0.8974
$\overline{T}$	$T_{1/3}$	0.888	0.044	0.659	1.021	0.9068
$T_{1/10}$	$T_{1/3}$	1.012	0.055	1.186	−0.779	0.9246
T_{max}	$T_{1/3}$	1.023	0.212	1.415	−1.747	0.6276

付表－4.23　油津港　代表波諸元間の関係

a．代表波諸元の平均値及び標準偏差（$T_{1/3}<5$ s）

NUMBER OF SAMPLES　16
MEAN NUMBER OF WAVES　207.4

X	AVE (X)	STD (X)	X	AVE (X)	STD (X)
$\overline{H}$	0.75	0.137	$\overline{T}$	4.5	0.341
$H_{1/3}$	1.16	0.222	$T_{1/3}$	4.7	0.209
$H_{1/10}$	1.44	0.302	$T_{1/10}$	4.7	0.315
H_{max}	1.94	0.516	T_{max}	4.8	0.733

代表波諸元間の関係（$T_{1/3}<5$ s）

X	Y	AVE (X/Y)	STD (X/Y)	REGRE. COEFF.	INTER-CEPT	CORRE. COEFF.
$\overline{H}$	$H_{1/3}$	0.651	0.016	0.613	0.042	0.9919
$H_{1/10}$	$H_{1/3}$	1.241	0.029	1.355	−0.129	0.9955
H_{max}	$H_{1/3}$	1.659	0.163	2.161	−0.568	0.9298
$\overline{T}$	$T_{1/3}$	0.952	0.049	1.279	−1.539	0.7850
$T_{1/10}$	$T_{1/3}$	1.005	0.042	1.158	−0.725	0.7696
T_{max}	$T_{1/3}$	1.026	0.151	0.526	2.358	0.1500

b．代表波諸元の平均値及び標準偏差（$5<T_{1/3}<10$ s）

NUMBER OF SAMPLES　11259
MEAN NUMBER OF WAVES　157.7

X	AVE (X)	STD (X)	X	AVE (X)	STD (X)
$\overline{H}$	0.99	0.340	$\overline{T}$	6.6	0.836
$H_{1/3}$	1.56	0.536	$T_{1/3}$	7.7	1.072
$H_{1/10}$	1.94	0.671	$T_{1/10}$	7.8	1.200
H_{max}	2.50	0.889	T_{max}	7.8	1.726

代表波諸元間の関係（$5<T_{1/3}<10$ s）

X	Y	AVE (X/Y)	STD (X/Y)	REGRE. COEFF.	INTER-CEPT	CORRE. COEFF.
$\overline{H}$	$H_{1/3}$	0.636	0.020	0.632	0.007	0.9953
$H_{1/10}$	$H_{1/3}$	1.249	0.038	1.248	0.002	0.9954
H_{max}	$H_{1/3}$	1.613	0.169	1.577	0.052	0.9496
$\overline{T}$	$T_{1/3}$	0.861	0.049	0.710	1.133	0.9114
$T_{1/10}$	$T_{1/3}$	1.013	0.052	1.054	−0.307	0.9420
T_{max}	$T_{1/3}$	1.013	0.171	1.041	−0.214	0.6468

c．代表波諸元の平均値及び標準偏差（$T_{1/3}>10$ s）

NUMBER OF SAMPLES　1371
MEAN NUMBER OF WAVES　113.4

X	AVE (X)	STD (X)	X	AVE (X)	STD (X)
$\overline{H}$	1.49	0.777	$\overline{T}$	9.0	0.854
$H_{1/3}$	2.37	1.216	$T_{1/3}$	11.1	0.934
$H_{1/10}$	2.95	1.506	$T_{1/10}$	11.3	1.098
H_{max}	3.69	1.888	T_{max}	11.3	1.900

代表波諸元間の関係（$T_{1/3}>10$ s）

X	Y	AVE (X/Y)	STD (X/Y)	REGRE. COEFF.	INTER-CEPT	CORRE. COEFF.
$\overline{H}$	$H_{1/3}$	0.626	0.025	0.637	−0.022	0.9967
$H_{1/10}$	$H_{1/3}$	1.249	0.045	1.235	0.030	0.9969
H_{max}	$H_{1/3}$	1.564	0.168	1.507	0.118	0.9702
$\overline{T}$	$T_{1/3}$	0.817	0.051	0.689	1.406	0.7538
$T_{1/10}$	$T_{1/3}$	1.018	0.053	0.993	0.280	0.8447
T_{max}	$T_{1/3}$	1.020	0.153	0.944	0.839	0.4638

d．代表波諸元の平均値及び標準偏差（$0<T_{1/3}<\infty$ s）

NUMBER OF SAMPLES　12646
MEAN NUMBER OF WAVES　153.0

X	AVE (X)	STD (X)	X	AVE (X)	STD (X)
$\overline{H}$	1.04	0.439	$\overline{T}$	6.8	1.137
$H_{1/3}$	1.64	0.693	$T_{1/3}$	8.0	1.504
$H_{1/10}$	2.05	0.864	$T_{1/10}$	8.1	1.618
H_{max}	2.63	1.107	T_{max}	8.1	2.065

代表波諸元間の関係（$0<T_{1/3}<\infty$ s）

X	Y	AVE (X/Y)	STD (X/Y)	REGRE. COEFF.	INTER-CEPT	CORRE. COEFF.
$\overline{H}$	$H_{1/3}$	0.635	0.021	0.631	0.006	0.9963
$H_{1/10}$	$H_{1/3}$	1.249	0.039	1.243	0.010	0.9965
H_{max}	$H_{1/3}$	1.608	0.170	1.537	0.107	0.9614
$\overline{T}$	$T_{1/3}$	0.857	0.051	0.714	1.105	0.9445
$T_{1/10}$	$T_{1/3}$	1.014	0.052	1.038	−0.188	0.9645
T_{max}	$T_{1/3}$	1.013	0.169	1.033	−0.151	0.7522

付表—4.24　志布志湾　代表波諸元間の関係

a．代表波諸元の平均値及び標準偏差（$T_{1/3}<5$ s）

NUMBER OF SAMPLES　49
MEAN NUMBER OF WAVES　275.5

X	AVE (X)	STD (X)	X	AVE (X)	STD (X)
$\overline{H}$	0.72	0.083	$\overline{T}$	4.1	0.408
$H_{1/3}$	1.12	0.120	$T_{1/3}$	4.6	0.391
$H_{1/10}$	1.40	0.146	$T_{1/10}$	4.7	0.407
H_{max}	1.90	0.261	T_{max}	4.5	0.750

代表波諸元間の関係（$T_{1/3}<5$ s）

X	Y	AVE (X/Y)	STD (X/Y)	REGRE. COEFF.	INTER-CEPT	CORRE. COEFF.
$\overline{H}$	$H_{1/3}$	0.642	0.015	0.673	−0.035	0.9790
$H_{1/10}$	$H_{1/3}$	1.251	0.026	1.187	0.071	0.9805
H_{max}	$H_{1/3}$	1.695	0.167	1.557	0.155	0.7185
$\overline{T}$	$T_{1/3}$	0.894	0.051	0.896	−0.007	0.8573
$T_{1/10}$	$T_{1/3}$	1.018	0.072	0.767	1.143	0.7371
T_{max}	$T_{1/3}$	0.985	0.206	0.138	3.857	0.0719

b．代表波諸元の平均値及び標準偏差（$5<T_{1/3}<10$ s）

NUMBER OF SAMPLES　1879
MEAN NUMBER OF WAVES　185.1

X	AVE (X)	STD (X)	X	AVE (X)	STD (X)
$\overline{H}$	0.89	0.275	$\overline{T}$	6.2	0.973
$H_{1/3}$	1.42	0.439	$T_{1/3}$	7.4	1.217
$H_{1/10}$	1.78	0.552	$T_{1/10}$	7.6	1.304
H_{max}	2.32	0.727	T_{max}	7.5	1.737

代表波諸元間の関係（$5<T_{1/3}<10$ s）

X	Y	AVE (X/Y)	STD (X/Y)	REGRE. COEFF.	INTER-CEPT	CORRE. COEFF.
$\overline{H}$	$H_{1/3}$	0.629	0.021	0.623	0.009	0.9937
$H_{1/10}$	$H_{1/3}$	1.252	0.038	1.250	0.002	0.9947
H_{max}	$H_{1/3}$	1.638	0.174	1.553	0.113	0.9384
$\overline{T}$	$T_{1/3}$	0.838	0.053	0.730	0.784	0.9127
$T_{1/10}$	$T_{1/3}$	1.018	0.048	1.027	−0.064	0.9582
T_{max}	$T_{1/3}$	1.009	0.157	1.036	−0.197	0.7255

c．代表波諸元の平均値及び標準偏差（$T_{1/3}>10$ s）

NUMBER OF SAMPLES　562
MEAN NUMBER OF WAVES　122.5

X	AVE (X)	STD (X)	X	AVE (X)	STD (X)
$\overline{H}$	1.38	0.737	$\overline{T}$	9.4	1.162
$H_{1/3}$	2.25	1.187	$T_{1/3}$	11.7	1.136
$H_{1/10}$	2.82	1.488	$T_{1/10}$	11.9	1.188
H_{max}	3.54	1.864	T_{max}	11.9	1.984

代表波諸元間の関係（$T_{1/3}>10$ s）

X	Y	AVE (X/Y)	STD (X/Y)	REGRE. COEFF.	INTER-CEPT	CORRE. COEFF.
$\overline{H}$	$H_{1/3}$	0.615	0.025	0.619	−0.007	0.9967
$H_{1/10}$	$H_{1/3}$	1.254	0.045	1.250	0.009	0.9971
H_{max}	$H_{1/3}$	1.582	0.168	1.533	0.096	0.9761
$\overline{T}$	$T_{1/3}$	0.802	0.059	0.818	−0.184	0.7994
$T_{1/10}$	$T_{1/3}$	1.020	0.050	0.916	1.200	0.8763
T_{max}	$T_{1/3}$	1.017	0.154	0.839	2.057	0.4806

d．代表波諸元の平均値及び標準偏差（$0<T_{1/3}<\infty$ s）

NUMBER OF SAMPLES　2490
MEAN NUMBER OF WAVES　172.7

X	AVE (X)	STD (X)	X	AVE (X)	STD (X)
$\overline{H}$	1.00	0.472	$\overline{T}$	6.9	1.709
$H_{1/3}$	1.60	0.766	$T_{1/3}$	8.3	2.201
$H_{1/10}$	2.01	0.961	$T_{1/10}$	8.5	2.277
H_{max}	2.59	1.205	T_{max}	8.4	2.609

代表波諸元間の関係（$0<T_{1/3}<\infty$ s）

X	Y	AVE (X/Y)	STD (X/Y)	REGRE. COEFF.	INTER-CEPT	CORRE. COEFF.
$\overline{H}$	$H_{1/3}$	0.626	0.023	0.614	0.017	0.9964
$H_{1/10}$	$H_{1/3}$	1.252	0.039	1.251	0.002	0.9971
H_{max}	$H_{1/3}$	1.626	0.174	1.526	0.144	0.9700
$\overline{T}$	$T_{1/3}$	0.831	0.058	0.745	0.670	0.9595
$T_{1/10}$	$T_{1/3}$	1.019	0.049	1.016	0.021	0.9821
T_{max}	$T_{1/3}$	1.010	0.157	1.018	−0.063	0.8589

付表—4.25　名瀬港　代表波諸元間の関係

a．代表波諸元の平均値及び標準偏差（$T_{1/3}<5$ s）

NUMBER OF SAMPLES　212
MEAN NUMBER OF WAVES　218.1

X	AVE (X)	STD (X)	X	AVE (X)	STD (X)
$\overline{H}$	0.77	0.126	$\overline{T}$	4.4	0.263
$H_{1/3}$	1.19	0.173	$T_{1/3}$	4.8	0.178
$H_{1/10}$	1.49	0.210	$T_{1/10}$	4.8	0.309
H_{max}	2.01	0.377	T_{max}	4.7	0.659

代表波諸元間の関係（$T_{1/3}<5$ s）

X	Y	AVE (X/Y)	STD (X/Y)	REGRE. COEFF.	INTER-CEPT	CORRE. COEFF.
$\overline{H}$	$H_{1/3}$	0.644	0.022	0.705	−0.071	0.9729
$H_{1/10}$	$H_{1/3}$	1.254	0.045	1.164	0.106	0.9616
H_{max}	$H_{1/3}$	1.687	0.184	1.736	−0.057	0.7993
$\overline{T}$	$T_{1/3}$	0.924	0.053	0.576	1.655	0.3899
$T_{1/10}$	$T_{1/3}$	1.001	0.057	0.863	0.659	0.4955
T_{max}	$T_{1/3}$	0.982	0.136	0.763	1.046	0.2055

b．代表波諸元の平均値及び標準偏差（$5<T_{1/3}<10$ s）

NUMBER OF SAMPLES　14246
MEAN NUMBER OF WAVES　169.7

X	AVE (X)	STD (X)	X	AVE (X)	STD (X)
$\overline{H}$	1.16	0.477	$\overline{T}$	5.9	0.770
$H_{1/3}$	1.83	0.757	$T_{1/3}$	6.9	0.968
$H_{1/10}$	2.28	0.946	$T_{1/10}$	7.0	1.057
H_{max}	2.95	1.228	T_{max}	6.9	1.475

代表波諸元間の関係（$5<T_{1/3}<10$ s）

X	Y	AVE (X/Y)	STD (X/Y)	REGRE. COEFF.	INTER-CEPT	CORRE. COEFF.
$\overline{H}$	$H_{1/3}$	0.636	0.023	0.627	0.015	0.9946
$H_{1/10}$	$H_{1/3}$	1.248	0.039	1.246	0.004	0.9964
H_{max}	$H_{1/3}$	1.621	0.165	1.565	0.090	0.9651
$\overline{T}$	$T_{1/3}$	0.860	0.048	0.727	0.900	0.9143
$T_{1/10}$	$T_{1/3}$	1.013	0.049	1.032	−0.131	0.9458
T_{max}	$T_{1/3}$	1.005	0.156	1.024	−0.127	0.6724

c．代表波諸元の平均値及び標準偏差（$T_{1/3}>10$ s）

NUMBER OF SAMPLES　102
MEAN NUMBER OF WAVES　116.4

X	AVE (X)	STD (X)	X	AVE (X)	STD (X)
$\overline{H}$	1.74	0.922	$\overline{T}$	8.9	0.798
$H_{1/3}$	2.74	1.430	$T_{1/3}$	10.6	0.474
$H_{1/10}$	3.42	1.766	$T_{1/10}$	10.6	0.709
H_{max}	4.34	2.234	T_{max}	10.6	1.881

代表波諸元間の関係（$T_{1/3}>10$ s）

X	Y	AVE (X/Y)	STD (X/Y)	REGRE. COEFF.	INTER-CEPT	CORRE. COEFF.
$\overline{H}$	$H_{1/3}$	0.636	0.045	0.641	0.017	0.9943
$H_{1/10}$	$H_{1/3}$	1.247	0.051	1.230	0.047	0.9965
H_{max}	$H_{1/3}$	1.586	0.178	1.526	0.163	0.9770
$\overline{T}$	$T_{1/3}$	0.840	0.068	0.751	0.937	0.4463
$T_{1/10}$	$T_{1/3}$	0.998	0.050	0.991	0.075	0.6626
T_{max}	$T_{1/3}$	0.994	0.171	1.266	−2.877	0.3191

d．代表波諸元の平均値及び標準偏差（$0<T_{1/3}<\infty$ s）

NUMBER OF SAMPLES　14560
MEAN NUMBER OF WAVES　170.1

X	AVE (X)	STD (X)	X	AVE (X)	STD (X)
$\overline{H}$	1.16	0.483	$\overline{T}$	5.9	0.826
$H_{1/3}$	1.83	0.766	$T_{1/3}$	6.9	1.040
$H_{1/10}$	2.28	0.957	$T_{1/10}$	7.0	1.123
H_{max}	2.95	1.240	T_{max}	6.9	1.525

代表波諸元間の関係（$0<T_{1/3}<\infty$ s）

X	Y	AVE (X/Y)	STD (X/Y)	REGRE. COEFF.	INTER-CEPT	CORRE. COEFF.
$\overline{H}$	$H_{1/3}$	0.636	0.024	0.627	0.015	0.9946
$H_{1/10}$	$H_{1/3}$	1.248	0.040	1.245	0.005	0.9965
H_{max}	$H_{1/3}$	1.621	0.166	1.563	0.095	0.9658
$\overline{T}$	$T_{1/3}$	0.861	0.049	0.733	0.861	0.9236
$T_{1/10}$	$T_{1/3}$	1.012	0.049	1.027	−0.098	0.9518
T_{max}	$T_{1/3}$	1.005	0.156	1.022	−0.115	0.6973

付表—4.26　伊王島　代表波諸元間の関係

a．代表波諸元の平均値及び標準偏差（$T_{1/3}<5$ s）

NUMBER OF SAMPLES　403
MEAN NUMBER OF WAVES　266.1

X	AVE (X)	STD (X)	X	AVE (X)	STD (X)
$\overline{H}$	0.78	0.109	$\overline{T}$	4.2	0.205
$H_{1/3}$	1.22	0.168	$T_{1/3}$	4.6	0.236
$H_{1/10}$	1.53	0.216	$T_{1/10}$	4.6	0.295
H_{max}	2.09	0.353	T_{max}	4.5	0.613

代表波諸元間の関係（$T_{1/3}<5$ s）

X	Y	AVE (X/Y)	STD (X/Y)	REGRE. COEFF.	INTER-CEPT	CORRE. COEFF.
$\overline{H}$	$H_{1/3}$	0.639	0.014	0.638	0.001	0.9880
$H_{1/10}$	$H_{1/3}$	1.254	0.027	1.269	−0.019	0.9877
H_{max}	$H_{1/3}$	1.707	0.161	1.732	−0.029	0.8263
$\overline{T}$	$T_{1/3}$	0.905	0.029	0.694	0.971	0.7986
$T_{1/10}$	$T_{1/3}$	0.995	0.033	1.066	−0.325	0.8536
T_{max}	$T_{1/3}$	0.969	0.119	1.093	−0.570	0.4212

b．代表波諸元の平均値及び標準偏差（$5<T_{1/3}<10$ s）

NUMBER OF SAMPLES　865
MEAN NUMBER OF WAVES　180.7

X	AVE (X)	STD (X)	X	AVE (X)	STD (X)
$\overline{H}$	0.97	0.291	$\overline{T}$	6.1	1.643
$H_{1/3}$	1.53	0.461	$T_{1/3}$	6.8	1.356
$H_{1/10}$	1.93	0.579	$T_{1/10}$	6.8	1.383
H_{max}	2.54	0.816	T_{max}	6.8	1.620

代表波諸元間の関係（$5<T_{1/3}<10$ s）

X	Y	AVE (X/Y)	STD (X/Y)	REGRE. COEFF.	INTER-CEPT	CORRE. COEFF.
$\overline{H}$	$H_{1/3}$	0.630	0.029	0.626	0.005	0.9895
$H_{1/10}$	$H_{1/3}$	1.259	0.063	1.244	0.021	0.9889
H_{max}	$H_{1/3}$	1.653	0.192	1.661	−0.011	0.9377
$\overline{T}$	$T_{1/3}$	0.887	0.082	1.141	−1.665	0.9412
$T_{1/10}$	$T_{1/3}$	1.011	0.047	0.989	0.144	0.9700
T_{max}	$T_{1/3}$	1.004	0.149	0.973	0.200	0.8147

c．代表波諸元の平均値及び標準偏差（$T_{1/3}>10$ s）

NUMBER OF SAMPLES　103
MEAN NUMBER OF WAVES　99.8

X	AVE (X)	STD (X)	X	AVE (X)	STD (X)
$\overline{H}$	1.28	0.800	$\overline{T}$	10.6	1.443
$H_{1/3}$	2.02	1.290	$T_{1/3}$	11.1	0.922
$H_{1/10}$	2.54	1.638	$T_{1/10}$	11.2	1.121
H_{max}	3.19	2.124	T_{max}	11.2	1.373

代表波諸元間の関係（$T_{1/3}>10$ s）

X	Y	AVE (X/Y)	STD (X/Y)	REGRE. COEFF.	INTER-CEPT	CORRE. COEFF.
$\overline{H}$	$H_{1/3}$	0.636	0.043	0.617	0.030	0.9941
$H_{1/10}$	$H_{1/3}$	1.258	0.076	1.266	−0.015	0.9968
H_{max}	$H_{1/3}$	1.574	0.208	1.616	−0.074	0.9809
$\overline{T}$	$T_{1/3}$	0.956	0.108	0.833	1.359	0.5319
$T_{1/10}$	$T_{1/3}$	1.012	0.050	1.046	−0.384	0.8603
T_{max}	$T_{1/3}$	1.009	0.089	1.020	−0.128	0.6851

d．代表波諸元の平均値及び標準偏差（$0<T_{1/3}<\infty$ s）

NUMBER OF SAMPLES　1371
MEAN NUMBER OF WAVES　199.7

X	AVE (X)	STD (X)	X	AVE (X)	STD (X)
$\overline{H}$	0.93	0.348	$\overline{T}$	5.8	2.104
$H_{1/3}$	1.48	0.557	$T_{1/3}$	6.5	1.981
$H_{1/10}$	1.86	0.704	$T_{1/10}$	6.5	2.038
H_{max}	2.45	0.938	T_{max}	6.4	2.197

代表波諸元間の関係（$0<T_{1/3}<\infty$ s）

X	Y	AVE (X/Y)	STD (X/Y)	REGRE. COEFF.	INTER-CEPT	CORRE. COEFF.
$\overline{H}$	$H_{1/3}$	0.633	0.027	0.621	0.016	0.9926
$H_{1/10}$	$H_{1/3}$	1.258	0.056	1.257	0.000	0.9936
H_{max}	$H_{1/3}$	1.663	0.188	1.608	0.076	0.9548
$\overline{T}$	$T_{1/3}$	0.897	0.076	1.019	−0.739	0.9594
$T_{1/10}$	$T_{1/3}$	1.006	0.044	1.016	−0.053	0.9874
T_{max}	$T_{1/3}$	0.994	0.138	1.022	−0.165	0.9215

付表－4.27　藍島　代表波諸元間の関係

a．代表波諸元の平均値及び標準偏差（$T_{1/3}<5$ s）

NUMBER OF SAMPLES　773
MEAN NUMBER OF WAVES　2505

X	AVE (X)	STD (X)	X	AVE (X)	STD (X)
$\overline{H}$	0.75	0.097	$\overline{T}$	4.1	0.277
$H_{1/3}$	1.17	0.146	$T_{1/3}$	4.7	0.252
$H_{1/10}$	1.46	0.189	$T_{1/10}$	4.7	0.378
H_{max}	1.96	0.322	T_{max}	4.7	0.872

代表波諸元間の関係（$T_{1/3}<5$ s）

X	Y	AVE (X/Y)	STD (X/Y)	REGRE. COEFF.	INTER-CEPT	CORRE. COEFF.
$\overline{H}$	$H_{1/3}$	0.640	0.020	0.640	0.001	0.9674
$H_{1/10}$	$H_{1/3}$	1.249	0.033	1.263	−0.016	0.9781
H_{max}	$H_{1/3}$	1.678	0.167	1.746	−0.078	0.7925
$\overline{T}$	$T_{1/3}$	0.880	0.051	0.633	1.148	0.5762
$T_{1/10}$	$T_{1/3}$	1.016	0.056	1.103	−0.402	0.7352
T_{max}	$T_{1/3}$	1.015	0.177	1.142	−0.588	0.3301

b．代表波諸元の平均値及び標準偏差（$5<T_{1/3}<10$ s）

NUMBER OF SAMPLES　5397
MEAN NUMBER OF WAVES　182.1

X	AVE (X)	STD (X)	X	AVE (X)	STD (X)
$\overline{H}$	0.96	0.270	$\overline{T}$	5.1	0.605
$H_{1/3}$	1.50	0.422	$T_{1/3}$	6.1	0.780
$H_{1/10}$	1.86	0.528	$T_{1/10}$	6.3	0.919
H_{max}	2.42	0.717	T_{max}	6.3	1.511

代表波諸元間の関係（$5<T_{1/3}<10$ s）

X	Y	AVE (X/Y)	STD (X/Y)	REGRE. COEFF.	INTER-CEPT	CORRE. COEFF.
$\overline{H}$	$H_{1/3}$	0.639	0.027	0.632	0.009	0.9887
$H_{1/10}$	$H_{1/3}$	1.244	0.040	1.244	0.001	0.9936
H_{max}	$H_{1/3}$	1.616	0.161	1.595	0.029	0.9378
$\overline{T}$	$T_{1/3}$	0.843	0.052	0.674	1.014	0.8699
$T_{1/10}$	$T_{1/3}$	1.026	0.056	1.088	−0.374	0.9235
T_{max}	$T_{1/3}$	1.029	0.196	1.144	−0.689	0.5908

c．代表波諸元の平均値及び標準偏差（$T_{1/3}>10$ s）

NUMBER OF SAMPLES　1
MEAN NUMBER OF WAVES　100.0

X	AVE (X)	STD (X)	X	AVE (X)	STD (X)
$\overline{H}$	0.69	0.00	$\overline{T}$	8.5	0.00
$H_{1/3}$	1.07	0.00	$T_{1/3}$	10.0	0.00
$H_{1/10}$	1.27	0.00	$T_{1/10}$	9.4	0.00
H_{max}	1.44	0.00	T_{max}	10.4	0.00

代表波諸元間の関係（$T_{1/3}>10$ s）

X	Y	AVE (X/Y)	STD (X/Y)	REGRE. COEFF.	INTER-CEPT	CORRE. COEFF.
$\overline{H}$	$H_{1/3}$	0.645	0.000	−0.576	0.889	—
$H_{1/10}$	$H_{1/3}$	1.187	0.000	1.038	−0.743	—
H_{max}	$H_{1/3}$	1.346	0.000	−0.576	2.321	—
$\overline{T}$	$T_{1/3}$	0.850	0.000	—	—	—
$T_{1/10}$	$T_{1/3}$	0.940	0.000	—	—	—
T_{max}	$T_{1/3}$	1.040	0.000	—	—	—

d．代表波諸元の平均値及び標準偏差（$0<T_{1/3}<\infty$ s）

NUMBER OF SAMPLES　6171
MEAN NUMBER OF WAVES　190.7

X	AVE (X)	STD (X)	X	AVE (X)	STD (X)
$\overline{H}$	0.93	0.264	$\overline{T}$	5.0	0.671
$H_{1/3}$	1.46	0.413	$T_{1/3}$	5.9	0.880
$H_{1/10}$	1.81	0.516	$T_{1/10}$	6.1	1.009
H_{max}	2.36	0.698	T_{max}	6.1	1.538

代表波諸元間の関係（$0<T_{1/3}<\infty$ s）

X	Y	AVE (X/Y)	STD (X/Y)	REGRE. COEFF.	INTER-CEPT	CORRE. COEFF.
$\overline{H}$	$H_{1/3}$	0.639	0.026	0.632	0.009	0.9891
$H_{1/10}$	$H_{1/3}$	1.245	0.039	1.243	0.003	0.9938
H_{max}	$H_{1/3}$	1.623	0.163	1.583	0.056	0.9368
$\overline{T}$	$T_{1/3}$	0.847	0.053	0.687	0.931	0.9011
$T_{1/10}$	$T_{1/3}$	1.025	0.056	1.078	−0.312	0.9406
T_{max}	$T_{1/3}$	1.027	0.194	1.124	−0.563	0.6437

付表－4.28　釧路港　代表波諸元間の関係

a．代表波諸元の平均値及び標準偏差（$T_{1/3}<5$ s）

NUMBER OF SAMPLES　618
MEAN NUMBER OF WAVES　238.8

X	AVE (X)	STD (X)	X	AVE (X)	STD (X)
$\overline{H}$	0.80	0.130	$\overline{T}$	4.3	0.379
$H_{1/3}$	1.21	0.205	$T_{1/3}$	4.6	0.266
$H_{1/10}$	1.51	0.264	$T_{1/10}$	4.6	0.369
H_{max}	2.00	0.385	T_{max}	4.6	1.048

代表波諸元間の関係（$T_{1/3}<5$ s）

X	Y	AVE (X/Y)	STD (X/Y)	REGRE. COEFF.	INTER-CEPT	CORRE. COEFF.
$\overline{H}$	$H_{1/3}$	0.662	0.028	0.618	0.052	0.9711
$H_{1/10}$	$H_{1/3}$	1.245	0.045	1.262	−0.021	0.9795
H_{max}	$H_{1/3}$	1.654	0.173	1.587	0.080	0.8438
$\overline{T}$	$T_{1/3}$	0.938	0.073	0.734	0.937	0.5151
$T_{1/10}$	$T_{1/3}$	1.004	0.061	0.954	0.227	0.6881
T_{max}	$T_{1/3}$	0.996	0.218	1.042	−0.211	0.2642

b．代表波諸元の平均値及び標準偏差（$5<T_{1/3}<10$ s）

NUMBER OF SAMPLES　8514
MEAN NUMBER OF WAVES　185.6

X	AVE (X)	STD (X)	X	AVE (X)	STD (X)
$\overline{H}$	0.96	0.313	$\overline{T}$	6.1	1.145
$H_{1/3}$	1.48	0.495	$T_{1/3}$	7.2	1.332
$H_{1/10}$	1.83	0.621	$T_{1/10}$	7.3	1.454
H_{max}	2.38	0.835	T_{max}	7.3	1.896

代表波諸元間の関係（$5<T_{1/3}<10$ s）

X	Y	AVE (X/Y)	STD (X/Y)	REGRE. COEFF.	INTER-CEPT	CORRE. COEFF.
$\overline{H}$	$H_{1/3}$	0.651	0.031	0.626	0.034	0.9904
$H_{1/10}$	$H_{1/3}$	1.242	0.046	1.246	−0.005	0.9940
H_{max}	$H_{1/3}$	1.615	0.168	1.599	0.023	0.9482
$\overline{T}$	$T_{1/3}$	0.859	0.083	0.732	0.876	0.8517
$T_{1/10}$	$T_{1/3}$	1.016	0.061	1.038	−0.154	0.9512
T_{max}	$T_{1/3}$	1.017	0.177	1.072	−0.381	0.7532

c．代表波諸元の平均値及び標準偏差（$T_{1/3}>10$ s）

NUMBER OF SAMPLES　1626
MEAN NUMBER OF WAVES　125.1

X	AVE (X)	STD (X)	X	AVE (X)	STD (X)
$\overline{H}$	1.11	0.519	$\overline{T}$	9.4	1.474
$H_{1/3}$	1.75	0.812	$T_{1/3}$	11.4	1.197
$H_{1/10}$	2.17	0.995	$T_{1/10}$	11.5	1.339
H_{max}	2.68	1.232	T_{max}	11.5	1.953

代表波諸元間の関係（$T_{1/3}>10$ s）

X	Y	AVE (X/Y)	STD (X/Y)	REGRE. COEFF.	INTER-CEPT	CORRE. COEFF.
$\overline{H}$	$H_{1/3}$	0.636	0.033	0.636	0.000	0.9932
$H_{1/10}$	$H_{1/3}$	1.241	0.051	1.221	0.031	0.9955
H_{max}	$H_{1/3}$	1.543	0.164	1.470	0.113	0.9678
$\overline{T}$	$T_{1/3}$	0.822	0.099	0.792	0.343	0.6428
$T_{1/10}$	$T_{1/3}$	1.011	0.054	0.995	0.181	0.8896
T_{max}	$T_{1/3}$	1.006	0.136	0.997	0.097	0.6109

d．代表波諸元の平均値及び標準偏差（$0<T_{1/3}<\infty$ s）

NUMBER OF SAMPLES　10758
MEAN NUMBER OF WAVES　179.5

X	AVE (X)	STD (X)	X	AVE (X)	STD (X)
$\overline{H}$	0.97	0.352	$\overline{T}$	6.5	1.739
$H_{1/3}$	1.50	0.557	$T_{1/3}$	7.7	2.121
$H_{1/10}$	1.87	0.693	$T_{1/10}$	7.8	2.206
H_{max}	2.41	0.901	T_{max}	7.8	2.516

代表波諸元間の関係（$0<T_{1/3}<\infty$ s）

X	Y	AVE (X/Y)	STD (X/Y)	REGRE. COEFF.	INTER-CEPT	CORRE. COEFF.
$\overline{H}$	$H_{1/3}$	0.649	0.032	0.627	0.031	0.9913
$H_{1/10}$	$H_{1/3}$	1.242	0.047	1.237	0.008	0.9946
H_{max}	$H_{1/3}$	1.606	0.170	1.539	0.095	0.9522
$\overline{T}$	$T_{1/3}$	0.858	0.088	0.751	0.755	0.9161
$T_{1/10}$	$T_{1/3}$	1.014	0.060	1.017	−0.013	0.9770
T_{max}	$T_{1/3}$	1.014	0.174	1.019	−0.030	0.8590

付表－4.29　苫小牧港　代表波諸元間の関係

a．代表波諸元の平均値及び標準偏差（$T_{1/3}<5$ s）

NUMBER OF SAMPLES　3123
MEAN NUMBER OF WAVES　289.8

X	AVE (X)	STD (X)	X	AVE (X)	STD (X)
$\overline{H}$	0.75	0.151	$\overline{T}$	3.7	0.610
$H_{1/3}$	1.20	0.212	$T_{1/3}$	4.4	0.371
$H_{1/10}$	1.50	0.276	$T_{1/10}$	4.5	0.469
H_{max}	2.06	0.414	T_{max}	4.6	1.017

代表波諸元間の関係（$T_{1/3}<5$ s）

X	Y	AVE (X/Y)	STD (X/Y)	REGRE. COEFF.	INTER-CEPT	CORRE. COEFF.
$\overline{H}$	$H_{1/3}$	0.621	0.053	0.648	−0.032	0.9099
$H_{1/10}$	$H_{1/3}$	1.247	0.056	1.263	−0.018	0.9707
H_{max}	$H_{1/3}$	1.713	0.184	1.648	0.076	0.8441
$\overline{T}$	$T_{1/3}$	0.839	0.123	0.776	0.277	0.4723
$T_{1/10}$	$T_{1/3}$	1.023	0.062	1.035	−0.049	0.8186
T_{max}	$T_{1/3}$	1.035	0.214	1.017	0.078	0.3714

b．代表波諸元の平均値及び標準偏差（$5<T_{1/3}<10$ s）

NUMBER OF SAMPLES　9072
MEAN NUMBER OF WAVES　205.8

X	AVE (X)	STD (X)	X	AVE (X)	STD (X)
$\overline{H}$	0.94	0.349	$\overline{T}$	5.4	1.237
$H_{1/3}$	1.50	0.526	$T_{1/3}$	6.7	1.316
$H_{1/10}$	1.89	0.657	$T_{1/10}$	7.0	1.510
H_{max}	2.50	0.881	T_{max}	7.1	1.946

代表波諸元間の関係（$5<T_{1/3}<10$ s）

X	Y	AVE (X/Y)	STD (X/Y)	REGRE. COEFF.	INTER-CEPT	CORRE. COEFF.
$\overline{H}$	$H_{1/3}$	0.623	0.056	0.646	−0.031	0.9729
$H_{1/10}$	$H_{1/3}$	1.254	0.058	1.239	0.022	0.9918
H_{max}	$H_{1/3}$	1.666	0.188	1.579	0.123	0.9435
$\overline{T}$	$T_{1/3}$	0.805	0.114	0.717	0.567	0.7633
$T_{1/10}$	$T_{1/3}$	1.040	0.081	1.064	−0.155	0.9276
T_{max}	$T_{1/3}$	1.051	0.206	1.063	−0.077	0.7193

c．代表波諸元の平均値及び標準偏差（$T_{1/3}>10$ s）

NUMBER OF SAMPLES　1220
MEAN NUMBER OF WAVES　130.8

X	AVE (X)	STD (X)	X	AVE (X)	STD (X)
$\overline{H}$	1.02	0.506	$\overline{T}$	8.8	1.886
$H_{1/3}$	1.66	0.730	$T_{1/3}$	11.3	1.113
$H_{1/10}$	2.09	0.888	$T_{1/10}$	11.6	1.230
H_{max}	2.63	1.089	T_{max}	11.5	1.676

代表波諸元間の関係（$T_{1/3}>10$ s）

X	Y	AVE (X/Y)	STD (X/Y)	REGRE. COEFF.	INTER-CEPT	CORRE. COEFF.
$\overline{H}$	$H_{1/3}$	0.605	0.067	0.677	−0.106	0.9767
$H_{1/10}$	$H_{1/3}$	1.260	0.073	1.203	0.087	0.9898
H_{max}	$H_{1/3}$	1.598	0.198	1.420	0.269	0.9520
$\overline{T}$	$T_{1/3}$	0.773	0.139	0.917	−1.619	0.5410
$T_{1/10}$	$T_{1/3}$	1.024	0.064	0.910	1.273	0.8234
T_{max}	$T_{1/3}$	1.022	0.126	0.844	1.999	0.5603

d．代表波諸元の平均値及び標準偏差（$0<T_{1/3}<\infty$ s）

NUMBER OF SAMPLES　13415
MEAN NUMBER OF WAVES　218.5

X	AVE (X)	STD (X)	X	AVE (X)	STD (X)
$\overline{H}$	0.90	0.345	$\overline{T}$	5.3	1.767
$H_{1/3}$	1.45	0.516	$T_{1/3}$	6.6	2.108
$H_{1/10}$	1.81	0.644	$T_{1/10}$	6.8	2.241
H_{max}	2.41	0.843	T_{max}	6.9	2.508

代表波諸元間の関係（$0<T_{1/3}<\infty$ s）

X	Y	AVE (X/Y)	STD (X/Y)	REGRE. COEFF.	INTER-CEPT	CORRE. COEFF.
$\overline{H}$	$H_{1/3}$	0.621	0.057	0.649	−0.038	0.9723
$H_{1/10}$	$H_{1/3}$	1.253	0.059	1.236	0.024	0.9911
H_{max}	$H_{1/3}$	1.671	0.190	1.536	0.183	0.9409
$\overline{T}$	$T_{1/3}$	0.810	0.120	0.733	0.461	0.8750
$T_{1/10}$	$T_{1/3}$	1.035	0.076	1.033	0.017	0.9715
T_{max}	$T_{1/3}$	1.045	0.202	1.024	0.134	0.8607

付表—4.30　瀬棚港　代表波諸元間の関係

a．代表波諸元の平均値及び標準偏差（$T_{1/3}<5$ s）

NUMBER OF SAMPLES　394
MEAN NUMBER OF WAVES　261.9

X	AVE (X)	STD (X)	X	AVE (X)	STD (X)
$\overline{H}$	0.70	0.148	$\overline{T}$	4.3	0.264
$H_{1/3}$	1.17	0.227	$T_{1/3}$	4.7	0.232
$H_{1/10}$	1.53	0.279	$T_{1/10}$	4.8	0.415
H_{max}	2.07	0.392	T_{max}	4.7	0.681

代表波諸元間の関係（$T_{1/3}<5$ s）

X	Y	AVE (X/Y)	STD (X/Y)	REGRE. COEFF.	INTER-CEPT	CORRE. COEFF.
$\overline{H}$	$H_{1/3}$	0.603	0.047	0.602	0.000	0.9204
$H_{1/10}$	$H_{1/3}$	1.314	0.090	1.153	0.184	0.9374
H_{max}	$H_{1/3}$	1.784	0.194	1.440	0.395	0.8327
$\overline{T}$	$T_{1/3}$	0.905	0.067	0.442	2.178	0.3882
$T_{1/10}$	$T_{1/3}$	1.017	0.095	0.785	1.091	0.4386
T_{max}	$T_{1/3}$	0.999	0.151	0.605	1.851	0.2059

b．代表波諸元の平均値及び標準偏差（$5<T_{1/3}<10$ s）

NUMBER OF SAMPLES　7809
MEAN NUMBER OF WAVES　205.7

X	AVE (X)	STD (X)	X	AVE (X)	STD (X)
$\overline{H}$	1.25	0.534	$\overline{T}$	5.6	0.767
$H_{1/3}$	2.07	0.820	$T_{1/3}$	6.6	1.001
$H_{1/10}$	2.60	1.014	$T_{1/10}$	6.7	1.038
H_{max}	3.42	1.345	T_{max}	6.7	1.310

代表波諸元間の関係（$5<T_{1/3}<10$ s）

X	Y	AVE (X/Y)	STD (X/Y)	REGRE. COEFF.	INTER-CEPT	CORRE. COEFF.
$\overline{H}$	$H_{1/3}$	0.599	0.045	0.644	−0.083	0.9893
$H_{1/10}$	$H_{1/3}$	1.262	0.059	1.230	0.055	0.9953
H_{max}	$H_{1/3}$	1.668	0.177	1.579	0.157	0.9627
$\overline{T}$	$T_{1/3}$	0.850	0.036	0.735	0.750	0.9588
$T_{1/10}$	$T_{1/3}$	1.014	0.039	1.003	0.068	0.9673
T_{max}	$T_{1/3}$	1.008	0.129	0.991	0.108	0.7576

c．代表波諸元の平均値及び標準偏差（$T_{1/3}>10$ s）

NUMBER OF SAMPLES　52
MEAN NUMBER OF WAVES　135.8

X	AVE (X)	STD (X)	X	AVE (X)	STD (X)
$\overline{H}$	2.95	0.984	$\overline{T}$	8.7	0.666
$H_{1/3}$	4.71	1.399	$T_{1/3}$	10.6	0.625
$H_{1/10}$	5.81	1.672	$T_{1/10}$	10.7	0.605
H_{max}	7.14	1.996	T_{max}	10.7	1.246

代表波諸元間の関係（$T_{1/3}>10$ s）

X	Y	AVE (X/Y)	STD (X/Y)	REGRE. COEFF.	INTER-CEPT	CORRE. COEFF.
$\overline{H}$	$H_{1/3}$	0.617	0.044	0.698	−0.338	0.9929
$H_{1/10}$	$H_{1/3}$	1.239	0.041	1.190	0.207	0.9957
H_{max}	$H_{1/3}$	1.532	0.140	1.357	0.747	0.9509
$\overline{T}$	$T_{1/3}$	0.813	0.045	0.738	0.802	0.6922
$T_{1/10}$	$T_{1/3}$	1.010	0.034	0.806	2.157	0.8320
T_{max}	$T_{1/3}$	1.005	0.098	1.106	−1.070	0.5546

d．代表波諸元の平均値及び標準偏差（$0<T_{1/3}<\infty$ s）

NUMBER OF SAMPLES　8255
MEAN NUMBER OF WAVES　208.0

X	AVE (X)	STD (X)	X	AVE (X)	STD (X)
$\overline{H}$	1.23	0.556	$\overline{T}$	5.6	0.840
$H_{1/3}$	2.04	0.856	$T_{1/3}$	6.5	1.106
$H_{1/10}$	2.57	1.055	$T_{1/10}$	6.6	1.141
H_{max}	3.38	1.384	T_{max}	6.6	1.391

代表波諸元間の関係（$0<T_{1/3}<\infty$ s）

X	Y	AVE (X/Y)	STD (X/Y)	REGRE. COEFF.	INTER-CEPT	CORRE. COEFF.
$\overline{H}$	$H_{1/3}$	0.600	0.045	0.643	−0.079	0.9901
$H_{1/10}$	$H_{1/3}$	1.265	0.062	1.226	0.064	0.9956
H_{max}	$H_{1/3}$	1.672	0.179	1.526	0.196	0.9650
$\overline{T}$	$T_{1/3}$	0.853	0.040	0.732	0.768	0.9642
$T_{1/10}$	$T_{1/3}$	1.014	0.044	1.003	0.072	0.9715
T_{max}	$T_{1/3}$	1.007	0.130	0.997	0.067	0.7925

付表—4.31　留萌港　代表波諸元間の関係

a．代表波諸元の平均値及び標準偏差（$T_{1/3}<5$ s）

NUMBER OF SAMPLES　2382
MEAN NUMBER OF WAVES　166.2

X	AVE (X)	STD (X)	X	AVE (X)	STD (X)
$\bar{H}$	0.83	0.182	$\bar{T}$	4.4	0.393
$H_{1/3}$	1.29	0.285	$T_{1/3}$	4.5	0.361
$H_{1/10}$	1.60	0.366	$T_{1/10}$	4.6	0.510
H_{max}	2.07	0.492	T_{max}	4.6	1.102

代表波諸元間の関係（$T_{1/3}<5$ s）

X	Y	AVE (X/Y)	STD (X/Y)	REGRE. COEFF.	INTER-CEPT	CORRE. COEFF.
$\bar{H}$	$H_{1/3}$	0.649	0.033	0.620	0.036	0.9717
$H_{1/10}$	$H_{1/3}$	1.245	0.047	1.265	−0.024	0.9860
H_{max}	$H_{1/3}$	1.616	0.179	1.517	0.123	0.8806
$\bar{T}$	$T_{1/3}$	0.967	0.096	0.518	2.010	0.4765
$T_{1/10}$	$T_{1/3}$	1.009	0.096	0.920	0.397	0.6508
T_{max}	$T_{1/3}$	1.008	0.235	1.033	−0.110	0.3382

b．代表波諸元の平均値及び標準偏差（$5<T_{1/3}<10$ s）

NUMBER OF SAMPLES　19735
MEAN NUMBER OF WAVES　159.0

X	AVE (X)	STD (X)	X	AVE (X)	STD (X)
$\bar{H}$	1.22	0.491	$\bar{T}$	5.7	0.803
$H_{1/3}$	1.88	0.773	$T_{1/3}$	6.5	0.959
$H_{1/10}$	2.34	0.969	$T_{1/10}$	6.5	1.045
H_{max}	3.03	1.282	T_{max}	6.5	1.430

代表波諸元間の関係（$5<T_{1/3}<10$ s）

X	Y	AVE (X/Y)	STD (X/Y)	REGRE. COEFF.	INTER-CEPT	CORRE. COEFF.
$\bar{H}$	$H_{1/3}$	0.649	0.035	0.630	0.032	0.9920
$H_{1/10}$	$H_{1/3}$	1.244	0.049	1.247	−0.004	0.9951
H_{max}	$H_{1/3}$	1.615	0.181	1.590	0.043	0.9589
$\bar{T}$	$T_{1/3}$	0.877	0.062	0.740	0.868	0.8840
$T_{1/10}$	$T_{1/3}$	1.012	0.055	1.025	−0.083	0.9400
T_{max}	$T_{1/3}$	1.009	0.163	1.021	−0.073	0.6844

c．代表波諸元の平均値及び標準偏差（$T_{1/3}>10$ s）

NUMBER OF SAMPLES　218
MEAN NUMBER OF WAVES　108.6

X	AVE (X)	STD (X)	X	AVE (X)	STD (X)
$\bar{H}$	2.62	1.016	$\bar{T}$	9.3	0.965
$H_{1/3}$	3.98	1.595	$T_{1/3}$	10.9	0.828
$H_{1/10}$	4.87	1.956	$T_{1/10}$	11.1	0.938
H_{max}	5.99	2.398	T_{max}	11.0	1.562

代表波諸元間の関係（$T_{1/3}>10$ s）

X	Y	AVE (X/Y)	STD (X/Y)	REGRE. COEFF.	INTER-CEPT	CORRE. COEFF.
$\bar{H}$	$H_{1/3}$	0.663	0.039	0.630	0.113	0.9890
$H_{1/10}$	$H_{1/3}$	1.224	0.061	1.217	0.023	0.9923
H_{max}	$H_{1/3}$	1.514	0.182	1.439	0.254	0.9568
$\bar{T}$	$T_{1/3}$	0.856	0.062	0.830	0.276	0.7127
$T_{1/10}$	$T_{1/3}$	1.020	0.053	0.901	1.291	0.7956
T_{max}	$T_{1/3}$	1.010	0.126	0.940	0.766	0.4982

d．代表波諸元の平均値及び標準偏差（$0<T_{1/3}<\infty$ s）

NUMBER OF SAMPLES　22335
MEAN NUMBER OF WAVES　159.3

X	AVE (X)	STD (X)	X	AVE (X)	STD (X)
$\bar{H}$	1.19	0.511	$\bar{T}$	5.6	0.947
$H_{1/3}$	1.84	0.801	$T_{1/3}$	6.3	1.184
$H_{1/10}$	2.28	0.999	$T_{1/10}$	6.4	1.265
H_{max}	2.96	1.308	T_{max}	6.4	1.595

代表波諸元間の関係（$0<T_{1/3}<\infty$ s）

X	Y	AVE (X/Y)	STD (X/Y)	REGRE. COEFF.	INTER-CEPT	CORRE. COEFF.
$\bar{H}$	$H_{1/3}$	0.649	0.035	0.633	0.026	0.9925
$H_{1/10}$	$H_{1/3}$	1.244	0.049	1.243	0.003	0.9954
H_{max}	$H_{1/3}$	1.614	0.181	1.571	0.072	0.9615
$\bar{T}$	$T_{1/3}$	0.887	0.072	0.732	0.940	0.9153
$T_{1/10}$	$T_{1/3}$	1.012	0.061	1.023	−0.072	0.9580
T_{max}	$T_{1/3}$	1.009	0.172	1.017	−0.046	0.7551

付表—4.32　紋別港　代表波諸元間の関係

a．代表波諸元の平均値及び標準偏差（$T_{1/3}<5$ s）

NUMBER OF SAMPLES　884
MEAN NUMBER OF WAVES　213.6

X	AVE (X)	STD (X)	X	AVE (X)	STD (X)
$\overline{H}$	0.79	0.120	$\overline{T}$	4.2	0.399
$H_{1/3}$	1.16	0.172	$T_{1/3}$	4.5	0.351
$H_{1/10}$	1.43	0.222	$T_{1/10}$	4.5	0.411
H_{max}	1.88	0.342	T_{max}	4.4	0.780

代表波諸元間の関係（$T_{1/3}<5$ s）

X	Y	AVE (X/Y)	STD (X/Y)	REGRE. COEFF.	INTER-CEPT	CORRE. COEFF.
$\overline{H}$	$H_{1/3}$	0.681	0.044	0.638	0.048	0.9099
$H_{1/10}$	$H_{1/3}$	1.232	0.056	1.236	−0.004	0.9570
H_{max}	$H_{1/3}$	1.623	0.175	1.606	0.019	0.8073
$\overline{T}$	$T_{1/3}$	0.933	0.078	0.694	1.069	0.6110
$T_{1/10}$	$T_{1/3}$	0.997	0.066	0.912	0.382	0.7786
T_{max}	$T_{1/3}$	0.978	0.166	0.776	0.908	0.3493

b．代表波諸元の平均値及び標準偏差（$5<T_{1/3}<10$ s）

NUMBER OF SAMPLES　8326
MEAN NUMBER OF WAVES　156.8

X	AVE (X)	STD (X)	X	AVE (X)	STD (X)
$\overline{H}$	1.07	0.422	$\overline{T}$	6.2	1.213
$H_{1/3}$	1.59	0.638	$T_{1/3}$	7.2	1.380
$H_{1/10}$	1.96	0.794	$T_{1/10}$	7.3	1.493
H_{max}	2.51	1.041	T_{max}	7.3	1.946

代表波諸元間の関係（$5<T_{1/3}<10$ s）

X	Y	AVE (X/Y)	STD (X/Y)	REGRE. COEFF.	INTER-CEPT	CORRE. COEFF.
$\overline{H}$	$H_{1/3}$	0.672	0.048	0.651	0.030	0.9837
$H_{1/10}$	$H_{1/3}$	1.231	0.054	1.238	−0.010	0.9940
H_{max}	$H_{1/3}$	1.576	0.175	1.565	0.016	0.9588
$\overline{T}$	$T_{1/3}$	0.869	0.078	0.777	0.639	0.8838
$T_{1/10}$	$T_{1/3}$	1.015	0.061	1.032	−0.122	0.9541
T_{max}	$T_{1/3}$	1.007	0.183	1.041	−0.228	0.7380

c．代表波諸元の平均値及び標準偏差（$T_{1/3}>10$ s）

NUMBER OF SAMPLES　1261
MEAN NUMBER OF WAVES　118.7

X	AVE (X)	STD (X)	X	AVE (X)	STD (X)
$\overline{H}$	1.48	0.700	$\overline{T}$	9.3	1.263
$H_{1/3}$	2.22	1.036	$T_{1/3}$	11.0	0.900
$H_{1/10}$	2.72	1.266	$T_{1/10}$	11.1	1.030
H_{max}	3.37	1.612	T_{max}	11.0	1.639

代表波諸元間の関係（$T_{1/3}>10$ s）

X	Y	AVE (X/Y)	STD (X/Y)	REGRE. COEFF.	INTER-CEPT	CORRE. COEFF.
$\overline{H}$	$H_{1/3}$	0.666	0.044	0.668	−0.005	0.9887
$H_{1/10}$	$H_{1/3}$	1.229	0.058	1.215	0.026	0.9948
H_{max}	$H_{1/3}$	1.519	0.165	1.508	0.020	0.9698
$\overline{T}$	$T_{1/3}$	0.847	0.086	0.913	−0.716	0.6505
$T_{1/10}$	$T_{1/3}$	1.010	0.054	0.949	0.673	0.8265
T_{max}	$T_{1/3}$	1.003	0.131	0.901	1.122	0.4948

d．代表波諸元の平均値及び標準偏差（$0<T_{1/3}<\infty$ s）

NUMBER OF SAMPLES　10471
MEAN NUMBER OF WAVES　157.0

X	AVE (X)	STD (X)	X	AVE (X)	STD (X)
$\overline{H}$	1.09	0.478	$\overline{T}$	6.4	1.684
$H_{1/3}$	1.63	0.719	$T_{1/3}$	7.4	1.980
$H_{1/10}$	2.01	0.889	$T_{1/10}$	7.5	2.067
H_{max}	2.56	1.142	T_{max}	7.5	2.396

代表波諸元間の関係（$0<T_{1/3}<\infty$ s）

X	Y	AVE (X/Y)	STD (X/Y)	REGRE. COEFF.	INTER-CEPT	CORRE. COEFF.
$\overline{H}$	$H_{1/3}$	0.672	0.047	0.655	0.024	0.9864
$H_{1/10}$	$H_{1/3}$	1.231	0.055	1.230	0.002	0.9947
H_{max}	$H_{1/3}$	1.573	0.176	1.530	0.063	0.9635
$\overline{T}$	$T_{1/3}$	0.872	0.082	0.792	0.550	0.9309
$T_{1/10}$	$T_{1/3}$	1.013	0.061	1.019	−0.039	0.9755
T_{max}	$T_{1/3}$	1.005	0.177	1.021	−0.099	0.8426

付表－4.33 中城湾　代表波諸元間の関係

a．代表波諸元の平均値及び標準偏差（$T_{1/3}<5$ s）

NUMBER OF SAMPLES 74
MEAN NUMBER OF WAVES 234.2

X	AVE (X)	STD (X)	X	AVE (X)	STD (X)
$\overline{H}$	0.89	0.380	$\overline{T}$	4.2	0.668
$H_{1/3}$	1.36	0.505	$T_{1/3}$	4.6	0.436
$H_{1/10}$	1.68	0.616	$T_{1/10}$	4.8	0.555
H_{max}	2.17	0.750	T_{max}	4.9	1.134

代表波諸元間の関係（$T_{1/3}<5$ s）

X	Y	AVE (X/Y)	STD (X/Y)	REGRE. COEFF.	INTER-CEPT	CORRE. COEFF.
$\overline{H}$	$H_{1/3}$	0.649	0.039	0.745	−0.122	0.9879
$H_{1/10}$	$H_{1/3}$	1.234	0.048	1.214	0.027	0.9947
H_{max}	$H_{1/3}$	1.607	0.207	1.394	0.270	0.9385
$\overline{T}$	$T_{1/3}$	0.918	0.135	0.699	1.001	0.4564
$T_{1/10}$	$T_{1/3}$	1.053	0.116	0.661	1.790	0.5197
T_{max}	$T_{1/3}$	1.074	0.303	−0.004	4.918	−0.0016

b．代表波諸元の平均値及び標準偏差（$5<T_{1/3}<10$ s）

NUMBER OF SAMPLES 13700
MEAN NUMBER OF WAVES 155.8

X	AVE (X)	STD (X)	X	AVE (X)	STD (X)
$\overline{H}$	0.96	0.337	$\overline{T}$	6.3	0.908
$H_{1/3}$	1.51	0.532	$T_{1/3}$	7.4	1.110
$H_{1/10}$	1.89	0.668	$T_{1/10}$	7.6	1.234
H_{max}	2.43	0.888	T_{max}	7.6	1.789

代表波諸元間の関係（$5<T_{1/3}<10$ s）

X	Y	AVE (X/Y)	STD (X/Y)	REGRE. COEFF.	INTER-CEPT	CORRE. COEFF.
$\overline{H}$	$H_{1/3}$	0.636	0.024	0.630	0.008	0.9939
$H_{1/10}$	$H_{1/3}$	1.247	0.040	1.250	−0.004	0.9955
H_{max}	$H_{1/3}$	1.608	0.169	1.590	0.026	0.9520
$\overline{T}$	$T_{1/3}$	0.846	0.055	0.733	0.817	0.8967
$T_{1/10}$	$T_{1/3}$	1.023	0.058	1.039	−0.112	0.9346
T_{max}	$T_{1/3}$	1.024	0.187	1.022	0.013	0.6344

c．代表波諸元の平均値及び標準偏差（$T_{1/3}>10$ s）

NUMBER OF SAMPLES 1306
MEAN NUMBER OF WAVES 108.3

X	AVE (X)	STD (X)	X	AVE (X)	STD (X)
$\overline{H}$	1.62	0.880	$\overline{T}$	9.1	1.002
$H_{1/3}$	2.57	1.379	$T_{1/3}$	11.2	0.939
$H_{1/10}$	3.20	1.719	$T_{1/10}$	11.4	1.198
H_{max}	3.99	2.150	T_{max}	11.3	2.025

代表波諸元間の関係（$T_{1/3}>10$ s）

X	Y	AVE (X/Y)	STD (X/Y)	REGRE. COEFF.	INTER-CEPT	CORRE. COEFF.
$\overline{H}$	$H_{1/3}$	0.628	0.027	0.636	−0.016	0.9963
$H_{1/10}$	$H_{1/3}$	1.247	0.046	1.242	0.010	0.9969
H_{max}	$H_{1/3}$	1.559	0.167	1.520	0.085	0.9750
$\overline{T}$	$T_{1/3}$	0.821	0.065	0.732	0.983	0.6866
$T_{1/10}$	$T_{1/3}$	1.021	0.069	0.966	0.612	0.7571
T_{max}	$T_{1/3}$	1.017	0.164	0.926	1.011	0.4294

d．代表波諸元の平均値及び標準偏差（$0<T_{1/3}<\infty$ s）

NUMBER OF SAMPLES 15080
MEAN NUMBER OF WAVES 152.0

X	AVE (X)	STD (X)	X	AVE (X)	STD (X)
$\overline{H}$	1.02	0.453	$\overline{T}$	6.5	1.233
$H_{1/3}$	1.61	0.715	$T_{1/3}$	7.7	1.528
$H_{1/10}$	2.00	0.894	$T_{1/10}$	7.9	1.637
H_{max}	2.57	1.145	T_{max}	7.9	2.100

代表波諸元間の関係（$0<T_{1/3}<\infty$ s）

X	Y	AVE (X/Y)	STD (X/Y)	REGRE. COEFF.	INTER-CEPT	CORRE. COEFF.
$\overline{H}$	$H_{1/3}$	0.636	0.024	0.631	0.007	0.9956
$H_{1/10}$	$H_{1/3}$	1.247	0.040	1.247	0.001	0.9967
H_{max}	$H_{1/3}$	1.604	0.169	1.547	0.084	0.9658
$\overline{T}$	$T_{1/3}$	0.844	0.057	0.753	0.678	0.9335
$T_{1/10}$	$T_{1/3}$	1.023	0.060	1.024	−0.004	0.9561
T_{max}	$T_{1/3}$	1.023	0.186	1.008	0.113	0.7339

付表－4.34　那覇港　代表波諸元間の関係

a．代表波諸元の平均値及び標準偏差（$T_{1/3}<5$ s）

NUMBER OF SAMPLES　286
MEAN NUMBER OF WAVES　253.5

X	AVE (X)	STD (X)	X	AVE (X)	STD (X)
$\bar{H}$	0.76	0.094	$\bar{T}$	4.2	0.541
$H_{1/3}$	1.17	0.142	$T_{1/3}$	4.7	0.313
$H_{1/10}$	1.47	0.179	$T_{1/10}$	4.7	0.337
H_{max}	1.96	0.304	T_{max}	4.7	0.875

代表波諸元間の関係（$T_{1/3}<5$ s）

X	Y	AVE (X/Y)	STD (X/Y)	REGRE. COEFF.	INTER-CEPT	CORRE. COEFF.
$\bar{H}$	$H_{1/3}$	0.644	0.019	0.640	0.005	0.9698
$H_{1/10}$	$H_{1/3}$	1.251	0.036	1.227	0.028	0.9713
H_{max}	$H_{1/3}$	1.672	0.168	1.623	0.056	0.7579
$\bar{T}$	$T_{1/3}$	0.898	0.080	1.405	−2.351	0.8131
$T_{1/10}$	$T_{1/3}$	1.015	0.056	0.768	1.142	0.7152
T_{max}	$T_{1/3}$	1.015	0.194	0.542	2.192	0.1942

b．代表波諸元の平均値及び標準偏差（$5<T_{1/3}<10$ s）

NUMBER OF SAMPLES　15296
MEAN NUMBER OF WAVES　166.7

X	AVE (X)	STD (X)	X	AVE (X)	STD (X)
$\bar{H}$	1.14	0.434	$\bar{T}$	6.3	0.879
$H_{1/3}$	1.79	0.684	$T_{1/3}$	7.4	1.072
$H_{1/10}$	2.24	0.856	$T_{1/10}$	7.5	1.133
H_{max}	2.89	1.115	T_{max}	7.4	1.507

代表波諸元間の関係（$5<T_{1/3}<10$ s）

X	Y	AVE (X/Y)	STD (X/Y)	REGRE. COEFF.	INTER-CEPT	CORRE. COEFF.
$\bar{H}$	$H_{1/3}$	0.636	0.022	0.632	0.007	0.9956
$H_{1/10}$	$H_{1/3}$	1.249	0.040	1.246	0.004	0.9961
H_{max}	$H_{1/3}$	1.614	0.169	1.563	0.082	0.9597
$\bar{T}$	$T_{1/3}$	0.854	0.048	0.757	0.700	0.9224
$T_{1/10}$	$T_{1/3}$	1.014	0.046	1.007	0.052	0.9523
T_{max}	$T_{1/3}$	1.009	0.148	0.982	0.196	0.6983

c．代表波諸元の平均値及び標準偏差（$T_{1/3}>10$ s）

NUMBER OF SAMPLES　373
MEAN NUMBER OF WAVES　119.5

X	AVE (X)	STD (X)	X	AVE (X)	STD (X)
$\bar{H}$	1.76	0.787	$\bar{T}$	8.7	0.864
$H_{1/3}$	2.79	1.236	$T_{1/3}$	10.7	0.884
$H_{1/10}$	3.48	1.536	$T_{1/10}$	10.9	1.349
H_{max}	4.34	1.967	T_{max}	10.7	1.798

代表波諸元間の関係（$T_{1/3}>10$ s）

X	Y	AVE (X/Y)	STD (X/Y)	REGRE. COEFF.	INTER-CEPT	CORRE. COEFF.
$\bar{H}$	$H_{1/3}$	0.630	0.029	0.633	−0.009	0.9955
$H_{1/10}$	$H_{1/3}$	1.245	0.058	1.235	0.023	0.9940
H_{max}	$H_{1/3}$	1.552	0.169	1.537	0.039	0.9663
$\bar{T}$	$T_{1/3}$	0.810	0.062	0.632	1.897	0.6475
$T_{1/10}$	$T_{1/3}$	1.016	0.075	1.209	−2.054	0.7922
T_{max}	$T_{1/3}$	0.995	0.143	1.052	−0.602	0.5172

d．代表波諸元の平均値及び標準偏差（$0<T_{1/3}<\infty$ s）

NUMBER OF SAMPLES　15955
MEAN NUMBER OF WAVES　167.2

X	AVE (X)	STD (X)	X	AVE (X)	STD (X)
$\bar{H}$	1.15	0.455	$\bar{T}$	6.3	0.988
$H_{1/3}$	1.81	0.718	$T_{1/3}$	7.4	1.231
$H_{1/10}$	2.25	0.897	$T_{1/10}$	7.5	1.299
H_{max}	2.90	1.161	T_{max}	7.5	1.626

代表波諸元間の関係（$0<T_{1/3}<\infty$ s）

X	Y	AVE (X/Y)	STD (X/Y)	REGRE. COEFF.	INTER-CEPT	CORRE. COEFF.
$\bar{H}$	$H_{1/3}$	0.636	0.022	0.631	0.007	0.9958
$H_{1/10}$	$H_{1/3}$	1.248	0.040	1.245	0.006	0.9961
H_{max}	$H_{1/3}$	1.614	0.169	1.555	0.094	0.9618
$\bar{T}$	$T_{1/3}$	0.854	0.050	0.750	0.747	0.9344
$T_{1/10}$	$T_{1/3}$	1.014	0.047	1.013	0.008	0.9600
T_{max}	$T_{1/3}$	1.009	0.148	0.981	0.198	0.7430

付表－5.1(1)a　酒田港（PW，USW）日平均有義波の波高・周期別度数分布表（冬季）

SAKATA　KISYU　PW-USW　KI HYO　69- 84　12- 2　DOSUU BUNPU HYO　H3 T3

H \ T	SEION	3- 4	4- 5	5- 6	6- 7	7- 8	8- 9	9-10	10-11	11-12	12-13	13-14	14-15	15-16	16-17	17-18	18-19	19-	TOTAL	RICHO
SEION	7	2	0	0	1	0	0	0	0	0	0	0	0	0	0	0	0	0	10 (9)	10 (9)
0.25- 0.50	0	5	12	12	6	1	1	0	0	0	0	0	0	0	0	0	0	0	37 (32)	47 (40)
0.50- 0.75	0	1	8	30	16	4	1	0	0	0	0	0	0	0	0	0	0	0	60 (51)	107 (92)
0.75- 1.00	0	1	12	26	27	10	0	0	0	0	0	0	0	0	0	0	0	0	76 (65)	183 (157)
1.00- 1.25	0	0	5	41	34	15	2	0	0	0	0	0	0	0	0	0	0	0	97 (83)	280 (240)
1.25- 1.50	0	0	4	37	50	15	1	0	0	0	0	0	0	0	0	0	0	0	107 (92)	387 (332)
1.50- 1.75	0	0	2	33	61	19	5	0	0	0	0	0	0	0	0	0	0	0	120 (103)	507 (435)
1.75- 2.00	0	0	1	12	72	32	5	0	0	0	0	0	0	0	0	0	0	0	122 (105)	629 (539)
2.00- 2.50	0	0	2	10	106	66	24	5	2	0	0	0	0	0	0	0	0	0	215 (184)	844 (724)
2.50- 3.00	0	0	0	0	42	61	20	5	0	0	0	0	0	0	0	0	0	0	128 (110)	972 (834)
3.00- 3.50	0	0	0	0	6	43	33	3	0	0	0	0	0	0	0	0	0	0	85 (73)	1057 (907)
3.50- 4.00	0	0	0	0	0	12	27	7	4	0	0	0	0	0	0	0	0	0	50 (43)	1107 (949)
4.00- 4.50	0	0	0	0	0	2	14	11	1	0	0	0	0	0	0	0	0	0	28 (24)	1135 (973)
4.50- 5.00	0	0	0	0	0	0	6	8	5	0	0	0	0	0	0	0	0	0	19 (16)	1154 (990)
5.00- 5.50	0	0	0	0	0	0	0	3	2	1	0	0	0	0	0	0	0	0	6 (5)	1160 (995)
5.50- 6.00	0	0	0	0	0	0	0	1	1	1	0	0	0	0	0	0	0	0	3 (3)	1163 (997)
6.00- 6.50	0	0	0	0	0	0	0	0	0	0	0	0	0	0	0	0	0	0	0 (0)	1163 (997)
6.50- 7.00	0	0	0	0	0	0	0	0	0	1	0	0	0	0	0	0	0	0	1 (1)	1164 (998)
7.00- 8.00	0	0	0	0	0	0	0	0	0	0	2	0	0	0	0	0	0	0	2 (2)	1166 (1000)
8.00- 9.00	0	0	0	0	0	0	0	0	0	0	0	0	0	0	0	0	0	0	0 (0)	1166 (1000)
9.00-10.00	0	0	0	0	0	0	0	0	0	0	0	0	0	0	0	0	0	0	0 (0)	1166 (1000)
10.00-11.00	0	0	0	0	0	0	0	0	0	0	0	0	0	0	0	0	0	0	0 (0)	1166 (1000)
11.00-12.00	0	0	0	0	0	0	0	0	0	0	0	0	0	0	0	0	0	0	0 (0)	1166 (1000)
12.00-	0	0	0	0	0	0	0	0	0	0	0	0	0	0	0	0	0	0	0 (0)	1166 (1000)
TOTAL	7	9	46	201	421	280	139	43	15	3	2	0	0	0	0	0	0	0	1166	1166
(0.1%)	(6)	(8)	(39)	(172)	(361)	(240)	(119)	(37)	(13)	(3)	(2)	(0)	(0)	(0)	(0)	(0)	(0)	(0)	(1000)	(1000)
RICHO	7	16	62	263	684	964	1103	1146	1161	1164	1166	1166	1166	1166	1166	1166	1166	1166	1166	1166
(0.1%)	(6)	(14)	(53)	(226)	(587)	(827)	(946)	(983)	(996)	(998)	(1000)	(1000)	(1000)	(1000)	(1000)	(1000)	(1000)	(1000)	(1000)	(1000)

付表－5.1(1)b　酒田港（PW，USW）日平均有義波の波高・周期別度数分布表（春季）

SAKATA　KISYU　PW-USW　KI HYO　70- '84　3- 5　DOSUU BUNPU HYO　H3 T3

H \ T	SEION	3- 4	4- 5	5- 6	6- 7	7- 8	8- 9	9-10	10-11	11-12	12-13	13-14	14-15	15-16	16-17	17-18	18-19	19-	TOTAL	RICHO
SEION	122	32	20	1	3	1	1	0	0	0	0	0	0	0	0	0	0	0	180 (165)	180 (165)
0.25- 0.50	16	64	82	43	16	5	2	1	0	0	0	0	0	0	0	0	0	0	229 (210)	409 (376)
0.50- 0.75	3	18	64	55	20	10	2	1	0	0	0	0	0	0	0	0	0	0	173 (159)	582 (534)
0.75- 1.00	0	4	34	49	29	12	2	0	0	0	0	0	0	0	0	0	0	0	130 (119)	712 (654)
1.00- 1.25	0	0	16	51	15	5	0	0	0	0	0	0	0	0	0	0	0	0	87 (80)	799 (734)
1.25- 1.50	0	0	2	42	22	12	0	0	0	0	0	0	0	0	0	0	0	0	78 (72)	877 (805)
1.50- 1.75	0	0	0	31	24	5	3	0	0	0	0	0	0	0	0	0	0	0	63 (58)	940 (863)
1.75- 2.00	0	1	0	8	22	6	0	2	1	0	0	0	0	0	0	0	0	0	40 (37)	980 (900)
2.00- 2.50	0	0	0	4	22	17	6	0	0	0	0	0	0	0	0	0	0	0	49 (45)	1029 (945)
2.50- 3.00	0	0	0	1	5	12	1	1	0	0	0	0	0	0	0	0	0	0	20 (18)	1049 (963)
3.00- 3.50	0	0	0	0	0	13	1	1	0	0	0	0	0	0	0	0	0	0	15 (14)	1064 (977)
3.50- 4.00	0	0	0	0	0	2	11	1	0	0	0	0	0	0	0	0	0	0	14 (13)	1078 (990)
4.00- 4.50	0	0	0	0	0	0	4	1	0	0	0	0	0	0	0	0	0	0	5 (5)	1083 (994)
4.50- 5.00	0	0	0	0	0	0	0	2	0	0	0	0	0	0	0	0	0	0	2 (2)	1085 (996)
5.00- 5.50	0	0	0	0	0	0	0	0	1	1	0	0	0	0	0	0	0	0	2 (2)	1087 (998)
5.50- 6.00	0	0	0	0	0	0	0	0	1	0	0	0	0	0	0	0	0	0	1 (1)	1088 (999)
6.00- 6.50	0	0	0	0	0	0	0	0	0	0	0	0	0	0	0	0	0	0	0 (0)	1088 (999)
6.50- 7.00	0	0	0	0	0	0	0	0	0	0	0	0	0	0	0	0	0	0	0 (0)	1088 (999)
7.00- 8.00	0	0	0	0	0	0	0	0	0	1	0	0	0	0	0	0	0	0	1 (1)	1089 (1000)
8.00- 9.00	0	0	0	0	0	0	0	0	0	0	0	0	0	0	0	0	0	0	0 (0)	1089 (1000)
9.00-10.00	0	0	0	0	0	0	0	0	0	0	0	0	0	0	0	0	0	0	0 (0)	1089 (1000)
10.00-11.00	0	0	0	0	0	0	0	0	0	0	0	0	0	0	0	0	0	0	0 (0)	1089 (1000)
11.00-12.00	0	0	0	0	0	0	0	0	0	0	0	0	0	0	0	0	0	0	0 (0)	1089 (1000)
12.00-	0	0	0	0	0	0	0	0	0	0	0	0	0	0	0	0	0	0	0 (0)	1089 (1000)
TOTAL	141	119	218	285	178	100	33	10	3	2	0	0	0	0	0	0	0	0	1089	1089
(0.1%)	(129)	(109)	(200)	(262)	(163)	(92)	(30)	(9)	(3)	(2)	(0)	(0)	(0)	(0)	(0)	(0)	(0)	(0)	(1000)	(1000)
RICHO	141	260	478	763	941	1041	1074	1084	1087	1089	1089	1089	1089	1089	1089	1089	1089	1089	1089	1089
(0.1%)	(129)	(239)	(439)	(701)	(864)	(956)	(986)	(995)	(998)	(1000)	(1000)	(1000)	(1000)	(1000)	(1000)	(1000)	(1000)	(1000)	(1000)	(1000)

付表－5.1(1) c　酒田港（PW，USW）日平均有義波の波高・周期別度数分布表（夏季）

SAKATA　KI HYO　KISYU PW-USW　70- 84　6- 8　DOSUU BUNPU HYO　H3 T3

H \ T	SEION	3- 4	4- 5	5- 6	6- 7	7- 8	8- 9	9-10	10-11	11-12	12-13	13-14	14-15	15-16	16-17	17-18	18-19	19-	TOTAL	MICHO
SEION	303	99	59	5	5	1	0	1	0	0	0	0	0	0	0	0	0	0	473 (382)	473 (382)
0.25- 0.50	15	123	152	69	21	9	3	1	0	0	0	0	0	0	0	0	0	0	393 (317)	866 (700)
0.50- 0.75	3	17	79	50	24	18	1	0	0	0	0	0	0	0	0	0	0	0	192 (155)	1058 (855)
0.75- 1.00	1	2	30	33	11	10	3	0	0	0	0	0	0	0	0	0	0	0	90 (73)	1148 (927)
1.00- 1.25	0	1	5	20	11	4	0	0	0	0	0	0	0	0	0	0	0	0	41 (33)	1189 (960)
1.25- 1.50	0	0	0	14	5	2	1	1	1	0	0	0	0	0	0	0	0	0	24 (19)	1213 (980)
1.50- 1.75	0	0	0	5	7	1	0	0	0	0	0	0	0	0	0	0	0	0	13 (11)	1226 (990)
1.75- 2.00	0	0	1	1	2	1	1	0	0	0	0	0	0	0	0	0	0	0	6 (5)	1232 (995)
2.00- 2.50	0	0	0	0	1	1	2	1	0	0	0	0	0	0	0	0	0	0	5 (4)	1237 (999)
2.50- 3.00	0	0	0	0	0	0	0	0	0	0	0	0	0	0	0	0	0	0	0 (0)	1237 (999)
3.00- 3.50	0	0	0	0	0	0	0	0	0	0	0	0	0	0	0	0	0	0	0 (0)	1237 (999)
3.50- 4.00	0	0	0	0	0	0	1	0	0	0	0	0	0	0	0	0	0	0	1 (1)	1238 (1000)
4.00- 4.50	0	0	0	0	0	0	0	0	0	0	0	0	0	0	0	0	0	0	0 (0)	1238 (1000)
4.50- 5.00	0	0	0	0	0	0	0	0	0	0	0	0	0	0	0	0	0	0	0 (0)	1238 (1000)
5.00- 5.50	0	0	0	0	0	0	0	0	0	0	0	0	0	0	0	0	0	0	0 (0)	1238 (1000)
5.50- 6.00	0	0	0	0	0	0	0	0	0	0	0	0	0	0	0	0	0	0	0 (0)	1238 (1000)
6.00- 6.50	0	0	0	0	0	0	0	0	0	0	0	0	0	0	0	0	0	0	0 (0)	1238 (1000)
6.50- 7.00	0	0	0	0	0	0	0	0	0	0	0	0	0	0	0	0	0	0	0 (0)	1238 (1000)
7.00- 8.00	0	0	0	0	0	0	0	0	0	0	0	0	0	0	0	0	0	0	0 (0)	1238 (1000)
8.00- 9.00	0	0	0	0	0	0	0	0	0	0	0	0	0	0	0	0	0	0	0 (0)	1238 (1000)
9.00-10.00	0	0	0	0	0	0	0	0	0	0	0	0	0	0	0	0	0	0	0 (0)	1238 (1000)
10.00-11.00	0	0	0	0	0	0	0	0	0	0	0	0	0	0	0	0	0	0	0 (0)	1238 (1000)
11.00-12.00	0	0	0	0	0	0	0	0	0	0	0	0	0	0	0	0	0	0	0 (0)	1238 (1000)
12.00-	0	0	0	0	0	0	0	0	0	0	0	0	0	0	0	0	0	0	0 (0)	1238 (1000)
TOTAL (0.1%)	322 (260)	242 (195)	326 (263)	197 (159)	87 (70)	47 (38)	12 (10)	4 (3)	1 (1)	0 (0)	0 (0)	0 (0)	0 (0)	0 (0)	0 (0)	0 (0)	0 (0)	0 (0)	1238 (1000)	1238 (1000)
MICHO (0.1%)	322 (260)	564 (456)	890 (719)	1087 (878)	1174 (948)	1221 (986)	1233 (996)	1237 (999)	1238 (1000)	1238 (1000)	1238 (1000)	1238 (1000)	1238 (1000)	1238 (1000)	1238 (1000)	1238 (1000)	1238 (1000)	1238 (1000)	1238 (1000)	1238 (1000)

付表－5.1(1) d　酒田港（PW，USW）日平均有義波の波高・周期別度数分布表（秋季）

SAKATA　KI HYO　KISYU PW-USW　69- 84　9- 11　DOSUU BUNPU HYO　H3 . T3

H \ T	SEION	3- 4	4- 5	5- 6	6- 7	7- 8	8- 9	9-10	10-11	11-12	12-13	13-14	14-15	15-16	16-17	17-18	18-19	19-	TOTAL	MICHO
SEION	110	39	13	0	0	0	1	1	0	0	0	0	0	0	0	0	0	0	164 (132)	164 (132)
0.25- 0.50	10	43	94	47	15	7	0	0	0	0	0	0	0	0	0	0	0	0	216 (174)	380 (306)
0.50- 0.75	6	8	61	61	27	8	1	0	0	0	0	0	0	0	0	0	0	0	172 (138)	552 (444)
0.75- 1.00	0	3	31	57	37	11	2	0	0	0	0	0	0	0	0	0	0	0	141 (114)	693 (558)
1.00- 1.25	0	2	12	56	33	16	2	0	0	0	0	0	0	0	0	0	0	0	121 (97)	814 (655)
1.25- 1.50	0	0	0	35	37	20	5	0	0	0	0	0	0	0	0	0	0	0	97 (78)	911 (733)
1.50- 1.75	0	0	0	13	36	15	6	3	0	0	0	0	0	0	0	0	0	0	73 (59)	984 (792)
1.75- 2.00	0	0	2	8	21	22	7	1	0	0	0	0	0	0	0	0	0	0	61 (49)	1045 (841)
2.00- 2.50	0	0	0	4	26	27	14	5	1	0	0	0	0	0	0	0	0	0	77 (62)	1122 (903)
2.50- 3.00	0	0	0	0	7	24	16	7	1	0	0	0	0	0	0	0	0	0	55 (44)	1177 (948)
3.00- 3.50	0	0	0	0	0	12	12	8	0	0	0	0	0	0	0	0	0	0	32 (26)	1209 (973)
3.50- 4.00	0	0	0	0	0	0	8	2	2	0	0	0	0	0	0	0	0	0	12 (10)	1221 (983)
4.00- 4.50	0	0	0	0	0	0	3	3	2	0	0	0	0	0	0	0	0	0	8 (6)	1229 (990)
4.50- 5.00	0	0	0	0	0	0	3	6	0	0	0	0	0	0	0	0	0	0	9 (7)	1238 (997)
5.00- 5.50	0	0	0	0	0	0	0	0	1	1	0	0	0	0	0	0	0	0	2 (2)	1240 (998)
5.50- 6.00	0	0	0	0	0	0	0	0	1	1	0	0	0	0	0	0	0	0	2 (2)	1242 (1000)
6.00- 6.50	0	0	0	0	0	0	0	0	0	0	0	0	0	0	0	0	0	0	0 (0)	1242 (1000)
6.50- 7.00	0	0	0	0	0	0	0	0	0	0	0	0	0	0	0	0	0	0	0 (0)	1242 (1000)
7.00- 8.00	0	0	0	0	0	0	0	0	0	0	0	0	0	0	0	0	0	0	0 (0)	1242 (1000)
8.00- 9.00	0	0	0	0	0	0	0	0	0	0	0	0	0	0	0	0	0	0	0 (0)	1242 (1000)
9.00-10.00	0	0	0	0	0	0	0	0	0	0	0	0	0	0	0	0	0	0	0 (0)	1242 (1000)
10.00-11.00	0	0	0	0	0	0	0	0	0	0	0	0	0	0	0	0	0	0	0 (0)	1242 (1000)
11.00-12.00	0	0	0	0	0	0	0	0	0	0	0	0	0	0	0	0	0	0	0 (0)	1242 (1000)
12.00-	0	0	0	0	0	0	0	0	0	0	0	0	0	0	0	0	0	0	0 (0)	1242 (1000)
TOTAL (0.1%)	126 (101)	95 (76)	213 (171)	281 (226)	239 (192)	162 (130)	80 (64)	36 (29)	8 (6)	2 (2)	0 (0)	0 (0)	0 (0)	0 (0)	0 (0)	0 (0)	0 (0)	0 (0)	1242 (1000)	1242 (1000)
MICHO (0.1%)	126 (101)	221 (178)	434 (349)	715 (576)	954 (768)	1116 (899)	1196 (963)	1232 (992)	1240 (998)	1242 (1000)	1242 (1000)	1242 (1000)	1242 (1000)	1242 (1000)	1242 (1000)	1242 (1000)	1242 (1000)	1242 (1000)	1242 (1000)	1242 (1000)

付表－5.1(1)e　酒田港（PW, USW）日平均有義波の波高・周期別度数分布表（通年）

SAKATA　NEN HYO　69- 11 - 84- 12　DOSUU BUNPU HYO

KISYU　PW-USW　H3 T3

H \ T	SEION	3- 4	4- 5	5- 6	6- 7	7- 8	8- 9	9-10	10-11	11-12	12-13	13-14	14-15	15-16	16-17	17-18	18-19	19-	TOTAL	NICHO
SEION	542	172	93	6	9	2	2	2	0	0	0	0	0	0	0	0	0	0	828	828
0.25- 0.50	41	235	340	171	58	22	6	2	0	0	0	0	0	0	0	0	0	0	875	1703
0.50- 0.75	12	44	212	197	87	40	5	1	0	0	0	0	0	0	0	0	0	0	598	2301
0.75- 1.00	1	10	108	167	106	43	7	0	0	0	0	0	0	0	0	0	0	0	442	2743
1.00- 1.25	0	3	39	170	93	40	4	0	0	0	0	0	0	0	0	0	0	0	349	3092
1.25- 1.50	0	0	6	128	115	49	7	1	1	0	0	0	0	0	0	0	0	0	307	3399
1.50- 1.75	0	0	2	82	131	40	14	3	0	0	0	0	0	0	0	0	0	0	272	3671
1.75- 2.00	0	1	4	30	118	63	13	3	1	0	0	0	0	0	0	0	0	0	233	3904
2.00- 2.50	0	0	2	19	156	111	46	11	3	0	0	0	0	0	0	0	0	0	348	4252
2.50- 3.00	0	0	0	1	55	101	37	13	1	0	0	0	0	0	0	0	0	0	208	4460
3.00- 3.50	0	0	0	0	6	71	46	12	0	0	0	0	0	0	0	0	0	0	135	4595
3.50- 4.00	0	0	0	0	0	14	48	10	6	0	0	0	0	0	0	0	0	0	78	4673
4.00- 4.50	0	0	0	0	0	2	22	15	3	0	0	0	0	0	0	0	0	0	42	4715
4.50- 5.00	0	0	0	0	0	0	9	17	5	0	0	0	0	0	0	0	0	0	31	4746
5.00- 5.50	0	0	0	0	0	0	0	3	4	3	0	0	0	0	0	0	0	0	10	4756
5.50- 6.00	0	0	0	0	0	0	0	1	3	2	0	0	0	0	0	0	0	0	6	4762
6.00- 6.50	0	0	0	0	0	0	0	0	0	0	0	0	0	0	0	0	0	0	0	4762
6.50- 7.00	0	0	0	0	0	0	0	0	0	1	0	0	0	0	0	0	0	0	1	4763
7.00- 8.00	0	0	0	0	0	0	0	0	0	1	2	0	0	0	0	0	0	0	3	4766
8.00- 9.00	0	0	0	0	0	0	0	0	0	0	0	0	0	0	0	0	0	0	0	4766
9.00-10.00	0	0	0	0	0	0	0	0	0	0	0	0	0	0	0	0	0	0	0	4766
10.00-11.00	0	0	0	0	0	0	0	0	0	0	0	0	0	0	0	0	0	0	0	4766
11.00-12.00	0	0	0	0	0	0	0	0	0	0	0	0	0	0	0	0	0	0	0	4766
12.00-	0	0	0	0	0	0	0	0	0	0	0	0	0	0	0	0	0	0	0	4766
TOTAL	596	465	806	971	934	598	266	94	27	7	2	0	0	0	0	0	0	0	4766	4766
(0.1%)	(125)	(98)	(169)	(204)	(196)	(125)	(56)	(20)	(6)	(1)	(0)	(0)	(0)	(0)	(0)	(0)	(0)	(0)	(1000)	(1000)
NICHO	596	1061	1867	2838	3772	4370	4636	4730	4757	4764	4766	4766	4766	4766	4766	4766	4766	4766	4766	4766
(0.1%)	(125)	(223)	(392)	(595)	(791)	(917)	(973)	(992)	(998)	(1000)	(1000)	(1000)	(1000)	(1000)	(1000)	(1000)	(1000)	(1000)	(1000)	(1000)

付表－5.1(1)f　酒田港（PW, USW）日平均有義波の波高・周期別出現率表（通年）

SAKATA　NEN HYO　69- 11 - 84- 12　RITU BUNPU HYO

KISYU　PW-USW　H3 T3

H \ T	SEION	3- 4	4- 5	5- 6	6- 7	7- 8	8- 9	9-10	10-11	11-12	12-13	13-14	14-15	15-16	16-17	17-18	18-19	19-	TOTAL	NICHO
SEION	11.4	3.6	2.0	0.1	0.2	0.0	0.0	0.0	0.	0.	0.	0.	0.	0.	0.	0.	0.	0.	17.4	17.4
																			(828)	(828)
0.25- 0.50	0.9	4.9	7.1	3.6	1.2	0.5	0.1	0.0	0.	0.	0.	0.	0.	0.	0.	0.	0.	0.	18.4	35.7
																			(875)	(1703)
0.50- 0.75	0.3	0.9	4.4	4.1	1.8	0.8	0.1	0.0	0.	0.	0.	0.	0.	0.	0.	0.	0.	0.	12.5	48.3
																			(598)	(2301)
0.75- 1.00	0.0	0.2	2.3	3.5	2.2	0.9	0.1	0.	0.	0.	0.	0.	0.	0.	0.	0.	0.	0.	9.3	57.6
																			(442)	(2743)
1.00- 1.25	0.	0.1	0.8	3.6	2.0	0.8	0.1	0.	0.	0.	0.	0.	0.	0.	0.	0.	0.	0.	7.3	64.9
																			(349)	(3092)
1.25- 1.50	0.	0.	0.1	2.7	2.4	1.0	0.1	0.0	0.0	0.	0.	0.	0.	0.	0.	0.	0.	0.	6.4	71.3
																			(307)	(3399)
1.50- 1.75	0.	0.	0.0	1.7	2.7	0.8	0.3	0.1	0.	0.	0.	0.	0.	0.	0.	0.	0.	0.	5.7	77.0
																			(272)	(3671)
1.75- 2.00	0.	0.0	0.1	0.6	2.5	1.3	0.3	0.1	0.0	0.	0.	0.	0.	0.	0.	0.	0.	0.	4.9	81.9
																			(233)	(3904)
2.00- 2.50	0.	0.	0.0	0.4	3.3	2.3	1.0	0.2	0.1	0.	0.	0.	0.	0.	0.	0.	0.	0.	7.3	89.2
																			(348)	(4252)
2.50- 3.00	0.	0.	0.	0.0	1.2	2.1	0.8	0.3	0.0	0.	0.	0.	0.	0.	0.	0.	0.	0.	4.4	93.6
																			(208)	(4460)
3.00- 3.50	0.	0.	0.	0.	0.1	1.5	1.0	0.3	0.	0.	0.	0.	0.	0.	0.	0.	0.	0.	2.8	96.4
																			(135)	(4595)
3.50- 4.00	0.	0.	0.	0.	0.	0.3	1.0	0.2	0.1	0.	0.	0.	0.	0.	0.	0.	0.	0.	1.6	98.0
																			(78)	(4673)
4.00- 4.50	0.	0.	0.	0.	0.	0.0	0.5	0.3	0.1	0.	0.	0.	0.	0.	0.	0.	0.	0.	0.9	98.9
																			(42)	(4715)
4.50- 5.00	0.	0.	0.	0.	0.	0.	0.2	0.4	0.1	0.	0.	0.	0.	0.	0.	0.	0.	0.	0.7	99.6
																			(31)	(4746)
5.00- 5.50	0.	0.	0.	0.	0.	0.	0.	0.1	0.1	0.1	0.	0.	0.	0.	0.	0.	0.	0.	0.2	99.8
																			(10)	(4756)
5.50- 6.00	0.	0.	0.	0.	0.	0.	0.	0.0	0.1	0.0	0.	0.	0.	0.	0.	0.	0.	0.	0.1	99.9
																			(6)	(4762)
6.00- 6.50	0.	0.	0.	0.	0.	0.	0.	0.	0.	0.	0.	0.	0.	0.	0.	0.	0.	0.	0.	99.9
																			(0)	(4762)
6.50- 7.00	0.	0.	0.	0.	0.	0.	0.	0.	0.	0.0	0.	0.	0.	0.	0.	0.	0.	0.	0.0	99.9
																			(1)	(4763)
7.00- 8.00	0.	0.	0.	0.	0.	0.	0.	0.	0.	0.0	0.0	0.	0.	0.	0.	0.	0.	0.	0.1	100.0
																			(3)	(4766)
8.00- 9.00	0.	0.	0.	0.	0.	0.	0.	0.	0.	0.	0.	0.	0.	0.	0.	0.	0.	0.	0.	100.0
																			(0)	(4766)
9.00-10.00	0.	0.	0.	0.	0.	0.	0.	0.	0.	0.	0.	0.	0.	0.	0.	0.	0.	0.	0.	100.0
																			(0)	(4766)
10.00-11.00	0.	0.	0.	0.	0.	0.	0.	0.	0.	0.	0.	0.	0.	0.	0.	0.	0.	0.	0.	100.0
																			(0)	(4766)
11.00-12.00	0.	0.	0.	0.	0.	0.	0.	0.	0.	0.	0.	0.	0.	0.	0.	0.	0.	0.	0.	100.0
																			(0)	(4766)
12.00-	0.	0.	0.	0.	0.	0.	0.	0.	0.	0.	0.	0.	0.	0.	0.	0.	0.	0.	0.	100.0
																			(0)	(4766)
TOTAL	12.5	9.8	16.9	20.4	19.6	12.5	5.6	2.0	0.6	0.1	0.0	0.	0.	0.	0.	0.	0.	0.	100.0	100.0
	596	465	806	971	934	598	266	94	27	7	2	0	0	0	0	0	0	0	4766	4766
NICHO	12.5	22.3	39.2	59.5	79.1	91.7	97.3	99.2	99.8	100.0	100.0	100.0	100.0	100.0	100.0	100.0	100.0	100.0	100.0	100.0
	596	1061	1867	2838	3772	4370	4636	4730	4757	4764	4766	4766	4766	4766	4766	4766	4766	4766	4766	4766

付表－5.1(2)a　酒田港（USW）　日平均有義波の波高・周期別度数分布表（冬季）

SAKATA　　KISYU　USW　　KI　HYO　　73- 84　12- 2　　SOSUU BUNPU HYO　H3　T3

H \ T	SEION	3- 4	4- 5	5- 6	6- 7	7- 8	8- 9	9-10	10-11	11-12	12-13	13-14	14-15	15-16	16-17	17-18	18-19	19-	TOTAL	NICHO
SEION	0	2	0	0	0	0	0	0	0	0	0	0	0	0	0	0	0	0	2	2
																			(2)	(2)
0.25- 0.50	0	4	10	11	1	0	0	0	0	0	0	0	0	0	0	0	0	0	26	28
																			(28)	(30)
0.50- 0.75	0	0	8	29	10	0	0	0	0	0	0	0	0	0	0	0	0	0	47	75
																			(50)	(79)
0.75- 1.00	0	1	12	26	24	1	0	0	0	0	0	0	0	0	0	0	0	0	64	139
																			(68)	(147)
1.00- 1.25	0	0	4	41	28	1	0	0	0	0	0	0	0	0	0	0	0	0	74	213
																			(78)	(225)
1.25- 1.50	0	0	3	36	45	8	0	0	0	0	0	0	0	0	0	0	0	0	92	305
																			(97)	(323)
1.50- 1.75	0	0	2	33	59	9	0	0	0	0	0	0	0	0	0	0	0	0	103	408
																			(109)	(432)
1.75- 2.00	0	0	1	12	70	20	2	0	0	0	0	0	0	0	0	0	0	0	105	513
																			(111)	(543)
2.00- 2.50	0	0	2	10	103	53	3	0	0	0	0	0	0	0	0	0	0	0	171	684
																			(181)	(724)
2.50- 3.00	0	0	0	0	42	58	10	0	0	0	0	0	0	0	0	0	0	0	110	794
																			(116)	(840)
3.00- 3.50	0	0	0	0	6	43	25	0	0	0	0	0	0	0	0	0	0	0	74	868
																			(78)	(919)
3.50- 4.00	0	0	0	0	0	12	23	0	0	0	0	0	0	0	0	0	0	0	35	903
																			(37)	(956)
4.00- 4.50	0	0	0	0	0	1	14	7	0	0	0	0	0	0	0	0	0	0	22	925
																			(23)	(979)
4.50- 5.00	0	0	0	0	0	0	6	7	1	0	0	0	0	0	0	0	0	0	14	939
																			(15)	(994)
5.00- 5.50	0	0	0	0	0	0	0	3	1	0	0	0	0	0	0	0	0	0	4	943
																			(4)	(998)
5.50- 6.00	0	0	0	0	0	0	0	1	1	0	0	0	0	0	0	0	0	0	2	945
																			(2)	(1000)
6.00- 6.50	0	0	0	0	0	0	0	0	0	0	0	0	0	0	0	0	0	0	0	945
																			(0)	(1000)
6.50- 7.00	0	0	0	0	0	0	0	0	0	0	0	0	0	0	0	0	0	0	0	945
																			(0)	(1000)
7.00- 8.00	0	0	0	0	0	0	0	0	0	0	0	0	0	0	0	0	0	0	0	945
																			(0)	(1000)
8.00- 9.00	0	0	0	0	0	0	0	0	0	0	0	0	0	0	0	0	0	0	0	945
																			(0)	(1000)
9.00-10.00	0	0	0	0	0	0	0	0	0	0	0	0	0	0	0	0	0	0	0	945
																			(0)	(1000)
10.00-11.00	0	0	0	0	0	0	0	0	0	0	0	0	0	0	0	0	0	0	0	945
																			(0)	(1000)
11.00-12.00	0	0	0	0	0	0	0	0	0	0	0	0	0	0	0	0	0	0	0	945
																			(0)	(1000)
12.00-	0	0	0	0	0	0	0	0	0	0	0	0	0	0	0	0	0	0	0	945
																			(0)	(1000)
TOTAL	0	7	42	198	388	206	83	18	3	0	0	0	0	0	0	0	0	0	945	945
(0.1%)	(0)	(7)	(44)	(210)	(411)	(218)	(88)	(19)	(3)	(0)	(0)	(0)	(0)	(0)	(0)	(0)	(0)	(0)	(1000)	(1000)
NICHO	0	7	49	247	635	841	924	942	945	945	945	945	945	945	945	945	945	945	945	945
(0.1%)	(0)	(7)	(52)	(261)	(672)	(890)	(978)	(997)	(1000)	(1000)	(1000)	(1000)	(1000)	(1000)	(1000)	(1000)	(1000)	(1000)	(1000)	(1000)

付表－5.1(2)b　酒田港（USW）　日平均有義波の波高・周期別度数分布表（春季）

SAKATA　　KISYU　USW　　KI　HYO　　74- 84　3- 5　　SOSUU BUNPU HYO　H3　T3

H \ T	SEION	3- 4	4- 5	5- 6	6- 7	7- 8	8- 9	9-10	10-11	11-12	12-13	13-14	14-15	15-16	16-17	17-18	18-19	19-	TOTAL	NICHO
SEION	57	29	15	0	0	0	0	0	0	0	0	0	0	0	0	0	0	0	101	101
																			(119)	(119)
0.25- 0.50	13	59	78	33	1	0	0	0	0	0	0	0	0	0	0	0	0	0	184	285
																			(217)	(337)
0.50- 0.75	1	16	63	49	7	0	0	0	0	0	0	0	0	0	0	0	0	0	136	421
																			(161)	(498)
0.75- 1.00	0	4	34	47	16	1	0	0	0	0	0	0	0	0	0	0	0	0	104	525
																			(123)	(621)
1.00- 1.25	0	0	15	51	11	1	0	0	0	0	0	0	0	0	0	0	0	0	78	603
																			(92)	(713)
1.25- 1.50	0	0	1	42	21	4	0	0	0	0	0	0	0	0	0	0	0	0	70	673
																			(83)	(796)
1.50- 1.75	0	0	0	31	22	3	1	0	0	0	0	0	0	0	0	0	0	0	57	730
																			(67)	(863)
1.75- 2.00	0	0	0	8	21	2	0	0	0	0	0	0	0	0	0	0	0	0	31	761
																			(37)	(900)
2.00- 2.50	0	0	0	4	22	11	1	0	0	0	0	0	0	0	0	0	0	0	38	799
																			(45)	(944)
2.50- 3.00	0	0	0	1	5	12	0	0	0	0	0	0	0	0	0	0	0	0	18	817
																			(21)	(966)
3.00- 3.50	0	0	0	0	0	11	1	0	0	0	0	0	0	0	0	0	0	0	12	829
																			(14)	(980)
3.50- 4.00	0	0	0	0	0	2	10	1	0	0	0	0	0	0	0	0	0	0	13	842
																			(15)	(995)
4.00- 4.50	0	0	0	0	0	0	3	0	0	0	0	0	0	0	0	0	0	0	3	845
																			(4)	(999)
4.50- 5.00	0	0	0	0	0	0	0	1	0	0	0	0	0	0	0	0	0	0	1	846
																			(1)	(1000)
5.00- 5.50	0	0	0	0	0	0	0	0	0	0	0	0	0	0	0	0	0	0	0	846
																			(0)	(1000)
5.50- 6.00	0	0	0	0	0	0	0	0	0	0	0	0	0	0	0	0	0	0	0	846
																			(0)	(1000)
6.00- 6.50	0	0	0	0	0	0	0	0	0	0	0	0	0	0	0	0	0	0	0	846
																			(0)	(1000)
6.50- 7.00	0	0	0	0	0	0	0	0	0	0	0	0	0	0	0	0	0	0	0	846
																			(0)	(1000)
7.00- 8.00	0	0	0	0	0	0	0	0	0	0	0	0	0	0	0	0	0	0	0	846
																			(0)	(1000)
8.00- 9.00	0	0	0	0	0	0	0	0	0	0	0	0	0	0	0	0	0	0	0	846
																			(0)	(1000)
9.00-10.00	0	0	0	0	0	0	0	0	0	0	0	0	0	0	0	0	0	0	0	846
																			(0)	(1000)
10.00-11.00	0	0	0	0	0	0	0	0	0	0	0	0	0	0	0	0	0	0	0	846
																			(0)	(1000)
11.00-12.00	0	0	0	0	0	0	0	0	0	0	0	0	0	0	0	0	0	0	0	846
																			(0)	(1000)
12.00-	0	0	0	0	0	0	0	0	0	0	0	0	0	0	0	0	0	0	0	846
																			(0)	(1000)
TOTAL	71	108	206	266	128	49	16	2	0	0	0	0	0	0	0	0	0	0	846	846
(0.1%)	(84)	(128)	(243)	(314)	(151)	(58)	(19)	(2)	(0)	(0)	(0)	(0)	(0)	(0)	(0)	(0)	(0)	(0)	(1000)	(1000)
NICHO	71	179	385	651	779	828	844	846	846	846	846	846	846	846	846	846	846	846	846	846
(0.1%)	(84)	(212)	(455)	(770)	(921)	(979)	(998)	(1000)	(1000)	(1000)	(1000)	(1000)	(1000)	(1000)	(1000)	(1000)	(1000)	(1000)	(1000)	(1000)

付表－5.1(2)c　酒田港（USW）　日平均有義波の波高・周期別度数分布表（夏季）

SAKATA　KISYU　USW　KI　HYO　74- 84　6- 8　DOSUU BUNPU HYO　H3 13

H \ T	SEION	3- 4	4- 5	5- 6	6- 7	7- 8	8- 9	9-10	10-11	11-12	12-13	13-14	14-15	15-16	16-17	17-18	18-19	19-	TOTAL	MICHO
SEION	155	87	55	4	1	0	0	0	0	0	0	0	0	0	0	0	0	0	302	302
																			(325)	(325)
0.25- 0.50	9	117	147	52	7	2	0	0	0	0	0	0	0	0	0	0	0	0	334	636
																			(359)	(684)
0.50- 0.75	3	15	78	43	13	2	0	0	0	0	0	0	0	0	0	0	0	0	154	790
																			(166)	(849)
0.75- 1.00	0	1	30	32	8	1	0	0	0	0	0	0	0	0	0	0	0	0	72	862
																			(77)	(927)
1.00- 1.25	0	0	4	17	9	1	0	0	0	0	0	0	0	0	0	0	0	0	31	893
																			(33)	(960)
1.25- 1.50	0	0	0	14	5	0	0	0	0	0	0	0	0	0	0	0	0	0	19	912
																			(20)	(981)
1.50- 1.75	0	0	0	5	6	1	0	0	0	0	0	0	0	0	0	0	0	0	12	924
																			(13)	(994)
1.75- 2.00	0	0	0	1	2	0	0	0	0	0	0	0	0	0	0	0	0	0	3	927
																			(3)	(997)
2.00- 2.50	0	0	0	0	0	1	1	0	0	0	0	0	0	0	0	0	0	0	2	929
																			(2)	(999)
2.50- 3.00	0	0	0	0	0	0	0	0	0	0	0	0	0	0	0	0	0	0	0	929
																			(0)	(999)
3.00- 3.50	0	0	0	0	0	0	0	0	0	0	0	0	0	0	0	0	0	0	0	929
																			(0)	(999)
3.50- 4.00	0	0	0	0	0	0	1	0	0	0	0	0	0	0	0	0	0	0	1	930
																			(1)	(1000)
4.00- 4.50	0	0	0	0	0	0	0	0	0	0	0	0	0	0	0	0	0	0	0	930
																			(0)	(1000)
4.50- 5.00	0	0	0	0	0	0	0	0	0	0	0	0	0	0	0	0	0	0	0	930
																			(0)	(1000)
5.00- 5.50	0	0	0	0	0	0	0	0	0	0	0	0	0	0	0	0	0	0	0	930
																			(0)	(1000)
5.50- 6.00	0	0	0	0	0	0	0	0	0	0	0	0	0	0	0	0	0	0	0	930
																			(0)	(1000)
6.00- 6.50	0	0	0	0	0	0	0	0	0	0	0	0	0	0	0	0	0	0	0	930
																			(0)	(1000)
6.50- 7.00	0	0	0	0	0	0	0	0	0	0	0	0	0	0	0	0	0	0	0	930
																			(0)	(1000)
7.00- 8.00	0	0	0	0	0	0	0	0	0	0	0	0	0	0	0	0	0	0	0	930
																			(0)	(1000)
8.00- 9.00	0	0	0	0	0	0	0	0	0	0	0	0	0	0	0	0	0	0	0	930
																			(0)	(1000)
9.00-10.00	0	0	0	0	0	0	0	0	0	0	0	0	0	0	0	0	0	0	0	930
																			(0)	(1000)
10.00-11.00	0	0	0	0	0	0	0	0	0	0	0	0	0	0	0	0	0	0	0	930
																			(0)	(1000)
11.00-12.00	0	0	0	0	0	0	0	0	0	0	0	0	0	0	0	0	0	0	0	930
																			(0)	(1000)
12.00-	0	0	0	0	0	0	0	0	0	0	0	0	0	0	0	0	0	0	0	930
																			(0)	(1000)
TOTAL	167	220	314	168	51	8	2	0	0	0	0	0	0	0	0	0	0	0	930	930
(0.1%)	(180)	(237)	(338)	(181)	(55)	(9)	(2)	(0)	(0)	(0)	(0)	(0)	(0)	(0)	(0)	(0)	(0)	(0)	(1000)	(1000)
MICHO	167	387	701	869	920	928	930	930	930	930	930	930	930	930	930	930	930	930	930	930
(0.1%)	(180)	(416)	(754)	(934)	(989)	(998)	(1000)	(1000)	(1000)	(1000)	(1000)	(1000)	(1000)	(1000)	(1000)	(1000)	(1000)	(1000)	(1000)	(1000)

付表－5.1(2)d　酒田港（USW）　日平均有義波の波高・周期別度数分布表（秋季）

SAKATA　KISYU　USW　KI　HYO　73- 84　9- 11　DOSUU BUNPU HYO　H3 13

H \ T	SEION	3- 4	4- 5	5- 6	6- 7	7- 8	8- 9	9-10	10-11	11-12	12-13	13-14	14-15	15-16	16-17	17-18	18-19	19-	TOTAL	MICHO
SEION	56	37	9	0	0	0	0	0	0	0	0	0	0	0	0	0	0	0	102	102
																			(106)	(106)
0.25- 0.50	4	38	87	41	7	1	0	0	0	0	0	0	0	0	0	0	0	0	178	280
																			(186)	(292)
0.50- 0.75	4	7	59	56	14	0	0	0	0	0	0	0	0	0	0	0	0	0	140	420
																			(146)	(438)
0.75- 1.00	0	2	31	55	32	2	0	0	0	0	0	0	0	0	0	0	0	0	122	542
																			(127)	(565)
1.00- 1.25	0	2	12	54	28	3	0	0	0	0	0	0	0	0	0	0	0	0	99	641
																			(103)	(668)
1.25- 1.50	0	0	0	35	32	9	0	0	0	0	0	0	0	0	0	0	0	0	76	717
																			(79)	(748)
1.50- 1.75	0	0	0	13	32	10	0	0	0	0	0	0	0	0	0	0	0	0	55	772
																			(57)	(805)
1.75- 2.00	0	0	0	7	21	15	0	0	0	0	0	0	0	0	0	0	0	0	43	815
																			(45)	(850)
2.00- 2.50	0	0	0	4	26	24	4	0	0	0	0	0	0	0	0	0	0	0	58	873
																			(60)	(910)
2.50- 3.00	0	0	0	0	7	23	8	0	0	0	0	0	0	0	0	0	0	0	38	911
																			(40)	(950)
3.00- 3.50	0	0	0	0	0	12	8	4	0	0	0	0	0	0	0	0	0	0	24	935
																			(25)	(975)
3.50- 4.00	0	0	0	0	0	0	7	2	0	0	0	0	0	0	0	0	0	0	9	944
																			(9)	(984)
4.00- 4.50	0	0	0	0	0	0	3	2	0	0	0	0	0	0	0	0	0	0	5	949
																			(5)	(990)
4.50- 5.00	0	0	0	0	0	0	3	5	0	0	0	0	0	0	0	0	0	0	8	957
																			(8)	(998)
5.00- 5.50	0	0	0	0	0	0	0	0	0	1	0	0	0	0	0	0	0	0	1	958
																			(1)	(999)
5.50- 6.00	0	0	0	0	0	0	0	0	1	0	0	0	0	0	0	0	0	0	1	959
																			(1)	(1000)
6.00- 6.50	0	0	0	0	0	0	0	0	0	0	0	0	0	0	0	0	0	0	0	959
																			(0)	(1000)
6.50- 7.00	0	0	0	0	0	0	0	0	0	0	0	0	0	0	0	0	0	0	0	959
																			(0)	(1000)
7.00- 8.00	0	0	0	0	0	0	0	0	0	0	0	0	0	0	0	0	0	0	0	959
																			(0)	(1000)
8.00- 9.00	0	0	0	0	0	0	0	0	0	0	0	0	0	0	0	0	0	0	0	959
																			(0)	(1000)
9.00-10.00	0	0	0	0	0	0	0	0	0	0	0	0	0	0	0	0	0	0	0	959
																			(0)	(1000)
10.00-11.00	0	0	0	0	0	0	0	0	0	0	0	0	0	0	0	0	0	0	0	959
																			(0)	(1000)
11.00-12.00	0	0	0	0	0	0	0	0	0	0	0	0	0	0	0	0	0	0	0	959
																			(0)	(1000)
12.00-	0	0	0	0	0	0	0	0	0	0	0	0	0	0	0	0	0	0	0	959
																			(0)	(1000)
TOTAL	64	86	198	265	199	99	33	13	1	1	0	0	0	0	0	0	0	0	959	959
(0.1%)	(67)	(90)	(206)	(276)	(208)	(103)	(34)	(14)	(1)	(1)	(0)	(0)	(0)	(0)	(0)	(0)	(0)	(0)	(1000)	(1000)
MICHO	64	150	348	613	812	911	944	957	958	959	959	959	959	959	959	959	959	959	959	959
(0.1%)	(67)	(156)	(363)	(639)	(847)	(950)	(984)	(998)	(999)	(1000)	(1000)	(1000)	(1000)	(1000)	(1000)	(1000)	(1000)	(1000)	(1000)	(1000)

付表－5.1(2)e　酒田港（USW）　日平均有義波の波高・周期別度数分布表（通年）

SAKATA　KISYU　USW　NEN　HYO　73- 9 - 84- 12　BOSUU　BUNPU HYO　H3　T3

H \ T	SEION	3- 4	4- 5	5- 6	6- 7	7- 8	8- 9	9-10	10-11	11-12	12-13	13-14	14-15	15-16	16-17	17-18	18-19	19-	TOTAL	MICHO
SEION	268	155	80	4	1	0	0	0	0	0	0	0	0	0	0	0	0	0	508	508
0.25- 0.50	26	218	322	137	16	3	0	0	0	0	0	0	0	0	0	0	0	0	722	1230
0.50- 0.75	8	38	208	178	44	2	0	0	0	0	0	0	0	0	0	0	0	0	478	1708
0.75- 1.00	0	8	108	162	84	5	0	0	0	0	0	0	0	0	0	0	0	0	367	2075
1.00- 1.25	0	2	36	165	76	6	0	0	0	0	0	0	0	0	0	0	0	0	285	2360
1.25- 1.50	0	0	4	127	104	23	0	0	0	0	0	0	0	0	0	0	0	0	258	2618
1.50- 1.75	0	0	2	82	122	23	1	0	0	0	0	0	0	0	0	0	0	0	230	2848
1.75- 2.00	0	0	1	29	115	39	2	0	0	0	0	0	0	0	0	0	0	0	186	3034
2.00- 2.50	0	0	2	19	152	89	9	0	0	0	0	0	0	0	0	0	0	0	271	3305
2.50- 3.00	0	0	0	1	55	97	18	0	0	0	0	0	0	0	0	0	0	0	171	3476
3.00- 3.50	0	0	0	0	6	69	34	4	0	0	0	0	0	0	0	0	0	0	113	3589
3.50- 4.00	0	0	0	0	0	14	42	3	0	0	0	0	0	0	0	0	0	0	59	3648
4.00- 4.50	0	0	0	0	0	1	21	9	0	0	0	0	0	0	0	0	0	0	31	3679
4.50- 5.00	0	0	0	0	0	0	9	14	1	0	0	0	0	0	0	0	0	0	24	3703
5.00- 5.50	0	0	0	0	0	0	0	3	1	1	0	0	0	0	0	0	0	0	5	3708
5.50- 6.00	0	0	0	0	0	0	0	1	2	0	0	0	0	0	0	0	0	0	3	3711
6.00- 6.50	0	0	0	0	0	0	0	0	0	0	0	0	0	0	0	0	0	0	0	3711
6.50- 7.00	0	0	0	0	0	0	0	0	0	0	0	0	0	0	0	0	0	0	0	3711
7.00- 8.00	0	0	0	0	0	0	0	0	0	0	0	0	0	0	0	0	0	0	0	3711
8.00- 9.00	0	0	0	0	0	0	0	0	0	0	0	0	0	0	0	0	0	0	0	3711
9.00-10.00	0	0	0	0	0	0	0	0	0	0	0	0	0	0	0	0	0	0	0	3711
10.00-11.00	0	0	0	0	0	0	0	0	0	0	0	0	0	0	0	0	0	0	0	3711
11.00-12.00	0	0	0	0	0	0	0	0	0	0	0	0	0	0	0	0	0	0	0	3711
12.00-	0	0	0	0	0	0	0	0	0	0	0	0	0	0	0	0	0	0	0	3711
TOTAL	302	421	763	904	775	371	136	34	4	1	0	0	0	0	0	0	0	0	3711	3711
(0.1%)	(81)	(113)	(206)	(244)	(209)	(100)	(37)	(9)	(1)	(0)	(0)	(0)	(0)	(0)	(0)	(0)	(0)	(0)	(1000)	(1000)
MICHO	302	723	1486	2390	3165	3536	3672	3706	3710	3711	3711	3711	3711	3711	3711	3711	3711	3711	3711	3711
(0.1%)	(81)	(195)	(400)	(644)	(853)	(953)	(989)	(999)	(1000)	(1000)	(1000)	(1000)	(1000)	(1000)	(1000)	(1000)	(1000)	(1000)	(1000)	(1000)

付表－5.1(2)f　酒田港（USW）　日平均有義波の波高・周期別出現率表（通年）

SAKATA　KISYU　USW　NEN　HYO　73- 9 - 84- 12　RITU　BUNPU HYO　H3　T3

H \ T	SEION	3- 4	4- 5	5- 6	6- 7	7- 8	8- 9	9-10	10-11	11-12	12-13	13-14	14-15	15-16	16-17	17-18	18-19	19-	TOTAL	MICHO
SEION	7.2	4.2	2.2	0.1	0.0	0.	0.	0.	0.	0.	0.	0.	0.	0.	0.	0.	0.	0.	13.7	13.7
																			(508)	(508)
0.25- 0.50	0.7	5.9	8.7	3.7	0.4	0.1	0.	0.	0.	0.	0.	0.	0.	0.	0.	0.	0.	0.	19.5	33.1
																			(722)	(1230)
0.50- 0.75	0.2	1.0	5.6	4.8	1.2	0.1	0.	0.	0.	0.	0.	0.	0.	0.	0.	0.	0.	0.	12.9	46.0
																			(478)	(1708)
0.75- 1.00	0.	0.2	2.9	4.4	2.3	0.1	0.	0.	0.	0.	0.	0.	0.	0.	0.	0.	0.	0.	9.9	55.9
																			(367)	(2075)
1.00- 1.25	0.	0.1	1.0	4.4	2.0	0.2	0.	0.	0.	0.	0.	0.	0.	0.	0.	0.	0.	0.	7.7	63.6
																			(285)	(2360)
1.25- 1.50	0.	0.	0.1	3.4	2.8	0.6	0.	0.	0.	0.	0.	0.	0.	0.	0.	0.	0.	0.	7.0	70.5
																			(258)	(2618)
1.50- 1.75	0.	0.	0.1	2.2	3.3	0.6	0.0	0.	0.	0.	0.	0.	0.	0.	0.	0.	0.	0.	6.2	76.7
																			(230)	(2848)
1.75- 2.00	0.	0.	0.0	0.8	3.1	1.1	0.1	0.	0.	0.	0.	0.	0.	0.	0.	0.	0.	0.	5.0	81.8
																			(186)	(3034)
2.00- 2.50	0.	0.	0.1	0.5	4.1	2.4	0.2	0.	0.	0.	0.	0.	0.	0.	0.	0.	0.	0.	7.3	89.1
																			(271)	(3305)
2.50- 3.00	0.	0.	0.	0.0	1.5	2.6	0.5	0.	0.	0.	0.	0.	0.	0.	0.	0.	0.	0.	4.6	93.7
																			(171)	(3476)
3.00- 3.50	0.	0.	0.	0.	0.2	1.9	0.9	0.1	0.	0.	0.	0.	0.	0.	0.	0.	0.	0.	3.0	96.7
																			(113)	(3589)
3.50- 4.00	0.	0.	0.	0.	0.	0.4	1.1	0.1	0.	0.	0.	0.	0.	0.	0.	0.	0.	0.	1.6	98.3
																			(59)	(3648)
4.00- 4.50	0.	0.	0.	0.	0.	0.0	0.6	0.2	0.	0.	0.	0.	0.	0.	0.	0.	0.	0.	0.8	99.1
																			(31)	(3679)
4.50- 5.00	0.	0.	0.	0.	0.	0.	0.2	0.4	0.0	0.	0.	0.	0.	0.	0.	0.	0.	0.	0.6	99.8
																			(24)	(3703)
5.00- 5.50	0.	0.	0.	0.	0.	0.	0.	0.1	0.0	0.0	0.	0.	0.	0.	0.	0.	0.	0.	0.1	99.9
																			(5)	(3708)
5.50- 6.00	0.	0.	0.	0.	0.	0.	0.	0.0	0.1	0.	0.	0.	0.	0.	0.	0.	0.	0.	0.1	100.0
																			(3)	(3711)
6.00- 6.50	0.	0.	0.	0.	0.	0.	0.	0.	0.	0.	0.	0.	0.	0.	0.	0.	0.	0.	0.	100.0
																			(0)	(3711)
6.50- 7.00	0.	0.	0.	0.	0.	0.	0.	0.	0.	0.	0.	0.	0.	0.	0.	0.	0.	0.	0.	100.0
																			(0)	(3711)
7.00- 8.00	0.	0.	0.	0.	0.	0.	0.	0.	0.	0.	0.	0.	0.	0.	0.	0.	0.	0.	0.	100.0
																			(0)	(3711)
8.00- 9.00	0.	0.	0.	0.	0.	0.	0.	0.	0.	0.	0.	0.	0.	0.	0.	0.	0.	0.	0.	100.0
																			(0)	(3711)
9.00-10.00	0.	0.	0.	0.	0.	0.	0.	0.	0.	0.	0.	0.	0.	0.	0.	0.	0.	0.	0.	100.0
																			(0)	(3711)
10.00-11.00	0.	0.	0.	0.	0.	0.	0.	0.	0.	0.	0.	0.	0.	0.	0.	0.	0.	0.	0.	100.0
																			(0)	(3711)
11.00-12.00	0.	0.	0.	0.	0.	0.	0.	0.	0.	0.	0.	0.	0.	0.	0.	0.	0.	0.	0.	100.0
																			(0)	(3711)
12.00-	0.	0.	0.	0.	0.	0.	0.	0.	0.	0.	0.	0.	0.	0.	0.	0.	0.	0.	0.	100.0
																			(0)	(3711)
TOTAL	8.1	11.3	20.6	24.4	20.9	10.0	3.7	0.9	0.1	0.0	0.	0.	0.	0.	0.	0.	0.	0.	100.0	100.0
	302	421	763	904	775	371	136	34	4	1	0	0	0	0	0	0	0	0	3711	3711
MICHO	8.1	19.5	40.0	64.4	85.3	95.3	98.9	99.9	100.0	100.0	100.0	100.0	100.0	100.0	100.0	100.0	100.0	100.0	100.0	100.0
	302	723	1486	2390	3165	3536	3672	3706	3710	3711	3711	3711	3711	3711	3711	3711	3711	3711	3711	3711

付表－5.2 a　弾崎　日平均有義波の波高・周期別度数分布表（冬季）

HAJIKIZAKI　　KI HYO　　78- 84 12- 2　　DOSUU BUNPU HYO　H3 T3

H \ T	SEION	3- 4	4- 5	5- 6	KISYU 6- 7	7- 8	USW 8- 9	9-10	10-11	11-12	12-13	13-14	14-15	15-16	16-17	17-18	18-19	19-	TOTAL	MICHO
SEION	0	0	0	0	0	0	0	0	0	0	0	0	0	0	0	0	0	0	0	0
																			(0)	(0)
0.25- 0.50	1	0	0	0	0	0	0	0	0	0	0	0	0	0	0	0	0	0	1	1
																			(2)	(2)
0.50- 0.75	0	3	5	3	0	0	0	0	0	0	0	0	0	0	0	0	0	0	11	12
																			(25)	(27)
0.75- 1.00	0	0	12	10	1	0	0	0	0	0	0	0	0	0	0	0	0	0	23	35
																			(52)	(79)
1.00- 1.25	0	0	7	22	3	1	0	0	0	0	0	0	0	0	0	0	0	0	33	68
																			(74)	(153)
1.25- 1.50	0	0	0	19	22	1	0	0	0	0	0	0	0	0	0	0	0	0	42	110
																			(94)	(247)
1.50- 1.75	0	0	0	7	25	10	0	0	0	0	0	0	0	0	0	0	0	0	42	152
																			(94)	(342)
1.75- 2.00	0	0	0	4	35	10	1	0	0	0	0	0	0	0	0	0	0	0	50	202
																			(112)	(454)
2.00- 2.50	0	0	0	1	42	43	3	0	0	0	0	0	0	0	0	0	0	0	89	291
																			(200)	(654)
2.50- 3.00	0	0	0	0	6	39	15	1	0	0	0	0	0	0	0	0	0	0	61	352
																			(137)	(791)
3.00- 3.50	0	0	0	0	0	23	18	0	0	0	0	0	0	0	0	0	0	0	41	393
																			(92)	(883)
3.50- 4.00	0	0	0	0	0	2	16	4	0	0	0	0	0	0	0	0	0	0	22	415
																			(49)	(933)
4.00- 4.50	0	0	0	0	0	1	4	6	0	0	0	0	0	0	0	0	0	0	11	426
																			(25)	(957)
4.50- 5.00	0	0	0	0	0	0	1	11	0	0	0	0	0	0	0	0	0	0	12	438
																			(27)	(984)
5.00- 5.50	0	0	0	0	0	0	0	3	2	0	0	0	0	0	0	0	0	0	5	443
																			(11)	(996)
5.50- 6.00	0	0	0	0	0	0	0	1	1	0	0	0	0	0	0	0	0	0	2	445
																			(4)	(1000)
6.00- 6.50	0	0	0	0	0	0	0	0	0	0	0	0	0	0	0	0	0	0	0	445
																			(0)	(1000)
6.50- 7.00	0	0	0	0	0	0	0	0	0	0	0	0	0	0	0	0	0	0	0	445
																			(0)	(1000)
7.00- 8.00	0	0	0	0	0	0	0	0	0	0	0	0	0	0	0	0	0	0	0	445
																			(0)	(1000)
8.00- 9.00	0	0	0	0	0	0	0	0	0	0	0	0	0	0	0	0	0	0	0	445
																			(0)	(1000)
9.00-10.00	0	0	0	0	0	0	0	0	0	0	0	0	0	0	0	0	0	0	0	445
																			(0)	(1000)
10.00-11.00	0	0	0	0	0	0	0	0	0	0	0	0	0	0	0	0	0	0	0	445
																			(0)	(1000)
11.00-12.00	0	0	0	0	0	0	0	0	0	0	0	0	0	0	0	0	0	0	0	445
																			(0)	(1000)
12.00-	0	0	0	0	0	0	0	0	0	0	0	0	0	0	0	0	0	0	0	445
																			(0)	(1000)
TOTAL	1	3	24	66	134	130	58	26	3	0	0	0	0	0	0	0	0	0	445	445
(0.1%)	(2)	(7)	(54)	(148)	(301)	(292)	(130)	(58)	(7)	(0)	(0)	(0)	(0)	(0)	(0)	(0)	(0)	(0)	(1000)	(1000)
MICHO	1	4	28	94	228	358	416	442	445	445	445	445	445	445	445	445	445	445	445	445
(0.1%)	(2)	(9)	(63)	(211)	(512)	(804)	(935)	(993)	(1000)	(1000)	(1000)	(1000)	(1000)	(1000)	(1000)	(1000)	(1000)	(1000)	(1000)	(1000)

付表－5.2 b　弾崎　日平均有義波の波高・周期別度数分布表（春季）

HAJIKIZAKI　　KI HYO　　79- 84 3- 5　　DOSUU BUNPU HYO　H3 T3

H \ T	SEION	3- 4	4- 5	5- 6	KISYU 6- 7	7- 8	USW 8- 9	9-10	10-11	11-12	12-13	13-14	14-15	15-16	16-17	17-18	18-19	19-	TOTAL	MICHO
SEION	0	5	0	0	0	0	0	0	0	0	0	0	0	0	0	0	0	0	5	5
																			(10)	(10)
0.25- 0.50	68	27	8	2	0	0	0	0	0	0	0	0	0	0	0	0	0	0	105	110
																			(200)	(209)
0.50- 0.75	5	64	31	9	0	0	0	0	0	0	0	0	0	0	0	0	0	0	109	219
																			(207)	(416)
0.75- 1.00	0	7	54	24	3	0	0	0	0	0	0	0	0	0	0	0	0	0	88	307
																			(167)	(584)
1.00- 1.25	0	0	12	37	9	0	0	0	0	0	0	0	0	0	0	0	0	0	58	365
																			(110)	(694)
1.25- 1.50	0	0	2	31	16	1	0	0	0	0	0	0	0	0	0	0	0	0	50	415
																			(95)	(789)
1.50- 1.75	0	0	1	16	15	6	0	0	0	0	0	0	0	0	0	0	0	0	38	453
																			(72)	(861)
1.75- 2.00	0	0	0	4	9	5	0	0	0	0	0	0	0	0	0	0	0	0	18	471
																			(34)	(895)
2.00- 2.50	0	0	0	0	9	12	1	0	0	0	0	0	0	0	0	0	0	0	22	493
																			(42)	(937)
2.50- 3.00	0	0	0	0	3	8	3	0	0	0	0	0	0	0	0	0	0	0	14	507
																			(27)	(964)
3.00- 3.50	0	0	0	0	0	3	3	1	0	0	0	0	0	0	0	0	0	0	7	514
																			(13)	(977)
3.50- 4.00	0	0	0	0	0	0	1	2	0	0	0	0	0	0	0	0	0	0	3	517
																			(6)	(983)
4.00- 4.50	0	0	0	0	0	0	3	2	0	0	0	0	0	0	0	0	0	0	5	522
																			(10)	(992)
4.50- 5.00	0	0	0	0	0	0	0	1	1	0	0	0	0	0	0	0	0	0	2	524
																			(4)	(996)
5.00- 5.50	0	0	0	0	0	0	0	2	0	0	0	0	0	0	0	0	0	0	2	526
																			(4)	(1000)
5.50- 6.00	0	0	0	0	0	0	0	0	0	0	0	0	0	0	0	0	0	0	0	526
																			(0)	(1000)
6.00- 6.50	0	0	0	0	0	0	0	0	0	0	0	0	0	0	0	0	0	0	0	526
																			(0)	(1000)
6.50- 7.00	0	0	0	0	0	0	0	0	0	0	0	0	0	0	0	0	0	0	0	526
																			(0)	(1000)
7.00- 8.00	0	0	0	0	0	0	0	0	0	0	0	0	0	0	0	0	0	0	0	526
																			(0)	(1000)
8.00- 9.00	0	0	0	0	0	0	0	0	0	0	0	0	0	0	0	0	0	0	0	526
																			(0)	(1000)
9.00-10.00	0	0	0	0	0	0	0	0	0	0	0	0	0	0	0	0	0	0	0	526
																			(0)	(1000)
10.00-11.00	0	0	0	0	0	0	0	0	0	0	0	0	0	0	0	0	0	0	0	526
																			(0)	(1000)
11.00-12.00	0	0	0	0	0	0	0	0	0	0	0	0	0	0	0	0	0	0	0	526
																			(0)	(1000)
12.00-	0	0	0	0	0	0	0	0	0	0	0	0	0	0	0	0	0	0	0	526
																			(0)	(1000)
TOTAL	73	103	108	123	64	35	11	8	1	0	0	0	0	0	0	0	0	0	526	526
(0.1%)	(139)	(196)	(205)	(234)	(122)	(67)	(21)	(15)	(2)	(0)	(0)	(0)	(0)	(0)	(0)	(0)	(0)	(0)	(1000)	(1000)
MICHO	73	176	284	407	471	506	517	525	526	526	526	526	526	526	526	526	526	526	526	526
(0.1%)	(139)	(335)	(540)	(774)	(895)	(962)	(983)	(998)	(1000)	(1000)	(1000)	(1000)	(1000)	(1000)	(1000)	(1000)	(1000)	(1000)	(1000)	(1000)

付表－5.2 c　弾崎　日平均有義波の波高・周期別度数分布表（夏季）

HAJIKIZAKI　　KISYU　USW　KI　HYO　79- 84　6- 8　BOSUU BUNPU HYO

H \ T	SEION	3- 4	4- 5	5- 6	6- 7	7- 8	8- 9	9-10	10-11	11-12	12-13	13-14	14-15	15-16	16-17	17-18	18-19	19-	H3	T3 TOTAL	HICHO
SEION	2	4	4	0	0	0	0	0	0	0	0	0	0	0	0	0	0	0	0	10	10
0.25- 0.50	158	39	28	15	0	0	0	0	0	0	0	0	0	0	0	0	0	0	0	240	250
0.50- 0.75	7	94	48	12	2	0	0	0	0	0	0	0	0	0	0	0	0	0	0	163	413
0.75- 1.00	0	5	46	23	6	0	0	0	0	0	0	0	0	0	0	0	0	0	0	80	493
1.00- 1.25	0	0	9	15	5	0	0	0	0	0	0	0	0	0	0	0	0	0	0	29	522
1.25- 1.50	0	0	1	2	6	1	0	0	0	0	0	0	0	0	0	0	0	0	0	10	532
1.50- 1.75	0	0	0	0	2	2	0	0	0	0	0	0	0	0	0	0	0	0	0	4	536
1.75- 2.00	0	0	0	0	1	4	2	0	0	0	0	0	0	0	0	0	0	0	0	7	543
2.00- 2.50	0	0	0	0	1	1	0	0	0	0	0	0	0	0	0	0	0	0	0	2	545
2.50- 3.00	0	0	0	0	1	1	0	0	0	0	0	0	0	0	0	0	0	0	0	2	547
3.00- 3.50	0	0	0	0	0	0	0	1	0	0	0	0	0	0	0	0	0	0	0	1	548
3.50- 4.00	0	0	0	0	0	0	0	0	0	0	0	0	0	0	0	0	0	0	0	0	548
4.00- 4.50	0	0	0	0	0	0	0	0	0	0	0	0	0	0	0	0	0	0	0	0	548
4.50- 5.00	0	0	0	0	0	0	0	0	0	0	0	0	0	0	0	0	0	0	0	0	548
5.00- 5.50	0	0	0	0	0	0	0	0	0	0	0	0	0	0	0	0	0	0	0	0	548
5.50- 6.00	0	0	0	0	0	0	0	0	0	0	0	0	0	0	0	0	0	0	0	0	548
6.00- 6.50	0	0	0	0	0	0	0	0	0	0	0	0	0	0	0	0	0	0	0	0	548
6.50- 7.00	0	0	0	0	0	0	0	0	0	0	0	0	0	0	0	0	0	0	0	0	548
7.00- 8.00	0	0	0	0	0	0	0	0	0	0	0	0	0	0	0	0	0	0	0	0	548
8.00- 9.00	0	0	0	0	0	0	0	0	0	0	0	0	0	0	0	0	0	0	0	0	548
9.00-10.00	0	0	0	0	0	0	0	0	0	0	0	0	0	0	0	0	0	0	0	0	548
10.00-11.00	0	0	0	0	0	0	0	0	0	0	0	0	0	0	0	0	0	0	0	0	548
11.00-12.00	0	0	0	0	0	0	0	0	0	0	0	0	0	0	0	0	0	0	0	0	548
12.00-	0	0	0	0	0	0	0	0	0	0	0	0	0	0	0	0	0	0	0	0	548
TOTAL	167	142	136	67	24	9	2	1	0	0	0	0	0	0	0	0	0	0	0	548	548
(0.1%)	(305)	(259)	(248)	(122)	(44)	(16)	(4)	(2)	(0)	(0)	(0)	(0)	(0)	(0)	(0)	(0)	(0)	(0)	(0)	(1000)	(1000)
HICHO	167	309	445	512	536	545	547	548	548	548	548	548	548	548	548	548	548	548	548	548	548
(0.1%)	(305)	(564)	(812)	(934)	(978)	(995)	(998)	(1000)	(1000)	(1000)	(1000)	(1000)	(1000)	(1000)	(1000)	(1000)	(1000)	(1000)	(1000)	(1000)	(1000)

付表－5.2 d　弾崎　日平均有義波の波高・周期別度数分布表（秋季）

HAJIKIZAKI　　KISYU　USW　KI　HYO　78- 84　9- 11　BOSUU BUNPU HYO

H \ T	SEION	3- 4	4- 5	5- 6	6- 7	7- 8	8- 9	9-10	10-11	11-12	12-13	13-14	14-15	15-16	16-17	17-18	18-19	19-	H3	T3 TOTAL	HICHO
SEION	0	0	0	0	0	0	0	0	0	0	0	0	0	0	0	0	0	0	0	0	0
0.25- 0.50	32	24	6	1	0	0	0	0	0	0	0	0	0	0	0	0	0	0	0	63	63
0.50- 0.75	2	60	35	6	0	0	0	0	0	0	0	0	0	0	0	0	0	0	0	103	166
0.75- 1.00	0	9	47	24	4	0	0	0	0	0	0	0	0	0	0	0	0	0	0	84	250
1.00- 1.25	0	0	17	44	15	1	0	0	0	0	0	0	0	0	0	0	0	0	0	77	327
1.25- 1.50	0	0	3	30	18	2	0	0	0	0	0	0	0	0	0	0	0	0	0	53	380
1.50- 1.75	0	0	1	21	17	2	0	0	0	0	0	0	0	0	0	0	0	0	0	41	421
1.75- 2.00	0	0	0	2	15	5	2	0	0	0	0	0	0	0	0	0	0	0	0	24	445
2.00- 2.50	0	0	0	0	20	17	5	0	0	0	0	0	0	0	0	0	0	0	0	42	487
2.50- 3.00	0	0	0	0	3	12	8	1	0	0	0	0	0	0	0	0	0	0	0	24	511
3.00- 3.50	0	0	0	0	0	5	6	0	0	0	0	0	0	0	0	0	0	0	0	11	522
3.50- 4.00	0	0	0	0	0	1	4	2	0	0	0	0	0	0	0	0	0	0	0	7	529
4.00- 4.50	0	0	0	0	0	0	3	3	0	0	0	0	0	0	0	0	0	0	0	6	535
4.50- 5.00	0	0	0	0	0	0	0	3	0	0	0	0	0	0	0	0	0	0	0	3	538
5.00- 5.50	0	0	0	0	0	0	0	0	1	1	0	0	0	0	0	0	0	0	0	2	540
5.50- 6.00	0	0	0	0	0	0	0	0	0	0	0	0	0	0	0	0	0	0	0	0	540
6.00- 6.50	0	0	0	0	0	0	0	0	0	0	0	0	0	0	0	0	0	0	0	0	540
6.50- 7.00	0	0	0	0	0	0	0	0	0	0	0	0	0	0	0	0	0	0	0	0	540
7.00- 8.00	0	0	0	0	0	0	0	0	0	0	0	0	0	0	0	0	0	0	0	0	540
8.00- 9.00	0	0	0	0	0	0	0	0	0	0	0	0	0	0	0	0	0	0	0	0	540
9.00-10.00	0	0	0	0	0	0	0	0	0	0	0	0	0	0	0	0	0	0	0	0	540
10.00-11.00	0	0	0	0	0	0	0	0	0	0	0	0	0	0	0	0	0	0	0	0	540
11.00-12.00	0	0	0	0	0	0	0	0	0	0	0	0	0	0	0	0	0	0	0	0	540
12.00-	0	0	0	0	0	0	0	0	0	0	0	0	0	0	0	0	0	0	0	0	540
TOTAL	34	93	109	128	92	45	28	9	1	1	0	0	0	0	0	0	0	0	0	540	540
(0.1%)	(63)	(172)	(202)	(237)	(170)	(83)	(52)	(17)	(2)	(2)	(0)	(0)	(0)	(0)	(0)	(0)	(0)	(0)	(0)	(1000)	(1000)
HICHO	34	127	236	364	456	501	529	538	539	540	540	540	540	540	540	540	540	540	540	540	540
(0.1%)	(63)	(235)	(437)	(674)	(844)	(928)	(980)	(996)	(998)	(1000)	(1000)	(1000)	(1000)	(1000)	(1000)	(1000)	(1000)	(1000)	(1000)	(1000)	(1000)

付表－5.2 e　弾崎　日平均有義波の波高・周期別度数分布表（通年）

HAJIKIZAKI　　NEN　HYO　　78- 10 - 84- 12　　DOSUU BUNPU HYO

H \ T	SEION	3- 4	4- 5	5- 6	6- 7	KISYU 7- 8	USW 8- 9	9-10	10-11	11-12	12-13	13-14	14-15	15-16	16-17	17-18	18-19	19-	H3 T3 TOTAL	MICHO
SEION	2	9	4	0	0	0	0	0	0	0	0	0	0	0	0	0	0	0	15 (7)	15 (7)
0.25- 0.50	259	90	43	18	0	0	0	0	0	0	0	0	0	0	0	0	0	0	410 (196)	425 (203)
0.50- 0.75	14	221	119	31	2	0	0	0	0	0	0	0	0	0	0	0	0	0	387 (185)	812 (389)
0.75- 1.00	0	21	159	84	15	0	0	0	0	0	0	0	0	0	0	0	0	0	279 (133)	1091 (522)
1.00- 1.25	0	0	45	118	34	2	0	0	0	0	0	0	0	0	0	0	0	0	199 (95)	1290 (617)
1.25- 1.50	0	0	7	82	62	6	0	0	0	0	0	0	0	0	0	0	0	0	157 (75)	1447 (692)
1.50- 1.75	0	0	2	44	60	20	0	0	0	0	0	0	0	0	0	0	0	0	126 (60)	1573 (753)
1.75- 2.00	0	0	0	10	63	25	5	0	0	0	0	0	0	0	0	0	0	0	103 (49)	1676 (802)
2.00- 2.50	0	0	0	1	74	75	9	0	0	0	0	0	0	0	0	0	0	0	159 (76)	1835 (878)
2.50- 3.00	0	0	0	0	13	63	28	2	0	0	0	0	0	0	0	0	0	0	106 (51)	1941 (929)
3.00- 3.50	0	0	0	0	0	34	28	2	0	0	0	0	0	0	0	0	0	0	64 (31)	2005 (959)
3.50- 4.00	0	0	0	0	0	4	23	8	0	0	0	0	0	0	0	0	0	0	35 (17)	2040 (976)
4.00- 4.50	0	0	0	0	0	1	10	11	0	0	0	0	0	0	0	0	0	0	22 (11)	2062 (987)
4.50- 5.00	0	0	0	0	0	0	1	15	1	0	0	0	0	0	0	0	0	0	17 (8)	2079 (995)
5.00- 5.50	0	0	0	0	0	0	0	5	3	1	0	0	0	0	0	0	0	0	9 (4)	2088 (999)
5.50- 6.00	0	0	0	0	0	0	0	1	1	0	0	0	0	0	0	0	0	0	2 (1)	2090 (1000)
6.00- 6.50	0	0	0	0	0	0	0	0	0	0	0	0	0	0	0	0	0	0	0 (0)	2090 (1000)
6.50- 7.00	0	0	0	0	0	0	0	0	0	0	0	0	0	0	0	0	0	0	0 (0)	2090 (1000)
7.00- 8.00	0	0	0	0	0	0	0	0	0	0	0	0	0	0	0	0	0	0	0 (0)	2090 (1000)
8.00- 9.00	0	0	0	0	0	0	0	0	0	0	0	0	0	0	0	0	0	0	0 (0)	2090 (1000)
9.00-10.00	0	0	0	0	0	0	0	0	0	0	0	0	0	0	0	0	0	0	0 (0)	2090 (1000)
10.00-11.00	0	0	0	0	0	0	0	0	0	0	0	0	0	0	0	0	0	0	0 (0)	2090 (1000)
11.00-12.00	0	0	0	0	0	0	0	0	0	0	0	0	0	0	0	0	0	0	0 (0)	2090 (1000)
12.00-	0	0	0	0	0	0	0	0	0	0	0	0	0	0	0	0	0	0	0 (0)	2090 (1000)
TOTAL	275	341	379	388	323	230	104	44	5	1	0	0	0	0	0	0	0	0	2090 (1000)	2090 (1000)
(0.1%)	(132)	(163)	(181)	(186)	(155)	(110)	(50)	(21)	(2)	(0)	(0)	(0)	(0)	(0)	(0)	(0)	(0)	(0)		
MICHO	275	616	995	1383	1706	1936	2040	2084	2089	2090	2090	2090	2090	2090	2090	2090	2090	2090	2090	2090
(0.1%)	(132)	(295)	(476)	(662)	(816)	(926)	(976)	(997)	(1000)	(1000)	(1000)	(1000)	(1000)	(1000)	(1000)	(1000)	(1000)	(1000)	(1000)	(1000)

付表－5.2 f　弾崎　日平均有義波の波高・周期別出現率表（通年）

HAJIKIZAKI　　NEN　HYO　　78- 10 - 84- 12　　RITU BUNPU HYO

H \ T	SEION	3- 4	4- 5	5- 6	6- 7	KISYU 7- 8	USW 8- 9	9-10	10-11	11-12	12-13	13-14	14-15	15-16	16-17	17-18	18-19	19-	H3 T3 TOTAL	MICHO
SEION	0.1	0.4	0.2	0.	0.	0.	0.	0.	0.	0.	0.	0.	0.	0.	0.	0.	0.	0.	0.7 (15)	0.7 (15)
0.25- 0.50	12.4	4.3	2.1	0.9	0.	0.	0.	0.	0.	0.	0.	0.	0.	0.	0.	0.	0.	0.	19.6 (410)	20.3 (425)
0.50- 0.75	0.7	10.6	5.7	1.5	0.1	0.	0.	0.	0.	0.	0.	0.	0.	0.	0.	0.	0.	0.	18.5 (387)	38.9 (812)
0.75- 1.00	0.	1.0	7.6	4.0	0.7	0.	0.	0.	0.	0.	0.	0.	0.	0.	0.	0.	0.	0.	13.3 (279)	52.2 (1091)
1.00- 1.25	0.	0.	2.2	5.6	1.6	0.1	0.	0.	0.	0.	0.	0.	0.	0.	0.	0.	0.	0.	9.5 (199)	61.7 (1290)
1.25- 1.50	0.	0.	0.3	3.9	3.0	0.3	0.	0.	0.	0.	0.	0.	0.	0.	0.	0.	0.	0.	7.5 (157)	69.2 (1447)
1.50- 1.75	0.	0.	0.1	2.1	2.9	1.0	0.	0.	0.	0.	0.	0.	0.	0.	0.	0.	0.	0.	6.0 (126)	75.3 (1573)
1.75- 2.00	0.	0.	0.	0.5	3.0	1.2	0.2	0.	0.	0.	0.	0.	0.	0.	0.	0.	0.	0.	4.9 (103)	80.2 (1676)
2.00- 2.50	0.	0.	0.	0.0	3.5	3.6	0.4	0.	0.	0.	0.	0.	0.	0.	0.	0.	0.	0.	7.6 (159)	87.8 (1835)
2.50- 3.00	0.	0.	0.	0.	0.6	3.0	1.3	0.1	0.	0.	0.	0.	0.	0.	0.	0.	0.	0.	5.1 (106)	92.9 (1941)
3.00- 3.50	0.	0.	0.	0.	0.	1.6	1.3	0.1	0.	0.	0.	0.	0.	0.	0.	0.	0.	0.	3.1 (64)	95.9 (2005)
3.50- 4.00	0.	0.	0.	0.	0.	0.2	1.1	0.4	0.	0.	0.	0.	0.	0.	0.	0.	0.	0.	1.7 (35)	97.6 (2040)
4.00- 4.50	0.	0.	0.	0.	0.	0.0	0.5	0.5	0.	0.	0.	0.	0.	0.	0.	0.	0.	0.	1.1 (22)	98.7 (2062)
4.50- 5.00	0.	0.	0.	0.	0.	0.	0.0	0.7	0.0	0.	0.	0.	0.	0.	0.	0.	0.	0.	0.8 (17)	99.5 (2079)
5.00- 5.50	0.	0.	0.	0.	0.	0.	0.	0.2	0.1	0.0	0.	0.	0.	0.	0.	0.	0.	0.	0.4 (9)	99.9 (2088)
5.50- 6.00	0.	0.	0.	0.	0.	0.	0.	0.0	0.0	0.	0.	0.	0.	0.	0.	0.	0.	0.	0.1 (2)	100.0 (2090)
6.00- 6.50	0.	0.	0.	0.	0.	0.	0.	0.	0.	0.	0.	0.	0.	0.	0.	0.	0.	0.	0. (0)	100.0 (2090)
6.50- 7.00	0.	0.	0.	0.	0.	0.	0.	0.	0.	0.	0.	0.	0.	0.	0.	0.	0.	0.	0. (0)	100.0 (2090)
7.00- 8.00	0.	0.	0.	0.	0.	0.	0.	0.	0.	0.	0.	0.	0.	0.	0.	0.	0.	0.	0. (0)	100.0 (2090)
8.00- 9.00	0.	0.	0.	0.	0.	0.	0.	0.	0.	0.	0.	0.	0.	0.	0.	0.	0.	0.	0. (0)	100.0 (2090)
9.00-10.00	0.	0.	0.	0.	0.	0.	0.	0.	0.	0.	0.	0.	0.	0.	0.	0.	0.	0.	0. (0)	100.0 (2090)
10.00-11.00	0.	0.	0.	0.	0.	0.	0.	0.	0.	0.	0.	0.	0.	0.	0.	0.	0.	0.	0. (0)	100.0 (2090)
11.00-12.00	0.	0.	0.	0.	0.	0.	0.	0.	0.	0.	0.	0.	0.	0.	0.	0.	0.	0.	0. (0)	100.0 (2090)
12.00-	0.	0.	0.	0.	0.	0.	0.	0.	0.	0.	0.	0.	0.	0.	0.	0.	0.	0.	0. (0)	100.0 (2090)
TOTAL	13.2	16.3	18.1	18.6	15.5	11.0	5.0	2.1	0.2	0.0	0.	0.	0.	0.	0.	0.	0.	0.	100.0	100.0
	275	341	379	388	323	230	104	44	5	1	0	0	0	0	0	0	0	0	2090	2090
MICHO	13.2	29.5	47.6	66.2	81.6	92.6	97.6	99.7	100.0	100.0	100.0	100.0	100.0	100.0	100.0	100.0	100.0	100.0	100.0	100.0
	275	616	995	1383	1706	1936	2040	2084	2089	2090	2090	2090	2090	2090	2090	2090	2090	2090	2090	2090

付表－5.3 a　阿賀沖　日平均有義波の波高・周期別度数分布表（冬季）

AGAOKI　KISYU　SAW　KI　HYO　80- 84　12- 2　DOSUU BUNPU HYO H3 T3

H \ T	SEION	3- 4	4- 5	5- 6	6- 7	7- 8	8- 9	9-10	10-11	11-12	12-13	13-14	14-15	15-16	16-17	17-18	18-19	19-	TOTAL	HICHO
SEION	0	0	0	0	0	0	0	0	0	0	0	0	0	0	0	0	0	0	0 (0)	0 (0)
0.25- 0.50	0	1	4	0	0	0	0	0	0	0	0	0	0	0	0	0	0	0	5 (20)	5 (20)
0.50- 0.75	2	3	7	3	0	0	0	0	0	0	0	0	0	0	0	0	0	0	15 (59)	20 (78)
0.75- 1.00	0	0	7	4	4	0	0	0	0	0	0	0	0	0	0	0	0	0	15 (59)	35 (137)
1.00- 1.25	0	0	5	9	6	0	0	0	0	0	0	0	0	0	0	0	0	0	20 (78)	55 (216)
1.25- 1.50	0	0	6	17	9	2	0	0	0	0	0	0	0	0	0	0	0	0	34 (133)	89 (349)
1.50- 1.75	0	0	1	11	9	5	1	0	0	0	0	0	0	0	0	0	0	0	27 (106)	116 (455)
1.75- 2.00	0	0	0	16	12	0	0	0	0	0	0	0	0	0	0	0	0	0	28 (110)	144 (565)
2.00- 2.50	0	0	0	7	19	13	0	0	0	0	0	0	0	0	0	0	0	0	39 (153)	183 (718)
2.50- 3.00	0	0	0	2	23	10	2	0	0	0	0	0	0	0	0	0	0	0	37 (145)	220 (863)
3.00- 3.50	0	0	0	0	4	12	1	0	0	0	0	0	0	0	0	0	0	0	17 (67)	237 (929)
3.50- 4.00	0	0	0	0	0	6	6	0	0	0	0	0	0	0	0	0	0	0	12 (47)	249 (976)
4.00- 4.50	0	0	0	0	0	0	2	0	0	0	0	0	0	0	0	0	0	0	2 (8)	251 (984)
4.50- 5.00	0	0	0	0	0	0	1	1	0	0	0	0	0	0	0	0	0	0	2 (8)	253 (992)
5.00- 5.50	0	0	0	0	0	0	0	2	0	0	0	0	0	0	0	0	0	0	2 (8)	255 (1000)
5.50- 6.00	0	0	0	0	0	0	0	0	0	0	0	0	0	0	0	0	0	0	0 (0)	255 (1000)
6.00- 6.50	0	0	0	0	0	0	0	0	0	0	0	0	0	0	0	0	0	0	0 (0)	255 (1000)
6.50- 7.00	0	0	0	0	0	0	0	0	0	0	0	0	0	0	0	0	0	0	0 (0)	255 (1000)
7.00- 8.00	0	0	0	0	0	0	0	0	0	0	0	0	0	0	0	0	0	0	0 (0)	255 (1000)
8.00- 9.00	0	0	0	0	0	0	0	0	0	0	0	0	0	0	0	0	0	0	0 (0)	255 (1000)
9.00-10.00	0	0	0	0	0	0	0	0	0	0	0	0	0	0	0	0	0	0	0 (0)	255 (1000)
10.00-11.00	0	0	0	0	0	0	0	0	0	0	0	0	0	0	0	0	0	0	0 (0)	255 (1000)
11.00-12.00	0	0	0	0	0	0	0	0	0	0	0	0	0	0	0	0	0	0	0 (0)	255 (1000)
12.00-	0	0	0	0	0	0	0	0	0	0	0	0	0	0	0	0	0	0	0 (0)	255 (1000)
TOTAL	2	4	30	69	86	48	13	3	0	0	0	0	0	0	0	0	0	0	255	255
(0.1%)	(8)	(16)	(118)	(271)	(337)	(188)	(51)	(12)	(0)	(0)	(0)	(0)	(0)	(0)	(0)	(0)	(0)	(0)	(1000)	(1000)
HICHO	2	6	36	105	191	239	252	255	255	255	255	255	255	255	255	255	255	255	255	255
(0.1%)	(8)	(24)	(141)	(412)	(749)	(937)	(988)	(1000)	(1000)	(1000)	(1000)	(1000)	(1000)	(1000)	(1000)	(1000)	(1000)	(1000)	(1000)	(1000)

付表－5.3 b　阿賀沖　日平均有義波の波高・周期別度数分布表（春季）

AGAOKI　KISYU　SAW　KI　HYO　81- 84　3- 5　DOSUU BUNPU HYO H3 T3

H \ T	SEION	3- 4	4- 5	5- 6	6- 7	7- 8	8- 9	9-10	10-11	11-12	12-13	13-14	14-15	15-16	16-17	17-18	18-19	19-	TOTAL	HICHO
SEION	5	12	11	0	1	0	0	0	0	0	0	0	0	0	0	0	0	0	29 (102)	29 (102)
0.25- 0.50	1	36	35	18	3	0	0	0	0	0	0	0	0	0	0	0	0	0	93 (326)	122 (428)
0.50- 0.75	3	10	16	13	9	0	0	0	0	0	0	0	0	0	0	0	0	0	51 (179)	173 (607)
0.75- 1.00	2	2	15	11	3	0	0	0	0	0	0	0	0	0	0	0	0	0	33 (116)	206 (723)
1.00- 1.25	0	1	9	11	4	0	0	0	0	0	0	0	0	0	0	0	0	0	25 (88)	231 (811)
1.25- 1.50	0	0	4	5	2	0	0	0	0	0	0	0	0	0	0	0	0	0	11 (39)	242 (849)
1.50- 1.75	0	0	1	5	2	2	0	0	0	0	0	0	0	0	0	0	0	0	10 (35)	252 (884)
1.75- 2.00	0	0	0	5	1	0	0	0	0	0	0	0	0	0	0	0	0	0	6 (21)	258 (905)
2.00- 2.50	0	0	0	5	8	3	0	0	0	0	0	0	0	0	0	0	0	0	16 (56)	274 (961)
2.50- 3.00	0	0	1	0	0	3	0	0	0	0	0	0	0	0	0	0	0	0	4 (14)	278 (975)
3.00- 3.50	0	0	0	0	1	2	1	0	0	0	0	0	0	0	0	0	0	0	4 (14)	282 (989)
3.50- 4.00	0	0	0	0	0	0	1	0	0	0	0	0	0	0	0	0	0	0	1 (4)	283 (993)
4.00- 4.50	0	0	0	0	0	0	1	0	0	0	0	0	0	0	0	0	0	0	1 (4)	284 (996)
4.50- 5.00	0	0	0	0	0	0	1	0	0	0	0	0	0	0	0	0	0	0	1 (4)	285 (1000)
5.00- 5.50	0	0	0	0	0	0	0	0	0	0	0	0	0	0	0	0	0	0	0 (0)	285 (1000)
5.50- 6.00	0	0	0	0	0	0	0	0	0	0	0	0	0	0	0	0	0	0	0 (0)	285 (1000)
6.00- 6.50	0	0	0	0	0	0	0	0	0	0	0	0	0	0	0	0	0	0	0 (0)	285 (1000)
6.50- 7.00	0	0	0	0	0	0	0	0	0	0	0	0	0	0	0	0	0	0	0 (0)	285 (1000)
7.00- 8.00	0	0	0	0	0	0	0	0	0	0	0	0	0	0	0	0	0	0	0 (0)	285 (1000)
8.00- 9.00	0	0	0	0	0	0	0	0	0	0	0	0	0	0	0	0	0	0	0 (0)	285 (1000)
9.00-10.00	0	0	0	0	0	0	0	0	0	0	0	0	0	0	0	0	0	0	0 (0)	285 (1000)
10.00-11.00	0	0	0	0	0	0	0	0	0	0	0	0	0	0	0	0	0	0	0 (0)	285 (1000)
11.00-12.00	0	0	0	0	0	0	0	0	0	0	0	0	0	0	0	0	0	0	0 (0)	285 (1000)
12.00-	0	0	0	0	0	0	0	0	0	0	0	0	0	0	0	0	0	0	0 (0)	285 (1000)
TOTAL	11	61	92	73	34	10	4	0	0	0	0	0	0	0	0	0	0	0	285	285
(0.1%)	(39)	(214)	(323)	(256)	(119)	(35)	(14)	(0)	(0)	(0)	(0)	(0)	(0)	(0)	(0)	(0)	(0)	(0)	(1000)	(1000)
HICHO	11	72	164	237	271	281	285	285	285	285	285	285	285	285	285	285	285	285	285	285
(0.1%)	(39)	(253)	(575)	(832)	(951)	(986)	(1000)	(1000)	(1000)	(1000)	(1000)	(1000)	(1000)	(1000)	(1000)	(1000)	(1000)	(1000)	(1000)	(1000)

付表－5.3 c　阿賀沖　日平均有義波の波高・周期別度数分布表（夏季）

AGAOKI　KISYU　SRH　KI HYO　81- 84　6- 8　DOSUU BUNPU HYO

H3　T3

H \ T	SEION	3- 4	4- 5	5- 6	6- 7	7- 8	8- 9	9-10	10-11	11-12	12-13	13-14	14-15	15-16	16-17	17-18	18-19	19-	TOTAL	HICHO
SEION	23	19	18	4	0	0	0	0	0	0	0	0	0	0	0	0	0	0	64 (195)	64 (195)
0.25- 0.50	21	83	48	16	4	0	0	0	0	0	0	0	0	0	0	0	0	0	172 (523)	236 (717)
0.50- 0.75	0	19	21	6	4	0	0	0	0	0	0	0	0	0	0	0	0	0	50 (152)	286 (869)
0.75- 1.00	1	6	14	3	3	0	0	0	0	0	0	0	0	0	0	0	0	0	27 (82)	313 (951)
1.00- 1.25	0	0	3	3	0	0	0	0	0	0	0	0	0	0	0	0	0	0	6 (18)	319 (970)
1.25- 1.50	0	0	1	1	0	0	0	0	0	0	0	0	0	0	0	0	0	0	2 (6)	321 (976)
1.50- 1.75	0	0	0	1	1	1	1	0	0	0	0	0	0	0	0	0	0	0	4 (12)	325 (988)
1.75- 2.00	0	0	0	0	1	0	0	0	0	0	0	0	0	0	0	0	0	0	1 (3)	326 (991)
2.00- 2.50	0	0	0	0	1	0	0	0	0	0	0	0	0	0	0	0	0	0	1 (3)	327 (994)
2.50- 3.00	0	0	0	0	1	1	0	0	0	0	0	0	0	0	0	0	0	0	2 (6)	329 (1000)
3.00- 3.50	0	0	0	0	0	0	0	0	0	0	0	0	0	0	0	0	0	0	0 (0)	329 (1000)
3.50- 4.00	0	0	0	0	0	0	0	0	0	0	0	0	0	0	0	0	0	0	0 (0)	329 (1000)
4.00- 4.50	0	0	0	0	0	0	0	0	0	0	0	0	0	0	0	0	0	0	0 (0)	329 (1000)
4.50- 5.00	0	0	0	0	0	0	0	0	0	0	0	0	0	0	0	0	0	0	0 (0)	329 (1000)
5.00- 5.50	0	0	0	0	0	0	0	0	0	0	0	0	0	0	0	0	0	0	0 (0)	329 (1000)
5.50- 6.00	0	0	0	0	0	0	0	0	0	0	0	0	0	0	0	0	0	0	0 (0)	329 (1000)
6.00- 6.50	0	0	0	0	0	0	0	0	0	0	0	0	0	0	0	0	0	0	0 (0)	329 (1000)
6.50- 7.00	0	0	0	0	0	0	0	0	0	0	0	0	0	0	0	0	0	0	0 (0)	329 (1000)
7.00- 8.00	0	0	0	0	0	0	0	0	0	0	0	0	0	0	0	0	0	0	0 (0)	329 (1000)
8.00- 9.00	0	0	0	0	0	0	0	0	0	0	0	0	0	0	0	0	0	0	0 (0)	329 (1000)
9.00-10.00	0	0	0	0	0	0	0	0	0	0	0	0	0	0	0	0	0	0	0 (0)	329 (1000)
10.00-11.00	0	0	0	0	0	0	0	0	0	0	0	0	0	0	0	0	0	0	0 (0)	329 (1000)
11.00-12.00	0	0	0	0	0	0	0	0	0	0	0	0	0	0	0	0	0	0	0 (0)	329 (1000)
12.00-	0	0	0	0	0	0	0	0	0	0	0	0	0	0	0	0	0	0	0 (0)	329 (1000)
TOTAL	45	127	105	34	15	2	1	0	0	0	0	0	0	0	0	0	0	0	329	329
(0.1%)	(137)	(386)	(319)	(103)	(46)	(6)	(3)	(0)	(0)	(0)	(0)	(0)	(0)	(0)	(0)	(0)	(0)	(0)	(1000)	(1000)
HICHO	45	172	277	311	326	328	329	329	329	329	329	329	329	329	329	329	329	329	329	329
(0.1%)	(137)	(523)	(842)	(945)	(991)	(997)	(1000)	(1000)	(1000)	(1000)	(1000)	(1000)	(1000)	(1000)	(1000)	(1000)	(1000)	(1000)	(1000)	(1000)

付表－5.3 d　阿賀沖　日平均有義波の波高・周期別度数分布表（秋季）

AGAOKI　KISYU　SRH　KI HYO　81- 84　9- 11　DOSUU BUNPU HYO

H3　T3

H \ T	SEION	3- 4	4- 5	5- 6	6- 7	7- 8	8- 9	9-10	10-11	11-12	12-13	13-14	14-15	15-16	16-17	17-18	18-19	19-	TOTAL	HICHO
SEION	3	5	0	0	0	0	0	0	0	0	0	0	0	0	0	0	0	0	8 (28)	8 (28)
0.25- 0.50	11	33	11	8	0	0	0	0	0	0	0	0	0	0	0	0	0	0	63 (217)	71 (245)
0.50- 0.75	2	15	16	15	2	1	0	0	0	0	0	0	0	0	0	0	0	0	51 (176)	122 (421)
0.75- 1.00	0	9	15	7	3	1	1	0	0	0	0	0	0	0	0	0	0	0	36 (124)	158 (545)
1.00- 1.25	0	6	8	14	11	3	0	0	0	0	0	0	0	0	0	0	0	0	42 (145)	200 (690)
1.25- 1.50	0	0	4	8	6	2	0	0	0	0	0	0	0	0	0	0	0	0	20 (69)	220 (759)
1.50- 1.75	0	0	4	7	7	3	1	0	0	0	0	0	0	0	0	0	0	0	22 (76)	242 (834)
1.75- 2.00	0	0	0	3	3	6	0	0	0	0	0	0	0	0	0	0	0	0	12 (41)	254 (876)
2.00- 2.50	0	0	0	5	6	2	0	0	0	0	0	0	0	0	0	0	0	0	13 (45)	267 (921)
2.50- 3.00	0	0	0	0	2	8	1	0	0	0	0	0	0	0	0	0	0	0	11 (38)	278 (959)
3.00- 3.50	0	0	0	0	1	2	5	0	0	0	0	0	0	0	0	0	0	0	8 (28)	286 (986)
3.50- 4.00	0	0	0	0	1	0	0	0	0	0	0	0	0	0	0	0	0	0	1 (3)	287 (990)
4.00- 4.50	0	0	0	0	0	0	2	0	0	0	0	0	0	0	0	0	0	0	2 (7)	289 (997)
4.50- 5.00	0	0	0	0	0	0	0	0	0	0	0	0	0	0	0	0	0	0	0 (0)	289 (997)
5.00- 5.50	0	0	0	0	0	0	0	1	0	0	0	0	0	0	0	0	0	0	1 (3)	290 (1000)
5.50- 6.00	0	0	0	0	0	0	0	0	0	0	0	0	0	0	0	0	0	0	0 (0)	290 (1000)
6.00- 6.50	0	0	0	0	0	0	0	0	0	0	0	0	0	0	0	0	0	0	0 (0)	290 (1000)
6.50- 7.00	0	0	0	0	0	0	0	0	0	0	0	0	0	0	0	0	0	0	0 (0)	290 (1000)
7.00- 8.00	0	0	0	0	0	0	0	0	0	0	0	0	0	0	0	0	0	0	0 (0)	290 (1000)
8.00- 9.00	0	0	0	0	0	0	0	0	0	0	0	0	0	0	0	0	0	0	0 (0)	290 (1000)
9.00-10.00	0	0	0	0	0	0	0	0	0	0	0	0	0	0	0	0	0	0	0 (0)	290 (1000)
10.00-11.00	0	0	0	0	0	0	0	0	0	0	0	0	0	0	0	0	0	0	0 (0)	290 (1000)
11.00-12.00	0	0	0	0	0	0	0	0	0	0	0	0	0	0	0	0	0	0	0 (0)	290 (1000)
12.00-	0	0	0	0	0	0	0	0	0	0	0	0	0	0	0	0	0	0	0 (0)	290 (1000)
TOTAL	16	68	58	67	42	28	10	1	0	0	0	0	0	0	0	0	0	0	290	290
(0.1%)	(55)	(234)	(200)	(231)	(145)	(97)	(34)	(3)	(0)	(0)	(0)	(0)	(0)	(0)	(0)	(0)	(0)	(0)	(1000)	(1000)
HICHO	16	84	142	209	251	279	289	290	290	290	290	290	290	290	290	290	290	290	290	290
(0.1%)	(55)	(290)	(490)	(721)	(866)	(962)	(997)	(1000)	(1000)	(1000)	(1000)	(1000)	(1000)	(1000)	(1000)	(1000)	(1000)	(1000)	(1000)	(1000)

付表－5.3 e　阿賀沖　日平均有義波の波高・周期別度数分布表（通年）

AGAOKI　　MEN　HYO　　81- 1 - 84- 12　　DOSUU BUNPU HYO

T / H	SEIGN	3- 4	4- 5	5- 6	6- 7	KISYU 7- 8	SRW 8- 9	9-10	10-11	11-12	12-13	13-14	14-15	15-16	16-17	17-18	18-19	19-	H3 T3 TOTAL	MICHO
SEIGN	31	36	29	4	1	0	0	0	0	0	0	0	0	0	0	0	0	0	101	101
																			(85)	(85)
0.25- 0.50	33	154	98	42	7	0	0	0	0	0	0	0	0	0	0	0	0	0	334	435
																			(281)	(366)
0.50- 0.75	7	47	60	39	15	1	0	0	0	0	0	0	0	0	0	0	0	0	169	604
																			(142)	(508)
0.75- 1.00	3	18	52	25	14	1	1	0	0	0	0	0	0	0	0	0	0	0	114	718
																			(96)	(603)
1.00- 1.25	0	7	26	39	21	3	0	0	0	0	0	0	0	0	0	0	0	0	96	814
																			(81)	(684)
1.25- 1.50	0	0	16	31	18	4	0	0	0	0	0	0	0	0	0	0	0	0	69	883
																			(58)	(742)
1.50- 1.75	0	0	7	25	20	11	3	0	0	0	0	0	0	0	0	0	0	0	66	949
																			(55)	(797)
1.75- 2.00	0	0	0	25	18	7	0	0	0	0	0	0	0	0	0	0	0	0	50	999
																			(42)	(839)
2.00- 2.50	0	0	0	18	37	19	0	0	0	0	0	0	0	0	0	0	0	0	74	1073
																			(62)	(902)
2.50- 3.00	0	0	1	2	27	22	3	0	0	0	0	0	0	0	0	0	0	0	55	1128
																			(46)	(948)
3.00- 3.50	0	0	0	0	6	18	8	0	0	0	0	0	0	0	0	0	0	0	34	1162
																			(29)	(976)
3.50- 4.00	0	0	0	0	1	8	7	0	0	0	0	0	0	0	0	0	0	0	16	1178
																			(13)	(990)
4.00- 4.50	0	0	0	0	0	0	6	0	0	0	0	0	0	0	0	0	0	0	6	1184
																			(5)	(995)
4.50- 5.00	0	0	0	0	0	0	2	1	0	0	0	0	0	0	0	0	0	0	3	1187
																			(3)	(997)
5.00- 5.50	0	0	0	0	0	0	0	3	0	0	0	0	0	0	0	0	0	0	3	1190
																			(3)	(1000)
5.50- 6.00	0	0	0	0	0	0	0	0	0	0	0	0	0	0	0	0	0	0	0	1190
																			(0)	(1000)
6.00- 6.50	0	0	0	0	0	0	0	0	0	0	0	0	0	0	0	0	0	0	0	1190
																			(0)	(1000)
6.50- 7.00	0	0	0	0	0	0	0	0	0	0	0	0	0	0	0	0	0	0	0	1190
																			(0)	(1000)
7.00- 8.00	0	0	0	0	0	0	0	0	0	0	0	0	0	0	0	0	0	0	0	1190
																			(0)	(1000)
8.00- 9.00	0	0	0	0	0	0	0	0	0	0	0	0	0	0	0	0	0	0	0	1190
																			(0)	(1000)
9.00-10.00	0	0	0	0	0	0	0	0	0	0	0	0	0	0	0	0	0	0	0	1190
																			(0)	(1000)
10.00-11.00	0	0	0	0	0	0	0	0	0	0	0	0	0	0	0	0	0	0	0	1190
																			(0)	(1000)
11.00-12.00	0	0	0	0	0	0	0	0	0	0	0	0	0	0	0	0	0	0	0	1190
																			(0)	(1000)
12.00-	0	0	0	0	0	0	0	0	0	0	0	0	0	0	0	0	0	0	0	1190
																			(0)	(1000)
TOTAL	74	262	289	250	187	94	30	4	0	0	0	0	0	0	0	0	0	0	1190	1190
(0.1%)	(62)	(220)	(243)	(210)	(157)	(79)	(25)	(3)	(0)	(0)	(0)	(0)	(0)	(0)	(0)	(0)	(0)	(0)	(1000)	(1000)
MICHO	74	336	625	875	1062	1156	1186	1190	1190	1190	1190	1190	1190	1190	1190	1190	1190	1190	1190	1190
(0.1%)	(62)	(282)	(525)	(735)	(892)	(971)	(997)	(1000)	(1000)	(1000)	(1000)	(1000)	(1000)	(1000)	(1000)	(1000)	(1000)	(1000)	(1000)	(1000)

付表－5.3 f　阿賀沖　日平均有義波の波高・周期別出現率表（通年）

AGAOKI　　MEN　HYO　　81- 1 - 84- 12　　RITU BUNPU HYO

T / H	SEIGN	3- 4	4- 5	5- 6	6- 7	KISYU 7- 8	SRW 8- 9	9-10	10-11	11-12	12-13	13-14	14-15	15-16	16-17	17-18	18-19	19-	H3 T3 TOTAL	MICHO
SEIGN	2.6	3.0	2.4	0.3	0.1	0.	0.	0.	0.	0.	0.	0.	0.	0.	0.	0.	0.	0.	8.5	8.5
																			(101)	(101)
0.25- 0.50	2.8	12.9	8.2	3.5	0.6	0.	0.	0.	0.	0.	0.	0.	0.	0.	0.	0.	0.	0.	28.1	36.4
																			(334)	(435)
0.50- 0.75	0.6	3.9	5.0	3.3	1.3	0.1	0.	0.	0.	0.	0.	0.	0.	0.	0.	0.	0.	0.	14.2	50.8
																			(169)	(604)
0.75- 1.00	0.3	1.5	4.4	2.1	1.2	0.1	0.1	0.	0.	0.	0.	0.	0.	0.	0.	0.	0.	0.	9.6	60.3
																			(114)	(718)
1.00- 1.25	0.	0.6	2.2	3.3	1.8	0.3	0.	0.	0.	0.	0.	0.	0.	0.	0.	0.	0.	0.	8.1	68.4
																			(96)	(814)
1.25- 1.50	0.	0.	1.3	2.6	1.5	0.3	0.	0.	0.	0.	0.	0.	0.	0.	0.	0.	0.	0.	5.8	74.2
																			(69)	(883)
1.50- 1.75	0.	0.	0.6	2.1	1.7	0.9	0.3	0.	0.	0.	0.	0.	0.	0.	0.	0.	0.	0.	5.5	79.7
																			(66)	(949)
1.75- 2.00	0.	0.	0.	2.1	1.5	0.6	0.	0.	0.	0.	0.	0.	0.	0.	0.	0.	0.	0.	4.2	83.9
																			(50)	(999)
2.00- 2.50	0.	0.	0.	1.5	3.1	1.6	0.	0.	0.	0.	0.	0.	0.	0.	0.	0.	0.	0.	6.2	90.2
																			(74)	(1073)
2.50- 3.00	0.	0.	0.1	0.2	2.3	1.8	0.3	0.	0.	0.	0.	0.	0.	0.	0.	0.	0.	0.	4.6	94.8
																			(55)	(1128)
3.00- 3.50	0.	0.	0.	0.	0.7	1.5	0.7	0.	0.	0.	0.	0.	0.	0.	0.	0.	0.	0.	2.9	97.6
																			(34)	(1162)
3.50- 4.00	0.	0.	0.	0.	0.1	0.7	0.6	0.	0.	0.	0.	0.	0.	0.	0.	0.	0.	0.	1.3	99.0
																			(16)	(1178)
4.00- 4.50	0.	0.	0.	0.	0.	0.	0.5	0.	0.	0.	0.	0.	0.	0.	0.	0.	0.	0.	0.5	99.5
																			(6)	(1184)
4.50- 5.00	0.	0.	0.	0.	0.	0.	0.2	0.1	0.	0.	0.	0.	0.	0.	0.	0.	0.	0.	0.3	99.7
																			(3)	(1187)
5.00- 5.50	0.	0.	0.	0.	0.	0.	0.	0.3	0.	0.	0.	0.	0.	0.	0.	0.	0.	0.	0.3	100.0
																			(3)	(1190)
5.50- 6.00	0.	0.	0.	0.	0.	0.	0.	0.	0.	0.	0.	0.	0.	0.	0.	0.	0.	0.	0.	100.0
																			(0)	(1190)
6.00- 6.50	0.	0.	0.	0.	0.	0.	0.	0.	0.	0.	0.	0.	0.	0.	0.	0.	0.	0.	0.	100.0
																			(0)	(1190)
6.50- 7.00	0.	0.	0.	0.	0.	0.	0.	0.	0.	0.	0.	0.	0.	0.	0.	0.	0.	0.	0.	100.0
																			(0)	(1190)
7.00- 8.00	0.	0.	0.	0.	0.	0.	0.	0.	0.	0.	0.	0.	0.	0.	0.	0.	0.	0.	0.	100.0
																			(0)	(1190)
8.00- 9.00	0.	0.	0.	0.	0.	0.	0.	0.	0.	0.	0.	0.	0.	0.	0.	0.	0.	0.	0.	100.0
																			(0)	(1190)
9.00-10.00	0.	0.	0.	0.	0.	0.	0.	0.	0.	0.	0.	0.	0.	0.	0.	0.	0.	0.	0.	100.0
																			(0)	(1190)
10.00-11.00	0.	0.	0.	0.	0.	0.	0.	0.	0.	0.	0.	0.	0.	0.	0.	0.	0.	0.	0.	100.0
																			(0)	(1190)
11.00-12.00	0.	0.	0.	0.	0.	0.	0.	0.	0.	0.	0.	0.	0.	0.	0.	0.	0.	0.	0.	100.0
																			(0)	(1190)
12.00-	0.	0.	0.	0.	0.	0.	0.	0.	0.	0.	0.	0.	0.	0.	0.	0.	0.	0.	0.	100.0
																			(0)	(1190)
TOTAL	6.2	22.0	24.3	21.0	15.7	7.9	2.5	0.3	0.	0.	0.	0.	0.	0.	0.	0.	0.	0.	100.0	100.0
	74	262	289	250	187	94	30	4	0	0	0	0	0	0	0	0	0	0	1190	1190
MICHO	6.2	28.2	52.5	73.5	89.2	97.1	99.7	100.0	100.0	100.0	100.0	100.0	100.0	100.0	100.0	100.0	100.0	100.0	100.0	100.0
	74	336	625	875	1062	1156	1186	1190	1190	1190	1190	1190	1190	1190	1190	1190	1190	1190	1190	1190

付表－5.4 a　輪島港　日平均有義波の波高・周期別度数分布表（冬季）

WAJIMA　　KISYU USW　　KI HYO　　78- 84　12- 2　　DOSUU BUNPU HYO

H ＼ T	SEION	3- 4	4- 5	5- 6	6- 7	7- 8	8- 9	9-10	10-11	11-12	12-13	13-14	14-15	15-16	16-17	17-18	18-19	19-	H3 T3 TOTAL	MICHO
SEION	0	0	1	0	0	0	0	0	0	0	0	0	0	0	0	0	0	0	1 (2)	1 (2)
0.25- 0.50	0	0	3	0	0	0	0	0	0	0	0	0	0	0	0	0	0	0	3 (6)	4 (8)
0.50- 0.75	0	0	6	5	5	0	0	0	0	0	0	0	0	0	0	0	0	0	16 (32)	20 (40)
0.75- 1.00	0	0	4	18	13	1	0	0	0	0	0	0	0	0	0	0	0	0	36 (72)	56 (112)
1.00- 1.25	0	0	1	28	14	4	0	0	0	0	0	0	0	0	0	0	0	0	47 (94)	103 (207)
1.25- 1.50	0	0	0	11	25	6	0	0	0	0	0	0	0	0	0	0	0	0	42 (84)	145 (291)
1.50- 1.75	0	0	0	4	39	18	0	0	0	0	0	0	0	0	0	0	0	0	61 (122)	206 (414)
1.75- 2.00	0	0	0	1	27	17	2	0	0	0	0	0	0	0	0	0	0	0	47 (94)	253 (508)
2.00- 2.50	0	0	0	0	32	64	8	0	0	0	0	0	0	0	0	0	0	0	104 (209)	357 (717)
2.50- 3.00	0	0	0	0	3	37	13	2	0	0	0	0	0	0	0	0	0	0	55 (110)	412 (827)
3.00- 3.50	0	0	0	0	0	17	23	1	0	0	0	0	0	0	0	0	0	0	41 (82)	453 (910)
3.50- 4.00	0	0	0	0	0	0	15	8	0	0	0	0	0	0	0	0	0	0	23 (46)	476 (956)
4.00- 4.50	0	0	0	0	0	0	2	11	1	0	0	0	0	0	0	0	0	0	14 (28)	490 (984)
4.50- 5.00	0	0	0	0	0	0	0	4	0	0	0	0	0	0	0	0	0	0	4 (8)	494 (992)
5.00- 5.50	0	0	0	0	0	0	0	0	3	0	0	0	0	0	0	0	0	0	3 (6)	497 (998)
5.50- 6.00	0	0	0	0	0	0	0	1	0	0	0	0	0	0	0	0	0	0	1 (2)	498 (1000)
6.00- 6.50	0	0	0	0	0	0	0	0	0	0	0	0	0	0	0	0	0	0	0 (0)	498 (1000)
6.50- 7.00	0	0	0	0	0	0	0	0	0	0	0	0	0	0	0	0	0	0	0 (0)	498 (1000)
7.00- 8.00	0	0	0	0	0	0	0	0	0	0	0	0	0	0	0	0	0	0	0 (0)	498 (1000)
8.00- 9.00	0	0	0	0	0	0	0	0	0	0	0	0	0	0	0	0	0	0	0 (0)	498 (1000)
9.00-10.00	0	0	0	0	0	0	0	0	0	0	0	0	0	0	0	0	0	0	0 (0)	498 (1000)
10.00-11.00	0	0	0	0	0	0	0	0	0	0	0	0	0	0	0	0	0	0	0 (0)	498 (1000)
11.00-12.00	0	0	0	0	0	0	0	0	0	0	0	0	0	0	0	0	0	0	0 (0)	498 (1000)
12.00-	0	0	0	0	0	0	0	0	0	0	0	0	0	0	0	0	0	0	0 (0)	498 (1000)
TOTAL	0	0	15	67	158	164	63	27	4	0	0	0	0	0	0	0	0	0	498	498
(0.1%)	(0)	(0)	(30)	(135)	(317)	(329)	(127)	(54)	(8)	(0)	(0)	(0)	(0)	(0)	(0)	(0)	(0)	(0)	(1000)	(1000)
MICHO	0	0	15	82	240	404	467	494	498	498	498	498	498	498	498	498	498	498	498	498
(0.1%)	(0)	(0)	(30)	(165)	(482)	(811)	(938)	(992)	(1000)	(1000)	(1000)	(1000)	(1000)	(1000)	(1000)	(1000)	(1000)	(1000)	(1000)	(1000)

付表－5.4 b　輪島港　日平均有義波の波高・周期別度数分布表（春季）

WAJIMA　　KISYU USW　　KI HYO　　79- 84　3- 5　　DOSUU BUNPU HYO

H ＼ T	SEION	3- 4	4- 5	5- 6	6- 7	7- 8	8- 9	9-10	10-11	11-12	12-13	13-14	14-15	15-16	16-17	17-18	18-19	19-	H3 T3 TOTAL	MICHO
SEION	5	11	2	0	0	0	0	0	0	0	0	0	0	0	0	0	0	0	18 (33)	18 (33)
0.25- 0.50	0	48	56	14	2	0	0	0	0	0	0	0	0	0	0	0	0	0	120 (218)	138 (250)
0.50- 0.75	0	8	54	50	8	0	0	0	0	0	0	0	0	0	0	0	0	0	120 (218)	258 (468)
0.75- 1.00	0	0	25	44	12	4	0	0	0	0	0	0	0	0	0	0	0	0	85 (154)	343 (623)
1.00- 1.25	0	0	1	21	31	8	0	0	0	0	0	0	0	0	0	0	0	0	61 (111)	404 (733)
1.25- 1.50	0	0	0	18	20	4	1	0	0	0	0	0	0	0	0	0	0	0	43 (78)	447 (811)
1.50- 1.75	0	0	0	5	12	9	1	0	0	0	0	0	0	0	0	0	0	0	27 (49)	474 (860)
1.75- 2.00	0	0	0	0	13	7	3	0	0	0	0	0	0	0	0	0	0	0	23 (42)	497 (902)
2.00- 2.50	0	0	0	0	10	15	3	1	0	0	0	0	0	0	0	0	0	0	29 (53)	526 (955)
2.50- 3.00	0	0	0	0	0	6	3	3	0	0	0	0	0	0	0	0	0	0	12 (22)	538 (976)
3.00- 3.50	0	0	0	0	0	0	6	0	0	0	0	0	0	0	0	0	0	0	6 (11)	544 (987)
3.50- 4.00	0	0	0	0	0	0	1	1	0	0	0	0	0	0	0	0	0	0	2 (4)	546 (991)
4.00- 4.50	0	0	0	0	0	0	0	2	1	0	0	0	0	0	0	0	0	0	3 (5)	549 (996)
4.50- 5.00	0	0	0	0	0	0	0	2	0	0	0	0	0	0	0	0	0	0	2 (4)	551 (1000)
5.00- 5.50	0	0	0	0	0	0	0	0	0	0	0	0	0	0	0	0	0	0	0 (0)	551 (1000)
5.50- 6.00	0	0	0	0	0	0	0	0	0	0	0	0	0	0	0	0	0	0	0 (0)	551 (1000)
6.00- 6.50	0	0	0	0	0	0	0	0	0	0	0	0	0	0	0	0	0	0	0 (0)	551 (1000)
6.50- 7.00	0	0	0	0	0	0	0	0	0	0	0	0	0	0	0	0	0	0	0 (0)	551 (1000)
7.00- 8.00	0	0	0	0	0	0	0	0	0	0	0	0	0	0	0	0	0	0	0 (0)	551 (1000)
8.00- 9.00	0	0	0	0	0	0	0	0	0	0	0	0	0	0	0	0	0	0	0 (0)	551 (1000)
9.00-10.00	0	0	0	0	0	0	0	0	0	0	0	0	0	0	0	0	0	0	0 (0)	551 (1000)
10.00-11.00	0	0	0	0	0	0	0	0	0	0	0	0	0	0	0	0	0	0	0 (0)	551 (1000)
11.00-12.00	0	0	0	0	0	0	0	0	0	0	0	0	0	0	0	0	0	0	0 (0)	551 (1000)
12.00-	0	0	0	0	0	0	0	0	0	0	0	0	0	0	0	0	0	0	0 (0)	551 (1000)
TOTAL	5	67	138	152	108	53	18	9	1	0	0	0	0	0	0	0	0	0	551	551
(0.1%)	(9)	(122)	(250)	(276)	(196)	(96)	(33)	(16)	(2)	(0)	(0)	(0)	(0)	(0)	(0)	(0)	(0)	(0)	(1000)	(1000)
MICHO	5	72	210	362	470	523	541	550	551	551	551	551	551	551	551	551	551	551	551	551
(0.1%)	(9)	(131)	(381)	(657)	(853)	(949)	(982)	(998)	(1000)	(1000)	(1000)	(1000)	(1000)	(1000)	(1000)	(1000)	(1000)	(1000)	(1000)	(1000)

付表－5.4 c　輪島港　日平均有義波の波高・周期別度数分布表（夏季）

WAJIMA　KISYU　USW　KI　HYO　79- 84　6- 8　SOSUU BUNPU HYO

H \ T	SEION	3- 4	4- 5	5- 6	6- 7	7- 8	8- 9	9-10	10-11	11-12	12-13	13-14	14-15	15-16	16-17	17-18	18-19	19-	H3	T3 TOTAL	MICHO
SEION	2	56	17	3	0	0	0	0	0	0	0	0	0	0	0	0	0	0	0	78	78
																				(142)	(142)
0.25- 0.50	0	80	124	18	1	0	0	0	0	0	0	0	0	0	0	0	0	0	0	223	301
																				(406)	(548)
0.50- 0.75	0	5	63	50	6	0	0	0	0	0	0	0	0	0	0	0	0	0	0	124	425
																				(226)	(774)
0.75- 1.00	0	0	10	37	15	4	0	0	0	0	0	0	0	0	0	0	0	0	0	68	493
																				(124)	(898)
1.00- 1.25	0	0	1	22	14	0	0	0	0	0	0	0	0	0	0	0	0	0	0	37	530
																				(67)	(965)
1.25- 1.50	0	0	0	4	0	3	0	0	0	0	0	0	0	0	0	0	0	0	0	7	537
																				(13)	(978)
1.50- 1.75	0	0	0	1	0	3	2	0	0	0	0	0	0	0	0	0	0	0	0	6	543
																				(11)	(989)
1.75- 2.00	0	0	0	0	0	2	0	0	0	0	0	0	0	0	0	0	0	0	0	2	545
																				(4)	(993)
2.00- 2.50	0	0	0	0	0	2	0	0	0	0	0	0	0	0	0	0	0	0	0	2	547
																				(4)	(996)
2.50- 3.00	0	0	0	0	0	1	0	1	0	0	0	0	0	0	0	0	0	0	0	2	549
																				(4)	(1000)
3.00- 3.50	0	0	0	0	0	0	0	0	0	0	0	0	0	0	0	0	0	0	0	0	549
																				(0)	(1000)
3.50- 4.00	0	0	0	0	0	0	0	0	0	0	0	0	0	0	0	0	0	0	0	0	549
																				(0)	(1000)
4.00- 4.50	0	0	0	0	0	0	0	0	0	0	0	0	0	0	0	0	0	0	0	0	549
																				(0)	(1000)
4.50- 5.00	0	0	0	0	0	0	0	0	0	0	0	0	0	0	0	0	0	0	0	0	549
																				(0)	(1000)
5.00- 5.50	0	0	0	0	0	0	0	0	0	0	0	0	0	0	0	0	0	0	0	0	549
																				(0)	(1000)
5.50- 6.00	0	0	0	0	0	0	0	0	0	0	0	0	0	0	0	0	0	0	0	0	549
																				(0)	(1000)
6.00- 6.50	0	0	0	0	0	0	0	0	0	0	0	0	0	0	0	0	0	0	0	0	549
																				(0)	(1000)
6.50- 7.00	0	0	0	0	0	0	0	0	0	0	0	0	0	0	0	0	0	0	0	0	549
																				(0)	(1000)
7.00- 8.00	0	0	0	0	0	0	0	0	0	0	0	0	0	0	0	0	0	0	0	0	549
																				(0)	(1000)
8.00- 9.00	0	0	0	0	0	0	0	0	0	0	0	0	0	0	0	0	0	0	0	0	549
																				(0)	(1000)
9.00-10.00	0	0	0	0	0	0	0	0	0	0	0	0	0	0	0	0	0	0	0	0	549
																				(0)	(1000)
10.00-11.00	0	0	0	0	0	0	0	0	0	0	0	0	0	0	0	0	0	0	0	0	549
																				(0)	(1000)
11.00-12.00	0	0	0	0	0	0	0	0	0	0	0	0	0	0	0	0	0	0	0	0	549
																				(0)	(1000)
12.00-	0	0	0	0	0	0	0	0	0	0	0	0	0	0	0	0	0	0	0	0	549
																				(0)	(1000)
TOTAL	2	141	215	135	36	17	2	1	0	0	0	0	0	0	0	0	0	0	0	549	549
(0.1%)	(4)	(257)	(392)	(246)	(66)	(31)	(4)	(2)	(0)	(0)	(0)	(0)	(0)	(0)	(0)	(0)	(0)	(0)	(0)	(1000)	(1000)
MICHO	2	143	358	493	529	546	548	549	549	549	549	549	549	549	549	549	549	549	549	549	549
(0.1%)	(4)	(260)	(652)	(898)	(964)	(995)	(998)	(1000)	(1000)	(1000)	(1000)	(1000)	(1000)	(1000)	(1000)	(1000)	(1000)	(1000)	(1000)	(1000)	(1000)

付表－5.4 d　輪島港　日平均有義波の波高・周期別度数分布表（秋季）

WAJIMA　KISYU　USW　KI　HYO　79- 84　9- 11　SOSUU BUNPU HYO

H \ T	SEION	3- 4	4- 5	5- 6	6- 7	7- 8	8- 9	9-10	10-11	11-12	12-13	13-14	14-15	15-16	16-17	17-18	18-19	19-	H3	T3 TOTAL	MICHO
SEION	0	8	1	1	0	0	0	0	0	0	0	0	0	0	0	0	0	0	0	10	10
																				(18)	(18)
0.25- 0.50	0	31	42	9	1	0	0	0	0	0	0	0	0	0	0	0	0	0	0	83	93
																				(153)	(171)
0.50- 0.75	0	3	37	45	2	1	0	0	0	0	0	0	0	0	0	0	0	0	0	88	181
																				(162)	(333)
0.75- 1.00	0	0	19	46	20	1	1	0	0	0	0	0	0	0	0	0	0	0	0	87	268
																				(160)	(493)
1.00- 1.25	0	0	5	32	22	7	1	0	0	0	0	0	0	0	0	0	0	0	0	67	335
																				(123)	(616)
1.25- 1.50	0	0	1	17	22	6	0	0	0	0	0	0	0	0	0	0	0	0	0	46	381
																				(85)	(700)
1.50- 1.75	0	0	0	6	27	17	1	0	0	0	0	0	0	0	0	0	0	0	0	51	432
																				(94)	(794)
1.75- 2.00	0	0	0	2	19	13	1	3	0	0	0	0	0	0	0	0	0	0	0	38	470
																				(70)	(864)
2.00- 2.50	0	0	0	1	10	14	4	0	0	0	0	0	0	0	0	0	0	0	0	29	499
																				(53)	(917)
2.50- 3.00	0	0	0	0	1	12	8	1	0	0	0	0	0	0	0	0	0	0	0	22	521
																				(40)	(958)
3.00- 3.50	0	0	0	0	0	2	6	2	0	0	0	0	0	0	0	0	0	0	0	10	531
																				(18)	(976)
3.50- 4.00	0	0	0	0	0	0	1	2	0	0	0	0	0	0	0	0	0	0	0	3	534
																				(6)	(982)
4.00- 4.50	0	0	0	0	0	0	4	4	0	0	0	0	0	0	0	0	0	0	0	8	542
																				(15)	(996)
4.50- 5.00	0	0	0	0	0	0	0	1	0	0	0	0	0	0	0	0	0	0	0	1	543
																				(2)	(998)
5.00- 5.50	0	0	0	0	0	0	0	0	0	0	0	0	0	0	0	0	0	0	0	0	543
																				(0)	(998)
5.50- 6.00	0	0	0	0	0	0	0	0	0	1	0	0	0	0	0	0	0	0	0	1	544
																				(2)	(1000)
6.00- 6.50	0	0	0	0	0	0	0	0	0	0	0	0	0	0	0	0	0	0	0	0	544
																				(0)	(1000)
6.50- 7.00	0	0	0	0	0	0	0	0	0	0	0	0	0	0	0	0	0	0	0	0	544
																				(0)	(1000)
7.00- 8.00	0	0	0	0	0	0	0	0	0	0	0	0	0	0	0	0	0	0	0	0	544
																				(0)	(1000)
8.00- 9.00	0	0	0	0	0	0	0	0	0	0	0	0	0	0	0	0	0	0	0	0	544
																				(0)	(1000)
9.00-10.00	0	0	0	0	0	0	0	0	0	0	0	0	0	0	0	0	0	0	0	0	544
																				(0)	(1000)
10.00-11.00	0	0	0	0	0	0	0	0	0	0	0	0	0	0	0	0	0	0	0	0	544
																				(0)	(1000)
11.00-12.00	0	0	0	0	0	0	0	0	0	0	0	0	0	0	0	0	0	0	0	0	544
																				(0)	(1000)
12.00-	0	0	0	0	0	0	0	0	0	0	0	0	0	0	0	0	0	0	0	0	544
																				(0)	(1000)
TOTAL	0	42	105	159	124	73	27	13	0	1	0	0	0	0	0	0	0	0	0	544	544
(0.1%)	(0)	(77)	(193)	(292)	(228)	(134)	(50)	(24)	(0)	(2)	(0)	(0)	(0)	(0)	(0)	(0)	(0)	(0)	(0)	(1000)	(1000)
MICHO	0	42	147	306	430	503	530	543	543	544	544	544	544	544	544	544	544	544	544	544	544
(0.1%)	(0)	(77)	(270)	(563)	(790)	(925)	(974)	(998)	(998)	(1000)	(1000)	(1000)	(1000)	(1000)	(1000)	(1000)	(1000)	(1000)	(1000)	(1000)	(1000)

付表－5.4 e　輪島港　日平均有義波の波高・周期別度数分布表（通年）

WAJIMA　NEN　HYO　79- 1 - 84- 12　BOSUU BUNPU HYO

H \ T	SEION	3- 4	4- 5	5- 6	6- 7	7- 8	8- 9	9-10	10-11	11-12	12-13	13-14	14-15	15-16	16-17	17-18	18-19	19-	H3	T3 TOTAL	MICHO
SEION	7	75	21	4	0	0	0	0	0	0	0	0	0	0	0	0	0	0		107	107
0.25- 0.50	0	159	225	41	4	0	0	0	0	0	0	0	0	0	0	0	0	0		49	(49)
0.50- 0.75	0	16	162	151	21	1	0	0	0	0	0	0	0	0	0	0	0	0		429	(536)
0.75- 1.00	0	0	58	146	60	12	1	0	0	0	0	0	0	0	0	0	0	0		197	(247)
1.00- 1.25	0	0	8	104	83	19	1	0	0	0	0	0	0	0	0	0	0	0		351	(887)
1.25- 1.50	0	0	1	51	68	20	1	0	0	0	0	0	0	0	0	0	0	0		162	(408)
1.50- 1.75	0	0	0	16	79	48	4	0	0	0	0	0	0	0	0	0	0	0		277	1166
1.75- 2.00	0	0	0	3	61	39	6	3	0	0	0	0	0	0	0	0	0	0		127	(536)
2.00- 2.50	0	0	0	1	54	97	15	1	0	0	0	0	0	0	0	0	0	0		215	1379
2.50- 3.00	0	0	0	0	4	61	27	7	0	0	0	0	0	0	0	0	0	0		99	(635)
3.00- 3.50	0	0	0	0	0	19	40	3	0	0	0	0	0	0	0	0	0	0		141	1520
3.50- 4.00	0	0	0	0	0	0	17	11	0	0	0	0	0	0	0	0	0	0		65	(699)
4.00- 4.50	0	0	0	0	0	0	6	17	2	0	0	0	0	0	0	0	0	0		147	1667
4.50- 5.00	0	0	0	0	0	0	0	7	0	0	0	0	0	0	0	0	0	0		68	(767)
5.00- 5.50	0	0	0	0	0	0	0	0	3	0	0	0	0	0	0	0	0	0		112	1779
5.50- 6.00	0	0	0	0	0	0	0	1	0	1	0	0	0	0	0	0	0	0		52	(819)
6.00- 6.50	0	0	0	0	0	0	0	0	0	0	0	0	0	0	0	0	0	0		168	1947
6.50- 7.00	0	0	0	0	0	0	0	0	0	0	0	0	0	0	0	0	0	0		77	(896)
7.00- 8.00	0	0	0	0	0	0	0	0	0	0	0	0	0	0	0	0	0	0		99	2046
8.00- 9.00	0	0	0	0	0	0	0	0	0	0	0	0	0	0	0	0	0	0		46	(942)
9.00-10.00	0	0	0	0	0	0	0	0	0	0	0	0	0	0	0	0	0	0		62	2108
10.00-11.00	0	0	0	0	0	0	0	0	0	0	0	0	0	0	0	0	0	0		29	(970)
11.00-12.00	0	0	0	0	0	0	0	0	0	0	0	0	0	0	0	0	0	0		28	2136
12.00-	0	0	0	0	0	0	0	0	0	0	0	0	0	0	0	0	0	0		13	(983)
																				25	2161
																				12	(994)
																				7	2168
																				3	(998)
																				3	2171
																				1	(999)
																				2	2173
																				1	(1000)
																				0	2173
																				0	(1000)
																				0	2173
																				0	(1000)
																				0	2173
																				0	(1000)
																				0	2173
																				0	(1000)
																				0	2173
																				0	(1000)
																				0	2173
																				0	(1000)
																				0	2173
																				0	(1000)
																				0	2173
																				0	(1000)
																				0	2173
TOTAL	7	250	475	517	434	316	118	50	5	1	0	0	0	0	0	0	0	0		0	2173
(0.1%)	(3)	(115)	(219)	(238)	(200)	(145)	(54)	(23)	(2)	(0)	(0)	(0)	(0)	(0)	(0)	(0)	(0)	(0)		(0)	(1000)
MICHO	7	257	732	1249	1683	1999	2117	2167	2172	2173	2173	2173	2173	2173	2173	2173	2173	2173		2173	2173
(0.1%)	(3)	(118)	(337)	(575)	(775)	(920)	(974)	(997)	(1000)	(1000)	(1000)	(1000)	(1000)	(1000)	(1000)	(1000)	(1000)	(1000)		(1000)	(1000)

付表－5.4 f　輪島港　日平均有義波の波高・周期別出現率表（通年）

WAJIMA　NEN　HYO　79- 1 - 84- 12　RITU BUNPU HYO

H \ T	SEION	3- 4	4- 5	5- 6	6- 7	7- 8	8- 9	9-10	10-11	11-12	12-13	13-14	14-15	15-16	16-17	17-18	18-19	19-	H3	T3 TOTAL	MICHO
SEION	0.3	3.5	1.0	0.2	0.	0.	0.	0.	0.	0.	0.	0.	0.	0.	0.	0.	0.	0.		4.9	4.9
0.25- 0.50	0.	7.3	10.4	1.9	0.2	0.	0.	0.	0.	0.	0.	0.	0.	0.	0.	0.	0.	0.		107	(107)
0.50- 0.75	0.	0.7	7.5	6.9	1.0	0.0	0.	0.	0.	0.	0.	0.	0.	0.	0.	0.	0.	0.		19.7	24.7
0.75- 1.00	0.	0.	2.7	6.7	2.8	0.6	0.0	0.	0.	0.	0.	0.	0.	0.	0.	0.	0.	0.		429	(536)
1.00- 1.25	0.	0.	0.4	4.8	3.8	0.9	0.0	0.	0.	0.	0.	0.	0.	0.	0.	0.	0.	0.		16.2	40.8
1.25- 1.50	0.	0.	0.0	2.3	3.1	0.9	0.0	0.	0.	0.	0.	0.	0.	0.	0.	0.	0.	0.		351	(887)
1.50- 1.75	0.	0.	0.	0.7	3.6	2.2	0.2	0.	0.	0.	0.	0.	0.	0.	0.	0.	0.	0.		12.7	53.6
1.75- 2.00	0.	0.	0.	0.1	2.8	1.8	0.3	0.1	0.	0.	0.	0.	0.	0.	0.	0.	0.	0.		277	(1166)
2.00- 2.50	0.	0.	0.	0.0	2.5	4.5	0.7	0.0	0.	0.	0.	0.	0.	0.	0.	0.	0.	0.		9.9	63.5
2.50- 3.00	0.	0.	0.	0.	0.2	2.8	1.2	0.3	0.	0.	0.	0.	0.	0.	0.	0.	0.	0.		215	(1379)
3.00- 3.50	0.	0.	0.	0.	0.	0.9	1.8	0.1	0.	0.	0.	0.	0.	0.	0.	0.	0.	0.		6.5	69.9
3.50- 4.00	0.	0.	0.	0.	0.	0.	0.8	0.5	0.	0.	0.	0.	0.	0.	0.	0.	0.	0.		141	(1520)
4.00- 4.50	0.	0.	0.	0.	0.	0.	0.3	0.8	0.1	0.	0.	0.	0.	0.	0.	0.	0.	0.		6.8	76.7
4.50- 5.00	0.	0.	0.	0.	0.	0.	0.	0.3	0.	0.	0.	0.	0.	0.	0.	0.	0.	0.		147	(1667)
5.00- 5.50	0.	0.	0.	0.	0.	0.	0.	0.	0.1	0.	0.	0.	0.	0.	0.	0.	0.	0.		5.2	81.9
5.50- 6.00	0.	0.	0.	0.	0.	0.	0.	0.0	0.	0.0	0.	0.	0.	0.	0.	0.	0.	0.		112	(1779)
6.00- 6.50	0.	0.	0.	0.	0.	0.	0.	0.	0.	0.	0.	0.	0.	0.	0.	0.	0.	0.		7.7	89.6
6.50- 7.00	0.	0.	0.	0.	0.	0.	0.	0.	0.	0.	0.	0.	0.	0.	0.	0.	0.	0.		168	(1947)
7.00- 8.00	0.	0.	0.	0.	0.	0.	0.	0.	0.	0.	0.	0.	0.	0.	0.	0.	0.	0.		4.6	94.2
8.00- 9.00	0.	0.	0.	0.	0.	0.	0.	0.	0.	0.	0.	0.	0.	0.	0.	0.	0.	0.		99	(2046)
9.00-10.00	0.	0.	0.	0.	0.	0.	0.	0.	0.	0.	0.	0.	0.	0.	0.	0.	0.	0.		2.9	97.0
10.00-11.00	0.	0.	0.	0.	0.	0.	0.	0.	0.	0.	0.	0.	0.	0.	0.	0.	0.	0.		62	(2108)
11.00-12.00	0.	0.	0.	0.	0.	0.	0.	0.	0.	0.	0.	0.	0.	0.	0.	0.	0.	0.		1.3	98.3
12.00-	0.	0.	0.	0.	0.	0.	0.	0.	0.	0.	0.	0.	0.	0.	0.	0.	0.	0.		28	(2136)
																				1.2	99.4
																				25	(2161)
																				0.3	99.8
																				7	(2168)
																				0.1	99.9
																				3	(2171)
																				0.1	100.0
																				2	(2173)
																				0.	100.0
																				0	(2173)
																				0.	100.0
																				0	(2173)
																				0.	100.0
																				0	(2173)
																				0.	100.0
																				0	(2173)
																				0.	100.0
																				0	(2173)
																				0.	100.0
																				0	(2173)
TOTAL	0.3	11.5	21.9	23.8	20.0	14.5	5.4	2.3	0.2	0.0	0.	0.	0.	0.	0.	0.	0.	0.		0.	100.0
	7	250	475	517	434	316	118	50	5	1	0	0	0	0	0	0	0	0		0	2173
MICHO	0.3	11.8	33.7	57.5	77.5	92.0	97.4	99.7	100.0	100.0	100.0	100.0	100.0	100.0	100.0	100.0	100.0	100.0		100.0	100.0
	7	257	732	1249	1683	1999	2117	2167	2172	2173	2173	2173	2173	2173	2173	2173	2173	2173		2173	2173

付表－5.5 a　金沢港　日平均有義波の波高・周期別度数分布表（冬季）

KANAZAWA　　KISYU　USW　KI　HYO　69- 84　12- 2　DOSUU BUNPU HYO

H \ T	SEION	3- 4	4- 5	5- 6	6- 7	7- 8	8- 9	9-10	10-11	11-12	12-13	13-14	14-15	15-16	16-17	17-18	18-19	19-	H3 T3 TOTAL MICHO
SEION	0	1	1	0	0	0	0	0	0	0	0	0	0	0	0	0	0	0	2 2
																			(2)(2)
0.25- 0.50	0	2	19	10	1	0	0	0	0	0	0	0	0	0	0	0	0	0	32 34
																			(27)(29)
0.50- 0.75	0	1	25	34	13	0	0	0	0	0	0	0	0	0	0	0	0	0	73 107
																			(62)(91)
0.75- 1.00	0	0	11	50	44	4	0	0	0	0	0	0	0	0	0	0	0	0	109 216
																			(93)(183)
1.00- 1.25	0	0	3	53	55	13	0	0	0	0	0	0	0	0	0	0	0	0	124 340
																			(105)(289)
1.25- 1.50	0	0	0	30	72	39	1	0	0	0	0	0	0	0	0	0	0	0	142 482
																			(121)(409)
1.50- 1.75	0	0	0	17	60	38	2	0	0	0	0	0	0	0	0	0	0	0	117 599
																			(99)(508)
1.75- 2.00	0	0	0	2	48	57	6	1	0	0	0	0	0	0	0	0	0	0	114 713
																			(97)(605)
2.00- 2.50	0	0	0	0	45	107	28	1	0	0	0	0	0	0	0	0	0	0	181 894
																			(154)(759)
2.50- 3.00	0	0	0	0	4	64	31	3	0	0	0	0	0	0	0	0	0	0	102 996
																			(87)(846)
3.00- 3.50	0	0	0	0	0	25	45	7	1	0	0	0	0	0	0	0	0	0	78 1074
																			(66)(912)
3.50- 4.00	0	0	0	0	0	1	36	13	1	1	0	0	0	0	0	0	0	0	52 1126
																			(44)(956)
4.00- 4.50	0	0	0	0	0	0	9	12	0	1	0	0	0	0	0	0	0	0	22 1148
																			(19)(975)
4.50- 5.00	0	0	0	0	0	0	3	7	3	1	0	0	0	0	0	0	0	0	14 1162
																			(12)(986)
5.00- 5.50	0	0	0	0	0	1	0	7	3	1	0	0	0	0	0	0	0	0	12 1174
																			(10)(997)
5.50- 6.00	0	0	0	0	0	0	0	1	3	0	0	0	0	0	0	0	0	0	4 1178
																			(3)(1000)
6.00- 6.50	0	0	0	0	0	0	0	0	0	0	0	0	0	0	0	0	0	0	0 1178
																			(0)(1000)
6.50- 7.00	0	0	0	0	0	0	0	0	0	0	0	0	0	0	0	0	0	0	0 1178
																			(0)(1000)
7.00- 8.00	0	0	0	0	0	0	0	0	0	0	0	0	0	0	0	0	0	0	0 1178
																			(0)(1000)
8.00- 9.00	0	0	0	0	0	0	0	0	0	0	0	0	0	0	0	0	0	0	0 1178
																			(0)(1000)
9.00-10.00	0	0	0	0	0	0	0	0	0	0	0	0	0	0	0	0	0	0	0 1178
																			(0)(1000)
10.00-11.00	0	0	0	0	0	0	0	0	0	0	0	0	0	0	0	0	0	0	0 1178
																			(0)(1000)
11.00-12.00	0	0	0	0	0	0	0	0	0	0	0	0	0	0	0	0	0	0	0 1178
																			(0)(1000)
12.00-	0	0	0	0	0	0	0	0	0	0	0	0	0	0	0	0	0	0	0 1178
																			(0)(1000)
TOTAL	0	4	59	196	342	349	161	52	11	4	0	0	0	0	0	0	0	0	0 1178 1178
(0.1%)	(0)(	3)(	50)(	166)(	290)(	296)(	137)(	44)(	9)(	3)(	0)(	0)(	0)(	0)(	0)(	0)(	0)(	0)(	0)(1000)(1000)
MICHO	0	4	63	259	601	950	1111	1163	1174	1178	1178	1178	1178	1178	1178	1178	1178	1178	1178 1178
(0.1%)	(0)(	3)(	53)(	220)(	510)(	806)(	943)(	987)(	997)(1000)(1000)(1000)(1000)(1000)(1000)(1000)(1000)(1000)(1000)(1000)(1000)										

付表－5.5 b　金沢港　日平均有義波の波高・周期別度数分布表（春季）

KANAZAWA　　KISYU　USW　KI　HYO　70- 84　3- 5　DOSUU BUNPU HYO

H \ T	SEION	3- 4	4- 5	5- 6	6- 7	7- 8	8- 9	9-10	10-11	11-12	12-13	13-14	14-15	15-16	16-17	17-18	18-19	19-	H3 T3 TOTAL MICHO
SEION	16	36	26	1	0	0	0	0	0	0	0	0	0	0	0	0	0	0	79 79
																			(69)(69)
0.25- 0.50	2	122	138	34	2	0	0	0	0	0	0	0	0	0	0	0	0	0	298 377
																			(240)(330)
0.50- 0.75	0	21	132	85	13	2	0	0	0	0	0	0	0	0	0	0	0	0	253 630
																			(221)(551)
0.75- 1.00	0	1	46	77	37	2	0	0	0	0	0	0	0	0	0	0	0	0	163 793
																			(142)(693)
1.00- 1.25	0	0	8	59	33	2	0	0	0	0	0	0	0	0	0	0	0	0	102 895
																			(89)(782)
1.25- 1.50	0	0	1	28	32	13	0	0	0	0	0	0	0	0	0	0	0	0	74 969
																			(65)(847)
1.50- 1.75	0	0	0	6	19	8	2	0	0	0	0	0	0	0	0	0	0	0	35 1004
																			(31)(878)
1.75- 2.00	0	0	0	2	26	14	3	0	0	0	0	0	0	0	0	0	0	0	45 1049
																			(39)(917)
2.00- 2.50	0	0	0	1	11	24	10	0	0	0	0	0	0	0	0	0	0	0	46 1095
																			(40)(957)
2.50- 3.00	0	0	0	0	1	17	8	2	0	0	0	0	0	0	0	0	0	0	28 1123
																			(24)(982)
3.00- 3.50	0	0	0	0	0	4	6	0	0	0	0	0	0	0	0	0	0	0	10 1133
																			(9)(990)
3.50- 4.00	0	0	0	0	0	0	1	3	0	0	0	0	0	0	0	0	0	0	4 1137
																			(3)(994)
4.00- 4.50	0	0	0	0	0	0	0	4	2	0	0	0	0	0	0	0	0	0	6 1143
																			(5)(999)
4.50- 5.00	0	0	0	0	0	0	0	1	0	0	0	0	0	0	0	0	0	0	1 1144
																			(1)(1000)
5.00- 5.50	0	0	0	0	0	0	0	0	0	0	0	0	0	0	0	0	0	0	0 1144
																			(0)(1000)
5.50- 6.00	0	0	0	0	0	0	0	0	0	0	0	0	0	0	0	0	0	0	0 1144
																			(0)(1000)
6.00- 6.50	0	0	0	0	0	0	0	0	0	0	0	0	0	0	0	0	0	0	0 1144
																			(0)(1000)
6.50- 7.00	0	0	0	0	0	0	0	0	0	0	0	0	0	0	0	0	0	0	0 1144
																			(0)(1000)
7.00- 8.00	0	0	0	0	0	0	0	0	0	0	0	0	0	0	0	0	0	0	0 1144
																			(0)(1000)
8.00- 9.00	0	0	0	0	0	0	0	0	0	0	0	0	0	0	0	0	0	0	0 1144
																			(0)(1000)
9.00-10.00	0	0	0	0	0	0	0	0	0	0	0	0	0	0	0	0	0	0	0 1144
																			(0)(1000)
10.00-11.00	0	0	0	0	0	0	0	0	0	0	0	0	0	0	0	0	0	0	0 1144
																			(0)(1000)
11.00-12.00	0	0	0	0	0	0	0	0	0	0	0	0	0	0	0	0	0	0	0 1144
																			(0)(1000)
12.00-	0	0	0	0	0	0	0	0	0	0	0	0	0	0	0	0	0	0	0 1144
																			(0)(1000)
TOTAL	18	180	351	293	174	86	30	10	2	0	0	0	0	0	0	0	0	0	0 1144 1144
(0.1%)	(16)(	157)(	307)(	256)(	152)(	75)(	26)(	9)(	2)(	0)(	0)(	0)(	0)(	0)(	0)(	0)(	0)(	0)(	0)(1000)(1000)
MICHO	18	198	549	842	1016	1102	1132	1142	1144	1144	1144	1144	1144	1144	1144	1144	1144	1144	1144 1144
(0.1%)	(16)(	173)(	480)(	736)(	888)(	963)(	990)(	998)(1000)(1000)(1000)(1000)(1000)(1000)(1000)(1000)(1000)(1000)(1000)(1000)											

付表－5.5 c　金沢港　日平均有義波の波高・周期別度数分布表（夏季）

KANAZAWA　　KISYU　USW　KI　HYO　70- 84　6- 8　DOSUU BUNPU HYO

H \ T	SEIOH	3- 4	4- 5	5- 6	6- 7	7- 8	8- 9	9-10	10-11	11-12	12-13	13-14	14-15	15-16	16-17	17-18	18-19	19-	H3 T3 TOTAL	MICHO
SEIOH	37	110	59	4	0	0	0	0	0	0	0	0	0	0	0	0	0	0	210	210
0.25- 0.50	4	170	183	43	6	1	0	0	0	0	0	0	0	0	0	0	0	0	(220)	(220)
0.50- 0.75	0	20	98	48	17	2	0	0	0	0	0	0	0	0	0	0	0	0	407	617
0.75- 1.00	0	1	26	46	12	2	1	0	0	0	0	0	0	0	0	0	0	0	(426)	(645)
1.00- 1.25	0	0	4	19	13	2	0	0	0	0	0	0	0	0	0	0	0	0	185	802
1.25- 1.50	0	0	0	8	6	1	0	0	0	0	0	0	0	0	0	0	0	0	(194)	(839)
1.50- 1.75	0	0	0	1	2	0	1	0	0	0	0	0	0	0	0	0	0	0	88	890
1.75- 2.00	0	0	0	1	1	1	0	0	0	0	0	0	0	0	0	0	0	0	(92)	(931)
2.00- 2.50	0	0	0	0	3	2	0	0	0	0	0	0	0	0	0	0	0	0	38	928
2.50- 3.00	0	0	0	0	0	0	0	1	0	0	0	0	0	0	0	0	0	0	(40)	(971)
3.00- 3.50	0	0	0	0	0	0	0	0	0	0	0	0	0	0	0	0	0	0	15	943
3.50- 4.00	0	0	0	0	0	0	0	0	0	0	0	0	0	0	0	0	0	0	(16)	(986)
4.00- 4.50	0	0	0	0	0	0	0	0	0	0	0	0	0	0	0	0	0	0	4	947
4.50- 5.00	0	0	0	0	0	0	0	0	0	0	0	0	0	0	0	0	0	0	(4)	(991)
5.00- 5.50	0	0	0	0	0	0	0	0	0	0	0	0	0	0	0	0	0	0	3	950
5.50- 6.00	0	0	0	0	0	0	0	0	0	0	0	0	0	0	0	0	0	0	(3)	(994)
6.00- 6.50	0	0	0	0	0	0	0	0	0	0	0	0	0	0	0	0	0	0	5	955
6.50- 7.00	0	0	0	0	0	0	0	0	0	0	0	0	0	0	0	0	0	0	(5)	(999)
7.00- 8.00	0	0	0	0	0	0	0	0	0	0	0	0	0	0	0	0	0	0	1	956
8.00- 9.00	0	0	0	0	0	0	0	0	0	0	0	0	0	0	0	0	0	0	(1)	(1000)
9.00-10.00	0	0	0	0	0	0	0	0	0	0	0	0	0	0	0	0	0	0	0	956
10.00-11.00	0	0	0	0	0	0	0	0	0	0	0	0	0	0	0	0	0	0	(0)	(1000)
11.00-12.00	0	0	0	0	0	0	0	0	0	0	0	0	0	0	0	0	0	0	0	956
12.00-	0	0	0	0	0	0	0	0	0	0	0	0	0	0	0	0	0	0	(0)	(1000)
TOTAL	41	301	370	170	60	11	2	1	0	0	0	0	0	0	0	0	0	0	956	956
(0.1%)	(43)	(315)	(387)	(178)	(63)	(12)	(2)	(1)	(0)	(0)	(0)	(0)	(0)	(0)	(0)	(0)	(0)	(0)	(1000)	(1000)
MICHO	41	342	712	882	942	953	955	956	956	956	956	956	956	956	956	956	956	956	956	956
(0.1%)	(43)	(358)	(745)	(923)	(985)	(997)	(999)	(1000)	(1000)	(1000)	(1000)	(1000)	(1000)	(1000)	(1000)	(1000)	(1000)	(1000)	(1000)	(1000)

付表－5.5 d　金沢港　日平均有義波の波高・周期別度数分布表（秋季）

KANAZAWA　　KISYU　USW　KI　HYO　70- 84　9- 11　DOSUU BUNPU HYO

H \ T	SEIOH	3- 4	4- 5	5- 6	6- 7	7- 8	8- 9	9-10	10-11	11-12	12-13	13-14	14-15	15-16	16-17	17-18	18-19	19-	H3 T3 TOTAL	MICHO
SEIOH	2	14	19	4	0	0	0	0	0	0	0	0	0	0	0	0	0	0	39	39
0.25- 0.50	0	67	131	45	4	0	0	0	0	0	0	0	0	0	0	0	0	0	(35)	(35)
0.50- 0.75	0	9	96	81	16	1	0	0	0	0	0	0	0	0	0	0	0	0	247	286
0.75- 1.00	0	0	34	82	33	5	1	0	0	0	0	0	0	0	0	0	0	0	(223)	(258)
1.00- 1.25	0	0	10	57	45	9	0	0	0	0	0	0	0	0	0	0	0	0	203	489
1.25- 1.50	0	0	0	27	36	18	0	0	0	0	0	0	0	0	0	0	0	0	(183)	(441)
1.50- 1.75	0	0	0	9	39	25	5	0	0	0	0	0	0	0	0	0	0	0	155	644
1.75- 2.00	0	0	0	1	14	20	7	1	0	0	0	0	0	0	0	0	0	0	(140)	(581)
2.00- 2.50	0	0	0	1	13	31	11	0	0	0	0	0	0	0	0	0	0	0	121	765
2.50- 3.00	0	0	0	0	2	9	20	0	0	0	0	0	0	0	0	0	0	0	(109)	(690)
3.00- 3.50	0	0	0	0	0	4	13	5	0	0	0	0	0	0	0	0	0	0	81	846
3.50- 4.00	0	0	0	0	0	0	12	5	0	0	0	0	0	0	0	0	0	0	(73)	(766)
4.00- 4.50	0	0	0	0	0	0	1	4	0	0	0	0	0	0	0	0	0	0	78	924
4.50- 5.00	0	0	0	0	0	0	0	3	2	0	0	0	0	0	0	0	0	0	(70)	(834)
5.00- 5.50	0	0	0	0	0	0	0	1	0	0	0	0	0	0	0	0	0	0	43	967
5.50- 6.00	0	0	0	0	0	0	0	0	4	0	0	0	0	0	0	0	0	0	(39)	(873)
6.00- 6.50	0	0	0	0	0	0	0	0	0	0	0	0	0	0	0	0	0	0	56	1023
6.50- 7.00	0	0	0	0	0	0	0	0	0	0	0	0	0	0	0	0	0	0	(51)	(923)
7.00- 8.00	0	0	0	0	0	0	0	0	0	0	0	0	0	0	0	0	0	0	31	1054
8.00- 9.00	0	0	0	0	0	0	0	0	0	0	0	0	0	0	0	0	0	0	(28)	(951)
9.00-10.00	0	0	0	0	0	0	0	0	0	0	0	0	0	0	0	0	0	0	22	1076
10.00-11.00	0	0	0	0	0	0	0	0	0	0	0	0	0	0	0	0	0	0	(20)	(971)
11.00-12.00	0	0	0	0	0	0	0	0	0	0	0	0	0	0	0	0	0	0	17	1093
12.00-	0	0	0	0	0	0	0	0	0	0	0	0	0	0	0	0	0	0	(15)	(986)
TOTAL	2	90	290	307	202	122	70	19	6	0	0	0	0	0	0	0	0	0	5	1098
(0.1%)	(2)	(81)	(262)	(277)	(182)	(110)	(63)	(17)	(5)	(0)	(0)	(0)	(0)	(0)	(0)	(0)	(0)	(0)	(5)	(1000)
MICHO	2	92	382	689	891	1013	1083	1102	1108	1108	1108	1108	1108	1108	1108	1108	1108	1108	5	1103
(0.1%)	(2)	(83)	(345)	(622)	(804)	(914)	(977)	(995)	(1000)	(1000)	(1000)	(1000)	(1000)	(1000)	(1000)	(1000)	(1000)	(1000)	(5)	(1000)
TOTAL	2	90	290	307	202	122	70	19	6	0	0	0	0	0	0	0	0	0	1108	1108
(0.1%)	(2)	(81)	(262)	(277)	(182)	(110)	(63)	(17)	(5)	(0)	(0)	(0)	(0)	(0)	(0)	(0)	(0)	(0)	(1000)	(1000)
MICHO	2	92	382	689	891	1013	1083	1102	1108	1108	1108	1108	1108	1108	1108	1108	1108	1108	1108	1108
(0.1%)	(2)	(83)	(345)	(622)	(804)	(914)	(977)	(995)	(1000)	(1000)	(1000)	(1000)	(1000)	(1000)	(1000)	(1000)	(1000)	(1000)	(1000)	(1000)

付表－5.5 e　金沢港　日平均有義波の波高・周期別度数分布表（通年）

KANAZAWA　KISYU USW NEN HYO　70- 1 - 84- 12　DOSUU BUNPU HYO　H3 T3

H \ T	SEION	3- 4	4- 5	5- 6	6- 7	7- 8	8- 9	9-10	10-11	11-12	12-13	13-14	14-15	15-16	16-17	17-18	18-19	19-	TOTAL	HICHO
SEION	55	161	105	9	0	0	0	0	0	0	0	0	0	0	0	0	0	0	330 (75)	330 (75)
0.25- 0.50	6	361	472	133	13	1	0	0	0	0	0	0	0	0	0	0	0	0	986 (223)	1316 (298)
0.50- 0.75	0	51	352	249	59	5	0	0	0	0	0	0	0	0	0	0	0	0	716 (162)	2032 (460)
0.75- 1.00	0	2	117	255	128	13	2	0	0	0	0	0	0	0	0	0	0	0	517 (117)	2549 (577)
1.00- 1.25	0	0	25	190	148	26	0	0	0	0	0	0	0	0	0	0	0	0	389 (88)	2938 (665)
1.25- 1.50	0	0	1	93	146	72	1	0	0	0	0	0	0	0	0	0	0	0	313 (71)	3251 (736)
1.50- 1.75	0	0	0	33	122	72	10	0	0	0	0	0	0	0	0	0	0	0	237 (54)	3488 (790)
1.75- 2.00	0	0	0	6	89	93	16	2	0	0	0	0	0	0	0	0	0	0	206 (47)	3694 (836)
2.00- 2.50	0	0	0	2	74	165	51	1	0	0	0	0	0	0	0	0	0	0	293 (66)	3987 (903)
2.50- 3.00	0	0	0	0	7	95	62	6	0	0	0	0	0	0	0	0	0	0	170 (38)	4157 (941)
3.00- 3.50	0	0	0	0	0	34	64	12	1	0	0	0	0	0	0	0	0	0	111 (25)	4268 (966)
3.50- 4.00	0	0	0	0	0	1	50	21	1	1	0	0	0	0	0	0	0	0	74 (17)	4342 (983)
4.00- 4.50	0	0	0	0	0	0	11	20	2	1	0	0	0	0	0	0	0	0	34 (8)	4376 (991)
4.50- 5.00	0	0	0	0	0	0	3	11	5	1	0	0	0	0	0	0	0	0	20 (5)	4396 (995)
5.00- 5.50	0	0	0	0	0	1	0	8	3	1	0	0	0	0	0	0	0	0	13 (3)	4409 (998)
5.50- 6.00	0	0	0	0	0	0	0	1	7	0	0	0	0	0	0	0	0	0	8 (2)	4417 (1000)
6.00- 6.50	0	0	0	0	0	0	0	0	0	0	0	0	0	0	0	0	0	0	0 (0)	4417 (1000)
6.50- 7.00	0	0	0	0	0	0	0	0	0	0	0	0	0	0	0	0	0	0	0 (0)	4417 (1000)
7.00- 8.00	0	0	0	0	0	0	0	0	0	0	0	0	0	0	0	0	0	0	0 (0)	4417 (1000)
8.00- 9.00	0	0	0	0	0	0	0	0	0	0	0	0	0	0	0	0	0	0	0 (0)	4417 (1000)
9.00-10.00	0	0	0	0	0	0	0	0	0	0	0	0	0	0	0	0	0	0	0 (0)	4417 (1000)
10.00-11.00	0	0	0	0	0	0	0	0	0	0	0	0	0	0	0	0	0	0	0 (0)	4417 (1000)
11.00-12.00	0	0	0	0	0	0	0	0	0	0	0	0	0	0	0	0	0	0	0 (0)	4417 (1000)
12.00-	0	0	0	0	0	0	0	0	0	0	0	0	0	0	0	0	0	0	0 (0)	4417 (1000)
TOTAL	61	575	1072	970	786	578	270	82	19	4	0	0	0	0	0	0	0	0	4417	4417
(0.1%)	(14)	(130)	(243)	(220)	(178)	(131)	(61)	(19)	(4)	(1)	(0)	(0)	(0)	(0)	(0)	(0)	(0)	(0)	(1000)	(1000)
HICHO	61	636	1708	2678	3464	4042	4312	4394	4413	4417	4417	4417	4417	4417	4417	4417	4417	4417	4417	4417
(0.1%)	(14)	(144)	(387)	(606)	(784)	(915)	(976)	(995)	(999)	(1000)	(1000)	(1000)	(1000)	(1000)	(1000)	(1000)	(1000)	(1000)	(1000)	(1000)

付表－5.5 f　金沢港　日平均有義波の波高・周期別出現率表（通年）

KANAZAWA　KISYU USW NEN HYO　70- 1 - 84- 12　RITU BUNPU HYO　H3 T3

H \ T	SEION	3- 4	4- 5	5- 6	6- 7	7- 8	8- 9	9-10	10-11	11-12	12-13	13-14	14-15	15-16	16-17	17-18	18-19	19-	TOTAL	HICHO
SEION	1.2	3.6	2.4	0.2	0.	0.	0.	0.	0.	0.	0.	0.	0.	0.	0.	0.	0.	0.	7.5 (330)	7.5 (330)
0.25- 0.50	0.1	8.2	10.7	3.0	0.3	0.0	0.	0.	0.	0.	0.	0.	0.	0.	0.	0.	0.	0.	22.3 (986)	29.8 (1316)
0.50- 0.75	0.	1.2	8.0	5.6	1.3	0.1	0.	0.	0.	0.	0.	0.	0.	0.	0.	0.	0.	0.	16.2 (716)	46.0 (2032)
0.75- 1.00	0.	0.0	2.6	5.8	2.9	0.3	0.0	0.	0.	0.	0.	0.	0.	0.	0.	0.	0.	0.	11.7 (517)	57.7 (2549)
1.00- 1.25	0.	0.	0.6	4.3	3.4	0.6	0.	0.	0.	0.	0.	0.	0.	0.	0.	0.	0.	0.	8.8 (389)	66.5 (2938)
1.25- 1.50	0.	0.	0.0	2.1	3.3	1.6	0.0	0.	0.	0.	0.	0.	0.	0.	0.	0.	0.	0.	7.1 (313)	73.6 (3251)
1.50- 1.75	0.	0.	0.	0.7	2.8	1.6	0.2	0.	0.	0.	0.	0.	0.	0.	0.	0.	0.	0.	5.4 (237)	79.0 (3488)
1.75- 2.00	0.	0.	0.	0.1	2.0	2.1	0.4	0.0	0.	0.	0.	0.	0.	0.	0.	0.	0.	0.	4.7 (206)	83.6 (3694)
2.00- 2.50	0.	0.	0.	0.0	1.7	3.7	1.2	0.0	0.	0.	0.	0.	0.	0.	0.	0.	0.	0.	6.6 (293)	90.3 (3987)
2.50- 3.00	0.	0.	0.	0.	0.2	2.2	1.4	0.1	0.	0.	0.	0.	0.	0.	0.	0.	0.	0.	3.8 (170)	94.1 (4157)
3.00- 3.50	0.	0.	0.	0.	0.	0.8	1.4	0.3	0.0	0.	0.	0.	0.	0.	0.	0.	0.	0.	2.5 (111)	96.6 (4268)
3.50- 4.00	0.	0.	0.	0.	0.	0.0	1.1	0.5	0.0	0.0	0.	0.	0.	0.	0.	0.	0.	0.	1.7 (74)	98.3 (4342)
4.00- 4.50	0.	0.	0.	0.	0.	0.	0.2	0.5	0.0	0.0	0.	0.	0.	0.	0.	0.	0.	0.	0.8 (34)	99.1 (4376)
4.50- 5.00	0.	0.	0.	0.	0.	0.	0.1	0.2	0.1	0.0	0.	0.	0.	0.	0.	0.	0.	0.	0.5 (20)	99.5 (4396)
5.00- 5.50	0.	0.	0.	0.	0.	0.0	0.	0.2	0.1	0.0	0.	0.	0.	0.	0.	0.	0.	0.	0.3 (13)	99.8 (4409)
5.50- 6.00	0.	0.	0.	0.	0.	0.	0.	0.0	0.2	0.	0.	0.	0.	0.	0.	0.	0.	0.	0.2 (8)	100.0 (4417)
6.00- 6.50	0.	0.	0.	0.	0.	0.	0.	0.	0.	0.	0.	0.	0.	0.	0.	0.	0.	0.	0. (0)	100.0 (4417)
6.50- 7.00	0.	0.	0.	0.	0.	0.	0.	0.	0.	0.	0.	0.	0.	0.	0.	0.	0.	0.	0. (0)	100.0 (4417)
7.00- 8.00	0.	0.	0.	0.	0.	0.	0.	0.	0.	0.	0.	0.	0.	0.	0.	0.	0.	0.	0. (0)	100.0 (4417)
8.00- 9.00	0.	0.	0.	0.	0.	0.	0.	0.	0.	0.	0.	0.	0.	0.	0.	0.	0.	0.	0. (0)	100.0 (4417)
9.00-10.00	0.	0.	0.	0.	0.	0.	0.	0.	0.	0.	0.	0.	0.	0.	0.	0.	0.	0.	0. (0)	100.0 (4417)
10.00-11.00	0.	0.	0.	0.	0.	0.	0.	0.	0.	0.	0.	0.	0.	0.	0.	0.	0.	0.	0. (0)	100.0 (4417)
11.00-12.00	0.	0.	0.	0.	0.	0.	0.	0.	0.	0.	0.	0.	0.	0.	0.	0.	0.	0.	0. (0)	100.0 (4417)
12.00-	0.	0.	0.	0.	0.	0.	0.	0.	0.	0.	0.	0.	0.	0.	0.	0.	0.	0.	0. (0)	100.0 (4417)
TOTAL	1.4	13.0	24.3	22.0	17.8	13.1	6.1	1.9	0.4	0.1	0.	0.	0.	0.	0.	0.	0.	0.	100.0	100.0
	61	575	1072	970	786	578	270	82	19	4	0	0	0	0	0	0	0	0	4417	4417
HICHO	1.4	14.4	38.7	60.6	78.4	91.5	97.6	99.5	99.9	100.0	100.0	100.0	100.0	100.0	100.0	100.0	100.0	100.0	100.0	100.0
	61	636	1708	2678	3464	4042	4312	4394	4413	4417	4417	4417	4417	4417	4417	4417	4417	4417	4417	4417

付表－5.6 a　福井港　日平均有義波の波高・周期別度数分布表（冬季）

FUKUI　　KISYU　　KI HYO　　80- 84　12- 2　　DOSUU BUNPU HYO

H \ T	SEION	3- 4	4- 5	5- 6	6- 7	7- 8	8- 9	9-10	10-11	11-12	12-13	13-14	14-15	15-16	16-17	17-18	18-19	19-	H3	T3 TOTAL	MICHO
SEION	0	0	0	0	0	0	0	0	0	0	0	0	0	0	0	0	0	0	0	0	0
0.25- 0.50	0	1	2	0	0	0	0	0	0	0	0	0	0	0	0	0	0	0	0	0	0
0.50- 0.75	0	0	1	3	4	0	0	0	0	0	0	0	0	0	0	0	0	0	0	3	3
0.75- 1.00	0	0	0	14	9	0	0	0	0	0	0	0	0	0	0	0	0	0	0	8	11
1.00- 1.25	0	0	1	7	13	3	0	0	0	0	0	0	0	0	0	0	0	0	0	23	34
1.25- 1.50	0	0	0	10	15	9	0	0	0	0	0	0	0	0	0	0	0	0	0	24	58
1.50- 1.75	0	0	0	2	18	6	0	0	0	0	0	0	0	0	0	0	0	0	0	34	92
1.75- 2.00	0	0	0	2	13	6	1	0	0	0	0	0	0	0	0	0	0	0	0	26	118
2.00- 2.50	0	0	0	0	12	15	4	1	0	0	0	0	0	0	0	0	0	0	0	22	140
2.50- 3.00	0	0	0	0	2	20	5	0	0	0	0	0	0	0	0	0	0	0	0	32	172
3.00- 3.50	0	0	0	0	0	14	6	0	0	0	0	0	0	0	0	0	0	0	0	27	199
3.50- 4.00	0	0	0	0	0	2	5	2	0	0	0	0	0	0	0	0	0	0	0	20	219
4.00- 4.50	0	0	0	0	0	0	4	1	0	0	0	0	0	0	0	0	0	0	0	9	228
4.50- 5.00	0	0	0	0	0	0	0	2	0	0	0	0	0	0	0	0	0	0	0	5	233
5.00- 5.50	0	0	0	0	0	0	0	2	0	0	0	0	0	0	0	0	0	0	0	2	235
5.50- 6.00	0	0	0	0	0	0	0	0	1	0	0	0	0	0	0	0	0	0	0	1	238
6.00- 6.50	0	0	0	0	0	0	0	0	0	0	0	0	0	0	0	0	0	0	0	0	238
6.50- 7.00	0	0	0	0	0	0	0	0	0	0	0	0	0	0	0	0	0	0	0	0	238
7.00- 8.00	0	0	0	0	0	0	0	0	0	0	0	0	0	0	0	0	0	0	0	0	238
8.00- 9.00	0	0	0	0	0	0	0	0	0	0	0	0	0	0	0	0	0	0	0	0	238
9.00-10.00	0	0	0	0	0	0	0	0	0	0	0	0	0	0	0	0	0	0	0	0	238
10.00-11.00	0	0	0	0	0	0	0	0	0	0	0	0	0	0	0	0	0	0	0	0	238
11.00-12.00	0	0	0	0	0	0	0	0	0	0	0	0	0	0	0	0	0	0	0	0	238
12.00-	0	0	0	0	0	0	0	0	0	0	0	0	0	0	0	0	0	0	0	0	238
TOTAL	0	1	4	38	86	75	25	8	1	0	0	0	0	0	0	0	0	0	0	238	238
(0.1%)	(0)	(4)	(17)	(160)	(361)	(315)	(105)	(34)	(4)	(0)	(0)	(0)	(0)	(0)	(0)	(0)	(0)	(0)	(0)	(1000)	(1000)
MICHO	0	1	5	43	129	204	229	237	238	238	238	238	238	238	238	238	238	238	238	238	238
(0.1%)	(0)	(4)	(21)	(181)	(542)	(857)	(962)	(996)	(1000)	(1000)	(1000)	(1000)	(1000)	(1000)	(1000)	(1000)	(1000)	(1000)	(1000)	(1000)	(1000)

付表－5.6 b　福井港　日平均有義波の波高・周期別度数分布表（春季）

FUKUI　　KISYU　　KI HYO　　81- 84　3- 5　　DOSUU BUNPU HYO

H \ T	SEION	3- 4	4- 5	5- 6	6- 7	7- 8	8- 9	9-10	10-11	11-12	12-13	13-14	14-15	15-16	16-17	17-18	18-19	19-	H3	T3 TOTAL	MICHO
SEION	4	23	3	0	0	0	0	0	0	0	0	0	0	0	0	0	0	0	0	30	30
0.25- 0.50	4	31	43	13	3	0	0	0	0	0	0	0	0	0	0	0	0	0	0	95	95
0.50- 0.75	0	3	36	23	7	0	0	0	0	0	0	0	0	0	0	0	0	0	0	94	124
0.75- 1.00	0	0	12	18	13	0	0	0	0	0	0	0	0	0	0	0	0	0	0	43	236
1.00- 1.25	0	0	2	12	3	1	0	0	0	0	0	0	0	0	0	0	0	0	0	18	254
1.25- 1.50	0	0	1	7	9	2	0	0	0	0	0	0	0	0	0	0	0	0	0	19	273
1.50- 1.75	0	0	0	4	8	2	0	0	0	0	0	0	0	0	0	0	0	0	0	14	287
1.75- 2.00	0	0	0	0	7	6	0	0	0	0	0	0	0	0	0	0	0	0	0	13	300
2.00- 2.50	0	0	0	0	4	3	1	0	0	0	0	0	0	0	0	0	0	0	0	8	308
2.50- 3.00	0	0	0	0	1	2	0	0	0	0	0	0	0	0	0	0	0	0	0	3	311
3.00- 3.50	0	0	0	0	0	2	0	0	0	0	0	0	0	0	0	0	0	0	0	2	313
3.50- 4.00	0	0	0	0	0	0	2	0	0	0	0	0	0	0	0	0	0	0	0	2	315
4.00- 4.50	0	0	0	0	0	0	0	0	0	0	0	0	0	0	0	0	0	0	0	0	315
4.50- 5.00	0	0	0	0	0	0	0	0	0	0	0	0	0	0	0	0	0	0	0	0	315
5.00- 5.50	0	0	0	0	0	0	0	0	0	0	0	0	0	0	0	0	0	0	0	0	315
5.50- 6.00	0	0	0	0	0	0	0	0	0	0	0	0	0	0	0	0	0	0	0	0	315
6.00- 6.50	0	0	0	0	0	0	0	0	0	0	0	0	0	0	0	0	0	0	0	0	315
6.50- 7.00	0	0	0	0	0	0	0	0	0	0	0	0	0	0	0	0	0	0	0	0	315
7.00- 8.00	0	0	0	0	0	0	0	0	0	0	0	0	0	0	0	0	0	0	0	0	315
8.00- 9.00	0	0	0	0	0	0	0	0	0	0	0	0	0	0	0	0	0	0	0	0	315
9.00-10.00	0	0	0	0	0	0	0	0	0	0	0	0	0	0	0	0	0	0	0	0	315
10.00-11.00	0	0	0	0	0	0	0	0	0	0	0	0	0	0	0	0	0	0	0	0	315
11.00-12.00	0	0	0	0	0	0	0	0	0	0	0	0	0	0	0	0	0	0	0	0	315
12.00-	0	0	0	0	0	0	0	0	0	0	0	0	0	0	0	0	0	0	0	0	315
TOTAL	8	57	97	77	55	18	3	0	0	0	0	0	0	0	0	0	0	0	0	315	315
(0.1%)	(25)	(181)	(308)	(244)	(175)	(57)	(10)	(0)	(0)	(0)	(0)	(0)	(0)	(0)	(0)	(0)	(0)	(0)	(0)	(1000)	(1000)
MICHO	8	65	162	239	294	312	315	315	315	315	315	315	315	315	315	315	315	315	315	315	315
(0.1%)	(25)	(206)	(514)	(759)	(933)	(990)	(1000)	(1000)	(1000)	(1000)	(1000)	(1000)	(1000)	(1000)	(1000)	(1000)	(1000)	(1000)	(1000)	(1000)	(1000)

付表－5.6 c　福井港　日平均有義波の波高・周期別度数分布表（夏季）

FUKUI　KISYU　USW　KI HYO　81- 84　6- 8　DOSUU BUNPU HYO　H3 T3

H \ T	SEION	3- 4	4- 5	5- 6	6- 7	7- 8	8- 9	9-10	10-11	11-12	12-13	13-14	14-15	15-16	16-17	17-18	18-19	19-	TOTAL	MICHO
SEION	15	76	13	1	1	0	0	0	0	0	0	0	0	0	0	0	0	0	106 (289)	106 (289)
0.25- 0.50	7	57	72	14	2	0	0	0	0	0	0	0	0	0	0	0	0	0	152 (414)	258 (703)
0.50- 0.75	0	2	27	19	9	0	0	0	0	0	0	0	0	0	0	0	0	0	57 (155)	315 (858)
0.75- 1.00	0	0	4	18	5	0	0	0	0	0	0	0	0	0	0	0	0	0	27 (74)	342 (932)
1.00- 1.25	0	0	2	10	2	1	0	0	0	0	0	0	0	0	0	0	0	0	15 (41)	357 (973)
1.25- 1.50	0	0	0	0	1	1	1	0	0	0	0	0	0	0	0	0	0	0	3 (8)	360 (981)
1.50- 1.75	0	0	0	1	1	0	0	0	0	0	0	0	0	0	0	0	0	0	2 (5)	362 (986)
1.75- 2.00	0	0	0	1	2	1	0	0	0	0	0	0	0	0	0	0	0	0	4 (11)	366 (997)
2.00- 2.50	0	0	0	0	0	0	0	0	0	0	0	0	0	0	0	0	0	0	0 (0)	366 (997)
2.50- 3.00	0	0	0	0	0	0	0	1	0	0	0	0	0	0	0	0	0	0	1 (3)	367 (1000)
3.00- 3.50	0	0	0	0	0	0	0	0	0	0	0	0	0	0	0	0	0	0	0 (0)	367 (1000)
3.50- 4.00	0	0	0	0	0	0	0	0	0	0	0	0	0	0	0	0	0	0	0 (0)	367 (1000)
4.00- 4.50	0	0	0	0	0	0	0	0	0	0	0	0	0	0	0	0	0	0	0 (0)	367 (1000)
4.50- 5.00	0	0	0	0	0	0	0	0	0	0	0	0	0	0	0	0	0	0	0 (0)	367 (1000)
5.00- 5.50	0	0	0	0	0	0	0	0	0	0	0	0	0	0	0	0	0	0	0 (0)	367 (1000)
5.50- 6.00	0	0	0	0	0	0	0	0	0	0	0	0	0	0	0	0	0	0	0 (0)	367 (1000)
6.00- 6.50	0	0	0	0	0	0	0	0	0	0	0	0	0	0	0	0	0	0	0 (0)	367 (1000)
6.50- 7.00	0	0	0	0	0	0	0	0	0	0	0	0	0	0	0	0	0	0	0 (0)	367 (1000)
7.00- 8.00	0	0	0	0	0	0	0	0	0	0	0	0	0	0	0	0	0	0	0 (0)	367 (1000)
8.00- 9.00	0	0	0	0	0	0	0	0	0	0	0	0	0	0	0	0	0	0	0 (0)	367 (1000)
9.00-10.00	0	0	0	0	0	0	0	0	0	0	0	0	0	0	0	0	0	0	0 (0)	367 (1000)
10.00-11.00	0	0	0	0	0	0	0	0	0	0	0	0	0	0	0	0	0	0	0 (0)	367 (1000)
11.00-12.00	0	0	0	0	0	0	0	0	0	0	0	0	0	0	0	0	0	0	0 (0)	367 (1000)
12.00-	0	0	0	0	0	0	0	0	0	0	0	0	0	0	0	0	0	0	0 (0)	367 (1000)
TOTAL	22	135	118	64	23	3	1	1	0	0	0	0	0	0	0	0	0	0	367	367
(0.1%)	(60)	(368)	(322)	(174)	(63)	(8)	(3)	(3)	(0)	(0)	(0)	(0)	(0)	(0)	(0)	(0)	(0)	(0)	(1000)	(1000)
MICHO	22	157	275	339	362	365	366	367	367	367	367	367	367	367	367	367	367	367	367	367
(0.1%)	(60)	(428)	(749)	(924)	(986)	(995)	(997)	(1000)	(1000)	(1000)	(1000)	(1000)	(1000)	(1000)	(1000)	(1000)	(1000)	(1000)	(1000)	(1000)

付表－5.6 d　福井港　日平均有義波の波高・周期別度数分布表（秋季）

FUKUI　KISYU　USW　KI HYO　80- 84　9- 11　DOSUU BUNPU HYO　H3 T3

H \ T	SEION	3- 4	4- 5	5- 6	6- 7	7- 8	8- 9	9-10	10-11	11-12	12-13	13-14	14-15	15-16	16-17	17-18	18-19	19-	TOTAL	MICHO
SEION	1	17	5	0	0	0	0	0	0	0	0	0	0	0	0	0	0	0	23 (57)	23 (57)
0.25- 0.50	3	24	48	8	1	0	0	0	0	0	0	0	0	0	0	0	0	0	84 (207)	107 (264)
0.50- 0.75	0	4	23	37	8	0	0	0	0	0	0	0	0	0	0	0	0	0	72 (178)	179 (442)
0.75- 1.00	0	0	9	33	15	2	1	0	0	0	0	0	0	0	0	0	0	0	60 (148)	239 (590)
1.00- 1.25	0	0	1	23	18	4	0	0	0	0	0	0	0	0	0	0	0	0	46 (114)	285 (704)
1.25- 1.50	0	0	0	13	20	7	0	0	0	0	0	0	0	0	0	0	0	0	40 (99)	325 (802)
1.50- 1.75	0	0	0	3	10	14	2	0	0	0	0	0	0	0	0	0	0	0	29 (72)	354 (874)
1.75- 2.00	0	0	0	1	5	6	2	0	0	0	0	0	0	0	0	0	0	0	14 (35)	368 (909)
2.00- 2.50	0	0	0	2	6	8	2	0	0	0	0	0	0	0	0	0	0	0	18 (44)	386 (953)
2.50- 3.00	0	0	0	0	1	4	2	1	0	0	0	0	0	0	0	0	0	0	8 (20)	394 (973)
3.00- 3.50	0	0	0	0	0	1	2	1	0	0	0	0	0	0	0	0	0	0	4 (10)	398 (983)
3.50- 4.00	0	0	0	0	0	1	1	1	0	0	0	0	0	0	0	0	0	0	3 (7)	401 (990)
4.00- 4.50	0	0	0	0	0	0	0	0	0	0	0	0	0	0	0	0	0	0	0 (0)	401 (990)
4.50- 5.00	0	0	0	0	0	0	1	2	0	0	0	0	0	0	0	0	0	0	3 (7)	404 (998)
5.00- 5.50	0	0	0	0	0	0	0	0	0	0	0	0	0	0	0	0	0	0	0 (0)	404 (998)
5.50- 6.00	0	0	0	0	0	0	0	0	0	0	0	0	0	0	0	0	0	0	0 (0)	404 (998)
6.00- 6.50	0	0	0	0	0	0	0	0	1	0	0	0	0	0	0	0	0	0	1 (2)	405 (1000)
6.50- 7.00	0	0	0	0	0	0	0	0	0	0	0	0	0	0	0	0	0	0	0 (0)	405 (1000)
7.00- 8.00	0	0	0	0	0	0	0	0	0	0	0	0	0	0	0	0	0	0	0 (0)	405 (1000)
8.00- 9.00	0	0	0	0	0	0	0	0	0	0	0	0	0	0	0	0	0	0	0 (0)	405 (1000)
9.00-10.00	0	0	0	0	0	0	0	0	0	0	0	0	0	0	0	0	0	0	0 (0)	405 (1000)
10.00-11.00	0	0	0	0	0	0	0	0	0	0	0	0	0	0	0	0	0	0	0 (0)	405 (1000)
11.00-12.00	0	0	0	0	0	0	0	0	0	0	0	0	0	0	0	0	0	0	0 (0)	405 (1000)
12.00-	0	0	0	0	0	0	0	0	0	0	0	0	0	0	0	0	0	0	0 (0)	405 (1000)
TOTAL	4	45	86	120	84	47	13	5	1	0	0	0	0	0	0	0	0	0	405	405
(0.1%)	(10)	(111)	(212)	(296)	(207)	(116)	(32)	(12)	(2)	(0)	(0)	(0)	(0)	(0)	(0)	(0)	(0)	(0)	(1000)	(1000)
MICHO	4	49	135	255	339	386	399	404	405	405	405	405	405	405	405	405	405	405	405	405
(0.1%)	(10)	(121)	(333)	(630)	(837)	(953)	(985)	(998)	(1000)	(1000)	(1000)	(1000)	(1000)	(1000)	(1000)	(1000)	(1000)	(1000)	(1000)	(1000)

付表－5.6 e　福井港　日平均有義波の波高・周期別度数分布表（通年）

FUKUI　　KISYU USU HEN HYO　　80- 9 - 84- 12　　DOSUU BUNPU HYO

H \ T	SEION	3- 4	4- 5	5- 6	6- 7	7- 8	8- 9	9-10	10-11	11-12	12-13	13-14	14-15	15-16	16-17	17-18	18-19	19-	H3 TOTAL	T3 MICHO
SEION	20	116	21	1	1	0	0	0	0	0	0	0	0	0	0	0	0	0	159 (117)	159 (117)
0.25- 0.50	14	113	166	36	6	0	0	0	0	0	0	0	0	0	0	0	0	0	335 (247)	494 (364)
0.50- 0.75	0	9	88	83	28	0	0	0	0	0	0	0	0	0	0	0	0	0	208 (153)	702 (518)
0.75- 1.00	0	0	25	84	44	2	1	0	0	0	0	0	0	0	0	0	0	0	156 (115)	858 (633)
1.00- 1.25	0	0	6	55	37	9	0	0	0	0	0	0	0	0	0	0	0	0	107 (79)	965 (712)
1.25- 1.50	0	0	1	31	45	20	1	0	0	0	0	0	0	0	0	0	0	0	98 (72)	1063 (784)
1.50- 1.75	0	0	0	10	37	23	2	0	0	0	0	0	0	0	0	0	0	0	72 (53)	1135 (837)
1.75- 2.00	0	0	0	4	28	21	3	0	0	0	0	0	0	0	0	0	0	0	56 (41)	1191 (878)
2.00- 2.50	0	0	0	2	23	28	7	1	0	0	0	0	0	0	0	0	0	0	61 (45)	1252 (923)
2.50- 3.00	0	0	0	0	5	32	8	2	0	0	0	0	0	0	0	0	0	0	47 (35)	1299 (958)
3.00- 3.50	0	0	0	0	0	18	8	1	0	0	0	0	0	0	0	0	0	0	27 (20)	1326 (978)
3.50- 4.00	0	0	0	0	0	3	10	3	0	0	0	0	0	0	0	0	0	0	16 (12)	1342 (990)
4.00- 4.50	0	0	0	0	0	0	4	1	0	0	0	0	0	0	0	0	0	0	5 (4)	1347 (993)
4.50- 5.00	0	0	0	0	0	0	1	4	0	0	0	0	0	0	0	0	0	0	5 (4)	1352 (997)
5.00- 5.50	0	0	0	0	0	0	0	2	0	0	0	0	0	0	0	0	0	0	2 (1)	1354 (999)
5.50- 6.00	0	0	0	0	0	0	0	0	1	0	0	0	0	0	0	0	0	0	1 (1)	1355 (999)
6.00- 6.50	0	0	0	0	0	0	0	0	1	0	0	0	0	0	0	0	0	0	1 (1)	1356 (1000)
6.50- 7.00	0	0	0	0	0	0	0	0	0	0	0	0	0	0	0	0	0	0	0 (0)	1356 (1000)
7.00- 8.00	0	0	0	0	0	0	0	0	0	0	0	0	0	0	0	0	0	0	0 (0)	1356 (1000)
8.00- 9.00	0	0	0	0	0	0	0	0	0	0	0	0	0	0	0	0	0	0	0 (0)	1356 (1000)
9.00-10.00	0	0	0	0	0	0	0	0	0	0	0	0	0	0	0	0	0	0	0 (0)	1356 (1000)
10.00-11.00	0	0	0	0	0	0	0	0	0	0	0	0	0	0	0	0	0	0	0 (0)	1356 (1000)
11.00-12.00	0	0	0	0	0	0	0	0	0	0	0	0	0	0	0	0	0	0	0 (0)	1356 (1000)
12.00-	0	0	0	0	0	0	0	0	0	0	0	0	0	0	0	0	0	0	0 (0)	1356 (1000)
TOTAL	34	238	307	306	254	156	45	14	2	0	0	0	0	0	0	0	0	0	1356	1356
(0.1%)	25	176	226	226	187	115	33	10	1	0	0	0	0	0	0	0	0	0	1000	1000
MICHO	34	272	579	885	1139	1295	1340	1354	1356	1356	1356	1356	1356	1356	1356	1356	1356	1356	1356	1356
(0.1%)	25	201	427	653	840	955	988	999	1000	1000	1000	1000	1000	1000	1000	1000	1000	1000	1000	1000

付表－5.6 f　福井港　日平均有義波の波高・周期別出現率表（通年）

FUKUI　　KISYU USU HEN HYO　　80- 9 - 84- 12　　RITU BUNPU HYO

H \ T	SEION	3- 4	4- 5	5- 6	6- 7	7- 8	8- 9	9-10	10-11	11-12	12-13	13-14	14-15	15-16	16-17	17-18	18-19	19-	H3 TOTAL	T3 MICHO
SEION	1.5	8.6	1.5	0.1	0.1	0.	0.	0.	0.	0.	0.	0.	0.	0.	0.	0.	0.	0.	11.7 (159)	11.7 (159)
0.25- 0.50	1.0	8.3	12.2	2.7	0.4	0.	0.	0.	0.	0.	0.	0.	0.	0.	0.	0.	0.	0.	24.7 (335)	36.4 (494)
0.50- 0.75	0.	0.7	6.5	6.1	2.1	0.	0.	0.	0.	0.	0.	0.	0.	0.	0.	0.	0.	0.	15.3 (208)	51.8 (702)
0.75- 1.00	0.	0.	1.8	6.2	3.2	0.1	0.1	0.	0.	0.	0.	0.	0.	0.	0.	0.	0.	0.	11.5 (156)	63.3 (858)
1.00- 1.25	0.	0.	0.4	4.1	2.7	0.7	0.	0.	0.	0.	0.	0.	0.	0.	0.	0.	0.	0.	7.9 (107)	71.2 (965)
1.25- 1.50	0.	0.	0.1	2.3	3.3	1.5	0.1	0.	0.	0.	0.	0.	0.	0.	0.	0.	0.	0.	7.2 (98)	78.4 (1063)
1.50- 1.75	0.	0.	0.	0.7	2.7	1.7	0.1	0.	0.	0.	0.	0.	0.	0.	0.	0.	0.	0.	5.3 (72)	83.7 (1135)
1.75- 2.00	0.	0.	0.	0.3	2.1	1.5	0.2	0.	0.	0.	0.	0.	0.	0.	0.	0.	0.	0.	4.1 (56)	87.8 (1191)
2.00- 2.50	0.	0.	0.	0.1	1.7	2.1	0.5	0.1	0.	0.	0.	0.	0.	0.	0.	0.	0.	0.	4.5 (61)	92.3 (1252)
2.50- 3.00	0.	0.	0.	0.	0.4	2.4	0.6	0.1	0.	0.	0.	0.	0.	0.	0.	0.	0.	0.	3.5 (47)	95.8 (1299)
3.00- 3.50	0.	0.	0.	0.	0.	1.3	0.6	0.1	0.	0.	0.	0.	0.	0.	0.	0.	0.	0.	2.0 (27)	97.8 (1326)
3.50- 4.00	0.	0.	0.	0.	0.	0.2	0.7	0.2	0.	0.	0.	0.	0.	0.	0.	0.	0.	0.	1.2 (16)	99.0 (1342)
4.00- 4.50	0.	0.	0.	0.	0.	0.	0.3	0.1	0.	0.	0.	0.	0.	0.	0.	0.	0.	0.	0.4 (5)	99.3 (1347)
4.50- 5.00	0.	0.	0.	0.	0.	0.	0.1	0.3	0.	0.	0.	0.	0.	0.	0.	0.	0.	0.	0.4 (5)	99.7 (1352)
5.00- 5.50	0.	0.	0.	0.	0.	0.	0.	0.1	0.	0.	0.	0.	0.	0.	0.	0.	0.	0.	0.1 (2)	99.9 (1354)
5.50- 6.00	0.	0.	0.	0.	0.	0.	0.	0.	0.1	0.	0.	0.	0.	0.	0.	0.	0.	0.	0.1 (1)	99.9 (1355)
6.00- 6.50	0.	0.	0.	0.	0.	0.	0.	0.	0.1	0.	0.	0.	0.	0.	0.	0.	0.	0.	0.1 (1)	100.0 (1356)
6.50- 7.00	0.	0.	0.	0.	0.	0.	0.	0.	0.	0.	0.	0.	0.	0.	0.	0.	0.	0.	0. (0)	100.0 (1356)
7.00- 8.00	0.	0.	0.	0.	0.	0.	0.	0.	0.	0.	0.	0.	0.	0.	0.	0.	0.	0.	0. (0)	100.0 (1356)
8.00- 9.00	0.	0.	0.	0.	0.	0.	0.	0.	0.	0.	0.	0.	0.	0.	0.	0.	0.	0.	0. (0)	100.0 (1356)
9.00-10.00	0.	0.	0.	0.	0.	0.	0.	0.	0.	0.	0.	0.	0.	0.	0.	0.	0.	0.	0. (0)	100.0 (1356)
10.00-11.00	0.	0.	0.	0.	0.	0.	0.	0.	0.	0.	0.	0.	0.	0.	0.	0.	0.	0.	0. (0)	100.0 (1356)
11.00-12.00	0.	0.	0.	0.	0.	0.	0.	0.	0.	0.	0.	0.	0.	0.	0.	0.	0.	0.	0. (0)	100.0 (1356)
12.00-	0.	0.	0.	0.	0.	0.	0.	0.	0.	0.	0.	0.	0.	0.	0.	0.	0.	0.	0. (0)	100.0 (1356)
TOTAL	2.5	17.6	22.6	22.6	18.7	11.5	3.3	1.0	0.1	0.	0.	0.	0.	0.	0.	0.	0.	0.	100.0	100.0
	34	238	307	306	254	156	45	14	2	0	0	0	0	0	0	0	0	0	1356	1356
MICHO	2.5	20.1	42.7	65.3	84.0	95.5	98.8	99.9	100.0	100.0	100.0	100.0	100.0	100.0	100.0	100.0	100.0	100.0	100.0	100.0
	34	272	579	885	1139	1295	1340	1354	1356	1356	1356	1356	1356	1356	1356	1356	1356	1356	1356	1356

付表－5.7 a　深浦港　日平均有義波の波高・周期別度数分布表（冬季）

FUKAURA　　KISYU　USW　KI　HYO　79- 84　12- 2　DOSUU BUNPU HYO　H3　T3

H \ T	SEION	3- 4	4- 5	5- 6	6- 7	7- 8	8- 9	9-10	10-11	11-12	12-13	13-14	14-15	15-16	16-17	17-18	18-19	19-	TOTAL	HICHO
SEION	0	0	0	0	0	0	0	0	0	0	0	0	0	0	0	0	0	0	0 (0)	0 (0)
0.25- 0.50	0	0	1	3	0	0	0	0	0	0	0	0	0	0	0	0	0	0	4 (12)	4 (12)
0.50- 0.75	0	0	8	8	0	0	0	0	0	0	0	0	0	0	0	0	0	0	16 (48)	20 (60)
0.75- 1.00	0	0	5	20	3	0	0	0	0	0	0	0	0	0	0	0	0	0	28 (84)	48 (144)
1.00- 1.25	0	0	1	20	10	1	0	0	0	0	0	0	0	0	0	0	0	0	32 (96)	80 (240)
1.25- 1.50	0	0	0	17	9	2	1	0	0	0	0	0	0	0	0	0	0	0	29 (87)	109 (327)
1.50- 1.75	0	0	0	10	25	1	2	0	0	0	0	0	0	0	0	0	0	0	38 (114)	147 (441)
1.75- 2.00	0	0	0	4	22	8	2	0	0	0	0	0	0	0	0	0	0	0	36 (108)	183 (550)
2.00- 2.50	0	0	0	0	42	25	0	0	0	0	0	0	0	0	0	0	0	0	67 (201)	250 (751)
2.50- 3.00	0	0	0	0	12	30	4	0	0	0	0	0	0	0	0	0	0	0	46 (138)	296 (889)
3.00- 3.50	0	0	0	0	0	12	2	1	0	0	0	0	0	0	0	0	0	0	15 (45)	311 (934)
3.50- 4.00	0	0	0	0	0	4	8	2	0	0	0	0	0	0	0	0	0	0	14 (42)	325 (976)
4.00- 4.50	0	0	0	0	0	0	3	0	0	0	0	0	0	0	0	0	0	0	3 (9)	328 (985)
4.50- 5.00	0	0	0	0	0	0	0	2	0	0	0	0	0	0	0	0	0	0	2 (6)	330 (991)
5.00- 5.50	0	0	0	0	0	0	0	2	0	0	0	0	0	0	0	0	0	0	2 (6)	332 (997)
5.50- 6.00	0	0	0	0	0	0	0	0	0	0	0	0	0	0	0	0	0	0	0 (0)	332 (997)
6.00- 6.50	0	0	0	0	0	0	0	0	1	0	0	0	0	0	0	0	0	0	1 (3)	333 (1000)
6.50- 7.00	0	0	0	0	0	0	0	0	0	0	0	0	0	0	0	0	0	0	0 (0)	333 (1000)
7.00- 8.00	0	0	0	0	0	0	0	0	0	0	0	0	0	0	0	0	0	0	0 (0)	333 (1000)
8.00- 9.00	0	0	0	0	0	0	0	0	0	0	0	0	0	0	0	0	0	0	0 (0)	333 (1000)
9.00-10.00	0	0	0	0	0	0	0	0	0	0	0	0	0	0	0	0	0	0	0 (0)	333 (1000)
10.00-11.00	0	0	0	0	0	0	0	0	0	0	0	0	0	0	0	0	0	0	0 (0)	333 (1000)
11.00-12.00	0	0	0	0	0	0	0	0	0	0	0	0	0	0	0	0	0	0	0 (0)	333 (1000)
12.00-	0	0	0	0	0	0	0	0	0	0	0	0	0	0	0	0	0	0	0 (0)	333 (1000)
TOTAL	0	0	15	82	123	83	22	7	1	0	0	0	0	0	0	0	0	0	333	333
(0.1%)	(0)	(0)	(45)	(246)	(369)	(249)	(66)	(21)	(3)	(0)	(0)	(0)	(0)	(0)	(0)	(0)	(0)	(0)	(1000)	(1000)
HICHO	0	0	15	97	220	303	325	332	333	333	333	333	333	333	333	333	333	333	333	333
(0.1%)	(0)	(0)	(45)	(291)	(661)	(910)	(976)	(997)	(1000)	(1000)	(1000)	(1000)	(1000)	(1000)	(1000)	(1000)	(1000)	(1000)	(1000)	(1000)

付表－5.7 b　深浦港　日平均有義波の波高・周期別度数分布表（春季）

FUKAURA　　KISYU　USW　KI　HYO　80- 84　3- 5　DOSUU BUNPU HYO　H3　T3

H \ T	SEION	3- 4	4- 5	5- 6	6- 7	7- 8	8- 9	9-10	10-11	11-12	12-13	13-14	14-15	15-16	16-17	17-18	18-19	19-	TOTAL	HICHO
SEION	0	9	1	0	0	0	0	0	0	0	0	0	0	0	0	0	0	0	10 (27)	10 (27)
0.25- 0.50	0	33	47	6	0	0	0	0	0	0	0	0	0	0	0	0	0	0	86 (234)	96 (261)
0.50- 0.75	0	8	58	21	0	0	0	0	0	0	0	0	0	0	0	0	0	0	87 (236)	183 (497)
0.75- 1.00	0	1	20	29	4	0	0	0	0	0	0	0	0	0	0	0	0	0	54 (147)	237 (644)
1.00- 1.25	0	0	2	28	5	1	0	0	0	0	0	0	0	0	0	0	0	0	36 (98)	273 (742)
1.25- 1.50	0	0	0	21	8	1	0	0	0	0	0	0	0	0	0	0	0	0	30 (82)	303 (823)
1.50- 1.75	0	0	0	6	7	0	1	0	0	0	0	0	0	0	0	0	0	0	14 (38)	317 (861)
1.75- 2.00	0	0	0	4	13	2	0	0	0	0	0	0	0	0	0	0	0	0	19 (52)	336 (913)
2.00- 2.50	0	0	0	1	15	2	0	0	0	0	0	0	0	0	0	0	0	0	18 (49)	354 (962)
2.50- 3.00	0	0	0	0	1	5	0	0	0	0	0	0	0	0	0	0	0	0	6 (16)	360 (978)
3.00- 3.50	0	0	0	0	0	2	3	0	0	0	0	0	0	0	0	0	0	0	5 (14)	365 (992)
3.50- 4.00	0	0	0	0	0	0	2	0	0	0	0	0	0	0	0	0	0	0	2 (5)	367 (997)
4.00- 4.50	0	0	0	0	0	0	1	0	0	0	0	0	0	0	0	0	0	0	1 (3)	368 (1000)
4.50- 5.00	0	0	0	0	0	0	0	0	0	0	0	0	0	0	0	0	0	0	0 (0)	368 (1000)
5.00- 5.50	0	0	0	0	0	0	0	0	0	0	0	0	0	0	0	0	0	0	0 (0)	368 (1000)
5.50- 6.00	0	0	0	0	0	0	0	0	0	0	0	0	0	0	0	0	0	0	0 (0)	368 (1000)
6.00- 6.50	0	0	0	0	0	0	0	0	0	0	0	0	0	0	0	0	0	0	0 (0)	368 (1000)
6.50- 7.00	0	0	0	0	0	0	0	0	0	0	0	0	0	0	0	0	0	0	0 (0)	368 (1000)
7.00- 8.00	0	0	0	0	0	0	0	0	0	0	0	0	0	0	0	0	0	0	0 (0)	368 (1000)
8.00- 9.00	0	0	0	0	0	0	0	0	0	0	0	0	0	0	0	0	0	0	0 (0)	368 (1000)
9.00-10.00	0	0	0	0	0	0	0	0	0	0	0	0	0	0	0	0	0	0	0 (0)	368 (1000)
10.00-11.00	0	0	0	0	0	0	0	0	0	0	0	0	0	0	0	0	0	0	0 (0)	368 (1000)
11.00-12.00	0	0	0	0	0	0	0	0	0	0	0	0	0	0	0	0	0	0	0 (0)	368 (1000)
12.00-	0	0	0	0	0	0	0	0	0	0	0	0	0	0	0	0	0	0	0 (0)	368 (1000)
TOTAL	0	51	128	116	53	13	7	0	0	0	0	0	0	0	0	0	0	0	368	368
(0.1%)	(0)	(139)	(348)	(315)	(144)	(35)	(19)	(0)	(0)	(0)	(0)	(0)	(0)	(0)	(0)	(0)	(0)	(0)	(1000)	(1000)
HICHO	0	51	179	295	348	361	368	368	368	368	368	368	368	368	368	368	368	368	368	368
(0.1%)	(0)	(139)	(486)	(802)	(946)	(981)	(1000)	(1000)	(1000)	(1000)	(1000)	(1000)	(1000)	(1000)	(1000)	(1000)	(1000)	(1000)	(1000)	(1000)

付表－5.7 c　深浦港　日平均有義波の波高・周期別度数分布表（夏季）

FUKAURA　　KISYU USW KI HYO 80- 84 6- 8　　DOSUU BUNPU HYO H3 T3

H \ T	SEION	3- 4	4- 5	5- 6	6- 7	7- 8	8- 9	9-10	10-11	11-12	12-13	13-14	14-15	15-16	16-17	17-18	18-19	19-	TOTAL	HICHO
SEION	0	26	15	1	0	0	0	0	0	0	0	0	0	0	0	0	0	0	42 (101)	42 (101)
0.25- 0.50	0	100	93	14	2	0	0	0	0	0	0	0	0	0	0	0	0	0	209 (504)	251 (605)
0.50- 0.75	0	8	66	31	4	0	0	0	0	0	0	0	0	0	0	0	0	0	109 (263)	360 (867)
0.75- 1.00	0	0	7	16	4	0	0	0	0	0	0	0	0	0	0	0	0	0	27 (65)	387 (933)
1.00- 1.25	0	0	2	7	7	0	0	0	0	0	0	0	0	0	0	0	0	0	16 (39)	403 (971)
1.25- 1.50	0	0	0	2	2	0	1	0	0	0	0	0	0	0	0	0	0	0	5 (12)	408 (983)
1.50- 1.75	0	0	0	0	2	1	0	0	0	0	0	0	0	0	0	0	0	0	3 (7)	411 (990)
1.75- 2.00	0	0	0	1	0	0	0	0	0	0	0	0	0	0	0	0	0	0	1 (2)	412 (993)
2.00- 2.50	0	0	0	0	1	0	1	0	0	0	0	0	0	0	0	0	0	0	2 (5)	414 (998)
2.50- 3.00	0	0	0	0	0	0	0	0	0	0	0	0	0	0	0	0	0	0	0 (0)	414 (998)
3.00- 3.50	0	0	0	0	0	0	0	0	0	0	0	0	0	0	0	0	0	0	0 (0)	414 (998)
3.50- 4.00	0	0	0	0	0	0	1	0	0	0	0	0	0	0	0	0	0	0	1 (2)	415 (1000)
4.00- 4.50	0	0	0	0	0	0	0	0	0	0	0	0	0	0	0	0	0	0	0 (0)	415 (1000)
4.50- 5.00	0	0	0	0	0	0	0	0	0	0	0	0	0	0	0	0	0	0	0 (0)	415 (1000)
5.00- 5.50	0	0	0	0	0	0	0	0	0	0	0	0	0	0	0	0	0	0	0 (0)	415 (1000)
5.50- 6.00	0	0	0	0	0	0	0	0	0	0	0	0	0	0	0	0	0	0	0 (0)	415 (1000)
6.00- 6.50	0	0	0	0	0	0	0	0	0	0	0	0	0	0	0	0	0	0	0 (0)	415 (1000)
6.50- 7.00	0	0	0	0	0	0	0	0	0	0	0	0	0	0	0	0	0	0	0 (0)	415 (1000)
7.00- 8.00	0	0	0	0	0	0	0	0	0	0	0	0	0	0	0	0	0	0	0 (0)	415 (1000)
8.00- 9.00	0	0	0	0	0	0	0	0	0	0	0	0	0	0	0	0	0	0	0 (0)	415 (1000)
9.00-10.00	0	0	0	0	0	0	0	0	0	0	0	0	0	0	0	0	0	0	0 (0)	415 (1000)
10.00-11.00	0	0	0	0	0	0	0	0	0	0	0	0	0	0	0	0	0	0	0 (0)	415 (1000)
11.00-12.00	0	0	0	0	0	0	0	0	0	0	0	0	0	0	0	0	0	0	0 (0)	415 (1000)
12.00-	0	0	0	0	0	0	0	0	0	0	0	0	0	0	0	0	0	0	0 (0)	415 (1000)
TOTAL	0	134	183	72	22	1	3	0	0	0	0	0	0	0	0	0	0	0	415	415
(0.1%)	(0)	(323)	(441)	(173)	(53)	(2)	(7)	(0)	(0)	(0)	(0)	(0)	(0)	(0)	(0)	(0)	(0)	(0)	(1000)	(1000)
HICHO	0	134	317	389	411	412	415	415	415	415	415	415	415	415	415	415	415	415	415	415
(0.1%)	(0)	(323)	(764)	(937)	(990)	(993)	(1000)	(1000)	(1000)	(1000)	(1000)	(1000)	(1000)	(1000)	(1000)	(1000)	(1000)	(1000)	(1000)	(1000)

付表－5.7 d　深浦港　日平均有義波の波高・周期別度数分布表（秋季）

FUKAURA　　KISYU USW KI HYO 80- 84 9- 11　　DOSUU BUNPU HYO H3 T3

H \ T	SEION	3- 4	4- 5	5- 6	6- 7	7- 8	8- 9	9-10	10-11	11-12	12-13	13-14	14-15	15-16	16-17	17-18	18-19	19-	TOTAL	HICHO
SEION	0	10	9	3	0	0	0	0	0	0	0	0	0	0	0	0	0	0	22 (59)	22 (59)
0.25- 0.50	0	17	46	12	0	0	0	0	0	0	0	0	0	0	0	0	0	0	75 (202)	97 (261)
0.50- 0.75	0	1	40	20	3	1	0	0	0	0	0	0	0	0	0	0	0	0	65 (175)	162 (435)
0.75- 1.00	0	0	12	29	8	0	0	0	0	0	0	0	0	0	0	0	0	0	49 (132)	211 (567)
1.00- 1.25	0	0	3	26	13	0	0	0	0	0	0	0	0	0	0	0	0	0	42 (113)	253 (680)
1.25- 1.50	0	0	0	11	12	1	0	0	0	0	0	0	0	0	0	0	0	0	24 (65)	277 (745)
1.50- 1.75	0	0	0	7	8	0	0	0	0	0	0	0	0	0	0	0	0	0	15 (40)	292 (785)
1.75- 2.00	0	0	0	2	13	3	0	0	0	0	0	0	0	0	0	0	0	0	18 (48)	310 (833)
2.00- 2.50	0	0	0	0	12	14	1	0	0	0	0	0	0	0	0	0	0	0	27 (73)	337 (906)
2.50- 3.00	0	0	0	0	5	9	5	0	0	0	0	0	0	0	0	0	0	0	19 (51)	356 (957)
3.00- 3.50	0	0	0	0	0	4	2	0	0	0	0	0	0	0	0	0	0	0	6 (16)	362 (973)
3.50- 4.00	0	0	0	0	0	2	3	0	0	0	0	0	0	0	0	0	0	0	5 (13)	367 (987)
4.00- 4.50	0	0	0	0	0	0	2	1	0	0	0	0	0	0	0	0	0	0	3 (8)	370 (995)
4.50- 5.00	0	0	0	0	0	0	0	1	0	0	0	0	0	0	0	0	0	0	1 (3)	371 (997)
5.00- 5.50	0	0	0	0	0	0	0	0	0	0	0	0	0	0	0	0	0	0	0 (0)	371 (997)
5.50- 6.00	0	0	0	0	0	0	0	1	0	0	0	0	0	0	0	0	0	0	1 (3)	372 (1000)
6.00- 6.50	0	0	0	0	0	0	0	0	0	0	0	0	0	0	0	0	0	0	0 (0)	372 (1000)
6.50- 7.00	0	0	0	0	0	0	0	0	0	0	0	0	0	0	0	0	0	0	0 (0)	372 (1000)
7.00- 8.00	0	0	0	0	0	0	0	0	0	0	0	0	0	0	0	0	0	0	0 (0)	372 (1000)
8.00- 9.00	0	0	0	0	0	0	0	0	0	0	0	0	0	0	0	0	0	0	0 (0)	372 (1000)
9.00-10.00	0	0	0	0	0	0	0	0	0	0	0	0	0	0	0	0	0	0	0 (0)	372 (1000)
10.00-11.00	0	0	0	0	0	0	0	0	0	0	0	0	0	0	0	0	0	0	0 (0)	372 (1000)
11.00-12.00	0	0	0	0	0	0	0	0	0	0	0	0	0	0	0	0	0	0	0 (0)	372 (1000)
12.00-	0	0	0	0	0	0	0	0	0	0	0	0	0	0	0	0	0	0	0 (0)	372 (1000)
TOTAL	0	28	110	110	74	34	13	3	0	0	0	0	0	0	0	0	0	0	372	372
(0.1%)	(0)	(75)	(296)	(296)	(199)	(91)	(35)	(8)	(0)	(0)	(0)	(0)	(0)	(0)	(0)	(0)	(0)	(0)	(1000)	(1000)
HICHO	0	28	138	248	322	356	369	372	372	372	372	372	372	372	372	372	372	372	372	372
(0.1%)	(0)	(75)	(371)	(667)	(866)	(957)	(992)	(1000)	(1000)	(1000)	(1000)	(1000)	(1000)	(1000)	(1000)	(1000)	(1000)	(1000)	(1000)	(1000)

付表－5.7 e　深浦港　日平均有義波の波高・周期別度数分布表（通年）

FUKAURA　　NEN HYO　　79- 12 - 84- 12　　DOSUU BUNPU HYO

T / H	SEION	3- 4	4- 5	5- 6	6- 7	KISYU 7- 8	USW 8- 9	9-10	10-11	11-12	12-13	13-14	14-15	15-16	16-17	17-18	18-19	19-	H3	T3 TOTAL	MICHO
SEION	0	45	25	4	0	0	0	0	0	0	0	0	0	0	0	0	0	0		74	74
																				(49)	(49)
0.25- 0.50	0	150	189	35	2	0	0	0	0	0	0	0	0	0	0	0	0	0		376	450
																				(248)	(296)
0.50- 0.75	0	17	173	80	7	1	0	0	0	0	0	0	0	0	0	0	0	0		278	728
																				(183)	(479)
0.75- 1.00	0	1	44	95	19	0	0	0	0	0	0	0	0	0	0	0	0	0		159	887
																				(105)	(584)
1.00- 1.25	0	0	9	86	36	2	0	0	0	0	0	0	0	0	0	0	0	0		133	1020
																				(88)	(671)
1.25- 1.50	0	0	0	51	32	4	2	0	0	0	0	0	0	0	0	0	0	0		89	1109
																				(59)	(730)
1.50- 1.75	0	0	0	24	42	2	3	0	0	0	0	0	0	0	0	0	0	0		71	1180
																				(47)	(777)
1.75- 2.00	0	0	0	11	49	13	2	0	0	0	0	0	0	0	0	0	0	0		75	1255
																				(49)	(826)
2.00- 2.50	0	0	0	1	75	43	2	0	0	0	0	0	0	0	0	0	0	0		121	1376
																				(80)	(906)
2.50- 3.00	0	0	0	0	19	48	9	0	0	0	0	0	0	0	0	0	0	0		76	1452
																				(50)	(956)
3.00- 3.50	0	0	0	0	0	19	8	1	0	0	0	0	0	0	0	0	0	0		28	1480
																				(18)	(974)
3.50- 4.00	0	0	0	0	0	6	16	2	0	0	0	0	0	0	0	0	0	0		24	1504
																				(16)	(990)
4.00- 4.50	0	0	0	0	0	0	7	1	0	0	0	0	0	0	0	0	0	0		8	1512
																				(5)	(995)
4.50- 5.00	0	0	0	0	0	0	0	3	0	0	0	0	0	0	0	0	0	0		3	1515
																				(2)	(997)
5.00- 5.50	0	0	0	0	0	0	0	2	0	0	0	0	0	0	0	0	0	0		2	1517
																				(1)	(999)
5.50- 6.00	0	0	0	0	0	0	0	1	0	0	0	0	0	0	0	0	0	0		1	1518
																				(1)	(999)
6.00- 6.50	0	0	0	0	0	0	0	0	1	0	0	0	0	0	0	0	0	0		1	1519
																				(1)	(1000)
6.50- 7.00	0	0	0	0	0	0	0	0	0	0	0	0	0	0	0	0	0	0		0	1519
																				(0)	(1000)
7.00- 8.00	0	0	0	0	0	0	0	0	0	0	0	0	0	0	0	0	0	0		0	1519
																				(0)	(1000)
8.00- 9.00	0	0	0	0	0	0	0	0	0	0	0	0	0	0	0	0	0	0		0	1519
																				(0)	(1000)
9.00-10.00	0	0	0	0	0	0	0	0	0	0	0	0	0	0	0	0	0	0		0	1519
																				(0)	(1000)
10.00-11.00	0	0	0	0	0	0	0	0	0	0	0	0	0	0	0	0	0	0		0	1519
																				(0)	(1000)
11.00-12.00	0	0	0	0	0	0	0	0	0	0	0	0	0	0	0	0	0	0		0	1519
																				(0)	(1000)
12.00-	0	0	0	0	0	0	0	0	0	0	0	0	0	0	0	0	0	0		0	1519
																				(0)	(1000)
TOTAL	0	213	440	387	281	138	49	10	1	0	0	0	0	0	0	0	0	0		1519	1519
(0.1%)	(0)	(140)	(290)	(255)	(185)	(91)	(32)	(7)	(1)	(0)	(0)	(0)	(0)	(0)	(0)	(0)	(0)	(0)		(1000)	(1000)
MICHO	0	213	653	1040	1321	1459	1508	1518	1519	1519	1519	1519	1519	1519	1519	1519	1519	1519		1519	1519
(0.1%)	(0)	(140)	(430)	(685)	(870)	(961)	(993)	(999)	(1000)	(1000)	(1000)	(1000)	(1000)	(1000)	(1000)	(1000)	(1000)	(1000)		(1000)	(1000)

付表－5.7 f　深浦港　日平均有義波の波高・周期別出現率表（通年）

FUKAURA　　NEN HYO　　79- 12 - 84- 12　　RITU BUNPU HYO

T / H	SEION	3- 4	4- 5	5- 6	6- 7	KISYU 7- 8	USW 8- 9	9-10	10-11	11-12	12-13	13-14	14-15	15-16	16-17	17-18	18-19	19-	H3	T3 TOTAL	MICHO
SEION	0.	3.0	1.6	0.3	0.	0.	0.	0.	0.	0.	0.	0.	0.	0.	0.	0.	0.	0.		4.9	4.9
																				(74)	(74)
0.25- 0.50	0.	9.9	12.4	2.3	0.1	0.	0.	0.	0.	0.	0.	0.	0.	0.	0.	0.	0.	0.		24.8	29.6
																				(376)	(450)
0.50- 0.75	0.	1.1	11.4	5.3	0.5	0.1	0.	0.	0.	0.	0.	0.	0.	0.	0.	0.	0.	0.		18.3	47.9
																				(278)	(728)
0.75- 1.00	0.	0.1	2.9	6.3	1.3	0.	0.	0.	0.	0.	0.	0.	0.	0.	0.	0.	0.	0.		10.5	58.4
																				(159)	(887)
1.00- 1.25	0.	0.	0.6	5.7	2.4	0.1	0.	0.	0.	0.	0.	0.	0.	0.	0.	0.	0.	0.		8.8	67.1
																				(133)	(1020)
1.25- 1.50	0.	0.	0.	3.4	2.1	0.3	0.1	0.	0.	0.	0.	0.	0.	0.	0.	0.	0.	0.		5.9	73.0
																				(89)	(1109)
1.50- 1.75	0.	0.	0.	1.6	2.8	0.1	0.2	0.	0.	0.	0.	0.	0.	0.	0.	0.	0.	0.		4.7	77.7
																				(71)	(1180)
1.75- 2.00	0.	0.	0.	0.7	3.2	0.9	0.1	0.	0.	0.	0.	0.	0.	0.	0.	0.	0.	0.		4.9	82.6
																				(75)	(1255)
2.00- 2.50	0.	0.	0.	0.1	4.9	2.8	0.1	0.	0.	0.	0.	0.	0.	0.	0.	0.	0.	0.		8.0	90.6
																				(121)	(1376)
2.50- 3.00	0.	0.	0.	0.	1.3	3.2	0.6	0.	0.	0.	0.	0.	0.	0.	0.	0.	0.	0.		5.0	95.6
																				(76)	(1452)
3.00- 3.50	0.	0.	0.	0.	0.	1.3	0.5	0.1	0.	0.	0.	0.	0.	0.	0.	0.	0.	0.		1.8	97.4
																				(28)	(1480)
3.50- 4.00	0.	0.	0.	0.	0.	0.4	1.1	0.1	0.	0.	0.	0.	0.	0.	0.	0.	0.	0.		1.6	99.0
																				(24)	(1504)
4.00- 4.50	0.	0.	0.	0.	0.	0.	0.5	0.1	0.	0.	0.	0.	0.	0.	0.	0.	0.	0.		0.5	99.5
																				(8)	(1512)
4.50- 5.00	0.	0.	0.	0.	0.	0.	0.	0.2	0.	0.	0.	0.	0.	0.	0.	0.	0.	0.		0.2	99.7
																				(3)	(1515)
5.00- 5.50	0.	0.	0.	0.	0.	0.	0.	0.1	0.	0.	0.	0.	0.	0.	0.	0.	0.	0.		0.1	99.9
																				(2)	(1517)
5.50- 6.00	0.	0.	0.	0.	0.	0.	0.	0.1	0.	0.	0.	0.	0.	0.	0.	0.	0.	0.		0.1	99.9
																				(1)	(1518)
6.00- 6.50	0.	0.	0.	0.	0.	0.	0.	0.	0.1	0.	0.	0.	0.	0.	0.	0.	0.	0.		0.1	100.0
																				(1)	(1519)
6.50- 7.00	0.	0.	0.	0.	0.	0.	0.	0.	0.	0.	0.	0.	0.	0.	0.	0.	0.	0.		0.	100.0
																				(0)	(1519)
7.00- 8.00	0.	0.	0.	0.	0.	0.	0.	0.	0.	0.	0.	0.	0.	0.	0.	0.	0.	0.		0.	100.0
																				(0)	(1519)
8.00- 9.00	0.	0.	0.	0.	0.	0.	0.	0.	0.	0.	0.	0.	0.	0.	0.	0.	0.	0.		0.	100.0
																				(0)	(1519)
9.00-10.00	0.	0.	0.	0.	0.	0.	0.	0.	0.	0.	0.	0.	0.	0.	0.	0.	0.	0.		0.	100.0
																				(0)	(1519)
10.00-11.00	0.	0.	0.	0.	0.	0.	0.	0.	0.	0.	0.	0.	0.	0.	0.	0.	0.	0.		0.	100.0
																				(0)	(1519)
11.00-12.00	0.	0.	0.	0.	0.	0.	0.	0.	0.	0.	0.	0.	0.	0.	0.	0.	0.	0.		0.	100.0
																				(0)	(1519)
12.00-	0.	0.	0.	0.	0.	0.	0.	0.	0.	0.	0.	0.	0.	0.	0.	0.	0.	0.		0.	100.0
																				(0)	(1519)
TOTAL	0.	14.0	29.0	25.5	18.5	9.1	3.2	0.7	0.1	0.	0.	0.	0.	0.	0.	0.	0.	0.		100.0	100.0
	0	213	440	387	281	138	49	10	1	0	0	0	0	0	0	0	0	0		1519	1519
MICHO	0.	14.0	43.0	68.5	87.0	96.1	99.3	99.9	100.0	100.0	100.0	100.0	100.0	100.0	100.0	100.0	100.0	100.0		100.0	100.0
	0	213	653	1040	1321	1459	1508	1518	1519	1519	1519	1519	1519	1519	1519	1519	1519	1519		1519	1519

付表－5.8 a　むつ小川原港　日平均有義波の波高・周期別度数分布表（冬季）

HUTSUOGAWARA　　KI HYO　　74- 84　12- 2　　SOSUU BUNPU HYO

H \ T SEION	3- 4	4- 5	5- 6	6- 7	KISYU 7- 8	USW 8- 9	9-10	10-11	11-12	12-13	13-14	14-15	15-16	16-17	17-18	18-19	19-	H3 T3 TOTAL	MICHO
SEION	14	8	1	0	0	0	0	0	0	0	0	0	0	0	0	0	0	23	23
0.25- 0.50	2	16	37	66	40	22	8	3	0	0	0	0	0	0	0	0	0	(26) 194	(26) 217
0.50- 0.75	0	4	36	85	51	42	33	20	14	5	1	0	0	0	0	0	0	(215) 291	(241) 508
0.75- 1.00	0	0	9	25	21	17	30	23	16	4	5	0	0	0	0	0	0	(323) 150	(564) 658
1.00- 1.25	0	0	2	4	6	15	4	14	19	8	1	0	0	0	0	0	0	(166) 73	(730) 731
1.25- 1.50	0	0	0	1	5	15	7	6	6	5	6	0	0	0	0	0	0	(81) 51	(811) 782
1.50- 1.75	0	0	0	1	4	2	3	13	3	1	2	0	0	0	0	0	0	(57) 29	(868) 811
1.75- 2.00	0	0	0	0	2	4	3	2	10	2	2	0	0	0	0	0	0	(32) 25	(900) 836
2.00- 2.50	0	0	0	0	3	7	5	6	6	1	1	0	0	0	0	0	0	(28) 29	(928) 865
2.50- 3.00	0	0	0	0	0	3	6	1	0	4	1	0	0	0	0	0	0	(32) 15	(960) 880
3.00- 3.50	0	0	0	0	0	1	1	1	2	1	0	0	0	0	0	0	0	(17) 6	(977) 886
3.50- 4.00	0	0	0	0	0	0	2	1	2	0	0	0	0	0	0	0	0	(7) 5	(983) 891
4.00- 4.50	0	0	0	0	0	0	2	1	1	2	0	0	0	0	0	0	0	(6) 6	(989) 897
4.50- 5.00	0	0	0	0	0	0	0	0	1	1	0	0	0	0	0	0	0	(7) 2	(996) 899
5.00- 5.50	0	0	0	0	0	0	0	1	0	0	0	0	0	0	0	0	0	(2) 1	(998) 900
5.50- 6.00	0	0	0	0	0	0	0	0	0	1	0	0	0	0	0	0	0	(1) 1	(999) 901
6.00- 6.50	0	0	0	0	0	0	0	0	0	0	0	0	0	0	0	0	0	(1) 0	(1000) 901
6.50- 7.00	0	0	0	0	0	0	0	0	0	0	0	0	0	0	0	0	0	(0) 0	(1000) 901
7.00- 8.00	0	0	0	0	0	0	0	0	0	0	0	0	0	0	0	0	0	(0) 0	(1000) 901
8.00- 9.00	0	0	0	0	0	0	0	0	0	0	0	0	0	0	0	0	0	(0) 0	(1000) 901
9.00-10.00	0	0	0	0	0	0	0	0	0	0	0	0	0	0	0	0	0	(0) 0	(1000) 901
10.00-11.00	0	0	0	0	0	0	0	0	0	0	0	0	0	0	0	0	0	(0) 0	(1000) 901
11.00-12.00	0	0	0	0	0	0	0	0	0	0	0	0	0	0	0	0	0	(0) 0	(1000) 901
12.00-	0	0	0	0	0	0	0	0	0	0	0	0	0	0	0	0	0	(0) 0	(1000) 901
TOTAL	16	28	85	182	132	128	104	92	80	35	19	0	0	0	0	0	0	0	901
(0.1%)	(18)	(31)	(94)	(202)	(147)	(142)	(115)	(102)	(89)	(39)	(21)	(0)	(0)	(0)	(0)	(0)	(0)	(1000)	(1000)
MICHO	16	44	129	311	443	571	675	767	847	882	901	901	901	901	901	901	901	901	901
(0.1%)	(18)	(49)	(143)	(345)	(492)	(634)	(749)	(851)	(940)	(979)	(1000)	(1000)	(1000)	(1000)	(1000)	(1000)	(1000)	(1000)	(1000)

付表－5.8 b　むつ小川原港　日平均有義波の波高・周期別度数分布表（春季）

HUTSUOGAWARA　　KI HYO　　74- 84　3- 5　　SOSUU BUNPU HYO

H \ T SEION	3- 4	4- 5	5- 6	6- 7	KISYU 7- 8	USW 8- 9	9-10	10-11	11-12	12-13	13-14	14-15	15-16	16-17	17-18	18-19	19-	H3 T3 TOTAL	MICHO
SEION	17	0	4	0	0	0	0	1	0	0	0	0	0	0	0	0	0	22	22
0.25- 0.50	1	4	8	16	26	27	15	3	1	0	0	0	0	0	0	0	0	(23) 101	(23) 123
0.50- 0.75	0	0	6	30	56	66	37	13	7	0	0	0	0	0	0	0	0	(107) 215	(130) 338
0.75- 1.00	0	0	3	20	47	63	41	27	8	2	0	0	0	0	0	0	0	(228) 211	(358) 549
1.00- 1.25	0	0	0	9	33	30	28	14	9	2	0	0	0	0	0	0	0	(223) 125	(581) 674
1.25- 1.50	0	0	0	9	16	19	18	17	3	0	0	0	0	0	0	0	0	(132) 82	(713) 756
1.50- 1.75	0	0	0	3	9	4	12	9	2	3	2	1	0	0	0	0	0	(87) 45	(800) 801
1.75- 2.00	0	0	0	1	4	10	8	7	3	1	2	0	0	0	0	0	0	(48) 36	(848) 837
2.00- 2.50	0	0	0	0	14	6	8	14	7	5	0	0	0	0	0	0	0	(38) 54	(886) 891
2.50- 3.00	0	0	0	0	3	6	7	5	7	1	2	1	0	0	0	0	0	(57) 32	(943) 923
3.00- 3.50	0	0	0	0	1	3	2	1	1	1	0	1	0	0	0	0	0	(34) 10	(977) 933
3.50- 4.00	0	0	0	0	0	1	4	3	0	0	0	0	0	0	0	0	0	(11) 8	(987) 941
4.00- 4.50	0	0	0	0	0	0	2	0	1	0	0	0	0	0	0	0	0	(8) 3	(996) 944
4.50- 5.00	0	0	0	0	0	0	0	0	1	0	0	0	0	0	0	0	0	(3) 1	(999) 945
5.00- 5.50	0	0	0	0	0	0	0	0	0	0	0	0	0	0	0	0	0	(1) 0	(1000) 945
5.50- 6.00	0	0	0	0	0	0	0	0	0	0	0	0	0	0	0	0	0	(0) 0	(1000) 945
6.00- 6.50	0	0	0	0	0	0	0	0	0	0	0	0	0	0	0	0	0	(0) 0	(1000) 945
6.50- 7.00	0	0	0	0	0	0	0	0	0	0	0	0	0	0	0	0	0	(0) 0	(1000) 945
7.00- 8.00	0	0	0	0	0	0	0	0	0	0	0	0	0	0	0	0	0	(0) 0	(1000) 945
8.00- 9.00	0	0	0	0	0	0	0	0	0	0	0	0	0	0	0	0	0	(0) 0	(1000) 945
9.00-10.00	0	0	0	0	0	0	0	0	0	0	0	0	0	0	0	0	0	(0) 0	(1000) 945
10.00-11.00	0	0	0	0	0	0	0	0	0	0	0	0	0	0	0	0	0	(0) 0	(1000) 945
11.00-12.00	0	0	0	0	0	0	0	0	0	0	0	0	0	0	0	0	0	(0) 0	(1000) 945
12.00-	0	0	0	0	0	0	0	0	0	0	0	0	0	0	0	0	0	(0) 0	(1000) 945
TOTAL	18	4	21	88	209	235	182	114	50	15	6	3	0	0	0	0	0	0	945
(0.1%)	(19)	(4)	(22)	(93)	(221)	(249)	(193)	(121)	(53)	(16)	(6)	(3)	(0)	(0)	(0)	(0)	(0)	(1000)	(1000)
MICHO	18	22	43	131	340	575	757	871	921	936	942	945	945	945	945	945	945	945	945
(0.1%)	(19)	(23)	(46)	(139)	(360)	(608)	(801)	(922)	(975)	(990)	(997)	(1000)	(1000)	(1000)	(1000)	(1000)	(1000)	(1000)	(1000)

付表－5.8 c　むつ小川原港　日平均有義波の波高・周期別度数分布表（夏季）

MUTSUOGAWARA　KI NYO　74- 84　6- 8　DOSUU BUNPU HYO　H3 T3

H \ T	SEION	3- 4	4- 5	5- 6	6- 7	7- 8	8- 9	9-10	10-11	11-12	12-13	13-14	14-15	15-16	16-17	17-18	18-19	19-	TOTAL	MICHO
	KISYU						USW													
SEION	2	0	0	0	0	0	0	0	0	0	0	0	0	0	0	0	0	0	2	2
																			(2)(	2)
0.25- 0.50	0	1	1	1	12	14	7	0	0	0	0	0	0	0	0	0	0	0	36	38
																			(36)(	38)
0.50- 0.75	0	0	1	18	81	109	52	4	0	0	0	0	0	0	0	0	0	0	265	303
																			(264)(	302)
0.75- 1.00	0	0	1	33	90	107	48	10	0	0	0	0	0	0	0	0	0	0	289	592
																			(288)(	590)
1.00- 1.25	0	0	0	23	43	50	32	13	1	0	0	0	0	0	0	0	0	0	162	754
																			(161)(	751)
1.25- 1.50	0	0	0	8	23	27	25	5	1	0	0	0	0	0	0	0	0	0	89	843
																			(89)(	840)
1.50- 1.75	0	0	0	3	25	19	11	7	1	0	0	0	0	0	0	0	0	0	66	909
																			(66)(	905)
1.75- 2.00	0	0	0	0	6	12	4	4	1	0	0	0	0	0	0	0	0	0	27	936
																			(27)(	932)
2.00- 2.50	0	0	0	0	18	11	9	5	0	2	1	0	0	0	0	0	0	0	46	982
																			(46)(	978)
2.50- 3.00	0	0	0	0	2	9	4	2	2	0	0	0	0	0	0	0	0	0	19	1001
																			(19)(	997)
3.00- 3.50	0	0	0	0	0	0	2	0	0	0	0	0	0	0	0	0	0	0	2	1003
																			(2)(	999)
3.50- 4.00	0	0	0	0	0	0	1	0	0	0	0	0	0	0	0	0	0	0	1	1004
																			(1)(1000)	
4.00- 4.50	0	0	0	0	0	0	0	0	0	0	0	0	0	0	0	0	0	0	0	1004
																			(0)(1000)	
4.50- 5.00	0	0	0	0	0	0	0	0	0	0	0	0	0	0	0	0	0	0	0	1004
																			(0)(1000)	
5.00- 5.50	0	0	0	0	0	0	0	0	0	0	0	0	0	0	0	0	0	0	0	1004
																			(0)(1000)	
5.50- 6.00	0	0	0	0	0	0	0	0	0	0	0	0	0	0	0	0	0	0	0	1004
																			(0)(1000)	
6.00- 6.50	0	0	0	0	0	0	0	0	0	0	0	0	0	0	0	0	0	0	0	1004
																			(0)(1000)	
6.50- 7.00	0	0	0	0	0	0	0	0	0	0	0	0	0	0	0	0	0	0	0	1004
																			(0)(1000)	
7.00- 8.00	0	0	0	0	0	0	0	0	0	0	0	0	0	0	0	0	0	0	0	1004
																			(0)(1000)	
8.00- 9.00	0	0	0	0	0	0	0	0	0	0	0	0	0	0	0	0	0	0	0	1004
																			(0)(1000)	
9.00-10.00	0	0	0	0	0	0	0	0	0	0	0	0	0	0	0	0	0	0	0	1004
																			(0)(1000)	
10.00-11.00	0	0	0	0	0	0	0	0	0	0	0	0	0	0	0	0	0	0	0	1004
																			(0)(1000)	
11.00-12.00	0	0	0	0	0	0	0	0	0	0	0	0	0	0	0	0	0	0	0	1004
																			(0)(1000)	
12.00-	0	0	0	0	0	0	0	0	0	0	0	0	0	0	0	0	0	0	0	1004
																			(0)(1000)	
TOTAL	2	1	3	86	300	358	195	50	6	2	1	0	0	0	0	0	0	0	1004	1004
(0.1%)	(2)(	1)(	3)(	86)(	299)(	357)(	194)(	50)(	6)(	2)(	1)(	0)(	0)(	0)(	0)(	0)(	0)(	0)(1000)		(1000)
MICHO	2	3	6	92	392	750	945	995	1001	1003	1004	1004	1004	1004	1004	1004	1004	1004	1004	1004
(0.1%)	(2)(	3)(	6)(	92)(	390)(	747)(	941)(	991)(	997)(	999)(1000)		(1000)	(1000)	(1000)	(1000)	(1000)	(1000)	(1000)		(1000)

付表－5.8 d　むつ小川原港　日平均有義波の波高・周期別度数分布表（秋季）

MUTSUOGAWARA　KI NYO　74- 84　9- 11　DOSUU BUNPU HYO　H3 , T3

H \ T	SEION	3- 4	4- 5	5- 6	6- 7	7- 8	8- 9	9-10	10-11	11-12	12-13	13-14	14-15	15-16	16-17	17-18	18-19	19-	TOTAL	MICHO
	KISYU						USW													
SEION	5	0	0	0	0	0	0	0	0	0	0	0	0	0	0	0	0	0	5	5
																			(5)(	5)
0.25- 0.50	0	8	24	33	37	24	15	4	1	0	0	0	0	0	0	0	0	0	146	151
																			(151)(	156)
0.50- 0.75	0	1	15	59	68	61	36	20	3	0	0	0	0	0	0	0	0	0	263	414
																			(273)(	429)
0.75- 1.00	0	0	1	21	33	45	38	18	7	2	1	0	0	0	0	0	0	0	166	580
																			(172)(	601)
1.00- 1.25	0	0	1	13	24	33	29	19	10	6	0	0	0	0	0	0	0	0	135	715
																			(140)(	741)
1.25- 1.50	0	0	0	7	15	19	12	17	14	5	0	0	0	0	0	0	0	0	89	804
																			(92)(	833)
1.50- 1.75	0	0	0	1	11	10	11	7	12	4	3	0	0	0	0	0	0	0	59	863
																			(61)(	894)
1.75- 2.00	0	0	0	0	8	11	8	4	1	3	0	0	0	0	0	0	0	0	35	898
																			(36)(	931)
2.00- 2.50	0	0	0	0	7	10	6	6	3	5	0	0	0	0	0	0	0	0	37	935
																			(38)(	969)
2.50- 3.00	0	0	0	0	0	9	3	4	4	1	1	0	0	0	0	0	0	0	22	957
																			(23)(	992)
3.00- 3.50	0	0	0	0	0	1	1	3	0	0	0	0	0	0	0	0	0	0	5	962
																			(5)(	997)
3.50- 4.00	0	0	0	0	0	0	0	1	0	1	1	0	0	0	0	0	0	0	3	965
																			(3)(1000)	
4.00- 4.50	0	0	0	0	0	0	0	0	0	0	0	0	0	0	0	0	0	0	0	965
																			(0)(1000)	
4.50- 5.00	0	0	0	0	0	0	0	0	0	0	0	0	0	0	0	0	0	0	0	965
																			(0)(1000)	
5.00- 5.50	0	0	0	0	0	0	0	0	0	0	0	0	0	0	0	0	0	0	0	965
																			(0)(1000)	
5.50- 6.00	0	0	0	0	0	0	0	0	0	0	0	0	0	0	0	0	0	0	0	965
																			(0)(1000)	
6.00- 6.50	0	0	0	0	0	0	0	0	0	0	0	0	0	0	0	0	0	0	0	965
																			(0)(1000)	
6.50- 7.00	0	0	0	0	0	0	0	0	0	0	0	0	0	0	0	0	0	0	0	965
																			(0)(1000)	
7.00- 8.00	0	0	0	0	0	0	0	0	0	0	0	0	0	0	0	0	0	0	0	965
																			(0)(1000)	
8.00- 9.00	0	0	0	0	0	0	0	0	0	0	0	0	0	0	0	0	0	0	0	965
																			(0)(1000)	
9.00-10.00	0	0	0	0	0	0	0	0	0	0	0	0	0	0	0	0	0	0	0	965
																			(0)(1000)	
10.00-11.00	0	0	0	0	0	0	0	0	0	0	0	0	0	0	0	0	0	0	0	965
																			(0)(1000)	
11.00-12.00	0	0	0	0	0	0	0	0	0	0	0	0	0	0	0	0	0	0	0	965
																			(0)(1000)	
12.00-	0	0	0	0	0	0	0	0	0	0	0	0	0	0	0	0	0	0	0	965
																			(0)(1000)	
TOTAL	5	9	41	134	203	223	159	103	55	27	6	0	0	0	0	0	0	0	965	965
(0.1%)	(5)(	9)(	42)(	139)(	210)(	231)(	165)(	107)(	57)(	28)(	6)(	0)(	0)(	0)(	0)(	0)(	0)(	0)(1000)		(1000)
MICHO	5	14	55	189	392	615	774	877	932	959	965	965	965	965	965	965	965	965	965	965
(0.1%)	(5)(	15)(	57)(	196)(	406)(	637)(	802)(	909)(	966)(	994)(1000)		(1000)	(1000)	(1000)	(1000)	(1000)	(1000)	(1000)		(1000)

付表－5.8 e　むつ小川原港　日平均有義波の波高・周期別度数分布表（通年）

MUTSUOGAWARA　　NEN HYO　　74- 4 - 84- 12　　DOSUU BUNPU HYO

H \ T	SEION	3- 4	4- 5	5- 6	KISYU 6- 7	7- 8	USW 8- 9	9-10	10-11	11-12	12-13	13-14	14-15	15-16	16-17	17-18	18-19	19-	H3 T3 TOTAL	NICHO
SEION	38	8	5	0	0	0	0	1	0	0	0	0	0	0	0	0	0	0	52	52
0.25- 0.50	3	29	70	118	118	89	46	10	2	0	0	0	0	0	0	0	0	0	(14)	(14)
0.50- 0.75	0	5	58	197	257	280	159	58	24	5	1	0	0	0	0	0	0	0	485	537
0.75- 1.00	0	0	14	101	192	232	157	78	31	8	6	0	0	0	0	0	0	0	(126)	(140)
1.00- 1.25	0	0	3	49	106	129	93	61	40	16	1	0	0	0	0	0	0	0	1044	1581
1.25- 1.50	0	0	0	25	59	80	62	45	25	11	4	0	0	0	0	0	0	0	(271)	(411)
1.50- 1.75	0	0	0	8	50	35	38	36	18	8	7	1	0	0	0	0	0	0	819	2400
1.75- 2.00	0	0	0	1	20	37	24	17	16	6	4	0	0	0	0	0	0	0	(213)	(424)
2.00- 2.50	0	0	0	0	42	34	28	31	16	14	2	0	0	0	0	0	0	0	498	2898
2.50- 3.00	0	0	0	0	5	27	20	12	13	6	4	1	0	0	0	0	0	0	(129)	(756)
3.00- 3.50	0	0	0	0	1	5	6	5	3	2	0	1	0	0	0	0	0	0	313	3211
3.50- 4.00	0	0	0	0	0	1	7	5	2	1	1	0	0	0	0	0	0	0	(81)	(835)
4.00- 4.50	0	0	0	0	0	0	4	1	2	2	0	0	0	0	0	0	0	0	201	3412
4.50- 5.00	0	0	0	0	0	0	0	0	2	1	0	0	0	0	0	0	0	0	(52)	(887)
5.00- 5.50	0	0	0	0	0	0	0	1	0	0	0	0	0	0	0	0	0	0	125	3537
5.50- 6.00	0	0	0	0	0	0	0	0	0	1	0	0	0	0	0	0	0	0	(33)	(920)
6.00- 6.50	0	0	0	0	0	0	0	0	0	0	0	0	0	0	0	0	0	0	167	3704
6.50- 7.00	0	0	0	0	0	0	0	0	0	0	0	0	0	0	0	0	0	0	(43)	(963)
7.00- 8.00	0	0	0	0	0	0	0	0	0	0	0	0	0	0	0	0	0	0	88	3792
8.00- 9.00	0	0	0	0	0	0	0	0	0	0	0	0	0	0	0	0	0	0	(23)	(986)
9.00-10.00	0	0	0	0	0	0	0	0	0	0	0	0	0	0	0	0	0	0	23	3815
10.00-11.00	0	0	0	0	0	0	0	0	0	0	0	0	0	0	0	0	0	0	(6)	(992)
11.00-12.00	0	0	0	0	0	0	0	0	0	0	0	0	0	0	0	0	0	0	17	3832
12.00-	0	0	0	0	0	0	0	0	0	0	0	0	0	0	0	0	0	0	(4)	(996)
																			9	3841
																			(2)	(999)
																			3	3844
																			(1)	(999)
																			1	3845
																			(0)	(1000)
																			1	3846
																			(0)	(1000)
																			0	3846
																			(0)	(1000)
																			0	3846
																			(0)	(1000)
																			0	3846
																			(0)	(1000)
																			0	3846
																			(0)	(1000)
																			0	3846
																			(0)	(1000)
																			0	3846
																			(0)	(1000)
																			0	3846
																			(0)	(1000)
TOTAL	41	42	150	499	850	949	644	361	194	81	32	3	0	0	0	0	0	0	3846	3846
(0.1%)	(11)	(11)	(39)	(130)	(221)	(247)	(167)	(94)	(50)	(21)	(8)	(1)	(0)	(0)	(0)	(0)	(0)	(0)	(1000)	(1000)
NICHO	41	83	233	732	1582	2531	3175	3536	3730	3811	3843	3846	3846	3846	3846	3846	3846	3846	3846	3846
(0.1%)	(11)	(22)	(61)	(190)	(411)	(658)	(826)	(919)	(970)	(991)	(999)	(1000)	(1000)	(1000)	(1000)	(1000)	(1000)	(1000)	(1000)	(1000)

付表－5.8 f　むつ小川原港　日平均有義波の波高・周期別出現率表（通年）

MUTSUOGAWARA　　NEN HYO　　74- 4 - 84- 12　　RITU BUNPU HYO

H \ T	SEION	3- 4	4- 5	5- 6	KISYU 6- 7	7- 8	USW 8- 9	9-10	10-11	11-12	12-13	13-14	14-15	15-16	16-17	17-18	18-19	19-	H3 T3 TOTAL	NICHO
SEION	1.0	0.2	0.1	0.	0.	0.	0.	0.0	0.	0.	0.	0.	0.	0.	0.	0.	0.	0.	1.4	1.4
0.25- 0.50	0.1	0.8	1.8	3.1	3.1	2.3	1.2	0.3	0.1	0.	0.	0.	0.	0.	0.	0.	0.	0.	(52)	(52)
0.50- 0.75	0.	0.1	1.5	5.1	6.7	7.3	4.1	1.5	0.6	0.1	0.0	0.	0.	0.	0.	0.	0.	0.	12.6	14.0
0.75- 1.00	0.	0.	0.4	2.6	5.0	6.0	4.1	2.0	0.8	0.2	0.2	0.	0.	0.	0.	0.	0.	0.	(485)	(537)
1.00- 1.25	0.	0.	0.1	1.3	2.8	3.4	2.4	1.6	1.0	0.4	0.0	0.	0.	0.	0.	0.	0.	0.	27.1	41.1
1.25- 1.50	0.	0.	0.	0.7	1.5	2.1	1.6	1.2	0.7	0.3	0.2	0.	0.	0.	0.	0.	0.	0.	(1044)	(1581)
1.50- 1.75	0.	0.	0.	0.2	1.3	0.9	1.0	0.9	0.5	0.2	0.2	0.0	0.	0.	0.	0.	0.	0.	21.3	62.4
1.75- 2.00	0.	0.	0.	0.0	0.5	1.0	0.6	0.4	0.4	0.2	0.1	0.	0.	0.	0.	0.	0.	0.	(819)	(2400)
2.00- 2.50	0.	0.	0.	0.	1.1	0.9	0.7	0.8	0.4	0.4	0.1	0.	0.	0.	0.	0.	0.	0.	12.9	75.4
2.50- 3.00	0.	0.	0.	0.	0.1	0.7	0.5	0.3	0.3	0.2	0.1	0.0	0.	0.	0.	0.	0.	0.	(498)	(2898)
3.00- 3.50	0.	0.	0.	0.	0.0	0.1	0.2	0.1	0.1	0.1	0.	0.0	0.	0.	0.	0.	0.	0.	8.1	83.5
3.50- 4.00	0.	0.	0.	0.	0.	0.0	0.2	0.1	0.1	0.0	0.0	0.	0.	0.	0.	0.	0.	0.	(313)	(3211)
4.00- 4.50	0.	0.	0.	0.	0.	0.	0.1	0.0	0.1	0.1	0.	0.	0.	0.	0.	0.	0.	0.	5.2	88.7
4.50- 5.00	0.	0.	0.	0.	0.	0.	0.	0.	0.1	0.0	0.	0.	0.	0.	0.	0.	0.	0.	(201)	(3412)
5.00- 5.50	0.	0.	0.	0.	0.	0.	0.	0.0	0.	0.	0.	0.	0.	0.	0.	0.	0.	0.	3.3	92.0
5.50- 6.00	0.	0.	0.	0.	0.	0.	0.	0.	0.	0.0	0.	0.	0.	0.	0.	0.	0.	0.	(125)	(3537)
6.00- 6.50	0.	0.	0.	0.	0.	0.	0.	0.	0.	0.	0.	0.	0.	0.	0.	0.	0.	0.	4.3	96.3
6.50- 7.00	0.	0.	0.	0.	0.	0.	0.	0.	0.	0.	0.	0.	0.	0.	0.	0.	0.	0.	(167)	(3704)
7.00- 8.00	0.	0.	0.	0.	0.	0.	0.	0.	0.	0.	0.	0.	0.	0.	0.	0.	0.	0.	2.3	98.6
8.00- 9.00	0.	0.	0.	0.	0.	0.	0.	0.	0.	0.	0.	0.	0.	0.	0.	0.	0.	0.	(88)	(3792)
9.00-10.00	0.	0.	0.	0.	0.	0.	0.	0.	0.	0.	0.	0.	0.	0.	0.	0.	0.	0.	0.6	99.2
10.00-11.00	0.	0.	0.	0.	0.	0.	0.	0.	0.	0.	0.	0.	0.	0.	0.	0.	0.	0.	(23)	(3815)
11.00-12.00	0.	0.	0.	0.	0.	0.	0.	0.	0.	0.	0.	0.	0.	0.	0.	0.	0.	0.	0.4	99.6
12.00-	0.	0.	0.	0.	0.	0.	0.	0.	0.	0.	0.	0.	0.	0.	0.	0.	0.	0.	(17)	(3832)
																			0.2	99.9
																			(9)	(3841)
																			0.1	99.9
																			(3)	(3844)
																			0.0	100.0
																			(1)	(3845)
																			0.0	100.0
																			(1)	(3846)
																			0.	100.0
																			(0)	(3846)
																			0.	100.0
																			(0)	(3846)
																			0.	100.0
																			(0)	(3846)
																			0.	100.0
																			(0)	(3846)
																			0.	100.0
																			(0)	(3846)
																			0.	100.0
																			(0)	(3846)
TOTAL	1.1	1.1	3.9	13.0	22.1	24.7	16.7	9.4	5.0	2.1	0.8	0.1	0.	0.	0.	0.	0.	0.	100.0	100.0
	41	42	150	499	850	949	644	361	194	81	32	3	0	0	0	0	0	0	3846	3846
NICHO	1.1	2.2	6.1	19.0	41.1	65.8	82.6	91.9	97.0	99.1	99.9	100.0	100.0	100.0	100.0	100.0	100.0	100.0	100.0	100.0
	41	83	233	732	1582	2531	3175	3536	3730	3811	3843	3846	3846	3846	3846	3846	3846	3846	3846	3846

付表－5.9(1)a　八戸港（SGW, USW）日平均有義波の波高・周期別度数分布表（冬季）

HACHINOHE　　KISYU　SGW-USW　KI　HYO　71- 84　12- 2　DOSUU BUNPU HYO　H3　T3

H \ T	SEION	3- 4	4- 5	5- 6	6- 7	7- 8	8- 9	9-10	10-11	11-12	12-13	13-14	14-15	15-16	16-17	17-18	18-19	19-	TOTAL	MICHO
SEION	0	0	1	0	0	0	0	1	1	2	1	0	0	0	0	0	0	0	6	6
																			(6)	(6)
0.25- 0.50	0	1	17	49	24	21	10	16	19	21	6	1	0	0	0	0	0	0	185	191
																			(186)	(192)
0.50- 0.75	0	1	33	88	42	32	21	25	13	8	10	2	0	0	0	0	0	0	275	466
																			(277)	(469)
0.75- 1.00	0	0	24	59	21	18	20	10	17	5	4	4	1	0	0	0	0	0	183	649
																			(184)	(654)
1.00- 1.25	0	0	2	28	11	21	21	20	12	11	5	1	0	0	0	0	0	0	132	781
																			(133)	(787)
1.25- 1.50	0	0	0	8	6	8	6	7	8	11	5	1	0	0	0	0	0	0	60	841
																			(60)	(847)
1.50- 1.75	0	0	0	1	3	9	6	5	5	4	4	0	0	0	0	0	0	0	37	878
																			(37)	(884)
1.75- 2.00	0	0	0	0	1	5	8	7	5	8	2	2	0	0	0	0	0	0	38	916
																			(38)	(922)
2.00- 2.50	0	0	0	0	3	10	5	7	7	4	1	2	1	0	0	0	0	0	40	956
																			(40)	(963)
2.50- 3.00	0	0	0	0	0	3	1	2	0	3	2	1	0	0	0	0	0	0	12	968
																			(12)	(975)
3.00- 3.50	0	0	0	0	0	2	0	2	3	2	2	1	1	0	0	0	0	0	13	981
																			(13)	(988)
3.50- 4.00	0	0	0	0	0	0	0	1	1	2	0	1	0	0	0	0	0	0	5	986
																			(5)	(993)
4.00- 4.50	0	0	0	0	0	0	1	0	1	0	1	0	0	0	0	0	0	0	3	989
																			(3)	(996)
4.50- 5.00	0	0	0	0	0	0	0	1	0	1	1	0	0	0	0	0	0	0	3	992
																			(3)	(999)
5.00- 5.50	0	0	0	0	0	0	0	0	1	0	0	0	0	0	0	0	0	0	1	993
																			(1)	(1000)
5.50- 6.00	0	0	0	0	0	0	0	0	0	0	0	0	0	0	0	0	0	0	0	993
																			(0)	(1000)
6.00- 6.50	0	0	0	0	0	0	0	0	0	0	0	0	0	0	0	0	0	0	0	993
																			(0)	(1000)
6.50- 7.00	0	0	0	0	0	0	0	0	0	0	0	0	0	0	0	0	0	0	0	993
																			(0)	(1000)
7.00- 8.00	0	0	0	0	0	0	0	0	0	0	0	0	0	0	0	0	0	0	0	993
																			(0)	(1000)
8.00- 9.00	0	0	0	0	0	0	0	0	0	0	0	0	0	0	0	0	0	0	0	993
																			(0)	(1000)
9.00-10.00	0	0	0	0	0	0	0	0	0	0	0	0	0	0	0	0	0	0	0	993
																			(0)	(1000)
10.00-11.00	0	0	0	0	0	0	0	0	0	0	0	0	0	0	0	0	0	0	0	993
																			(0)	(1000)
11.00-12.00	0	0	0	0	0	0	0	0	0	0	0	0	0	0	0	0	0	0	0	993
																			(0)	(1000)
12.00-	0	0	0	0	0	0	0	0	0	0	0	0	0	0	0	0	0	0	0	993
																			(0)	(1000)
TOTAL	0	2	77	233	111	129	99	104	93	82	44	16	3	0	0	0	0	0	993	993
(0.1%)	(0)	(2)	(78)	(235)	(112)	(130)	(100)	(105)	(94)	(83)	(44)	(16)	(3)	(0)	(0)	(0)	(0)	(0)	(1000)	(1000)
MICHO	0	2	79	312	423	552	651	755	848	930	974	990	993	993	993	993	993	993	993	993
(0.1%)	(0)	(2)	(80)	(314)	(426)	(556)	(656)	(760)	(854)	(937)	(981)	(997)	(1000)	(1000)	(1000)	(1000)	(1000)	(1000)	(1000)	(1000)

付表－5.9(1)b　八戸港（SGW, USW）日平均有義波の波高・周期別度数分布表（春季）

HACHINOHE　　KISYU　SGW-USW　KI　HYO　71- 84　3- 5　DOSUU BUNPU HYO　H3　T3

H \ T	SEION	3- 4	4- 5	5- 6	6- 7	7- 8	8- 9	9-10	10-11	11-12	12-13	13-14	14-15	15-16	16-17	17-18	18-19	19-	TOTAL	MICHO
SEION	3	2	1	1	1	0	1	0	4	5	3	2	0	0	0	0	0	0	23	23
																			(21)	(21)
0.25- 0.50	0	1	14	50	48	38	14	23	14	13	1	1	1	0	0	0	0	0	218	241
																			(196)	(217)
0.50- 0.75	0	0	20	76	89	55	43	24	13	6	1	0	1	0	0	0	0	0	328	569
																			(295)	(511)
0.75- 1.00	0	0	14	49	47	42	36	17	11	3	1	0	0	0	0	0	0	0	220	789
																			(198)	(709)
1.00- 1.25	0	0	3	23	18	28	13	15	9	1	1	1	0	0	0	0	0	0	112	901
																			(101)	(810)
1.25- 1.50	0	0	0	6	12	11	9	10	4	3	0	0	0	0	0	0	0	0	55	956
																			(49)	(859)
1.50- 1.75	0	0	0	2	8	4	6	9	2	5	2	0	0	0	0	0	0	0	38	994
																			(34)	(893)
1.75- 2.00	0	0	0	1	4	6	6	5	6	2	5	0	0	0	0	0	0	0	35	1029
																			(31)	(925)
2.00- 2.50	0	0	0	0	7	7	13	10	5	6	7	0	1	0	0	0	0	0	56	1085
																			(50)	(975)
2.50- 3.00	0	0	0	0	1	1	3	4	0	1	0	1	0	0	0	0	0	0	11	1096
																			(10)	(985)
3.00- 3.50	0	0	0	0	0	0	5	2	2	1	0	2	0	0	0	0	0	0	12	1108
																			(11)	(996)
3.50- 4.00	0	0	0	0	0	0	1	1	0	0	1	1	0	0	0	0	0	0	4	1112
																			(4)	(999)
4.00- 4.50	0	0	0	0	0	0	0	0	0	1	0	0	0	0	0	0	0	0	1	1113
																			(1)	(1000)
4.50- 5.00	0	0	0	0	0	0	0	0	0	0	0	0	0	0	0	0	0	0	0	1113
																			(0)	(1000)
5.00- 5.50	0	0	0	0	0	0	0	0	0	0	0	0	0	0	0	0	0	0	0	1113
																			(0)	(1000)
5.50- 6.00	0	0	0	0	0	0	0	0	0	0	0	0	0	0	0	0	0	0	0	1113
																			(0)	(1000)
6.00- 6.50	0	0	0	0	0	0	0	0	0	0	0	0	0	0	0	0	0	0	0	1113
																			(0)	(1000)
6.50- 7.00	0	0	0	0	0	0	0	0	0	0	0	0	0	0	0	0	0	0	0	1113
																			(0)	(1000)
7.00- 8.00	0	0	0	0	0	0	0	0	0	0	0	0	0	0	0	0	0	0	0	1113
																			(0)	(1000)
8.00- 9.00	0	0	0	0	0	0	0	0	0	0	0	0	0	0	0	0	0	0	0	1113
																			(0)	(1000)
9.00-10.00	0	0	0	0	0	0	0	0	0	0	0	0	0	0	0	0	0	0	0	1113
																			(0)	(1000)
10.00-11.00	0	0	0	0	0	0	0	0	0	0	0	0	0	0	0	0	0	0	0	1113
																			(0)	(1000)
11.00-12.00	0	0	0	0	0	0	0	0	0	0	0	0	0	0	0	0	0	0	0	1113
																			(0)	(1000)
12.00-	0	0	0	0	0	0	0	0	0	0	0	0	0	0	0	0	0	0	0	1113
																			(0)	(1000)
TOTAL	3	3	52	208	235	192	150	120	70	47	22	8	3	0	0	0	0	0	1113	1113
(0.1%)	(3)	(3)	(47)	(187)	(211)	(173)	(135)	(108)	(63)	(42)	(20)	(7)	(3)	(0)	(0)	(0)	(0)	(0)	(1000)	(1000)
MICHO	3	6	58	266	501	693	843	963	1033	1080	1102	1110	1113	1113	1113	1113	1113	1113	1113	1113
(0.1%)	(3)	(5)	(52)	(239)	(450)	(623)	(757)	(865)	(928)	(970)	(990)	(997)	(1000)	(1000)	(1000)	(1000)	(1000)	(1000)	(1000)	(1000)

付表－5.9(1)c　八戸港（SGW, USW）　日平均有義波の波高・周期別度数分布表（夏季）

HACHINOHE　　KISYU　　SGW-USW　　KI　HYO　　71- 84　　4- 8　　DOSUU BUNPU HYO

H \ T	SEION	3- 4	4- 5	5- 6	6- 7	7- 8	8- 9	9-10	10-11	11-12	12-13	13-14	14-15	15-16	16-17	17-18	18-19	19-	H3 T3 TOTAL	NICHO
SEION	1	5	2	0	1	0	0	0	3	4	4	1	0	0	0	0	0	0	21 (17)	21 (17)
0.25- 0.50	0	1	17	56	78	62	20	20	24	23	9	6	0	0	0	0	0	0	316 (260)	337 (277)
0.50- 0.75	0	1	13	87	134	86	52	14	9	5	7	4	0	0	0	0	0	0	414 (341)	751 (618)
0.75- 1.00	0	0	7	37	54	52	26	12	5	4	0	0	0	0	0	0	0	0	197 (162)	948 (780)
1.00- 1.25	0	0	1	18	37	32	16	11	4	1	0	0	0	0	0	0	0	0	120 (99)	1068 (879)
1.25- 1.50	0	0	0	5	20	13	3	6	2	1	0	0	0	0	0	0	0	0	50 (41)	1118 (920)
1.50- 1.75	0	0	0	2	20	10	3	2	1	0	1	0	0	0	0	0	0	0	39 (32)	1157 (952)
1.75- 2.00	0	0	0	0	9	4	8	3	1	1	0	0	0	0	0	0	0	0	26 (21)	1183 (974)
2.00- 2.50	0	0	0	0	6	8	4	4	0	0	0	0	0	0	0	0	0	0	22 (18)	1205 (992)
2.50- 3.00	0	0	0	0	1	4	1	0	0	0	0	0	0	0	0	0	0	0	6 (5)	1211 (997)
3.00- 3.50	0	0	0	0	0	2	1	0	0	0	0	0	0	0	0	0	0	0	3 (2)	1214 (999)
3.50- 4.00	0	0	0	0	0	0	0	1	0	0	0	0	0	0	0	0	0	0	1 (1)	1215 (1000)
4.00- 4.50	0	0	0	0	0	0	0	0	0	0	0	0	0	0	0	0	0	0	0 (0)	1215 (1000)
4.50- 5.00	0	0	0	0	0	0	0	0	0	0	0	0	0	0	0	0	0	0	0 (0)	1215 (1000)
5.00- 5.50	0	0	0	0	0	0	0	0	0	0	0	0	0	0	0	0	0	0	0 (0)	1215 (1000)
5.50- 6.00	0	0	0	0	0	0	0	0	0	0	0	0	0	0	0	0	0	0	0 (0)	1215 (1000)
6.00- 6.50	0	0	0	0	0	0	0	0	0	0	0	0	0	0	0	0	0	0	0 (0)	1215 (1000)
6.50- 7.00	0	0	0	0	0	0	0	0	0	0	0	0	0	0	0	0	0	0	0 (0)	1215 (1000)
7.00- 8.00	0	0	0	0	0	0	0	0	0	0	0	0	0	0	0	0	0	0	0 (0)	1215 (1000)
8.00- 9.00	0	0	0	0	0	0	0	0	0	0	0	0	0	0	0	0	0	0	0 (0)	1215 (1000)
9.00-10.00	0	0	0	0	0	0	0	0	0	0	0	0	0	0	0	0	0	0	0 (0)	1215 (1000)
10.00-11.00	0	0	0	0	0	0	0	0	0	0	0	0	0	0	0	0	0	0	0 (0)	1215 (1000)
11.00-12.00	0	0	0	0	0	0	0	0	0	0	0	0	0	0	0	0	0	0	0 (0)	1215 (1000)
12.00-	0	0	0	0	0	0	0	0	0	0	0	0	0	0	0	0	0	0	0 (0)	1215 (1000)
TOTAL	1	7	40	205	360	273	134	75	49	39	21	11	0	0	0	0	0	0	1215 (1000)	1215 (1000)
(0.1%)	(1)	(6)	(33)	(169)	(296)	(225)	(110)	(62)	(40)	(32)	(17)	(9)	(0)	(0)	(0)	(0)	(0)	(0)		
NICHO	1	8	48	253	613	886	1020	1095	1144	1183	1204	1215	1215	1215	1215	1215	1215	1215	1215 (1000)	1215 (1000)
(0.1%)	(1)	(7)	(40)	(208)	(505)	(729)	(840)	(901)	(942)	(974)	(991)	(1000)	(1000)	(1000)	(1000)	(1000)	(1000)	(1000)		

付表－5.9(1)d　八戸港（SGW, USW）　日平均有義波の波高・周期別度数分布表（秋季）

HACHINOHE　　KISYU　　SGW-USW　　KI　HYO　　71- 84　　9- 11　　DOSUU BUNPU HYO

H \ T	SEION	3- 4	4- 5	5- 6	6- 7	7- 8	8- 9	9-10	10-11	11-12	12-13	13-14	14-15	15-16	16-17	17-18	18-19	19-	H3 T3 TOTAL	NICHO
SEION	0	0	0	0	0	0	0	0	0	3	0	0	0	0	0	0	0	0	3 (2)	3 (2)
0.25- 0.50	0	3	32	63	43	19	14	6	15	18	9	5	0	0	0	0	0	0	227 (186)	230 (189)
0.50- 0.75	0	5	46	84	71	57	33	24	23	11	6	0	0	0	0	0	0	0	360 (295)	590 (484)
0.75- 1.00	0	0	27	60	53	39	36	22	13	6	2	1	0	0	0	0	0	0	259 (212)	849 (696)
1.00- 1.25	0	0	3	28	29	22	26	23	8	5	2	1	0	0	0	0	0	0	147 (121)	996 (817)
1.25- 1.50	0	0	0	7	16	12	12	19	12	7	2	0	0	0	0	0	0	0	87 (71)	1083 (888)
1.50- 1.75	0	0	0	0	17	10	5	9	7	0	1	0	0	0	0	0	0	0	49 (40)	1132 (929)
1.75- 2.00	0	0	0	1	6	5	5	6	3	1	3	0	0	0	0	0	0	0	30 (25)	1162 (953)
2.00- 2.50	0	0	0	0	2	13	4	8	4	4	0	0	0	0	0	0	0	0	35 (29)	1197 (982)
2.50- 3.00	0	0	0	0	0	1	4	4	3	1	3	0	0	0	0	0	0	0	16 (13)	1213 (995)
3.00- 3.50	0	0	0	0	0	0	1	0	1	1	0	1	0	0	0	0	0	0	4 (3)	1217 (998)
3.50- 4.00	0	0	0	0	0	0	0	0	0	0	1	0	0	0	0	0	0	0	1 (1)	1218 (999)
4.00- 4.50	0	0	0	0	0	0	0	0	0	0	0	1	0	0	0	0	0	0	1 (1)	1219 (1000)
4.50- 5.00	0	0	0	0	0	0	0	0	0	0	0	0	0	0	0	0	0	0	0 (0)	1219 (1000)
5.00- 5.50	0	0	0	0	0	0	0	0	0	0	0	0	0	0	0	0	0	0	0 (0)	1219 (1000)
5.50- 6.00	0	0	0	0	0	0	0	0	0	0	0	0	0	0	0	0	0	0	0 (0)	1219 (1000)
6.00- 6.50	0	0	0	0	0	0	0	0	0	0	0	0	0	0	0	0	0	0	0 (0)	1219 (1000)
6.50- 7.00	0	0	0	0	0	0	0	0	0	0	0	0	0	0	0	0	0	0	0 (0)	1219 (1000)
7.00- 8.00	0	0	0	0	0	0	0	0	0	0	0	0	0	0	0	0	0	0	0 (0)	1219 (1000)
8.00- 9.00	0	0	0	0	0	0	0	0	0	0	0	0	0	0	0	0	0	0	0 (0)	1219 (1000)
9.00-10.00	0	0	0	0	0	0	0	0	0	0	0	0	0	0	0	0	0	0	0 (0)	1219 (1000)
10.00-11.00	0	0	0	0	0	0	0	0	0	0	0	0	0	0	0	0	0	0	0 (0)	1219 (1000)
11.00-12.00	0	0	0	0	0	0	0	0	0	0	0	0	0	0	0	0	0	0	0 (0)	1219 (1000)
12.00-	0	0	0	0	0	0	0	0	0	0	0	0	0	0	0	0	0	0	0 (0)	1219 (1000)
TOTAL	0	8	108	243	237	178	140	121	89	57	29	9	0	0	0	0	0	0	1219 (1000)	1219 (1000)
(0.1%)	(0)	(7)	(89)	(199)	(194)	(146)	(115)	(99)	(73)	(47)	(24)	(7)	(0)	(0)	(0)	(0)	(0)	(0)		
NICHO	0	8	116	359	596	774	914	1035	1124	1181	1210	1219	1219	1219	1219	1219	1219	1219	1219 (1000)	1219 (1000)
(0.1%)	(0)	(7)	(95)	(295)	(489)	(635)	(750)	(849)	(922)	(969)	(993)	(1000)	(1000)	(1000)	(1000)	(1000)	(1000)	(1000)		

付表－5.9(1)e　八戸港（SGW, USW）日平均有義波の波高・周期別度数分布表（通年）

NACHINOHE　　MEN　HYO　　71- 3 ~ 84- 12　　SOSUU BUNPU HYO

H \ T	SEIOH	3- 4	4- 5	5- 6	6- 7	7- 8	8- 9	9-10	10-11	11-12	12-13	13-14	14-15	15-16	16-17	17-18	18-19	19-	TOTAL	MICHO
	KISYU						SGW-USW												H3	T3
SEIOH	4	7	4	1	2	0	1	1	8	14	8	3	0	0	0	0	0	0	53	53
0.25- 0.50	0	6	81	218	194	140	58	65	72	75	25	13	1	0	0	0	0	0	(12)	(12)
0.50- 0.75	0	7	116	339	336	231	150	90	58	30	24	6	1	0	0	0	0	0	948	1001
0.75- 1.00	0	0	72	208	176	151	118	61	46	18	7	5	1	0	0	0	0	0	(207)	(219)
1.00- 1.25	0	0	9	99	95	104	76	69	33	18	8	3	0	0	0	0	0	0	1388	2369
1.25- 1.50	0	0	0	28	55	44	30	43	26	22	7	1	0	0	0	0	0	0	(304)	(523)
1.50- 1.75	0	0	0	5	49	34	20	25	15	9	8	0	0	0	0	0	0	0	863	3252
1.75- 2.00	0	0	0	2	20	20	27	21	15	13	10	2	0	0	0	0	0	0	(189)	(711)
2.00- 2.50	0	0	0	0	18	39	26	30	16	15	8	2	2	0	0	0	0	0	514	3766
2.50- 3.00	0	0	0	0	2	9	9	10	3	5	6	2	0	0	0	0	0	0	(112)	(824)
3.00- 3.50	0	0	0	0	0	4	7	4	6	4	2	4	1	0	0	0	0	0	256	4022
3.50- 4.00	0	0	0	0	0	0	1	3	1	2	2	2	0	0	0	0	0	0	(56)	(880)
4.00- 4.50	0	0	0	0	0	0	1	0	1	1	1	1	0	0	0	0	0	0	165	4187
4.50- 5.00	0	0	0	0	0	0	0	1	0	1	1	0	0	0	0	0	0	0	(36)	(916)
5.00- 5.50	0	0	0	0	0	0	0	0	1	0	0	0	0	0	0	0	0	0	130	4317
5.50- 6.00	0	0	0	0	0	0	0	0	0	0	0	0	0	0	0	0	0	0	(28)	(944)
6.00- 6.50	0	0	0	0	0	0	0	0	0	0	0	0	0	0	0	0	0	0	156	4473
6.50- 7.00	0	0	0	0	0	0	0	0	0	0	0	0	0	0	0	0	0	0	(34)	(979)
7.00- 8.00	0	0	0	0	0	0	0	0	0	0	0	0	0	0	0	0	0	0	46	4519
8.00- 9.00	0	0	0	0	0	0	0	0	0	0	0	0	0	0	0	0	0	0	(10)	(989)
9.00-10.00	0	0	0	0	0	0	0	0	0	0	0	0	0	0	0	0	0	0	32	4551
10.00-11.00	0	0	0	0	0	0	0	0	0	0	0	0	0	0	0	0	0	0	(7)	(996)
11.00-12.00	0	0	0	0	0	0	0	0	0	0	0	0	0	0	0	0	0	0	11	4562
12.00-	0	0	0	0	0	0	0	0	0	0	0	0	0	0	0	0	0	0	(2)	(998)
																			5	4567
																			(1)	(999)
																			3	4570
																			(1)	(1000)
																			1	4571
																			(0)	(1000)
																			0	4571
																			(0)	(1000)
																			0	4571
																			(0)	(1000)
																			0	4571
																			(0)	(1000)
																			0	4571
																			(0)	(1000)
																			0	4571
																			(0)	(1000)
																			0	4571
																			(0)	(1000)
TOTAL	4	20	282	900	947	776	524	423	301	227	117	44	6	0	0	0	0	0	4571	4571
(0.1%)	(1)	(4)	(62)	(197)	(207)	(170)	(115)	(93)	(66)	(50)	(26)	(10)	(1)	(0)	(0)	(0)	(0)	(0)	(1000)	(1000)
MICHO	4	24	306	1206	2153	2929	3453	3876	4177	4404	4521	4565	4571	4571	4571	4571	4571	4571	4571	4571
(0.1%)	(1)	(5)	(67)	(264)	(471)	(641)	(755)	(848)	(914)	(963)	(989)	(999)	(1000)	(1000)	(1000)	(1000)	(1000)	(1000)	(1000)	(1000)

付表－5.9(1)f　八戸港（SGW, USW）日平均有義波の波高・周期別出現率表（通年）

NACHINOHE　　MEN　HYO　　71- 3 ~ 84- 12　　RITU BUNPU HYO

H \ T	SEIOH	3- 4	4- 5	5- 6	6- 7	7- 8	8- 9	9-10	10-11	11-12	12-13	13-14	14-15	15-16	16-17	17-18	18-19	19-	TOTAL	MICHO
	KISYU						SGW-USW												H3	T3
SEIOH	0.1	0.2	0.1	0.0	0.0	0.	0.0	0.0	0.2	0.3	0.2	0.1	0.	0.	0.	0.	0.	0.	1.2	1.2
0.25- 0.50	0.	0.1	1.8	4.8	4.2	3.1	1.3	1.4	1.6	1.6	0.5	0.3	0.0	0.	0.	0.	0.	0.	(53)	(53)
0.50- 0.75	0.	0.2	2.5	7.4	7.4	5.1	3.3	2.0	1.3	0.7	0.5	0.1	0.0	0.	0.	0.	0.	0.	20.7	21.9
0.75- 1.00	0.	0.	1.6	4.6	3.9	3.3	2.6	1.3	1.0	0.4	0.2	0.1	0.0	0.	0.	0.	0.	0.	(948)	(1001)
1.00- 1.25	0.	0.	0.2	2.2	2.1	2.3	1.7	1.5	0.7	0.4	0.2	0.1	0.	0.	0.	0.	0.	0.	30.4	52.3
1.25- 1.50	0.	0.	0.	0.6	1.2	1.0	0.7	0.9	0.6	0.5	0.2	0.0	0.	0.	0.	0.	0.	0.	(1388)	(2389)
1.50- 1.75	0.	0.	0.	0.1	1.1	0.7	0.4	0.5	0.3	0.2	0.2	0.	0.	0.	0.	0.	0.	0.	18.9	71.1
1.75- 2.00	0.	0.	0.	0.0	0.4	0.4	0.6	0.5	0.3	0.3	0.2	0.0	0.	0.	0.	0.	0.	0.	(863)	(3252)
2.00- 2.50	0.	0.	0.	0.	0.4	0.9	0.6	0.7	0.4	0.3	0.2	0.0	0.0	0.	0.	0.	0.	0.	11.2	82.4
2.50- 3.00	0.	0.	0.	0.	0.0	0.2	0.2	0.2	0.1	0.1	0.1	0.0	0.	0.	0.	0.	0.	0.	(514)	(3766)
3.00- 3.50	0.	0.	0.	0.	0.	0.1	0.2	0.1	0.1	0.1	0.0	0.1	0.0	0.	0.	0.	0.	0.	5.6	88.0
3.50- 4.00	0.	0.	0.	0.	0.	0.	0.0	0.1	0.0	0.0	0.0	0.0	0.	0.	0.	0.	0.	0.	(256)	(4022)
4.00- 4.50	0.	0.	0.	0.	0.	0.	0.0	0.	0.0	0.0	0.0	0.0	0.	0.	0.	0.	0.	0.	3.6	91.6
4.50- 5.00	0.	0.	0.	0.	0.	0.	0.	0.0	0.	0.0	0.0	0.	0.	0.	0.	0.	0.	0.	(165)	(4187)
5.00- 5.50	0.	0.	0.	0.	0.	0.	0.	0.	0.0	0.	0.	0.	0.	0.	0.	0.	0.	0.	2.8	94.4
5.50- 6.00	0.	0.	0.	0.	0.	0.	0.	0.	0.	0.	0.	0.	0.	0.	0.	0.	0.	0.	(130)	(4317)
6.00- 6.50	0.	0.	0.	0.	0.	0.	0.	0.	0.	0.	0.	0.	0.	0.	0.	0.	0.	0.	3.4	97.9
6.50- 7.00	0.	0.	0.	0.	0.	0.	0.	0.	0.	0.	0.	0.	0.	0.	0.	0.	0.	0.	(156)	(4473)
7.00- 8.00	0.	0.	0.	0.	0.	0.	0.	0.	0.	0.	0.	0.	0.	0.	0.	0.	0.	0.	1.0	98.9
8.00- 9.00	0.	0.	0.	0.	0.	0.	0.	0.	0.	0.	0.	0.	0.	0.	0.	0.	0.	0.	(46)	(4519)
9.00-10.00	0.	0.	0.	0.	0.	0.	0.	0.	0.	0.	0.	0.	0.	0.	0.	0.	0.	0.	0.7	99.6
10.00-11.00	0.	0.	0.	0.	0.	0.	0.	0.	0.	0.	0.	0.	0.	0.	0.	0.	0.	0.	(32)	(4551)
11.00-12.00	0.	0.	0.	0.	0.	0.	0.	0.	0.	0.	0.	0.	0.	0.	0.	0.	0.	0.	0.2	99.8
12.00-	0.	0.	0.	0.	0.	0.	0.	0.	0.	0.	0.	0.	0.	0.	0.	0.	0.	0.	(11)	(4562)
																			0.1	99.9
																			(5)	(4567)
																			0.1	100.0
																			(3)	(4570)
																			0.0	100.0
																			(1)	(4571)
																			0.	100.0
																			(0)	(4571)
																			0.	100.0
																			(0)	(4571)
																			0.	100.0
																			(0)	(4571)
																			0.	100.0
																			(0)	(4571)
																			0.	100.0
																			(0)	(4571)
																			0.	100.0
																			(0)	(4571)
																			0.	100.0
																			(0)	(4571)
TOTAL	0.1	0.4	6.2	19.7	20.7	17.0	11.5	9.3	6.6	5.0	2.6	1.0	0.1	0.	0.	0.	0.	0.	100.0	100.0
	4	20	282	900	947	776	524	423	301	227	117	44	6	0	0	0	0	0	4571	4571
MICHO	0.1	0.5	6.7	26.4	47.1	64.1	75.5	84.8	91.4	96.3	98.9	99.9	100.0	100.0	100.0	100.0	100.0	100.0	100.0	100.0
	4	24	306	1206	2153	2929	3453	3876	4177	4404	4521	4565	4571	4571	4571	4571	4571	4571	4571	4571

付表－5.9 (2) a　八戸港（USW）　日平均有義波の波高・周期別度数分布表（冬季）

HACHINOHE　　KISYU USW　　KI HYO　　73- 84　12- 2　　DOSUU BUNPU HYO　H3 T3

H \ T	SEION	3- 4	4- 5	5- 6	6- 7	7- 8	8- 9	9-10	10-11	11-12	12-13	13-14	14-15	15-16	16-17	17-18	18-19	19-	TOTAL	HICHO
SEION	0	0	1	0	0	0	0	0	0	0	0	0	0	0	0	0	0	0	1 (1)	1 (1)
0.25- 0.50	0	1	17	49	24	19	7	4	2	1	0	0	0	0	0	0	0	0	124 (149)	125 (150)
0.50- 0.75	0	1	33	88	42	31	20	22	6	1	3	0	0	0	0	0	0	0	247 (297)	372 (448)
0.75- 1.00	0	0	24	59	20	16	19	8	13	2	3	3	0	0	0	0	0	0	167 (201)	539 (649)
1.00- 1.25	0	0	2	28	11	21	20	16	11	8	2	0	0	0	0	0	0	0	119 (143)	658 (792)
1.25- 1.50	0	0	0	8	6	8	4	7	8	10	2	0	0	0	0	0	0	0	53 (64)	711 (856)
1.50- 1.75	0	0	0	1	3	9	6	3	4	1	4	0	0	0	0	0	0	0	31 (37)	742 (893)
1.75- 2.00	0	0	0	0	1	5	6	6	4	4	0	2	0	0	0	0	0	0	28 (34)	770 (927)
2.00- 2.50	0	0	0	0	3	10	4	5	3	3	1	2	0	0	0	0	0	0	31 (37)	801 (964)
2.50- 3.00	0	0	0	0	0	3	1	2	0	3	2	0	0	0	0	0	0	0	11 (13)	812 (977)
3.00- 3.50	0	0	0	0	0	2	0	2	2	1	2	0	0	0	0	0	0	0	9 (11)	821 (988)
3.50- 4.00	0	0	0	0	0	0	0	1	1	2	0	0	0	0	0	0	0	0	4 (5)	825 (993)
4.00- 4.50	0	0	0	0	0	0	1	0	1	0	0	0	0	0	0	0	0	0	2 (2)	827 (995)
4.50- 5.00	0	0	0	0	0	0	0	1	0	1	1	0	0	0	0	0	0	0	3 (4)	830 (999)
5.00- 5.50	0	0	0	0	0	0	0	0	1	0	0	0	0	0	0	0	0	0	1 (1)	831 (1000)
5.50- 6.00	0	0	0	0	0	0	0	0	0	0	0	0	0	0	0	0	0	0	0 (0)	831 (1000)
6.00- 6.50	0	0	0	0	0	0	0	0	0	0	0	0	0	0	0	0	0	0	0 (0)	831 (1000)
6.50- 7.00	0	0	0	0	0	0	0	0	0	0	0	0	0	0	0	0	0	0	0 (0)	831 (1000)
7.00- 8.00	0	0	0	0	0	0	0	0	0	0	0	0	0	0	0	0	0	0	0 (0)	831 (1000)
8.00- 9.00	0	0	0	0	0	0	0	0	0	0	0	0	0	0	0	0	0	0	0 (0)	831 (1000)
9.00-10.00	0	0	0	0	0	0	0	0	0	0	0	0	0	0	0	0	0	0	0 (0)	831 (1000)
10.00-11.00	0	0	0	0	0	0	0	0	0	0	0	0	0	0	0	0	0	0	0 (0)	831 (1000)
11.00-12.00	0	0	0	0	0	0	0	0	0	0	0	0	0	0	0	0	0	0	0 (0)	831 (1000)
12.00-	0	0	0	0	0	0	0	0	0	0	0	0	0	0	0	0	0	0	0 (0)	831 (1000)
TOTAL	0	2	77	233	110	124	88	77	56	37	20	7	0	0	0	0	0	0	831	831
(0.1%)	(0)	(2)	(93)	(280)	(132)	(149)	(106)	(93)	(67)	(45)	(24)	(8)	(0)	(0)	(0)	(0)	(0)	(0)	(1000)	(1000)
HICHO	0	2	79	312	422	546	634	711	767	804	824	831	831	831	831	831	831	831	831	831
(0.1%)	(0)	(2)	(95)	(375)	(508)	(657)	(763)	(856)	(923)	(968)	(992)	(1000)	(1000)	(1000)	(1000)	(1000)	(1000)	(1000)	(1000)	(1000)

付表－5.9 (2) b　八戸港（USW）　日平均有義波の波高・周期別度数分布表（春季）

HACHINOHE　　KISYU USW　　KI HYO　　73- 84　3- 5　　DOSUU BUNPU HYO　H3 T3

H \ T	SEION	3- 4	4- 5	5- 6	6- 7	7- 8	8- 9	9-10	10-11	11-12	12-13	13-14	14-15	15-16	16-17	17-18	18-19	19-	TOTAL	HICHO
SEION	3	2	1	1	1	0	1	0	0	0	0	0	0	0	0	0	0	0	9 (9)	9 (9)
0.25- 0.50	0	1	14	50	48	38	11	7	1	1	0	0	0	0	0	0	0	0	171 (177)	180 (186)
0.50- 0.75	0	0	20	76	89	55	37	11	3	1	0	0	0	0	0	0	0	0	292 (302)	472 (489)
0.75- 1.00	0	0	14	49	47	42	35	11	8	0	1	0	0	0	0	0	0	0	207 (214)	679 (703)
1.00- 1.25	0	0	3	23	18	27	10	11	6	1	1	0	0	0	0	0	0	0	100 (104)	779 (806)
1.25- 1.50	0	0	0	6	12	11	8	7	3	3	0	0	0	0	0	0	0	0	50 (52)	829 (858)
1.50- 1.75	0	0	0	2	8	4	6	9	2	3	2	0	0	0	0	0	0	0	36 (37)	865 (895)
1.75- 2.00	0	0	0	1	4	6	6	5	5	1	1	0	0	0	0	0	0	0	29 (30)	894 (925)
2.00- 2.50	0	0	0	0	7	7	13	9	5	5	3	0	0	0	0	0	0	0	49 (51)	943 (976)
2.50- 3.00	0	0	0	0	1	1	3	3	0	1	0	0	0	0	0	0	0	0	9 (9)	952 (986)
3.00- 3.50	0	0	0	0	0	0	5	1	1	1	0	1	0	0	0	0	0	0	9 (9)	961 (995)
3.50- 4.00	0	0	0	0	0	0	1	1	0	0	1	1	0	0	0	0	0	0	4 (4)	965 (999)
4.00- 4.50	0	0	0	0	0	0	0	0	0	1	0	0	0	0	0	0	0	0	1 (1)	966 (1000)
4.50- 5.00	0	0	0	0	0	0	0	0	0	0	0	0	0	0	0	0	0	0	0 (0)	966 (1000)
5.00- 5.50	0	0	0	0	0	0	0	0	0	0	0	0	0	0	0	0	0	0	0 (0)	966 (1000)
5.50- 6.00	0	0	0	0	0	0	0	0	0	0	0	0	0	0	0	0	0	0	0 (0)	966 (1000)
6.00- 6.50	0	0	0	0	0	0	0	0	0	0	0	0	0	0	0	0	0	0	0 (0)	966 (1000)
6.50- 7.00	0	0	0	0	0	0	0	0	0	0	0	0	0	0	0	0	0	0	0 (0)	966 (1000)
7.00- 8.00	0	0	0	0	0	0	0	0	0	0	0	0	0	0	0	0	0	0	0 (0)	966 (1000)
8.00- 9.00	0	0	0	0	0	0	0	0	0	0	0	0	0	0	0	0	0	0	0 (0)	966 (1000)
9.00-10.00	0	0	0	0	0	0	0	0	0	0	0	0	0	0	0	0	0	0	0 (0)	966 (1000)
10.00-11.00	0	0	0	0	0	0	0	0	0	0	0	0	0	0	0	0	0	0	0 (0)	966 (1000)
11.00-12.00	0	0	0	0	0	0	0	0	0	0	0	0	0	0	0	0	0	0	0 (0)	966 (1000)
12.00-	0	0	0	0	0	0	0	0	0	0	0	0	0	0	0	0	0	0	0 (0)	966 (1000)
TOTAL	3	3	52	208	235	191	136	75	34	18	9	2	0	0	0	0	0	0	966	966
(0.1%)	(3)	(3)	(54)	(215)	(243)	(198)	(141)	(78)	(35)	(19)	(9)	(2)	(0)	(0)	(0)	(0)	(0)	(0)	(1000)	(1000)
HICHO	3	6	58	266	501	692	828	903	937	955	964	966	966	966	966	966	966	966	966	966
(0.1%)	(3)	(6)	(60)	(275)	(519)	(716)	(857)	(935)	(970)	(989)	(998)	(1000)	(1000)	(1000)	(1000)	(1000)	(1000)	(1000)	(1000)	(1000)

付表－5.9(2)c　八戸港（USW）　日平均有義波の波高・周期別度数分布表（夏季）

HACHINOHE　KISYU　USW　K1　HYO　73- 84　6- 8　DOSUU BUNPU HYO　H3　T3

H \ T	SEION	3- 4	4- 5	5- 6	6- 7	7- 8	8- 9	9-10	10-11	11-12	12-13	13-14	14-15	15-16	16-17	17-18	18-19	19-	TOTAL	MICHO
SEION	1	5	2	0	1	0	0	0	0	0	0	0	0	0	0	0	0	0	9 (8)	9 (8)
0.25- 0.50	0	1	17	56	78	62	19	5	2	0	0	0	0	0	0	0	0	0	240 (226)	249 (234)
0.50- 0.75	0	1	13	87	134	86	43	8	1	0	0	0	0	0	0	0	0	0	373 (351)	422 (585)
0.75- 1.00	0	0	7	37	54	52	22	6	1	0	0	0	0	0	0	0	0	0	179 (168)	801 (754)
1.00- 1.25	0	0	1	18	37	32	16	11	1	1	0	0	0	0	0	0	0	0	117 (110)	918 (864)
1.25- 1.50	0	0	0	5	20	13	3	6	2	0	0	0	0	0	0	0	0	0	49 (46)	967 (910)
1.50- 1.75	0	0	0	2	20	10	3	2	0	0	1	0	0	0	0	0	0	0	38 (36)	1005 (945)
1.75- 2.00	0	0	0	0	9	4	8	3	1	1	0	0	0	0	0	0	0	0	26 (24)	1031 (970)
2.00- 2.50	0	0	0	0	6	8	4	4	0	0	0	0	0	0	0	0	0	0	22 (21)	1053 (991)
2.50- 3.00	0	0	0	0	1	4	1	0	0	0	0	0	0	0	0	0	0	0	6 (6)	1059 (996)
3.00- 3.50	0	0	0	0	0	2	1	0	0	0	0	0	0	0	0	0	0	0	3 (3)	1062 (999)
3.50- 4.00	0	0	0	0	0	0	0	1	0	0	0	0	0	0	0	0	0	0	1 (1)	1063 (1000)
4.00- 4.50	0	0	0	0	0	0	0	0	0	0	0	0	0	0	0	0	0	0	0 (0)	1063 (1000)
4.50- 5.00	0	0	0	0	0	0	0	0	0	0	0	0	0	0	0	0	0	0	0 (0)	1063 (1000)
5.00- 5.50	0	0	0	0	0	0	0	0	0	0	0	0	0	0	0	0	0	0	0 (0)	1063 (1000)
5.50- 6.00	0	0	0	0	0	0	0	0	0	0	0	0	0	0	0	0	0	0	0 (0)	1063 (1000)
6.00- 6.50	0	0	0	0	0	0	0	0	0	0	0	0	0	0	0	0	0	0	0 (0)	1063 (1000)
6.50- 7.00	0	0	0	0	0	0	0	0	0	0	0	0	0	0	0	0	0	0	0 (0)	1063 (1000)
7.00- 8.00	0	0	0	0	0	0	0	0	0	0	0	0	0	0	0	0	0	0	0 (0)	1063 (1000)
8.00- 9.00	0	0	0	0	0	0	0	0	0	0	0	0	0	0	0	0	0	0	0 (0)	1063 (1000)
9.00-10.00	0	0	0	0	0	0	0	0	0	0	0	0	0	0	0	0	0	0	0 (0)	1063 (1000)
10.00-11.00	0	0	0	0	0	0	0	0	0	0	0	0	0	0	0	0	0	0	0 (0)	1063 (1000)
11.00-12.00	0	0	0	0	0	0	0	0	0	0	0	0	0	0	0	0	0	0	0 (0)	1063 (1000)
12.00-	0	0	0	0	0	0	0	0	0	0	0	0	0	0	0	0	0	0	0 (0)	1063 (1000)
TOTAL	1	7	40	205	360	273	120	46	8	2	1	0	0	0	0	0	0	0	1063	1063
(0.1%)	(1)	(7)	(38)	(193)	(339)	(257)	(113)	(43)	(8)	(2)	(1)	(0)	(0)	(0)	(0)	(0)	(0)	(0)	(1000)	(1000)
MICHO	1	8	48	253	613	886	1006	1052	1060	1062	1063	1063	1063	1063	1063	1063	1063	1063	1063	1063
(0.1%)	(1)	(8)	(45)	(238)	(577)	(833)	(946)	(990)	(997)	(999)	(1000)	(1000)	(1000)	(1000)	(1000)	(1000)	(1000)	(1000)	(1000)	(1000)

付表－5.9(2)d　八戸港（USW）　日平均有義波の波高・周期別度数分布表（秋季）

HACHINOHE　KISYU　USW　K1　HYO　73- 84　9- 11　DOSUU BUNPU HYO　H3　T3

H \ T	SEION	3- 4	4- 5	5- 6	6- 7	7- 8	8- 9	9-10	10-11	11-12	12-13	13-14	14-15	15-16	16-17	17-18	18-19	19-	TOTAL	MICHO
SEION	0	0	0	0	0	0	0	0	0	0	0	0	0	0	0	0	0	0	0 (0)	0 (0)
0.25- 0.50	0	3	32	63	43	19	13	1	0	0	0	0	0	0	0	0	0	0	174 (165)	174 (165)
0.50- 0.75	0	5	46	84	71	56	31	14	4	0	0	0	0	0	0	0	0	0	311 (295)	485 (460)
0.75- 1.00	0	0	27	60	53	39	35	13	6	3	1	0	0	0	0	0	0	0	237 (225)	722 (685)
1.00- 1.25	0	0	3	28	29	21	23	21	5	3	1	0	0	0	0	0	0	0	134 (127)	856 (812)
1.25- 1.50	0	0	0	7	16	12	12	16	9	4	1	0	0	0	0	0	0	0	77 (73)	933 (885)
1.50- 1.75	0	0	0	0	17	10	5	8	6	0	0	0	0	0	0	0	0	0	46 (44)	979 (929)
1.75- 2.00	0	0	0	1	6	5	5	5	2	0	2	0	0	0	0	0	0	0	26 (25)	1005 (954)
2.00- 2.50	0	0	0	0	2	12	4	7	3	4	0	0	0	0	0	0	0	0	32 (30)	1037 (984)
2.50- 3.00	0	0	0	0	0	1	4	2	3	1	3	0	0	0	0	0	0	0	14 (13)	1051 (997)
3.00- 3.50	0	0	0	0	0	0	1	0	1	1	0	0	0	0	0	0	0	0	3 (3)	1054 (1000)
3.50- 4.00	0	0	0	0	0	0	0	0	0	0	0	0	0	0	0	0	0	0	0 (0)	1054 (1000)
4.00- 4.50	0	0	0	0	0	0	0	0	0	0	0	0	0	0	0	0	0	0	0 (0)	1054 (1000)
4.50- 5.00	0	0	0	0	0	0	0	0	0	0	0	0	0	0	0	0	0	0	0 (0)	1054 (1000)
5.00- 5.50	0	0	0	0	0	0	0	0	0	0	0	0	0	0	0	0	0	0	0 (0)	1054 (1000)
5.50- 6.00	0	0	0	0	0	0	0	0	0	0	0	0	0	0	0	0	0	0	0 (0)	1054 (1000)
6.00- 6.50	0	0	0	0	0	0	0	0	0	0	0	0	0	0	0	0	0	0	0 (0)	1054 (1000)
6.50- 7.00	0	0	0	0	0	0	0	0	0	0	0	0	0	0	0	0	0	0	0 (0)	1054 (1000)
7.00- 8.00	0	0	0	0	0	0	0	0	0	0	0	0	0	0	0	0	0	0	0 (0)	1054 (1000)
8.00- 9.00	0	0	0	0	0	0	0	0	0	0	0	0	0	0	0	0	0	0	0 (0)	1054 (1000)
9.00-10.00	0	0	0	0	0	0	0	0	0	0	0	0	0	0	0	0	0	0	0 (0)	1054 (1000)
10.00-11.00	0	0	0	0	0	0	0	0	0	0	0	0	0	0	0	0	0	0	0 (0)	1054 (1000)
11.00-12.00	0	0	0	0	0	0	0	0	0	0	0	0	0	0	0	0	0	0	0 (0)	1054 (1000)
12.00-	0	0	0	0	0	0	0	0	0	0	0	0	0	0	0	0	0	0	0 (0)	1054 (1000)
TOTAL	0	8	108	243	237	175	133	87	39	16	8	0	0	0	0	0	0	0	1054	1054
(0.1%)	(0)	(8)	(102)	(231)	(225)	(166)	(126)	(83)	(37)	(15)	(8)	(0)	(0)	(0)	(0)	(0)	(0)	(0)	(1000)	(1000)
MICHO	0	8	116	359	596	771	904	991	1030	1046	1054	1054	1054	1054	1054	1054	1054	1054	1054	1054
(0.1%)	(0)	(8)	(110)	(341)	(565)	(731)	(858)	(940)	(977)	(992)	(1000)	(1000)	(1000)	(1000)	(1000)	(1000)	(1000)	(1000)	(1000)	(1000)

付表－5.9(2)e　八戸港（USW）　日平均有義波の波高・周期別度数分布表（通年）

HACHINOHE　　NEN　HYO　　73- 3 - 84- 12　　SOSUU BUNPU HYO

H \ T	SEION	3- 4	4- 5	5- 6	KISYU 6- 7	7- 8	USW 8- 9	9-10	10-11	11-12	12-13	13-14	14-15	15-16	16-17	17-18	18-19	19-	H3 TOTAL	T3 MICHO
SEION	4	7	4	1	2	0	1	0	0	0	0	0	0	0	0	0	0	0	19	19
																			(5)	(5)
0.25- 0.50	0	6	81	218	194	138	50	17	5	2	0	0	0	0	0	0	0	0	711	730
																			(180)	(185)
0.50- 0.75	0	7	116	339	336	229	132	56	14	2	3	0	0	0	0	0	0	0	1234	1964
																			(313)	(498)
0.75- 1.00	0	0	72	208	175	149	111	38	28	5	5	3	0	0	0	0	0	0	794	2758
																			(201)	(699)
1.00- 1.25	0	0	9	99	95	102	69	59	23	13	4	0	0	0	0	0	0	0	473	3231
																			(120)	(819)
1.25- 1.50	0	0	0	28	55	44	27	37	22	17	3	0	0	0	0	0	0	0	233	3464
																			(59)	(878)
1.50- 1.75	0	0	0	5	49	34	20	22	12	4	7	0	0	0	0	0	0	0	153	3617
																			(39)	(917)
1.75- 2.00	0	0	0	2	20	20	25	19	12	7	3	2	0	0	0	0	0	0	110	3727
																			(28)	(945)
2.00- 2.50	0	0	0	0	18	38	25	26	11	13	4	2	0	0	0	0	0	0	137	3864
																			(35)	(979)
2.50- 3.00	0	0	0	0	2	9	9	7	3	5	6	0	0	0	0	0	0	0	41	3905
																			(10)	(990)
3.00- 3.50	0	0	0	0	0	4	7	3	4	3	2	1	0	0	0	0	0	0	24	3929
																			(6)	(996)
3.50- 4.00	0	0	0	0	0	0	1	3	1	2	1	1	0	0	0	0	0	0	9	3938
																			(2)	(998)
4.00- 4.50	0	0	0	0	0	0	1	0	1	1	0	0	0	0	0	0	0	0	3	3941
																			(1)	(999)
4.50- 5.00	0	0	0	0	0	0	0	1	0	1	1	0	0	0	0	0	0	0	3	3944
																			(1)	(1000)
5.00- 5.50	0	0	0	0	0	0	0	0	1	0	0	0	0	0	0	0	0	0	1	3945
																			(0)	(1000)
5.50- 6.00	0	0	0	0	0	0	0	0	0	0	0	0	0	0	0	0	0	0	0	3945
																			(0)	(1000)
6.00- 6.50	0	0	0	0	0	0	0	0	0	0	0	0	0	0	0	0	0	0	0	3945
																			(0)	(1000)
6.50- 7.00	0	0	0	0	0	0	0	0	0	0	0	0	0	0	0	0	0	0	0	3945
																			(0)	(1000)
7.00- 8.00	0	0	0	0	0	0	0	0	0	0	0	0	0	0	0	0	0	0	0	3945
																			(0)	(1000)
8.00- 9.00	0	0	0	0	0	0	0	0	0	0	0	0	0	0	0	0	0	0	0	3945
																			(0)	(1000)
9.00-10.00	0	0	0	0	0	0	0	0	0	0	0	0	0	0	0	0	0	0	0	3945
																			(0)	(1000)
10.00-11.00	0	0	0	0	0	0	0	0	0	0	0	0	0	0	0	0	0	0	0	3945
																			(0)	(1000)
11.00-12.00	0	0	0	0	0	0	0	0	0	0	0	0	0	0	0	0	0	0	0	3945
																			(0)	(1000)
12.00-	0	0	0	0	0	0	0	0	0	0	0	0	0	0	0	0	0	0	0	3945
																			(0)	(1000)
TOTAL	4	20	282	900	946	767	478	288	137	75	39	9	0	0	0	0	0	0	3945	3945
	(0.1%) (1)	(5)	(71)	(228)	(240)	(194)	(121)	(73)	(35)	(19)	(10)	(2)	(0)	(0)	(0)	(0)	(0)	(0)	(1000)	(1000)
MICHO	4	24	306	1206	2152	2919	3397	3685	3822	3897	3936	3945	3945	3945	3945	3945	3945	3945	3945	3945
	(0.1%) (1)	(6)	(78)	(306)	(546)	(740)	(861)	(934)	(969)	(988)	(998)	(1000)	(1000)	(1000)	(1000)	(1000)	(1000)	(1000)	(1000)	(1000)

付表－5.9(2)f　八戸港（USW）　日平均有義波の波高・周期別出現率表（通年）

HACHINOHE　　NEN　HYO　　73- 3 - 84- 12　　RITU BUNPU HYO

H \ T	SEION	3- 4	4- 5	5- 6	KISYU 6- 7	7- 8	USW 8- 9	9-10	10-11	11-12	12-13	13-14	14-15	15-16	16-17	17-18	18-19	19-	H3 TOTAL	T3 MICHO
SEION	0.1	0.2	0.1	0.0	0.1	0.	0.0	0.	0.	0.	0.	0.	0.	0.	0.	0.	0.	0.	0.5	0.5
																			(19)	(19)
0.25- 0.50	0.	0.2	2.1	5.5	4.9	3.5	1.3	0.4	0.1	0.1	0.	0.	0.	0.	0.	0.	0.	0.	18.0	18.5
																			(711)	(730)
0.50- 0.75	0.	0.2	2.9	8.6	8.5	5.8	3.3	1.4	0.4	0.1	0.1	0.	0.	0.	0.	0.	0.	0.	31.3	49.8
																			(1234)	(1964)
0.75- 1.00	0.	0.	1.8	5.3	4.4	3.8	2.8	1.0	0.7	0.1	0.1	0.1	0.	0.	0.	0.	0.	0.	20.1	69.9
																			(794)	(2758)
1.00- 1.25	0.	0.	0.2	2.5	2.4	2.6	1.7	1.5	0.6	0.3	0.1	0.	0.	0.	0.	0.	0.	0.	12.0	81.9
																			(473)	(3231)
1.25- 1.50	0.	0.	0.	0.7	1.4	1.1	0.7	0.9	0.6	0.4	0.1	0.	0.	0.	0.	0.	0.	0.	5.9	87.8
																			(233)	(3464)
1.50- 1.75	0.	0.	0.	0.1	1.2	0.9	0.5	0.6	0.3	0.1	0.2	0.	0.	0.	0.	0.	0.	0.	3.9	91.7
																			(153)	(3617)
1.75- 2.00	0.	0.	0.	0.1	0.5	0.5	0.6	0.5	0.3	0.2	0.1	0.1	0.	0.	0.	0.	0.	0.	2.8	94.5
																			(110)	(3727)
2.00- 2.50	0.	0.	0.	0.	0.5	1.0	0.6	0.7	0.3	0.3	0.1	0.1	0.	0.	0.	0.	0.	0.	3.5	97.9
																			(137)	(3864)
2.50- 3.00	0.	0.	0.	0.	0.1	0.2	0.2	0.2	0.1	0.1	0.2	0.	0.	0.	0.	0.	0.	0.	1.0	99.0
																			(41)	(3905)
3.00- 3.50	0.	0.	0.	0.	0.	0.1	0.2	0.1	0.1	0.1	0.1	0.0	0.	0.	0.	0.	0.	0.	0.6	99.6
																			(24)	(3929)
3.50- 4.00	0.	0.	0.	0.	0.	0.	0.0	0.1	0.0	0.1	0.0	0.0	0.	0.	0.	0.	0.	0.	0.2	99.8
																			(9)	(3938)
4.00- 4.50	0.	0.	0.	0.	0.	0.	0.0	0.	0.0	0.0	0.	0.	0.	0.	0.	0.	0.	0.	0.1	99.9
																			(3)	(3941)
4.50- 5.00	0.	0.	0.	0.	0.	0.	0.	0.0	0.	0.0	0.0	0.	0.	0.	0.	0.	0.	0.	0.1	100.0
																			(3)	(3944)
5.00- 5.50	0.	0.	0.	0.	0.	0.	0.	0.	0.0	0.	0.	0.	0.	0.	0.	0.	0.	0.	0.0	100.0
																			(1)	(3945)
5.50- 6.00	0.	0.	0.	0.	0.	0.	0.	0.	0.	0.	0.	0.	0.	0.	0.	0.	0.	0.	0.	100.0
																			(0)	(3945)
6.00- 6.50	0.	0.	0.	0.	0.	0.	0.	0.	0.	0.	0.	0.	0.	0.	0.	0.	0.	0.	0.	100.0
																			(0)	(3945)
6.50- 7.00	0.	0.	0.	0.	0.	0.	0.	0.	0.	0.	0.	0.	0.	0.	0.	0.	0.	0.	0.	100.0
																			(0)	(3945)
7.00- 8.00	0.	0.	0.	0.	0.	0.	0.	0.	0.	0.	0.	0.	0.	0.	0.	0.	0.	0.	0.	100.0
																			(0)	(3945)
8.00- 9.00	0.	0.	0.	0.	0.	0.	0.	0.	0.	0.	0.	0.	0.	0.	0.	0.	0.	0.	0.	100.0
																			(0)	(3945)
9.00-10.00	0.	0.	0.	0.	0.	0.	0.	0.	0.	0.	0.	0.	0.	0.	0.	0.	0.	0.	0.	100.0
																			(0)	(3945)
10.00-11.00	0.	0.	0.	0.	0.	0.	0.	0.	0.	0.	0.	0.	0.	0.	0.	0.	0.	0.	0.	100.0
																			(0)	(3945)
11.00-12.00	0.	0.	0.	0.	0.	0.	0.	0.	0.	0.	0.	0.	0.	0.	0.	0.	0.	0.	0.	100.0
																			(0)	(3945)
12.00-	0.	0.	0.	0.	0.	0.	0.	0.	0.	0.	0.	0.	0.	0.	0.	0.	0.	0.	0.	100.0
																			(0)	(3945)
TOTAL	0.1	0.5	7.1	22.8	24.0	19.4	12.1	7.3	3.5	1.9	1.0	0.2	0.	0.	0.	0.	0.	0.	100.0	100.0
	4	20	282	900	946	767	478	288	137	75	39	9	0	0	0	0	0	0	3945	3945
MICHO	0.1	0.6	7.8	30.6	54.6	74.0	86.1	93.4	96.9	98.8	99.8	100.0	100.0	100.0	100.0	100.0	100.0	100.0	100.0	100.0
	4	24	306	1206	2152	2919	3397	3685	3822	3897	3936	3945	3945	3945	3945	3945	3945	3945	3945	3945

付表－5.10 a　宮古港　日平均有義波の波高・周期別度数分布表（冬季）

MIYAKO　　KISYU　USW　KI　HYO　81- 84　12- 2　DOSUU BUNPU HYO

H \ T	SEION	3- 4	4- 5	5- 6	6- 7	7- 8	8- 9	9-10	10-11	11-12	12-13	13-14	14-15	15-16	16-17	17-18	18-19	19-	H3	T3 TOTAL	HICHO
SEION	0	1	4	6	0	0	0	0	0	0	0	0	0	0	0	0	0	0		11	11
0.25- 0.50	0	0	19	31	19	4	6	5	0	0	1	0	0	0	0	0	0	0		(41)	(41)
0.50- 0.75	0	0	4	38	27	11	6	7	1	1	0	0	0	0	0	0	0	0		85	96
0.75- 1.00	0	0	0	7	15	12	6	4	3	0	2	0	0	0	0	0	0	0		(314)	(354)
1.00- 1.25	0	0	0	1	4	7	1	1	2	1	1	0	0	0	0	0	0	0		95	191
1.25- 1.50	0	0	0	0	0	2	0	0	0	0	0	0	0	0	0	0	0	0		(351)	(705)
1.50- 1.75	0	0	0	0	0	0	0	1	1	0	0	0	0	0	0	0	0	0		49	240
1.75- 2.00	0	0	0	0	0	1	1	2	0	0	0	0	0	0	0	0	0	0		(181)	(886)
2.00- 2.50	0	0	0	0	0	0	1	2	1	0	0	0	0	0	0	0	0	0		18	258
2.50- 3.00	0	0	0	0	0	0	1	0	0	0	0	0	0	0	0	0	0	0		(66)	(952)
3.00- 3.50	0	0	0	0	0	0	0	0	0	0	0	0	0	0	0	0	0	0		2	260
3.50- 4.00	0	0	0	0	0	0	0	0	0	0	0	0	0	0	0	0	0	0		(7)	(959)
4.00- 4.50	0	0	0	0	0	0	0	0	0	0	0	0	0	0	0	0	0	0		2	262
4.50- 5.00	0	0	0	0	0	0	0	0	0	0	0	0	0	0	0	0	0	0		(7)	(967)
5.00- 5.50	0	0	0	0	0	0	0	0	0	0	0	0	0	0	0	0	0	0		4	266
5.50- 6.00	0	0	0	0	0	0	0	0	0	0	0	0	0	0	0	0	0	0		(15)	(982)
6.00- 6.50	0	0	0	0	0	0	0	0	0	0	0	0	0	0	0	0	0	0		4	270
6.50- 7.00	0	0	0	0	0	0	0	0	0	0	0	0	0	0	0	0	0	0		(15)	(996)
7.00- 8.00	0	0	0	0	0	0	0	0	0	0	0	0	0	0	0	0	0	0		1	271
8.00- 9.00	0	0	0	0	0	0	0	0	0	0	0	0	0	0	0	0	0	0		(4)	(1000)
9.00-10.00	0	0	0	0	0	0	0	0	0	0	0	0	0	0	0	0	0	0		0	271
10.00-11.00	0	0	0	0	0	0	0	0	0	0	0	0	0	0	0	0	0	0		(0)	(1000)
11.00-12.00	0	0	0	0	0	0	0	0	0	0	0	0	0	0	0	0	0	0		0	271
12.00-	0	0	0	0	0	0	0	0	0	0	0	0	0	0	0	0	0	0		(0)	(1000)
																				0	271
																				(0)	(1000)
TOTAL	0	1	27	83	65	37	22	22	8	2	4	0	0	0	0	0	0	0		271	271
(0.1%)	(0)	(4)	(100)	(306)	(240)	(137)	(81)	(81)	(30)	(7)	(15)	(0)	(0)	(0)	(0)	(0)	(0)	(0)		(1000)	(1000)
HICHO	0	1	28	111	176	213	235	257	265	267	271	271	271	271	271	271	271	271		271	271
(0.1%)	(0)	(4)	(103)	(410)	(649)	(786)	(867)	(948)	(978)	(985)	(1000)	(1000)	(1000)	(1000)	(1000)	(1000)	(1000)	(1000)		(1000)	(1000)

付表－5.10 b　宮古港　日平均有義波の波高・周期別度数分布表（春季）

MIYAKO　　KISYU　USW　KI　HYO　82- 84　3- 5　DOSUU BUNPU HYO

H \ T	SEION	3- 4	4- 5	5- 6	6- 7	7- 8	8- 9	9-10	10-11	11-12	12-13	13-14	14-15	15-16	16-17	17-18	18-19	19-	H3	T3 TOTAL	HICHO
SEION	0	6	17	18	13	5	0	0	0	0	0	0	0	0	0	0	0	0		59	59
0.25- 0.50	0	1	24	25	21	21	11	6	1	0	0	0	0	0	0	0	0	0		(214)	(214)
0.50- 0.75	0	0	4	13	12	10	7	3	2	1	0	0	0	0	0	0	0	0		110	169
0.75- 1.00	0	0	0	4	5	3	4	4	5	1	0	0	0	0	0	0	0	0		(399)	(612)
1.00- 1.25	0	0	0	1	3	1	1	2	0	1	0	0	0	0	0	0	0	0		52	221
1.25- 1.50	0	0	0	0	3	1	1	2	0	0	0	0	0	0	0	0	0	0		(188)	(801)
1.50- 1.75	0	0	0	0	0	3	1	0	0	0	1	0	0	0	0	0	0	0		26	247
1.75- 2.00	0	0	0	0	0	1	2	1	1	0	0	0	0	0	0	0	0	0		(94)	(895)
2.00- 2.50	0	0	0	0	0	0	1	0	0	0	1	0	0	0	0	0	0	0		9	256
2.50- 3.00	0	0	0	0	0	0	0	1	0	0	0	0	0	0	0	0	0	0		(33)	(928)
3.00- 3.50	0	0	0	0	0	0	0	0	0	0	0	0	0	0	0	0	0	0		7	263
3.50- 4.00	0	0	0	0	0	0	0	0	0	0	0	0	0	0	0	0	0	0		(25)	(953)
4.00- 4.50	0	0	0	0	0	0	0	0	0	0	0	0	0	0	0	0	0	0		5	268
4.50- 5.00	0	0	0	0	0	0	0	0	0	0	0	0	0	0	0	0	0	0		(18)	(971)
5.00- 5.50	0	0	0	0	0	0	0	0	0	0	0	0	0	0	0	0	0	0		5	273
5.50- 6.00	0	0	0	0	0	0	0	0	0	0	1	0	0	0	0	0	0	0		(18)	(989)
6.00- 6.50	0	0	0	0	0	0	0	0	0	0	0	0	0	0	0	0	0	0		2	275
6.50- 7.00	0	0	0	0	0	0	0	0	0	0	0	0	0	0	0	0	0	0		(7)	(996)
7.00- 8.00	0	0	0	0	0	0	0	0	0	0	0	0	0	0	0	0	0	0		1	276
8.00- 9.00	0	0	0	0	0	0	0	0	0	0	0	0	0	0	0	0	0	0		(4)	(1000)
9.00-10.00	0	0	0	0	0	0	0	0	0	0	0	0	0	0	0	0	0	0		0	276
10.00-11.00	0	0	0	0	0	0	0	0	0	0	0	0	0	0	0	0	0	0		(0)	(1000)
11.00-12.00	0	0	0	0	0	0	0	0	0	0	0	0	0	0	0	0	0	0		0	276
12.00-	0	0	0	0	0	0	0	0	0	0	0	0	0	0	0	0	0	0		(0)	(1000)
																				0	276
																				(0)	(1000)
TOTAL	0	7	45	61	57	45	28	19	9	3	2	0	0	0	0	0	0	0		276	276
(0.1%)	(0)	(25)	(163)	(221)	(207)	(163)	(101)	(69)	(33)	(11)	(7)	(0)	(0)	(0)	(0)	(0)	(0)	(0)		(1000)	(1000)
HICHO	0	7	52	113	170	215	243	262	271	274	276	276	276	276	276	276	276	276		276	276
(0.1%)	(0)	(25)	(188)	(409)	(616)	(779)	(880)	(949)	(982)	(993)	(1000)	(1000)	(1000)	(1000)	(1000)	(1000)	(1000)	(1000)		(1000)	(1000)

付表－5.10 c　宮古港　日平均有義波の波高・周期別度数分布表（夏季）

MIYAKO　KISYU USN　KI HYO　81- 84　6- 8　DOSUU BUNPU HYO　H3 T3

H \ T	SEION	3- 4	4- 5	5- 6	6- 7	7- 8	8- 9	9-10	10-11	11-12	12-13	13-14	14-15	15-16	16-17	17-18	18-19	19-	TOTAL	MICHO
SEION	0	6	46	51	14	3	1	0	0	0	0	0	0	0	0	0	0	0	121 (428)	121 (428)
0.25- 0.50	0	3	25	30	33	11	0	0	0	0	0	0	0	0	0	0	0	0	102 (360)	223 (788)
0.50- 0.75	0	0	2	12	8	4	4	3	0	0	0	0	0	0	0	0	0	0	33 (117)	256 (905)
0.75- 1.00	0	0	1	0	6	9	0	0	0	0	0	0	0	0	0	0	0	0	16 (57)	272 (961)
1.00- 1.25	0	0	0	0	2	2	0	0	0	0	0	0	0	0	0	0	0	0	4 (14)	276 (975)
1.25- 1.50	0	0	0	1	2	1	0	0	0	0	0	0	0	0	0	0	0	0	4 (14)	280 (989)
1.50- 1.75	0	0	0	0	0	0	1	0	0	0	0	0	0	0	0	0	0	0	1 (4)	281 (993)
1.75- 2.00	0	0	0	0	0	0	1	0	0	0	0	0	0	0	0	0	0	0	1 (4)	282 (996)
2.00- 2.50	0	0	0	0	0	0	1	0	0	0	0	0	0	0	0	0	0	0	1 (4)	283 (1000)
2.50- 3.00	0	0	0	0	0	0	0	0	0	0	0	0	0	0	0	0	0	0	0 (0)	283 (1000)
3.00- 3.50	0	0	0	0	0	0	0	0	0	0	0	0	0	0	0	0	0	0	0 (0)	283 (1000)
3.50- 4.00	0	0	0	0	0	0	0	0	0	0	0	0	0	0	0	0	0	0	0 (0)	283 (1000)
4.00- 4.50	0	0	0	0	0	0	0	0	0	0	0	0	0	0	0	0	0	0	0 (0)	283 (1000)
4.50- 5.00	0	0	0	0	0	0	0	0	0	0	0	0	0	0	0	0	0	0	0 (0)	283 (1000)
5.00- 5.50	0	0	0	0	0	0	0	0	0	0	0	0	0	0	0	0	0	0	0 (0)	283 (1000)
5.50- 6.00	0	0	0	0	0	0	0	0	0	0	0	0	0	0	0	0	0	0	0 (0)	283 (1000)
6.00- 6.50	0	0	0	0	0	0	0	0	0	0	0	0	0	0	0	0	0	0	0 (0)	283 (1000)
6.50- 7.00	0	0	0	0	0	0	0	0	0	0	0	0	0	0	0	0	0	0	0 (0)	283 (1000)
7.00- 8.00	0	0	0	0	0	0	0	0	0	0	0	0	0	0	0	0	0	0	0 (0)	283 (1000)
8.00- 9.00	0	0	0	0	0	0	0	0	0	0	0	0	0	0	0	0	0	0	0 (0)	283 (1000)
9.00-10.00	0	0	0	0	0	0	0	0	0	0	0	0	0	0	0	0	0	0	0 (0)	283 (1000)
10.00-11.00	0	0	0	0	0	0	0	0	0	0	0	0	0	0	0	0	0	0	0 (0)	283 (1000)
11.00-12.00	0	0	0	0	0	0	0	0	0	0	0	0	0	0	0	0	0	0	0 (0)	283 (1000)
12.00-	0	0	0	0	0	0	0	0	0	0	0	0	0	0	0	0	0	0	0 (0)	283 (1000)
TOTAL	0	9	74	94	65	30	8	3	0	0	0	0	0	0	0	0	0	0	283	283
(0.1%)	(0)	(32)	(261)	(332)	(230)	(106)	(28)	(11)	(0)	(0)	(0)	(0)	(0)	(0)	(0)	(0)	(0)	(0)	(1000)	(1000)
MICHO	0	9	83	177	242	272	280	283	283	283	283	283	283	283	283	283	283	283	283	283
(0.1%)	(0)	(32)	(293)	(625)	(855)	(961)	(989)	(1000)	(1000)	(1000)	(1000)	(1000)	(1000)	(1000)	(1000)	(1000)	(1000)	(1000)	(1000)	(1000)

付表－5.10 d　宮古港　日平均有義波の波高・周期別度数分布表（秋季）

MIYAKO　KISYU USN　KI HYO　81- 84　9- 11　DOSUU BUNPU HYO　H3 T3

H \ T	SEION	3- 4	4- 5	5- 6	6- 7	7- 8	8- 9	9-10	10-11	11-12	12-13	13-14	14-15	15-16	16-17	17-18	18-19	19-	TOTAL	MICHO
SEION	0	5	19	12	5	1	0	0	0	0	0	0	0	0	0	0	0	0	42 (117)	42 (117)
0.25- 0.50	0	2	31	58	32	34	10	7	1	0	0	0	0	0	0	0	0	0	175 (487)	217 (604)
0.50- 0.75	0	0	6	21	17	16	7	5	0	1	1	0	0	0	0	0	0	0	74 (206)	291 (811)
0.75- 1.00	0	0	1	6	9	9	4	3	2	0	0	0	0	0	0	0	0	0	34 (95)	325 (905)
1.00- 1.25	0	0	0	1	2	1	5	3	2	1	1	0	0	0	0	0	0	0	16 (45)	341 (950)
1.25- 1.50	0	0	0	0	1	4	3	2	2	1	0	0	0	0	0	0	0	0	13 (36)	354 (986)
1.50- 1.75	0	0	0	0	1	0	2	1	0	0	0	0	0	0	0	0	0	0	4 (11)	358 (997)
1.75- 2.00	0	0	0	0	0	0	0	0	0	0	0	0	0	0	0	0	0	0	0 (0)	358 (997)
2.00- 2.50	0	0	0	0	0	0	1	0	0	0	0	0	0	0	0	0	0	0	1 (3)	359 (1000)
2.50- 3.00	0	0	0	0	0	0	0	0	0	0	0	0	0	0	0	0	0	0	0 (0)	359 (1000)
3.00- 3.50	0	0	0	0	0	0	0	0	0	0	0	0	0	0	0	0	0	0	0 (0)	359 (1000)
3.50- 4.00	0	0	0	0	0	0	0	0	0	0	0	0	0	0	0	0	0	0	0 (0)	359 (1000)
4.00- 4.50	0	0	0	0	0	0	0	0	0	0	0	0	0	0	0	0	0	0	0 (0)	359 (1000)
4.50- 5.00	0	0	0	0	0	0	0	0	0	0	0	0	0	0	0	0	0	0	0 (0)	359 (1000)
5.00- 5.50	0	0	0	0	0	0	0	0	0	0	0	0	0	0	0	0	0	0	0 (0)	359 (1000)
5.50- 6.00	0	0	0	0	0	0	0	0	0	0	0	0	0	0	0	0	0	0	0 (0)	359 (1000)
6.00- 6.50	0	0	0	0	0	0	0	0	0	0	0	0	0	0	0	0	0	0	0 (0)	359 (1000)
6.50- 7.00	0	0	0	0	0	0	0	0	0	0	0	0	0	0	0	0	0	0	0 (0)	359 (1000)
7.00- 8.00	0	0	0	0	0	0	0	0	0	0	0	0	0	0	0	0	0	0	0 (0)	359 (1000)
8.00- 9.00	0	0	0	0	0	0	0	0	0	0	0	0	0	0	0	0	0	0	0 (0)	359 (1000)
9.00-10.00	0	0	0	0	0	0	0	0	0	0	0	0	0	0	0	0	0	0	0 (0)	359 (1000)
10.00-11.00	0	0	0	0	0	0	0	0	0	0	0	0	0	0	0	0	0	0	0 (0)	359 (1000)
11.00-12.00	0	0	0	0	0	0	0	0	0	0	0	0	0	0	0	0	0	0	0 (0)	359 (1000)
12.00-	0	0	0	0	0	0	0	0	0	0	0	0	0	0	0	0	0	0	0 (0)	359 (1000)
TOTAL	0	7	57	98	67	65	32	21	7	3	2	0	0	0	0	0	0	0	359	359
(0.1%)	(0)	(19)	(159)	(273)	(187)	(181)	(89)	(58)	(19)	(8)	(6)	(0)	(0)	(0)	(0)	(0)	(0)	(0)	(1000)	(1000)
MICHO	0	7	64	162	229	294	326	347	354	357	359	359	359	359	359	359	359	359	359	359
(0.1%)	(0)	(19)	(178)	(451)	(638)	(819)	(908)	(967)	(986)	(994)	(1000)	(1000)	(1000)	(1000)	(1000)	(1000)	(1000)	(1000)	(1000)	(1000)

付表－5.10 e　宮古港　日平均有義波の波高・周期別度数分布表（通年）

MIYAKO　　NEN　HYO　　81- 7 - 84- 12　　SOSUU　BUNPU HYO

H \ T	SEION	3- 4	4- 5	5- 6	6- 7	KISYU 7- 8	USW 8- 9	9-10	10-11	11-12	12-13	13-14	14-15	15-16	16-17	17-18	18-19	19-	N3 T3 TOTAL	NICHO
SEION	0	18	86	88	33	9	1	0	0	0	0	0	0	0	0	0	0	0	235	235
																			(193)	(193)
0.25- 0.50	0	6	100	149	105	70	27	18	2	0	1	0	0	0	0	0	0	0	478	713
																			(392)	(584)
0.50- 0.75	0	0	18	90	65	42	24	19	3	3	1	0	0	0	0	0	0	0	265	978
																			(217)	(802)
0.75- 1.00	0	0	2	19	38	33	15	11	10	1	2	0	0	0	0	0	0	0	131	1109
																			(107)	(909)
1.00- 1.25	0	0	0	3	13	12	7	6	4	4	2	0	0	0	0	0	0	0	51	1160
																			(42)	(951)
1.25- 1.50	0	0	0	1	6	8	4	4	2	2	0	0	0	0	0	0	0	0	27	1187
																			(22)	(973)
1.50- 1.75	0	0	0	0	1	4	4	2	1	0	1	0	0	0	0	0	0	0	13	1200
																			(11)	(984)
1.75- 2.00	0	0	0	0	0	2	4	3	1	0	0	0	0	0	0	0	0	0	10	1210
																			(8)	(992)
2.00- 2.50	0	0	0	0	0	0	4	2	1	0	1	0	0	0	0	0	0	0	8	1218
																			(7)	(998)
2.50- 3.00	0	0	0	0	0	0	1	1	0	0	0	0	0	0	0	0	0	0	2	1220
																			(2)	(1000)
3.00- 3.50	0	0	0	0	0	0	0	0	0	0	0	0	0	0	0	0	0	0	0	1220
																			(0)	(1000)
3.50- 4.00	0	0	0	0	0	0	0	0	0	0	0	0	0	0	0	0	0	0	0	1220
																			(0)	(1000)
4.00- 4.50	0	0	0	0	0	0	0	0	0	0	0	0	0	0	0	0	0	0	0	1220
																			(0)	(1000)
4.50- 5.00	0	0	0	0	0	0	0	0	0	0	0	0	0	0	0	0	0	0	0	1220
																			(0)	(1000)
5.00- 5.50	0	0	0	0	0	0	0	0	0	0	0	0	0	0	0	0	0	0	0	1220
																			(0)	(1000)
5.50- 6.00	0	0	0	0	0	0	0	0	0	0	0	0	0	0	0	0	0	0	0	1220
																			(0)	(1000)
6.00- 6.50	0	0	0	0	0	0	0	0	0	0	0	0	0	0	0	0	0	0	0	1220
																			(0)	(1000)
6.50- 7.00	0	0	0	0	0	0	0	0	0	0	0	0	0	0	0	0	0	0	0	1220
																			(0)	(1000)
7.00- 8.00	0	0	0	0	0	0	0	0	0	0	0	0	0	0	0	0	0	0	0	1220
																			(0)	(1000)
8.00- 9.00	0	0	0	0	0	0	0	0	0	0	0	0	0	0	0	0	0	0	0	1220
																			(0)	(1000)
9.00-10.00	0	0	0	0	0	0	0	0	0	0	0	0	0	0	0	0	0	0	0	1220
																			(0)	(1000)
10.00-11.00	0	0	0	0	0	0	0	0	0	0	0	0	0	0	0	0	0	0	0	1220
																			(0)	(1000)
11.00-12.00	0	0	0	0	0	0	0	0	0	0	0	0	0	0	0	0	0	0	0	1220
																			(0)	(1000)
12.00-	0	0	0	0	0	0	0	0	0	0	0	0	0	0	0	0	0	0	0	1220
																			(0)	(1000)
TOTAL	0	24	206	350	261	180	91	66	24	10	8	0	0	0	0	0	0	0	1220	1220
(0.1%)	(0)	(20)	(169)	(287)	(214)	(148)	(75)	(54)	(20)	(8)	(7)	(0)	(0)	(0)	(0)	(0)	(0)	(0)	(1000)	(1000)
NICHO	0	24	230	580	841	1021	1112	1178	1202	1212	1220	1220	1220	1220	1220	1220	1220	1220	1220	1220
(0.1%)	(0)	(20)	(189)	(475)	(689)	(837)	(911)	(966)	(985)	(993)	(1000)	(1000)	(1000)	(1000)	(1000)	(1000)	(1000)	(1000)	(1000)	(1000)

付表－5.10 f　宮古港　日平均有義波の波高・周期別出現率表（通年）

MIYAKO　　NEN　HYO　　81- 7 - 84- 12　　RITU　BUNPU HYO

H \ T	SEION	3- 4	4- 5	5- 6	6- 7	KISYU 7- 8	USW 8- 9	9-10	10-11	11-12	12-13	13-14	14-15	15-16	16-17	17-18	18-19	19-	N3 T3 TOTAL	NICHO
SEION	0.	1.5	7.0	7.2	2.7	0.7	0.1	0.	0.	0.	0.	0.	0.	0.	0.	0.	0.	0.	19.3	19.3
																			(235)	(235)
0.25- 0.50	0.	0.5	8.2	12.2	8.6	5.7	2.2	1.5	0.2	0.	0.1	0.	0.	0.	0.	0.	0.	0.	39.2	58.4
																			(478)	(713)
0.50- 0.75	0.	0.	1.5	7.4	5.3	3.4	2.0	1.6	0.2	0.2	0.1	0.	0.	0.	0.	0.	0.	0.	21.7	80.2
																			(265)	(978)
0.75- 1.00	0.	0.	0.2	1.6	3.1	2.7	1.2	0.9	0.8	0.1	0.2	0.	0.	0.	0.	0.	0.	0.	10.7	90.9
																			(131)	(1109)
1.00- 1.25	0.	0.	0.	0.2	1.1	1.0	0.6	0.5	0.3	0.3	0.2	0.	0.	0.	0.	0.	0.	0.	4.2	95.1
																			(51)	(1160)
1.25- 1.50	0.	0.	0.	0.1	0.5	0.7	0.3	0.3	0.2	0.2	0.	0.	0.	0.	0.	0.	0.	0.	2.2	97.3
																			(27)	(1187)
1.50- 1.75	0.	0.	0.	0.	0.1	0.3	0.3	0.2	0.1	0.	0.1	0.	0.	0.	0.	0.	0.	0.	1.1	98.4
																			(13)	(1200)
1.75- 2.00	0.	0.	0.	0.	0.	0.2	0.3	0.2	0.1	0.	0.	0.	0.	0.	0.	0.	0.	0.	0.8	99.2
																			(10)	(1210)
2.00- 2.50	0.	0.	0.	0.	0.	0.	0.3	0.2	0.1	0.	0.1	0.	0.	0.	0.	0.	0.	0.	0.7	99.8
																			(8)	(1218)
2.50- 3.00	0.	0.	0.	0.	0.	0.	0.1	0.1	0.	0.	0.	0.	0.	0.	0.	0.	0.	0.	0.2	100.0
																			(2)	(1220)
3.00- 3.50	0.	0.	0.	0.	0.	0.	0.	0.	0.	0.	0.	0.	0.	0.	0.	0.	0.	0.	0.	100.0
																			(0)	(1220)
3.50- 4.00	0.	0.	0.	0.	0.	0.	0.	0.	0.	0.	0.	0.	0.	0.	0.	0.	0.	0.	0.	100.0
																			(0)	(1220)
4.00- 4.50	0.	0.	0.	0.	0.	0.	0.	0.	0.	0.	0.	0.	0.	0.	0.	0.	0.	0.	0.	100.0
																			(0)	(1220)
4.50- 5.00	0.	0.	0.	0.	0.	0.	0.	0.	0.	0.	0.	0.	0.	0.	0.	0.	0.	0.	0.	100.0
																			(0)	(1220)
5.00- 5.50	0.	0.	0.	0.	0.	0.	0.	0.	0.	0.	0.	0.	0.	0.	0.	0.	0.	0.	0.	100.0
																			(0)	(1220)
5.50- 6.00	0.	0.	0.	0.	0.	0.	0.	0.	0.	0.	0.	0.	0.	0.	0.	0.	0.	0.	0.	100.0
																			(0)	(1220)
6.00- 6.50	0.	0.	0.	0.	0.	0.	0.	0.	0.	0.	0.	0.	0.	0.	0.	0.	0.	0.	0.	100.0
																			(0)	(1220)
6.50- 7.00	0.	0.	0.	0.	0.	0.	0.	0.	0.	0.	0.	0.	0.	0.	0.	0.	0.	0.	0.	100.0
																			(0)	(1220)
7.00- 8.00	0.	0.	0.	0.	0.	0.	0.	0.	0.	0.	0.	0.	0.	0.	0.	0.	0.	0.	0.	100.0
																			(0)	(1220)
8.00- 9.00	0.	0.	0.	0.	0.	0.	0.	0.	0.	0.	0.	0.	0.	0.	0.	0.	0.	0.	0.	100.0
																			(0)	(1220)
9.00-10.00	0.	0.	0.	0.	0.	0.	0.	0.	0.	0.	0.	0.	0.	0.	0.	0.	0.	0.	0.	100.0
																			(0)	(1220)
10.00-11.00	0.	0.	0.	0.	0.	0.	0.	0.	0.	0.	0.	0.	0.	0.	0.	0.	0.	0.	0.	100.0
																			(0)	(1220)
11.00-12.00	0.	0.	0.	0.	0.	0.	0.	0.	0.	0.	0.	0.	0.	0.	0.	0.	0.	0.	0.	100.0
																			(0)	(1220)
12.00-	0.	0.	0.	0.	0.	0.	0.	0.	0.	0.	0.	0.	0.	0.	0.	0.	0.	0.	0.	100.0
																			(0)	(1220)
TOTAL	0.	2.0	16.9	28.7	21.4	14.8	7.5	5.4	2.0	0.8	0.7	0.	0.	0.	0.	0.	0.	0.	100.0	100.0
	0	24	206	350	261	180	91	66	24	10	8	0	0	0	0	0	0	0	1220	1220
NICHO	0.	2.0	18.9	47.5	68.9	83.7	91.1	96.6	98.5	99.3	100.0	100.0	100.0	100.0	100.0	100.0	100.0	100.0	100.0	100.0
	0	24	230	580	841	1021	1112	1178	1202	1212	1220	1220	1220	1220	1220	1220	1220	1220	1220	1220

付表－5.11 a　釜石港　日平均有義波の波高・周期別度数分布表（冬季）

KAMAISHI　KISYU USW KI HYO　78- 84　12- 2　DOSUU BUNPU HYO　H3 T3

H \ T	SEION	3- 4	4- 5	5- 6	6- 7	7- 8	8- 9	9-10	10-11	11-12	12-13	13-14	14-15	15-16	16-17	17-18	18-19	19-	TOTAL	NICHO
SEION	0	0	0	0	2	0	0	1	0	0	0	0	0	0	0	0	0	0	3 (6)	3 (6)
0.25- 0.50	0	7	22	33	32	28	15	8	3	0	0	0	0	0	0	0	0	0	148 (320)	151 (326)
0.50- 0.75	0	0	3	17	24	30	28	17	5	5	3	1	0	0	0	0	0	0	133 (287)	284 (613)
0.75- 1.00	0	0	0	1	5	7	24	12	9	3	3	0	0	0	0	0	0	0	64 (138)	348 (752)
1.00- 1.25	0	0	0	0	1	5	9	15	7	4	3	0	0	0	0	0	0	0	44 (95)	392 (847)
1.25- 1.50	0	0	0	0	0	2	4	10	3	3	3	1	0	0	0	0	0	0	26 (56)	418 (903)
1.50- 1.75	0	0	0	0	1	0	3	4	3	1	1	0	0	0	0	0	0	0	13 (28)	431 (931)
1.75- 2.00	0	0	0	0	0	4	2	3	3	1	1	0	0	0	0	0	0	0	14 (30)	445 (961)
2.00- 2.50	0	0	0	0	0	1	2	3	2	0	0	0	0	0	0	0	0	0	8 (17)	453 (978)
2.50- 3.00	0	0	0	0	0	0	0	0	3	1	0	0	0	0	0	0	0	0	4 (9)	457 (987)
3.00- 3.50	0	0	0	0	0	0	0	2	0	0	0	0	0	0	0	0	0	0	2 (4)	459 (991)
3.50- 4.00	0	0	0	0	0	1	0	1	1	0	0	0	0	0	0	0	0	0	3 (6)	462 (998)
4.00- 4.50	0	0	0	0	0	0	0	0	1	0	0	0	0	0	0	0	0	0	1 (2)	463 (1000)
4.50- 5.00	0	0	0	0	0	0	0	0	0	0	0	0	0	0	0	0	0	0	0 (0)	463 (1000)
5.00- 5.50	0	0	0	0	0	0	0	0	0	0	0	0	0	0	0	0	0	0	0 (0)	463 (1000)
5.50- 6.00	0	0	0	0	0	0	0	0	0	0	0	0	0	0	0	0	0	0	0 (0)	463 (1000)
6.00- 6.50	0	0	0	0	0	0	0	0	0	0	0	0	0	0	0	0	0	0	0 (0)	463 (1000)
6.50- 7.00	0	0	0	0	0	0	0	0	0	0	0	0	0	0	0	0	0	0	0 (0)	463 (1000)
7.00- 8.00	0	0	0	0	0	0	0	0	0	0	0	0	0	0	0	0	0	0	0 (0)	463 (1000)
8.00- 9.00	0	0	0	0	0	0	0	0	0	0	0	0	0	0	0	0	0	0	0 (0)	463 (1000)
9.00-10.00	0	0	0	0	0	0	0	0	0	0	0	0	0	0	0	0	0	0	0 (0)	463 (1000)
10.00-11.00	0	0	0	0	0	0	0	0	0	0	0	0	0	0	0	0	0	0	0 (0)	463 (1000)
11.00-12.00	0	0	0	0	0	0	0	0	0	0	0	0	0	0	0	0	0	0	0 (0)	463 (1000)
12.00-	0	0	0	0	0	0	0	0	0	0	0	0	0	0	0	0	0	0	0 (0)	463 (1000)
TOTAL (0.1%)	0 (0)	7 (15)	25 (54)	51 (110)	65 (140)	78 (168)	87 (188)	76 (164)	40 (86)	18 (39)	14 (30)	2 (4)	0 (0)	0 (0)	0 (0)	0 (0)	0 (0)	0 (0)	463 (1000)	463 (1000)
NICHO (0.1%)	0 (0)	7 (15)	32 (69)	83 (179)	148 (320)	226 (488)	313 (676)	389 (840)	429 (927)	447 (965)	461 (996)	463 (1000)	463 (1000)	463 (1000)	463 (1000)	463 (1000)	463 (1000)	463 (1000)	463 (1000)	463 (1000)

付表－5.11 b　釜石港　日平均有義波の波高・周期別度数分布表（春季）

KAMAISHI　KISYU USW KI HYO　78- 84　3- 5　DOSUU BUNPU HYO　H3 T3

H \ T	SEION	3- 4	4- 5	5- 6	6- 7	7- 8	8- 9	9-10	10-11	11-12	12-13	13-14	14-15	15-16	16-17	17-18	18-19	19-	TOTAL	NICHO
SEION	1	0	0	0	0	1	0	1	0	0	0	0	0	0	0	0	0	0	3 (7)	3 (7)
0.25- 0.50	0	0	8	12	19	18	13	9	3	2	0	0	0	0	0	0	0	0	84 (207)	87 (215)
0.50- 0.75	0	0	1	7	28	31	22	14	7	0	0	0	0	0	0	0	0	0	110 (272)	197 (486)
0.75- 1.00	0	0	0	1	5	25	24	14	4	2	1	0	0	0	0	0	0	0	76 (188)	273 (674)
1.00- 1.25	0	0	0	1	1	10	11	7	4	3	2	0	0	0	0	0	0	0	39 (96)	312 (770)
1.25- 1.50	0	0	0	0	2	8	7	5	5	0	0	0	0	0	0	0	0	0	27 (67)	339 (837)
1.50- 1.75	0	0	0	0	0	5	4	10	5	2	0	0	0	0	0	0	0	0	26 (64)	365 (901)
1.75- 2.00	0	0	0	0	0	3	0	7	0	1	0	0	0	0	0	0	0	0	11 (27)	376 (928)
2.00- 2.50	0	0	0	0	0	0	9	3	2	2	0	0	0	0	0	0	0	0	16 (40)	392 (968)
2.50- 3.00	0	0	0	0	0	0	1	2	0	1	1	0	0	0	0	0	0	0	5 (12)	397 (980)
3.00- 3.50	0	0	0	0	0	0	3	0	1	3	0	0	0	0	0	0	0	0	7 (17)	404 (998)
3.50- 4.00	0	0	0	0	0	0	0	1	0	0	0	0	0	0	0	0	0	0	1 (2)	405 (1000)
4.00- 4.50	0	0	0	0	0	0	0	0	0	0	0	0	0	0	0	0	0	0	0 (0)	405 (1000)
4.50- 5.00	0	0	0	0	0	0	0	0	0	0	0	0	0	0	0	0	0	0	0 (0)	405 (1000)
5.00- 5.50	0	0	0	0	0	0	0	0	0	0	0	0	0	0	0	0	0	0	0 (0)	405 (1000)
5.50- 6.00	0	0	0	0	0	0	0	0	0	0	0	0	0	0	0	0	0	0	0 (0)	405 (1000)
6.00- 6.50	0	0	0	0	0	0	0	0	0	0	0	0	0	0	0	0	0	0	0 (0)	405 (1000)
6.50- 7.00	0	0	0	0	0	0	0	0	0	0	0	0	0	0	0	0	0	0	0 (0)	405 (1000)
7.00- 8.00	0	0	0	0	0	0	0	0	0	0	0	0	0	0	0	0	0	0	0 (0)	405 (1000)
8.00- 9.00	0	0	0	0	0	0	0	0	0	0	0	0	0	0	0	0	0	0	0 (0)	405 (1000)
9.00-10.00	0	0	0	0	0	0	0	0	0	0	0	0	0	0	0	0	0	0	0 (0)	405 (1000)
10.00-11.00	0	0	0	0	0	0	0	0	0	0	0	0	0	0	0	0	0	0	0 (0)	405 (1000)
11.00-12.00	0	0	0	0	0	0	0	0	0	0	0	0	0	0	0	0	0	0	0 (0)	405 (1000)
12.00-	0	0	0	0	0	0	0	0	0	0	0	0	0	0	0	0	0	0	0 (0)	405 (1000)
TOTAL (0.1%)	1 (2)	0 (0)	9 (22)	21 (52)	55 (136)	101 (249)	94 (232)	73 (180)	31 (77)	16 (40)	4 (10)	0 (0)	0 (0)	0 (0)	0 (0)	0 (0)	0 (0)	0 (0)	405 (1000)	405 (1000)
NICHO (0.1%)	1 (2)	1 (2)	10 (25)	31 (77)	86 (212)	187 (462)	281 (694)	354 (874)	385 (951)	401 (990)	405 (1000)	405 (1000)	405 (1000)	405 (1000)	405 (1000)	405 (1000)	405 (1000)	405 (1000)	405 (1000)	405 (1000)

付表－5.11 c　釜石港　日平均有義波の波高・周期別度数分布表（夏季）

KAMAISHI　KISYU USV　KI HYO　78- 84　6- 8　DOSUU BUNPU HYO　H3 T3

H \ T	SEION	3- 4	4- 5	5- 6	6- 7	7- 8	8- 9	9-10	10-11	11-12	12-13	13-14	14-15	15-16	16-17	17-18	18-19	19-	TOTAL	KICHO
SEION	3	0	0	0	1	1	0	1	0	0	0	0	0	0	0	0	0	0	6 (11)	6 (11)
0.25- 0.50	0	0	17	32	29	24	31	11	0	0	0	0	0	0	0	0	0	0	144 (268)	150 (279)
0.50- 0.75	0	0	1	38	59	27	16	8	6	0	0	0	0	0	0	0	0	0	155 (289)	305 (568)
0.75- 1.00	0	0	0	5	39	43	16	3	1	0	0	0	0	0	0	0	0	0	107 (199)	412 (767)
1.00- 1.25	0	0	0	2	24	15	13	1	0	0	0	0	0	0	0	0	0	0	55 (102)	467 (870)
1.25- 1.50	0	0	0	1	7	14	4	8	0	0	0	0	0	0	0	0	0	0	34 (63)	501 (933)
1.50- 1.75	0	0	0	0	1	6	3	2	2	0	0	0	0	0	0	0	0	0	14 (26)	515 (959)
1.75- 2.00	0	0	0	0	1	2	6	2	0	0	0	0	0	0	0	0	0	0	11 (20)	526 (980)
2.00- 2.50	0	0	0	0	0	2	3	3	0	0	0	0	0	0	0	0	0	0	8 (15)	534 (994)
2.50- 3.00	0	0	0	0	0	0	1	1	0	0	0	0	0	0	0	0	0	0	2 (4)	536 (998)
3.00- 3.50	0	0	0	0	0	0	0	1	0	0	0	0	0	0	0	0	0	0	1 (2)	537 (1000)
3.50- 4.00	0	0	0	0	0	0	0	0	0	0	0	0	0	0	0	0	0	0	0 (0)	537 (1000)
4.00- 4.50	0	0	0	0	0	0	0	0	0	0	0	0	0	0	0	0	0	0	0 (0)	537 (1000)
4.50- 5.00	0	0	0	0	0	0	0	0	0	0	0	0	0	0	0	0	0	0	0 (0)	537 (1000)
5.00- 5.50	0	0	0	0	0	0	0	0	0	0	0	0	0	0	0	0	0	0	0 (0)	537 (1000)
5.50- 6.00	0	0	0	0	0	0	0	0	0	0	0	0	0	0	0	0	0	0	0 (0)	537 (1000)
6.00- 6.50	0	0	0	0	0	0	0	0	0	0	0	0	0	0	0	0	0	0	0 (0)	537 (1000)
6.50- 7.00	0	0	0	0	0	0	0	0	0	0	0	0	0	0	0	0	0	0	0 (0)	537 (1000)
7.00- 8.00	0	0	0	0	0	0	0	0	0	0	0	0	0	0	0	0	0	0	0 (0)	537 (1000)
8.00- 9.00	0	0	0	0	0	0	0	0	0	0	0	0	0	0	0	0	0	0	0 (0)	537 (1000)
9.00-10.00	0	0	0	0	0	0	0	0	0	0	0	0	0	0	0	0	0	0	0 (0)	537 (1000)
10.00-11.00	0	0	0	0	0	0	0	0	0	0	0	0	0	0	0	0	0	0	0 (0)	537 (1000)
11.00-12.00	0	0	0	0	0	0	0	0	0	0	0	0	0	0	0	0	0	0	0 (0)	537 (1000)
12.00-	0	0	0	0	0	0	0	0	0	0	0	0	0	0	0	0	0	0	0 (0)	537 (1000)
TOTAL	3	0	18	78	161	134	93	41	9	0	0	0	0	0	0	0	0	0	537	537
(0.1%)	(6)	(0)	(34)	(145)	(300)	(250)	(173)	(76)	(17)	(0)	(0)	(0)	(0)	(0)	(0)	(0)	(0)	(0)	(1000)	(1000)
KICHO	3	3	21	99	260	394	487	528	537	537	537	537	537	537	537	537	537	537	537	537
(0.1%)	(6)	(6)	(39)	(184)	(484)	(734)	(907)	(983)	(1000)	(1000)	(1000)	(1000)	(1000)	(1000)	(1000)	(1000)	(1000)	(1000)	(1000)	(1000)

付表－5.11 d　釜石港　日平均有義波の波高・周期別度数分布表（秋季）

KAMAISHI　KISYU USV　KI HYO　78- 84　9- 11　DOSUU BUNPU HYO　H3 T3

H \ T	SEION	3- 4	4- 5	5- 6	6- 7	7- 8	8- 9	9-10	10-11	11-12	12-13	13-14	14-15	15-16	16-17	17-18	18-19	19-	TOTAL	KICHO
SEION	0	0	0	0	0	0	0	0	0	0	0	0	0	0	0	0	0	0	0 (0)	0 (0)
0.25- 0.50	0	21	57	44	18	3	13	1	0	0	0	0	0	0	0	0	0	0	157 (264)	157 (264)
0.50- 0.75	0	2	10	51	50	44	18	6	1	0	0	0	0	0	0	0	0	0	182 (306)	339 (571)
0.75- 1.00	0	0	1	6	18	32	22	10	0	0	0	0	0	0	0	0	0	0	89 (150)	428 (721)
1.00- 1.25	0	0	0	2	9	23	23	6	4	0	0	0	0	0	0	0	0	0	67 (113)	495 (833)
1.25- 1.50	0	0	0	0	3	9	6	11	3	1	0	0	0	0	0	0	0	0	33 (56)	528 (889)
1.50- 1.75	0	0	0	0	1	4	5	11	2	0	0	0	0	0	0	0	0	0	23 (39)	551 (928)
1.75- 2.00	0	0	0	0	2	1	8	4	0	0	0	0	0	0	0	0	0	0	15 (25)	566 (953)
2.00- 2.50	0	0	0	0	1	2	3	6	4	0	0	0	0	0	0	0	0	0	14 (27)	582 (980)
2.50- 3.00	0	0	0	0	0	0	3	6	0	0	0	0	0	0	0	0	0	0	9 (15)	591 (995)
3.00- 3.50	0	0	0	0	0	0	0	0	2	0	0	0	0	0	0	0	0	0	2 (3)	593 (998)
3.50- 4.00	0	0	0	0	0	0	0	0	0	0	0	0	0	0	0	0	0	0	0 (0)	593 (998)
4.00- 4.50	0	0	0	0	0	0	0	1	0	0	0	0	0	0	0	0	0	0	1 (2)	594 (1000)
4.50- 5.00	0	0	0	0	0	0	0	0	0	0	0	0	0	0	0	0	0	0	0 (0)	594 (1000)
5.00- 5.50	0	0	0	0	0	0	0	0	0	0	0	0	0	0	0	0	0	0	0 (0)	594 (1000)
5.50- 6.00	0	0	0	0	0	0	0	0	0	0	0	0	0	0	0	0	0	0	0 (0)	594 (1000)
6.00- 6.50	0	0	0	0	0	0	0	0	0	0	0	0	0	0	0	0	0	0	0 (0)	594 (1000)
6.50- 7.00	0	0	0	0	0	0	0	0	0	0	0	0	0	0	0	0	0	0	0 (0)	594 (1000)
7.00- 8.00	0	0	0	0	0	0	0	0	0	0	0	0	0	0	0	0	0	0	0 (0)	594 (1000)
8.00- 9.00	0	0	0	0	0	0	0	0	0	0	0	0	0	0	0	0	0	0	0 (0)	594 (1000)
9.00-10.00	0	0	0	0	0	0	0	0	0	0	0	0	0	0	0	0	0	0	0 (0)	594 (1000)
10.00-11.00	0	0	0	0	0	0	0	0	0	0	0	0	0	0	0	0	0	0	0 (0)	594 (1000)
11.00-12.00	0	0	0	0	0	0	0	0	0	0	0	0	0	0	0	0	0	0	0 (0)	594 (1000)
12.00-	0	0	0	0	0	0	0	0	0	0	0	0	0	0	0	0	0	0	0 (0)	594 (1000)
TOTAL	0	23	68	103	102	118	101	62	16	1	0	0	0	0	0	0	0	0	594	594
(0.1%)	(0)	(39)	(114)	(173)	(172)	(199)	(170)	(104)	(27)	(2)	(0)	(0)	(0)	(0)	(0)	(0)	(0)	(0)	(1000)	(1000)
KICHO	0	23	91	194	296	414	515	577	593	594	594	594	594	594	594	594	594	594	594	594
(0.1%)	(0)	(39)	(153)	(327)	(498)	(697)	(867)	(971)	(998)	(1000)	(1000)	(1000)	(1000)	(1000)	(1000)	(1000)	(1000)	(1000)	(1000)	(1000)

付表－5.11 e　釜石港　日平均有義波の波高・周期別度数分布表（通年）

KAMAISHI　KISYU　USW　HEN HYO　78- 3 - 84- 12　DOSUU BUNPU HYO

H \ T	SEION	3- 4	4- 5	5- 6	6- 7	7- 8	8- 9	9-10	10-11	11-12	12-13	13-14	14-15	15-16	16-17	17-18	18-19	19-	H3 TOTAL	T3 HICHO
SEION	4	0	0	0	3	2	0	3	0	0	0	0	0	0	0	0	0	0	12 (6)	12 (6)
0.25- 0.50	0	29	109	125	99	73	72	29	6	2	0	0	0	0	0	0	0	0	544 (268)	556 (274)
0.50- 0.75	0	2	15	114	165	133	84	45	19	5	3	1	0	0	0	0	0	0	586 (289)	1142 (563)
0.75- 1.00	0	0	1	13	69	109	87	40	14	5	4	0	0	0	0	0	0	0	342 (168)	1484 (731)
1.00- 1.25	0	0	0	5	35	53	56	32	16	7	5	0	0	0	0	0	0	0	209 (103)	1693 (834)
1.25- 1.50	0	0	0	1	12	34	21	34	11	4	3	1	0	0	0	0	0	0	121 (60)	1814 (894)
1.50- 1.75	0	0	0	0	3	15	15	27	13	3	1	0	0	0	0	0	0	0	77 (38)	1891 (932)
1.75- 2.00	0	0	0	0	3	10	16	16	3	2	1	0	0	0	0	0	0	0	51 (25)	1942 (957)
2.00- 2.50	0	0	0	0	1	5	18	15	8	3	0	0	0	0	0	0	0	0	50 (25)	1992 (981)
2.50- 3.00	0	0	0	0	0	0	5	9	3	2	1	0	0	0	0	0	0	0	20 (10)	2012 (991)
3.00- 3.50	0	0	0	0	0	0	3	3	3	3	0	0	0	0	0	0	0	0	12 (6)	2024 (997)
3.50- 4.00	0	0	0	0	0	1	0	2	1	0	0	0	0	0	0	0	0	0	4 (2)	2028 (999)
4.00- 4.50	0	0	0	0	0	0	0	1	1	0	0	0	0	0	0	0	0	0	2 (1)	2030 (1000)
4.50- 5.00	0	0	0	0	0	0	0	0	0	0	0	0	0	0	0	0	0	0	0 (0)	2030 (1000)
5.00- 5.50	0	0	0	0	0	0	0	0	0	0	0	0	0	0	0	0	0	0	0 (0)	2030 (1000)
5.50- 6.00	0	0	0	0	0	0	0	0	0	0	0	0	0	0	0	0	0	0	0 (0)	2030 (1000)
6.00- 6.50	0	0	0	0	0	0	0	0	0	0	0	0	0	0	0	0	0	0	0 (0)	2030 (1000)
6.50- 7.00	0	0	0	0	0	0	0	0	0	0	0	0	0	0	0	0	0	0	0 (0)	2030 (1000)
7.00- 8.00	0	0	0	0	0	0	0	0	0	0	0	0	0	0	0	0	0	0	0 (0)	2030 (1000)
8.00- 9.00	0	0	0	0	0	0	0	0	0	0	0	0	0	0	0	0	0	0	0 (0)	2030 (1000)
9.00-10.00	0	0	0	0	0	0	0	0	0	0	0	0	0	0	0	0	0	0	0 (0)	2030 (1000)
10.00-11.00	0	0	0	0	0	0	0	0	0	0	0	0	0	0	0	0	0	0	0 (0)	2030 (1000)
11.00-12.00	0	0	0	0	0	0	0	0	0	0	0	0	0	0	0	0	0	0	0 (0)	2030 (1000)
12.00-	0	0	0	0	0	0	0	0	0	0	0	0	0	0	0	0	0	0	0 (0)	2030 (1000)
TOTAL	4	31	125	258	390	435	377	256	98	36	18	2	0	0	0	0	0	0	2030	2030
(0.1%)	(2)	(15)	(62)	(127)	(192)	(214)	(186)	(126)	(48)	(18)	(9)	(1)	(0)	(0)	(0)	(0)	(0)	(0)	(1000)	(1000)
HICHO	4	35	160	418	808	1243	1620	1876	1974	2010	2028	2030	2030	2030	2030	2030	2030	2030	2030	2030
(0.1%)	(2)	(17)	(79)	(206)	(398)	(612)	(798)	(924)	(972)	(990)	(999)	(1000)	(1000)	(1000)	(1000)	(1000)	(1000)	(1000)	(1000)	(1000)

付表－5.11 f　釜石港　日平均有義波の波高・周期別出現率表（通年）

KAMAISHI　KISYU　USW　HEN HYO　78- 3 - 84- 12　RITU BUNPU HYO

H \ T	SEION	3- 4	4- 5	5- 6	6- 7	7- 8	8- 9	9-10	10-11	11-12	12-13	13-14	14-15	15-16	16-17	17-18	18-19	19-	H3 TOTAL	T3 HICHO
SEION	0.2	0.	0.	0.	0.1	0.1	0.	0.1	0.	0.	0.	0.	0.	0.	0.	0.	0.	0.	0.6 (12)	0.6 (12)
0.25- 0.50	0.	1.4	5.4	6.2	4.9	3.6	3.5	1.4	0.3	0.1	0.	0.	0.	0.	0.	0.	0.	0.	26.8 (544)	27.4 (556)
0.50- 0.75	0.	0.1	0.7	5.6	8.1	6.6	4.1	2.2	0.9	0.2	0.1	0.0	0.	0.	0.	0.	0.	0.	28.9 (586)	56.3 (1142)
0.75- 1.00	0.	0.	0.0	0.6	3.4	5.4	4.3	2.0	0.7	0.2	0.2	0.	0.	0.	0.	0.	0.	0.	16.8 (342)	73.1 (1484)
1.00- 1.25	0.	0.	0.	0.2	1.7	2.6	2.8	1.6	0.8	0.3	0.2	0.	0.	0.	0.	0.	0.	0.	10.3 (209)	83.4 (1693)
1.25- 1.50	0.	0.	0.	0.0	0.6	1.7	1.0	1.7	0.5	0.2	0.1	0.0	0.	0.	0.	0.	0.	0.	6.0 (121)	89.4 (1814)
1.50- 1.75	0.	0.	0.	0.	0.1	0.7	0.7	1.3	0.6	0.1	0.0	0.	0.	0.	0.	0.	0.	0.	3.8 (77)	93.2 (1891)
1.75- 2.00	0.	0.	0.	0.	0.1	0.5	0.8	0.8	0.1	0.1	0.0	0.	0.	0.	0.	0.	0.	0.	2.5 (51)	95.7 (1942)
2.00- 2.50	0.	0.	0.	0.	0.0	0.2	0.9	0.7	0.4	0.1	0.	0.	0.	0.	0.	0.	0.	0.	2.5 (50)	98.1 (1992)
2.50- 3.00	0.	0.	0.	0.	0.	0.	0.2	0.4	0.1	0.1	0.0	0.	0.	0.	0.	0.	0.	0.	1.0 (20)	99.1 (2012)
3.00- 3.50	0.	0.	0.	0.	0.	0.	0.1	0.1	0.1	0.1	0.	0.	0.	0.	0.	0.	0.	0.	0.6 (12)	99.7 (2024)
3.50- 4.00	0.	0.	0.	0.	0.	0.0	0.	0.1	0.0	0.	0.	0.	0.	0.	0.	0.	0.	0.	0.2 (4)	99.9 (2028)
4.00- 4.50	0.	0.	0.	0.	0.	0.	0.	0.0	0.0	0.	0.	0.	0.	0.	0.	0.	0.	0.	0.1 (2)	100.0 (2030)
4.50- 5.00	0.	0.	0.	0.	0.	0.	0.	0.	0.	0.	0.	0.	0.	0.	0.	0.	0.	0.	0. (0)	100.0 (2030)
5.00- 5.50	0.	0.	0.	0.	0.	0.	0.	0.	0.	0.	0.	0.	0.	0.	0.	0.	0.	0.	0. (0)	100.0 (2030)
5.50- 6.00	0.	0.	0.	0.	0.	0.	0.	0.	0.	0.	0.	0.	0.	0.	0.	0.	0.	0.	0. (0)	100.0 (2030)
6.00- 6.50	0.	0.	0.	0.	0.	0.	0.	0.	0.	0.	0.	0.	0.	0.	0.	0.	0.	0.	0. (0)	100.0 (2030)
6.50- 7.00	0.	0.	0.	0.	0.	0.	0.	0.	0.	0.	0.	0.	0.	0.	0.	0.	0.	0.	0. (0)	100.0 (2030)
7.00- 8.00	0.	0.	0.	0.	0.	0.	0.	0.	0.	0.	0.	0.	0.	0.	0.	0.	0.	0.	0. (0)	100.0 (2030)
8.00- 9.00	0.	0.	0.	0.	0.	0.	0.	0.	0.	0.	0.	0.	0.	0.	0.	0.	0.	0.	0. (0)	100.0 (2030)
9.00-10.00	0.	0.	0.	0.	0.	0.	0.	0.	0.	0.	0.	0.	0.	0.	0.	0.	0.	0.	0. (0)	100.0 (2030)
10.00-11.00	0.	0.	0.	0.	0.	0.	0.	0.	0.	0.	0.	0.	0.	0.	0.	0.	0.	0.	0. (0)	100.0 (2030)
11.00-12.00	0.	0.	0.	0.	0.	0.	0.	0.	0.	0.	0.	0.	0.	0.	0.	0.	0.	0.	0. (0)	100.0 (2030)
12.00-	0.	0.	0.	0.	0.	0.	0.	0.	0.	0.	0.	0.	0.	0.	0.	0.	0.	0.	0. (0)	100.0 (2030)
TOTAL	0.2	1.5	6.2	12.7	19.2	21.4	18.6	12.6	4.8	1.8	0.9	0.1	0.	0.	0.	0.	0.	0.	100.0	100.0
	4	31	125	258	390	435	377	256	98	36	18	2	0	0	0	0	0	0	2030	2030
HICHO	0.2	1.7	7.9	20.6	39.8	61.2	79.8	92.4	97.2	99.0	99.9	100.0	100.0	100.0	100.0	100.0	100.0	100.0	100.0	100.0
	4	35	160	418	808	1243	1620	1876	1974	2010	2028	2030	2030	2030	2030	2030	2030	2030	2030	2030

付表－5.12 a　仙台新港　日平均有義波の波高・周期別度数分布表（冬季）

SENDAISHINKO　KISYU USN KI HYO　78- 84　12- 2　DOSUU BUNPU HYO　H3 T3

H＼T	SEION	3- 4	4- 5	5- 6	6- 7	7- 8	8- 9	9-10	10-11	11-12	12-13	13-14	14-15	15-16	16-17	17-18	18-19	19-	TOTAL	HICHO
SEION	0	0	3	14	13	6	1	0	0	0	0	0	0	0	0	0	0	0	37 (79)	37 (79)
0.25- 0.50	0	2	9	27	41	46	31	22	7	2	0	0	0	0	0	0	0	0	187 (397)	224 (476)
0.50- 0.75	0	0	1	8	12	25	24	27	26	14	2	1	0	0	0	0	0	0	140 (297)	364 (773)
0.75- 1.00	0	0	0	4	4	6	10	10	11	11	2	1	0	0	0	0	0	0	59 (125)	423 (898)
1.00- 1.25	0	0	0	0	2	2	4	4	6	4	0	0	0	0	0	0	0	0	22 (47)	445 (945)
1.25- 1.50	0	0	0	0	0	0	3	4	2	0	0	0	0	0	0	0	0	0	9 (19)	454 (964)
1.50- 1.75	0	0	0	0	0	0	3	1	1	2	0	0	0	0	0	0	0	0	7 (15)	461 (979)
1.75- 2.00	0	0	0	0	0	1	0	1	1	0	0	0	0	0	0	0	0	0	3 (6)	464 (985)
2.00- 2.50	0	0	0	0	0	1	0	0	1	0	1	1	0	0	0	0	0	0	4 (8)	468 (994)
2.50- 3.00	0	0	0	0	0	0	0	0	0	0	0	0	0	0	0	0	0	0	0 (0)	468 (994)
3.00- 3.50	0	0	0	0	0	0	0	0	1	0	0	0	0	0	0	0	0	0	1 (2)	469 (996)
3.50- 4.00	0	0	0	0	0	0	0	1	0	1	0	0	0	0	0	0	0	0	2 (4)	471 (1000)
4.00- 4.50	0	0	0	0	0	0	0	0	0	0	0	0	0	0	0	0	0	0	0 (0)	471 (1000)
4.50- 5.00	0	0	0	0	0	0	0	0	0	0	0	0	0	0	0	0	0	0	0 (0)	471 (1000)
5.00- 5.50	0	0	0	0	0	0	0	0	0	0	0	0	0	0	0	0	0	0	0 (0)	471 (1000)
5.50- 6.00	0	0	0	0	0	0	0	0	0	0	0	0	0	0	0	0	0	0	0 (0)	471 (1000)
6.00- 6.50	0	0	0	0	0	0	0	0	0	0	0	0	0	0	0	0	0	0	0 (0)	471 (1000)
6.50- 7.00	0	0	0	0	0	0	0	0	0	0	0	0	0	0	0	0	0	0	0 (0)	471 (1000)
7.00- 8.00	0	0	0	0	0	0	0	0	0	0	0	0	0	0	0	0	0	0	0 (0)	471 (1000)
8.00- 9.00	0	0	0	0	0	0	0	0	0	0	0	0	0	0	0	0	0	0	0 (0)	471 (1000)
9.00-10.00	0	0	0	0	0	0	0	0	0	0	0	0	0	0	0	0	0	0	0 (0)	471 (1000)
10.00-11.00	0	0	0	0	0	0	0	0	0	0	0	0	0	0	0	0	0	0	0 (0)	471 (1000)
11.00-12.00	0	0	0	0	0	0	0	0	0	0	0	0	0	0	0	0	0	0	0 (0)	471 (1000)
12.00-	0	0	0	0	0	0	0	0	0	0	0	0	0	0	0	0	0	0	0 (0)	471 (1000)
TOTAL	0	2	13	53	72	87	76	70	56	34	5	3	0	0	0	0	0	0	471	471
(0.1%)	(0)	(4)	(28)	(113)	(153)	(185)	(161)	(149)	(119)	(72)	(11)	(6)	(0)	(0)	(0)	(0)	(0)	(0)	(1000)	(1000)
HICHO	0	2	15	68	140	227	303	373	429	463	468	471	471	471	471	471	471	471	471	471
(0.1%)	(0)	(4)	(32)	(144)	(297)	(482)	(643)	(792)	(911)	(983)	(994)	(1000)	(1000)	(1000)	(1000)	(1000)	(1000)	(1000)	(1000)	(1000)

付表－5.12 b　仙台新港　日平均有義波の波高・周期別度数分布表（春季）

SENDAISHINKO　KISYU USN KI HYO　79- 84　3- 5　DOSUU BUNPU HYO　H3 T3

H＼T	SEION	3- 4	4- 5	5- 6	6- 7	7- 8	8- 9	9-10	10-11	11-12	12-13	13-14	14-15	15-16	16-17	17-18	18-19	19-	TOTAL	HICHO
SEION	0	0	0	1	0	0	0	0	0	0	0	0	0	0	0	0	0	0	1 (2)	1 (2)
0.25- 0.50	0	0	5	13	22	24	8	5	0	0	0	0	0	0	0	0	0	0	77 (158)	78 (160)
0.50- 0.75	0	0	0	28	50	34	28	5	6	2	0	0	0	0	0	0	0	0	153 (314)	231 (473)
0.75- 1.00	0	0	0	12	28	36	25	13	4	0	1	1	0	0	0	0	0	0	120 (246)	351 (719)
1.00- 1.25	0	0	0	4	10	16	17	6	2	2	0	0	0	0	0	0	0	0	57 (117)	408 (836)
1.25- 1.50	0	0	0	1	5	4	12	10	0	0	0	0	0	0	0	0	0	0	32 (66)	440 (902)
1.50- 1.75	0	0	0	0	4	2	6	4	4	1	0	0	0	0	0	0	0	0	21 (43)	461 (945)
1.75- 2.00	0	0	0	0	0	0	7	4	2	2	0	0	0	0	0	0	0	0	15 (31)	476 (975)
2.00- 2.50	0	0	0	0	0	1	0	3	4	0	0	0	0	0	0	0	0	0	8 (16)	484 (992)
2.50- 3.00	0	0	0	0	0	0	1	1	1	0	0	0	0	0	0	0	0	0	3 (6)	487 (998)
3.00- 3.50	0	0	0	0	0	0	0	0	0	0	0	0	0	0	0	0	0	0	0 (0)	487 (998)
3.50- 4.00	0	0	0	0	0	0	0	0	1	0	0	0	0	0	0	0	0	0	1 (2)	488 (1000)
4.00- 4.50	0	0	0	0	0	0	0	0	0	0	0	0	0	0	0	0	0	0	0 (0)	488 (1000)
4.50- 5.00	0	0	0	0	0	0	0	0	0	0	0	0	0	0	0	0	0	0	0 (0)	488 (1000)
5.00- 5.50	0	0	0	0	0	0	0	0	0	0	0	0	0	0	0	0	0	0	0 (0)	488 (1000)
5.50- 6.00	0	0	0	0	0	0	0	0	0	0	0	0	0	0	0	0	0	0	0 (0)	488 (1000)
6.00- 6.50	0	0	0	0	0	0	0	0	0	0	0	0	0	0	0	0	0	0	0 (0)	488 (1000)
6.50- 7.00	0	0	0	0	0	0	0	0	0	0	0	0	0	0	0	0	0	0	0 (0)	488 (1000)
7.00- 8.00	0	0	0	0	0	0	0	0	0	0	0	0	0	0	0	0	0	0	0 (0)	488 (1000)
8.00- 9.00	0	0	0	0	0	0	0	0	0	0	0	0	0	0	0	0	0	0	0 (0)	488 (1000)
9.00-10.00	0	0	0	0	0	0	0	0	0	0	0	0	0	0	0	0	0	0	0 (0)	488 (1000)
10.00-11.00	0	0	0	0	0	0	0	0	0	0	0	0	0	0	0	0	0	0	0 (0)	488 (1000)
11.00-12.00	0	0	0	0	0	0	0	0	0	0	0	0	0	0	0	0	0	0	0 (0)	488 (1000)
12.00-	0	0	0	0	0	0	0	0	0	0	0	0	0	0	0	0	0	0	0 (0)	488 (1000)
TOTAL	0	0	5	59	119	117	106	51	24	7	1	1	0	0	0	0	0	0	488	488
(0.1%)	(0)	(0)	(10)	(121)	(244)	(240)	(213)	(105)	(49)	(14)	(2)	(2)	(0)	(0)	(0)	(0)	(0)	(0)	(1000)	(1000)
HICHO	0	0	5	64	183	300	404	455	479	486	487	488	488	488	488	488	488	488	488	488
(0.1%)	(0)	(0)	(10)	(131)	(375)	(615)	(828)	(932)	(982)	(996)	(998)	(1000)	(1000)	(1000)	(1000)	(1000)	(1000)	(1000)	(1000)	(1000)

付表－5.12 c　仙台新港　日平均有義波の波高・周期別度数分布表（夏季）

SENDAISHINKO　KISYU USU KI HYO 79- 84 6- 8 DOSUU BUNPU HYO H3 T3

H \ T	SEION	3- 4	4- 5	5- 6	6- 7	7- 8	8- 9	9-10	10-11	11-12	12-13	13-14	14-15	15-16	16-17	17-18	18-19	19-	TOTAL	NICHO
SEION	0	0	0	0	0	0	0	0	0	0	0	0	0	0	0	0	0	0	0 (0)	0 (0)
0.25- 0.50	0	0	0	11	26	6	1	0	0	0	0	0	0	0	0	0	0	0	44 (81)	44 (81)
0.50- 0.75	0	0	2	43	95	82	17	0	0	0	0	0	0	0	0	0	0	0	239 (442)	283 (523)
0.75- 1.00	0	0	2	7	39	59	21	10	1	1	0	0	0	0	0	0	0	0	140 (259)	423 (782)
1.00- 1.25	0	0	0	5	11	27	14	3	5	0	0	0	0	0	0	0	0	0	65 (120)	488 (902)
1.25- 1.50	0	0	1	2	2	8	5	3	6	1	0	0	0	0	0	0	0	0	28 (52)	516 (954)
1.50- 1.75	0	0	0	0	0	3	3	3	1	2	0	0	0	0	0	0	0	0	12 (22)	528 (976)
1.75- 2.00	0	0	0	0	3	2	2	0	1	0	0	0	0	0	0	0	0	0	8 (15)	536 (991)
2.00- 2.50	0	0	0	0	0	0	1	1	1	1	0	0	0	0	0	0	0	0	4 (7)	540 (998)
2.50- 3.00	0	0	0	0	0	0	0	0	0	0	0	0	0	0	0	0	0	0	0 (0)	540 (998)
3.00- 3.50	0	0	0	0	0	1	0	0	0	0	0	0	0	0	0	0	0	0	1 (2)	541 (1000)
3.50- 4.00	0	0	0	0	0	0	0	0	0	0	0	0	0	0	0	0	0	0	0 (0)	541 (1000)
4.00- 4.50	0	0	0	0	0	0	0	0	0	0	0	0	0	0	0	0	0	0	0 (0)	541 (1000)
4.50- 5.00	0	0	0	0	0	0	0	0	0	0	0	0	0	0	0	0	0	0	0 (0)	541 (1000)
5.00- 5.50	0	0	0	0	0	0	0	0	0	0	0	0	0	0	0	0	0	0	0 (0)	541 (1000)
5.50- 6.00	0	0	0	0	0	0	0	0	0	0	0	0	0	0	0	0	0	0	0 (0)	541 (1000)
6.00- 6.50	0	0	0	0	0	0	0	0	0	0	0	0	0	0	0	0	0	0	0 (0)	541 (1000)
6.50- 7.00	0	0	0	0	0	0	0	0	0	0	0	0	0	0	0	0	0	0	0 (0)	541 (1000)
7.00- 8.00	0	0	0	0	0	0	0	0	0	0	0	0	0	0	0	0	0	0	0 (0)	541 (1000)
8.00- 9.00	0	0	0	0	0	0	0	0	0	0	0	0	0	0	0	0	0	0	0 (0)	541 (1000)
9.00-10.00	0	0	0	0	0	0	0	0	0	0	0	0	0	0	0	0	0	0	0 (0)	541 (1000)
10.00-11.00	0	0	0	0	0	0	0	0	0	0	0	0	0	0	0	0	0	0	0 (0)	541 (1000)
11.00-12.00	0	0	0	0	0	0	0	0	0	0	0	0	0	0	0	0	0	0	0 (0)	541 (1000)
12.00-	0	0	0	0	0	0	0	0	0	0	0	0	0	0	0	0	0	0	0 (0)	541 (1000)
TOTAL	0	0	5	68	176	188	64	20	15	5	0	0	0	0	0	0	0	0	541	541
(0.1%)	(0)	(0)	(9)	(126)	(325)	(348)	(118)	(37)	(28)	(9)	(0)	(0)	(0)	(0)	(0)	(0)	(0)	(0)	(1000)	(1000)
NICHO	0	0	5	73	249	437	501	521	536	541	541	541	541	541	541	541	541	541	541	541
(0.1%)	(0)	(0)	(9)	(135)	(460)	(808)	(926)	(963)	(991)	(1000)	(1000)	(1000)	(1000)	(1000)	(1000)	(1000)	(1000)	(1000)	(1000)	(1000)

付表－5.12 d　仙台新港　日平均有義波の波高・周期別度数分布表（秋季）

SENDAISHINKO　KISYU USU KI HYO 79- 84 9- 11 DOSUU BUNPU HYO H3 T3

H \ T	SEION	3- 4	4- 5	5- 6	6- 7	7- 8	8- 9	9-10	10-11	11-12	12-13	13-14	14-15	15-16	16-17	17-18	18-19	19-	TOTAL	NICHO
SEION	0	0	1	3	4	0	0	0	0	0	0	0	0	0	0	0	0	0	8 (19)	8 (19)
0.25- 0.50	0	0	2	9	33	27	9	9	3	0	0	0	0	0	0	0	0	0	92 (221)	100 (240)
0.50- 0.75	0	0	1	7	29	46	17	9	1	0	0	0	0	0	0	0	0	0	110 (264)	210 (505)
0.75- 1.00	0	0	0	2	16	30	25	12	4	0	0	0	0	0	0	0	0	0	89 (214)	299 (719)
1.00- 1.25	0	0	0	2	6	14	12	7	5	1	0	0	0	0	0	0	0	0	47 (113)	346 (832)
1.25- 1.50	0	0	0	1	4	4	8	8	4	3	0	0	0	0	0	0	0	0	32 (77)	378 (909)
1.50- 1.75	0	0	0	0	1	2	2	7	4	0	1	0	0	0	0	0	0	0	17 (41)	395 (950)
1.75- 2.00	0	0	0	0	1	0	1	0	1	0	0	0	0	0	0	0	0	0	3 (7)	398 (957)
2.00- 2.50	0	0	0	0	0	0	1	3	1	3	0	1	0	0	0	0	0	0	9 (22)	407 (978)
2.50- 3.00	0	0	0	0	0	0	2	1	1	2	0	1	0	0	0	0	0	0	7 (17)	414 (995)
3.00- 3.50	0	0	0	0	0	0	1	0	0	0	0	0	0	0	0	0	0	0	1 (2)	415 (998)
3.50- 4.00	0	0	0	0	0	0	0	1	0	0	0	0	0	0	0	0	0	0	1 (2)	416 (1000)
4.00- 4.50	0	0	0	0	0	0	0	0	0	0	0	0	0	0	0	0	0	0	0 (0)	416 (1000)
4.50- 5.00	0	0	0	0	0	0	0	0	0	0	0	0	0	0	0	0	0	0	0 (0)	416 (1000)
5.00- 5.50	0	0	0	0	0	0	0	0	0	0	0	0	0	0	0	0	0	0	0 (0)	416 (1000)
5.50- 6.00	0	0	0	0	0	0	0	0	0	0	0	0	0	0	0	0	0	0	0 (0)	416 (1000)
6.00- 6.50	0	0	0	0	0	0	0	0	0	0	0	0	0	0	0	0	0	0	0 (0)	416 (1000)
6.50- 7.00	0	0	0	0	0	0	0	0	0	0	0	0	0	0	0	0	0	0	0 (0)	416 (1000)
7.00- 8.00	0	0	0	0	0	0	0	0	0	0	0	0	0	0	0	0	0	0	0 (0)	416 (1000)
8.00- 9.00	0	0	0	0	0	0	0	0	0	0	0	0	0	0	0	0	0	0	0 (0)	416 (1000)
9.00-10.00	0	0	0	0	0	0	0	0	0	0	0	0	0	0	0	0	0	0	0 (0)	416 (1000)
10.00-11.00	0	0	0	0	0	0	0	0	0	0	0	0	0	0	0	0	0	0	0 (0)	416 (1000)
11.00-12.00	0	0	0	0	0	0	0	0	0	0	0	0	0	0	0	0	0	0	0 (0)	416 (1000)
12.00-	0	0	0	0	0	0	0	0	0	0	0	0	0	0	0	0	0	0	0 (0)	416 (1000)
TOTAL	0	0	4	24	94	123	78	57	24	9	1	2	0	0	0	0	0	0	416	416
(0.1%)	(0)	(0)	(10)	(58)	(226)	(296)	(188)	(137)	(58)	(22)	(2)	(5)	(0)	(0)	(0)	(0)	(0)	(0)	(1000)	(1000)
NICHO	0	0	4	28	122	245	323	380	404	413	414	416	416	416	416	416	416	416	416	416
(0.1%)	(0)	(0)	(10)	(67)	(293)	(589)	(776)	(913)	(971)	(993)	(995)	(1000)	(1000)	(1000)	(1000)	(1000)	(1000)	(1000)	(1000)	(1000)

付表－5.12 e　仙台新港　日平均有義波の波高・周期別度数分布表（通年）

SENDAISHINKO　　HEN HYO　　79- 1 - 84- 12　　DOSUU BUNPU HYO

H \ T	SEION	3- 4	4- 5	5- 6	6- 7	KISYU 7- 8	USW 8- 9	9-10	10-11	11-12	12-13	13-14	14-15	15-16	16-17	17-18	18-19	19-	H3	T3 TOTAL	NICHO
SEION	0	0	4	19	17	6	1	0	0	0	0	0	0	0	0	0	0	0		47 (24)	47 (24)
0.25- 0.50	0	2	16	61	124	108	50	37	10	2	0	0	0	0	0	0	0	0		410 (211)	457 (235)
0.50- 0.75	0	0	4	86	188	192	89	43	34	16	2	1	0	0	0	0	0	0		655 (336)	1112 (571)
0.75- 1.00	0	0	2	25	87	132	82	48	20	12	3	2	0	0	0	0	0	0		413 (212)	1525 (783)
1.00- 1.25	0	0	0	11	29	59	47	20	18	8	0	0	0	0	0	0	0	0		192 (99)	1717 (882)
1.25- 1.50	0	0	1	4	11	16	28	25	12	4	0	0	0	0	0	0	0	0		101 (52)	1818 (934)
1.50- 1.75	0	0	0	0	5	7	14	16	10	5	1	0	0	0	0	0	0	0		58 (30)	1876 (964)
1.75- 2.00	0	0	0	0	4	3	10	5	5	2	0	0	0	0	0	0	0	0		29 (15)	1905 (978)
2.00- 2.50	0	0	0	0	0	2	2	7	7	4	1	2	0	0	0	0	0	0		25 (13)	1930 (991)
2.50- 3.00	0	0	0	0	0	0	3	2	2	2	0	1	0	0	0	0	0	0		10 (5)	1940 (996)
3.00- 3.50	0	0	0	0	0	1	1	0	1	0	0	0	0	0	0	0	0	0		3 (2)	1943 (998)
3.50- 4.00	0	0	0	0	0	0	0	2	1	1	0	0	0	0	0	0	0	0		4 (2)	1947 (1000)
4.00- 4.50	0	0	0	0	0	0	0	0	0	0	0	0	0	0	0	0	0	0		0 (0)	1947 (1000)
4.50- 5.00	0	0	0	0	0	0	0	0	0	0	0	0	0	0	0	0	0	0		0 (0)	1947 (1000)
5.00- 5.50	0	0	0	0	0	0	0	0	0	0	0	0	0	0	0	0	0	0		0 (0)	1947 (1000)
5.50- 6.00	0	0	0	0	0	0	0	0	0	0	0	0	0	0	0	0	0	0		0 (0)	1947 (1000)
6.00- 6.50	0	0	0	0	0	0	0	0	0	0	0	0	0	0	0	0	0	0		0 (0)	1947 (1000)
6.50- 7.00	0	0	0	0	0	0	0	0	0	0	0	0	0	0	0	0	0	0		0 (0)	1947 (1000)
7.00- 8.00	0	0	0	0	0	0	0	0	0	0	0	0	0	0	0	0	0	0		0 (0)	1947 (1000)
8.00- 9.00	0	0	0	0	0	0	0	0	0	0	0	0	0	0	0	0	0	0		0 (0)	1947 (1000)
9.00-10.00	0	0	0	0	0	0	0	0	0	0	0	0	0	0	0	0	0	0		0 (0)	1947 (1000)
10.00-11.00	0	0	0	0	0	0	0	0	0	0	0	0	0	0	0	0	0	0		0 (0)	1947 (1000)
11.00-12.00	0	0	0	0	0	0	0	0	0	0	0	0	0	0	0	0	0	0		0 (0)	1947 (1000)
12.00-	0	0	0	0	0	0	0	0	0	0	0	0	0	0	0	0	0	0		0 (0)	1947 (1000)
TOTAL	0	2	27	206	465	526	327	205	120	56	7	6	0	0	0	0	0	0		1947 (1000)	1947 (1000)
(0.1%)	(0)	(1)	(14)	(106)	(239)	(270)	(168)	(105)	(62)	(29)	(4)	(3)	(0)	(0)	(0)	(0)	(0)	(0)			
NICHO	0	2	29	235	700	1226	1553	1758	1878	1934	1941	1947	1947	1947	1947	1947	1947	1947		1947 (1000)	1947 (1000)
(0.1%)	(0)	(1)	(15)	(121)	(360)	(630)	(798)	(903)	(965)	(993)	(997)	(1000)	(1000)	(1000)	(1000)	(1000)	(1000)	(1000)			

付表－5.12 f　仙台新港　日平均有義波の波高・周期別出現率表（通年）

SENDAISHINKO　　HEN HYO　　79- 1 - 84- 12　　RITU BUNPU HYO

H \ T	SEION	3- 4	4- 5	5- 6	6- 7	KISYU 7- 8	USW 8- 9	9-10	10-11	11-12	12-13	13-14	14-15	15-16	16-17	17-18	18-19	19-	H3	T3 TOTAL	NICHO
SEION	0.	0.	0.2	1.0	0.9	0.3	0.1	0.	0.	0.	0.	0.	0.	0.	0.	0.	0.	0.		2.4 (47)	2.4 (47)
0.25- 0.50	0.	0.1	0.8	3.1	6.4	5.5	2.6	1.9	0.5	0.1	0.	0.	0.	0.	0.	0.	0.	0.		21.1 (410)	23.5 (457)
0.50- 0.75	0.	0.	0.2	4.4	9.7	9.9	4.6	2.2	1.7	0.8	0.1	0.1	0.	0.	0.	0.	0.	0.		33.6 (655)	57.1 (1112)
0.75- 1.00	0.	0.	0.1	1.3	4.5	6.8	4.2	2.5	1.0	0.6	0.2	0.1	0.	0.	0.	0.	0.	0.		21.2 (413)	78.3 (1525)
1.00- 1.25	0.	0.	0.	0.6	1.5	3.0	2.4	1.0	0.9	0.4	0.	0.	0.	0.	0.	0.	0.	0.		9.9 (192)	88.2 (1717)
1.25- 1.50	0.	0.	0.1	0.2	0.6	0.8	1.4	1.3	0.6	0.2	0.	0.	0.	0.	0.	0.	0.	0.		5.2 (101)	93.4 (1818)
1.50- 1.75	0.	0.	0.	0.	0.3	0.4	0.7	0.8	0.5	0.3	0.1	0.	0.	0.	0.	0.	0.	0.		3.0 (58)	96.4 (1876)
1.75- 2.00	0.	0.	0.	0.	0.2	0.2	0.5	0.3	0.3	0.1	0.	0.	0.	0.	0.	0.	0.	0.		1.5 (29)	97.8 (1905)
2.00- 2.50	0.	0.	0.	0.	0.	0.1	0.1	0.4	0.4	0.2	0.1	0.1	0.	0.	0.	0.	0.	0.		1.3 (25)	99.1 (1930)
2.50- 3.00	0.	0.	0.	0.	0.	0.	0.2	0.1	0.1	0.1	0.	0.1	0.	0.	0.	0.	0.	0.		0.5 (10)	99.6 (1940)
3.00- 3.50	0.	0.	0.	0.	0.	0.1	0.1	0.	0.1	0.	0.	0.	0.	0.	0.	0.	0.	0.		0.2 (3)	99.8 (1943)
3.50- 4.00	0.	0.	0.	0.	0.	0.	0.	0.1	0.1	0.1	0.	0.	0.	0.	0.	0.	0.	0.		0.2 (4)	100.0 (1947)
4.00- 4.50	0.	0.	0.	0.	0.	0.	0.	0.	0.	0.	0.	0.	0.	0.	0.	0.	0.	0.		0. (0)	100.0 (1947)
4.50- 5.00	0.	0.	0.	0.	0.	0.	0.	0.	0.	0.	0.	0.	0.	0.	0.	0.	0.	0.		0. (0)	100.0 (1947)
5.00- 5.50	0.	0.	0.	0.	0.	0.	0.	0.	0.	0.	0.	0.	0.	0.	0.	0.	0.	0.		0. (0)	100.0 (1947)
5.50- 6.00	0.	0.	0.	0.	0.	0.	0.	0.	0.	0.	0.	0.	0.	0.	0.	0.	0.	0.		0. (0)	100.0 (1947)
6.00- 6.50	0.	0.	0.	0.	0.	0.	0.	0.	0.	0.	0.	0.	0.	0.	0.	0.	0.	0.		0. (0)	100.0 (1947)
6.50- 7.00	0.	0.	0.	0.	0.	0.	0.	0.	0.	0.	0.	0.	0.	0.	0.	0.	0.	0.		0. (0)	100.0 (1947)
7.00- 8.00	0.	0.	0.	0.	0.	0.	0.	0.	0.	0.	0.	0.	0.	0.	0.	0.	0.	0.		0. (0)	100.0 (1947)
8.00- 9.00	0.	0.	0.	0.	0.	0.	0.	0.	0.	0.	0.	0.	0.	0.	0.	0.	0.	0.		0. (0)	100.0 (1947)
9.00-10.00	0.	0.	0.	0.	0.	0.	0.	0.	0.	0.	0.	0.	0.	0.	0.	0.	0.	0.		0. (0)	100.0 (1947)
10.00-11.00	0.	0.	0.	0.	0.	0.	0.	0.	0.	0.	0.	0.	0.	0.	0.	0.	0.	0.		0. (0)	100.0 (1947)
11.00-12.00	0.	0.	0.	0.	0.	0.	0.	0.	0.	0.	0.	0.	0.	0.	0.	0.	0.	0.		0. (0)	100.0 (1947)
12.00-	0.	0.	0.	0.	0.	0.	0.	0.	0.	0.	0.	0.	0.	0.	0.	0.	0.	0.		0. (0)	100.0 (1947)
TOTAL	0.	0.1	1.4	10.6	23.9	27.0	16.8	10.5	6.2	2.9	0.4	0.3	0.	0.	0.	0.	0.	0.		100.0 (1947)	100.0 (1947)
NICHO	0.	0.1	1.5	12.1	36.0	63.0	79.8	90.3	96.5	99.3	99.7	100.0	100.0	100.0	100.0	100.0	100.0	100.0		100.0 (1947)	100.0 (1947)

付表－5.13 a　小名浜港　日平均有義波の波高・周期別度数分布表（冬季）

ONAHAMA　　KI HYO　　79- 84　12- 2　　DOSUU BUNPU HYO　H3 T3

H \ T SEION	3- 4	4- 5	5- 6	6- 7	7- 8	8- 9	9-10	10-11	11-12	12-13	13-14	14-15	15-16	16-17	17-18	18-19	19-	TOTAL	MICHO
SEION	0	0	0	0	0	0	0	0	0	0	0	0	0	0	0	0	0	0	0
0.25- 0.50	0	0	1	5	12	2	1	1	0	0	0	0	0	0	0	0	0	0	0
																		(0)(	0)
0.50- 0.75	0	0	2	12	27	32	9	5	0	0	0	0	0	0	0	0	0	22	22
																		(87)(	87)
0.75- 1.00	0	0	0	5	8	16	14	7	1	0	0	0	0	0	0	0	0	87	109
																		(345)(	433)
1.00- 1.25	0	0	0	2	5	6	10	8	7	3	0	0	0	0	0	0	0	51	160
																		(202)(	635)
1.25- 1.50	0	0	0	1	2	6	4	5	5	0	0	0	0	0	0	0	0	41	201
																		(163)(	798)
1.50- 1.75	0	0	0	0	0	0	5	2	0	1	2	0	0	0	0	0	0	23	224
																		(91)(	889)
1.75- 2.00	0	0	0	0	0	0	3	2	0	2	0	0	0	0	0	0	0	10	234
																		(40)(	929)
2.00- 2.50	0	0	0	0	1	0	1	3	1	1	0	0	0	0	0	0	0	7	241
																		(28)(	956)
2.50- 3.00	0	0	0	0	0	0	1	0	0	0	1	0	0	0	0	0	0	7	248
																		(28)(	986)
3.00- 3.50	0	0	0	0	0	0	0	0	0	0	0	0	0	0	0	0	0	2	250
																		(8)(	992)
3.50- 4.00	0	0	0	0	0	0	0	1	0	0	0	0	0	0	0	0	0	0	250
																		(0)(	992)
4.00- 4.50	0	0	0	0	0	0	0	0	0	1	0	0	0	0	0	0	0	1	251
																		(4)(	996)
4.50- 5.00	0	0	0	0	0	0	0	0	0	0	0	0	0	0	0	0	0	1	252
																		(4)(1000)	
5.00- 5.50	0	0	0	0	0	0	0	0	0	0	0	0	0	0	0	0	0	0	252
																		(0)(1000)	
5.50- 6.00	0	0	0	0	0	0	0	0	0	0	0	0	0	0	0	0	0	0	252
																		(0)(1000)	
6.00- 6.50	0	0	0	0	0	0	0	0	0	0	0	0	0	0	0	0	0	0	252
																		(0)(1000)	
6.50- 7.00	0	0	0	0	0	0	0	0	0	0	0	0	0	0	0	0	0	0	252
																		(0)(1000)	
7.00- 8.00	0	0	0	0	0	0	0	0	0	0	0	0	0	0	0	0	0	0	252
																		(0)(1000)	
8.00- 9.00	0	0	0	0	0	0	0	0	0	0	0	0	0	0	0	0	0	0	252
																		(0)(1000)	
9.00-10.00	0	0	0	0	0	0	0	0	0	0	0	0	0	0	0	0	0	0	252
																		(0)(1000)	
10.00-11.00	0	0	0	0	0	0	0	0	0	0	0	0	0	0	0	0	0	0	252
																		(0)(1000)	
11.00-12.00	0	0	0	0	0	0	0	0	0	0	0	0	0	0	0	0	0	0	252
																		(0)(1000)	
12.00-	0	0	0	0	0	0	0	0	0	0	0	0	0	0	0	0	0	0	252
																		(0)(1000)	
TOTAL	0	3	25	55	62	48	34	14	8	3	0	0	0	0	0	0	0	252	252
(0.1%)	(0)(	0)(	12)(	99)(	218)(	246)(	190)(	135)(	56)(	32)(	12)(	0)(	0)(	0)(	0)(	0)(	0)(	0)(1000)	(1000)
MICHO	0	0	3	28	83	145	193	227	241	249	252	252	252	252	252	252	252	252	252
(0.1%)	(0)(	0)(	12)(	111)(	329)(	575)(	766)(	901)(	956)(	988)(1000)	(1000)	(1000)	(1000)	(1000)	(1000)	(1000)	(1000)	(1000)	(1000)

付表－5.13 b　小名浜港　日平均有義波の波高・周期別度数分布表（春季）

ONAHAMA　　KI HYO　　80- 84　3- 5　　DOSUU BUNPU HYO　H3 T3

H \ T SEION	3- 4	4- 5	5- 6	6- 7	7- 8	8- 9	9-10	10-11	11-12	12-13	13-14	14-15	15-16	16-17	17-18	18-19	19-	TOTAL	MICHO
SEION	0	0	0	0	0	0	0	0	0	0	0	0	0	0	0	0	0	0	0
0.25- 0.50	0	0	0	2	3	0	0	0	0	0	0	0	0	0	0	0	0	0	0
																		(0)(	0)
0.50- 0.75	0	0	1	13	19	19	3	0	0	0	0	0	0	0	0	0	0	5	5
																		(12)(	12)
0.75- 1.00	0	0	1	9	34	32	18	2	1	1	0	0	0	0	0	0	0	55	60
																		(135)(	147)
1.00- 1.25	0	0	0	4	27	30	18	7	2	0	0	0	0	0	0	0	0	98	158
																		(240)(	387)
1:25- 1.50	0	0	0	0	16	21	17	3	2	1	0	0	0	0	0	0	0	88	246
																		(216)(	603)
1.50- 1.75	0	0	0	0	5	21	11	1	1	0	0	0	0	0	0	0	0	60	306
																		(147)(	750)
1.75- 2.00	0	0	0	0	2	6	6	3	0	0	1	0	0	0	0	0	0	39	345
																		(96)(	846)
2.00- 2.50	0	0	0	0	1	4	14	8	3	3	0	0	0	0	0	0	0	18	363
																		(44)(	890)
2.50- 3.00	0	0	0	0	0	0	4	3	2	0	0	0	0	0	0	0	0	33	396
																		(81)(	971)
3.00- 3.50	0	0	0	0	0	0	0	1	1	0	0	0	0	0	0	0	0	9	405
																		(22)(	993)
3.50- 4.00	0	0	0	0	0	0	0	1	0	0	0	0	0	0	0	0	0	2	407
																		(5)(	998)
4.00- 4.50	0	0	0	0	0	0	0	0	0	0	0	0	0	0	0	0	0	1	408
																		(2)(1000)	
4.50- 5.00	0	0	0	0	0	0	0	0	0	0	0	0	0	0	0	0	0	0	408
																		(0)(1000)	
5.00- 5.50	0	0	0	0	0	0	0	0	0	0	0	0	0	0	0	0	0	0	408
																		(0)(1000)	
5.50- 6.00	0	0	0	0	0	0	0	0	0	0	0	0	0	0	0	0	0	0	408
																		(0)(1000)	
6.00- 6.50	0	0	0	0	0	0	0	0	0	0	0	0	0	0	0	0	0	0	408
																		(0)(1000)	
6.50- 7.00	0	0	0	0	0	0	0	0	0	0	0	0	0	0	0	0	0	0	408
																		(0)(1000)	
7.00- 8.00	0	0	0	0	0	0	0	0	0	0	0	0	0	0	0	0	0	0	408
																		(0)(1000)	
8.00- 9.00	0	0	0	0	0	0	0	0	0	0	0	0	0	0	0	0	0	0	408
																		(0)(1000)	
9.00-10.00	0	0	0	0	0	0	0	0	0	0	0	0	0	0	0	0	0	0	408
																		(0)(1000)	
10.00-11.00	0	0	0	0	0	0	0	0	0	0	0	0	0	0	0	0	0	0	408
																		(0)(1000)	
11.00-12.00	0	0	0	0	0	0	0	0	0	0	0	0	0	0	0	0	0	0	408
																		(0)(1000)	
12.00-	0	0	0	0	0	0	0	0	0	0	0	0	0	0	0	0	0	0	408
																		(0)(1000)	
TOTAL	0	2	28	107	133	91	29	12	5	1	0	0	0	0	0	0	0	408	408
(0.1%)	(0)(	5)(	69)(	262)(	326)(	223)(	71)(	29)(	12)(	2)(	0)(	0)(	0)(	0)(	0)(	0)(	0)(1000)	(1000)	
MICHO	0	2	30	137	270	361	390	402	407	408	408	408	408	408	408	408	408	408	408
(0.1%)	(0)(	5)(	74)(	336)(	662)(	885)(	956)(	985)(	998)(1000)	(1000)	(1000)	(1000)	(1000)	(1000)	(1000)	(1000)	(1000)	(1000)	(1000)

付表－5.13 c　小名浜港　日平均有義波の波高・周期別度数分布表（夏季）

ONAHAMA　　KI　HYO　　80- 84　6- 8　　DOSUU BUNPU HYO

H \ T	SEION	3- 4	4- 5	5- 6	6- 7 (KISYU)	7- 8 (USW)	8- 9	9-10	10-11	11-12	12-13	13-14	14-15	15-16	16-17	17-18	18-19	19-	H3 T3 TOTAL	MICHO
SEION	0	0	0	0	0	0	0	0	0	0	0	0	0	0	0	0	0	0	0	0
																			(0)	(0)
0.25- 0.50	0	0	0	0	0	0	0	0	0	0	0	0	0	0	0	0	0	0	0	0
																			(0)	(0)
0.50- 0.75	0	0	2	5	26	22	3	0	0	0	0	0	0	0	0	0	0	0	58	58
																			(155)	(155)
0.75- 1.00	0	0	0	14	52	44	11	4	0	0	0	0	0	0	0	0	0	0	125	183
																			(333)	(488)
1.00- 1.25	0	0	0	6	24	34	22	5	1	0	0	0	0	0	0	0	0	0	92	275
																			(245)	(733)
1.25- 1.50	0	0	0	2	11	25	13	7	2	0	0	0	0	0	0	0	0	0	60	335
																			(160)	(893)
1.50- 1.75	0	0	0	0	1	5	10	4	2	0	0	0	0	0	0	0	0	0	22	357
																			(59)	(952)
1.75- 2.00	0	0	0	0	1	0	3	1	0	0	0	0	0	0	0	0	0	0	5	362
																			(13)	(965)
2.00- 2.50	0	0	0	0	0	2	0	0	3	3	0	0	0	0	0	0	0	0	8	370
																			(21)	(987)
2.50- 3.00	0	0	0	0	0	0	1	2	0	0	0	0	0	0	0	0	0	0	3	373
																			(8)	(995)
3.00- 3.50	0	0	0	0	0	0	0	1	0	0	0	0	0	0	0	0	0	0	1	374
																			(3)	(997)
3.50- 4.00	0	0	0	0	0	0	0	0	0	0	0	0	0	0	0	0	0	0	0	374
																			(0)	(997)
4.00- 4.50	0	0	0	0	0	0	0	0	1	0	0	0	0	0	0	0	0	0	1	375
																			(3)	(1000)
4.50- 5.00	0	0	0	0	0	0	0	0	0	0	0	0	0	0	0	0	0	0	0	375
																			(0)	(1000)
5.00- 5.50	0	0	0	0	0	0	0	0	0	0	0	0	0	0	0	0	0	0	0	375
																			(0)	(1000)
5.50- 6.00	0	0	0	0	0	0	0	0	0	0	0	0	0	0	0	0	0	0	0	375
																			(0)	(1000)
6.00- 6.50	0	0	0	0	0	0	0	0	0	0	0	0	0	0	0	0	0	0	0	375
																			(0)	(1000)
6.50- 7.00	0	0	0	0	0	0	0	0	0	0	0	0	0	0	0	0	0	0	0	375
																			(0)	(1000)
7.00- 8.00	0	0	0	0	0	0	0	0	0	0	0	0	0	0	0	0	0	0	0	375
																			(0)	(1000)
8.00- 9.00	0	0	0	0	0	0	0	0	0	0	0	0	0	0	0	0	0	0	0	375
																			(0)	(1000)
9.00-10.00	0	0	0	0	0	0	0	0	0	0	0	0	0	0	0	0	0	0	0	375
																			(0)	(1000)
10.00-11.00	0	0	0	0	0	0	0	0	0	0	0	0	0	0	0	0	0	0	0	375
																			(0)	(1000)
11.00-12.00	0	0	0	0	0	0	0	0	0	0	0	0	0	0	0	0	0	0	0	375
																			(0)	(1000)
12.00-	0	0	0	0	0	0	0	0	0	0	0	0	0	0	0	0	0	0	0	375
																			(0)	(1000)
TOTAL	0	0	2	27	115	132	63	24	9	3	0	0	0	0	0	0	0	0	375	375
(0.1%)	(0)	(0)	(5)	(72)	(307)	(352)	(168)	(64)	(24)	(8)	(0)	(0)	(0)	(0)	(0)	(0)	(0)	(0)	(1000)	(1000)
MICHO	0	0	2	29	144	276	339	363	372	375	375	375	375	375	375	375	375	375	375	375
(0.1%)	(0)	(0)	(5)	(77)	(384)	(736)	(904)	(968)	(992)	(1000)	(1000)	(1000)	(1000)	(1000)	(1000)	(1000)	(1000)	(1000)	(1000)	(1000)

付表－5.13 d　小名浜港　日平均有義波の波高・周期別度数分布表（秋季）

ONAHAMA　　KI　HYO　　80- 84　9- 11　　DOSUU BUNPU HYO

H \ T	SEION	3- 4	4- 5	5- 6	6- 7 (KISYU)	7- 8 (USW)	8- 9	9-10	10-11	11-12	12-13	13-14	14-15	15-16	16-17	17-18	18-19	19-	H3 T3 TOTAL	MICHO
SEION	0	0	0	0	0	0	0	0	0	0	0	0	0	0	0	0	0	0	0	0
																			(0)	(0)
0.25- 0.50	0	0	0	5	6	1	0	0	0	0	0	0	0	0	0	0	0	0	12	12
																			(44)	(44)
0.50- 0.75	0	0	0	9	22	9	3	1	1	0	0	0	0	0	0	0	0	0	45	57
																			(164)	(207)
0.75- 1.00	0	0	0	8	27	34	8	3	0	0	0	0	0	0	0	0	0	0	80	137
																			(291)	(498)
1.00- 1.25	0	0	0	1	16	25	11	8	0	0	0	0	0	0	0	0	0	0	61	198
																			(222)	(720)
1.25- 1.50	0	0	0	0	5	8	8	5	0	0	0	0	0	0	0	0	0	0	26	224
																			(95)	(815)
1.50- 1.75	0	0	0	0	5	8	1	4	2	0	0	0	0	0	0	0	0	0	20	244
																			(73)	(887)
1.75- 2.00	0	0	0	0	0	4	3	5	2	0	0	0	0	0	0	0	0	0	14	258
																			(51)	(938)
2.00- 2.50	0	0	0	0	1	4	3	3	1	0	0	0	0	0	0	0	0	0	12	270
																			(44)	(982)
2.50- 3.00	0	0	0	0	0	1	0	1	0	0	0	0	0	0	0	0	0	0	2	272
																			(7)	(989)
3.00- 3.50	0	0	0	0	0	0	0	1	0	1	0	0	0	0	0	0	0	0	2	274
																			(7)	(996)
3.50- 4.00	0	0	0	0	0	0	0	0	0	0	1	0	0	0	0	0	0	0	1	275
																			(4)	(1000)
4.00- 4.50	0	0	0	0	0	0	0	0	0	0	0	0	0	0	0	0	0	0	0	275
																			(0)	(1000)
4.50- 5.00	0	0	0	0	0	0	0	0	0	0	0	0	0	0	0	0	0	0	0	275
																			(0)	(1000)
5.00- 5.50	0	0	0	0	0	0	0	0	0	0	0	0	0	0	0	0	0	0	0	275
																			(0)	(1000)
5.50- 6.00	0	0	0	0	0	0	0	0	0	0	0	0	0	0	0	0	0	0	0	275
																			(0)	(1000)
6.00- 6.50	0	0	0	0	0	0	0	0	0	0	0	0	0	0	0	0	0	0	0	275
																			(0)	(1000)
6.50- 7.00	0	0	0	0	0	0	0	0	0	0	0	0	0	0	0	0	0	0	0	275
																			(0)	(1000)
7.00- 8.00	0	0	0	0	0	0	0	0	0	0	0	0	0	0	0	0	0	0	0	275
																			(0)	(1000)
8.00- 9.00	0	0	0	0	0	0	0	0	0	0	0	0	0	0	0	0	0	0	0	275
																			(0)	(1000)
9.00-10.00	0	0	0	0	0	0	0	0	0	0	0	0	0	0	0	0	0	0	0	275
																			(0)	(1000)
10.00-11.00	0	0	0	0	0	0	0	0	0	0	0	0	0	0	0	0	0	0	0	275
																			(0)	(1000)
11.00-12.00	0	0	0	0	0	0	0	0	0	0	0	0	0	0	0	0	0	0	0	275
																			(0)	(1000)
12.00-	0	0	0	0	0	0	0	0	0	0	0	0	0	0	0	0	0	0	0	275
																			(0)	(1000)
TOTAL	0	0	0	23	82	94	37	31	6	1	1	0	0	0	0	0	0	0	275	275
(0.1%)	(0)	(0)	(0)	(84)	(298)	(342)	(135)	(113)	(22)	(4)	(4)	(0)	(0)	(0)	(0)	(0)	(0)	(0)	(1000)	(1000)
MICHO	0	0	0	23	105	199	236	267	273	274	275	275	275	275	275	275	275	275	275	275
(0.1%)	(0)	(0)	(0)	(84)	(382)	(724)	(858)	(971)	(993)	(996)	(1000)	(1000)	(1000)	(1000)	(1000)	(1000)	(1000)	(1000)	(1000)	(1000)

付表－5.13 e　小名浜港　日平均有義波の波高・周期別度数分布表（通年）

ONAHAMA　　NEN HYO　　80- 1 - 84- 12　　SOSUU BUNPU HYO

H \ T	SEION	3- 4	4- 5	5- 6	KISYU 6- 7	7- 8	USV 8- 9	9-10	10-11	11-12	12-13	13-14	14-15	15-16	16-17	17-18	18-19	19-	H3 T3 TOTAL	MICHO
SEION	0	0	0	0	0	0	0	0	0	0	0	0	0	0	0	0	0	0	0	0
																			(0)(	0)
0.25- 0.50	0	0	1	13	22	3	1	1	0	0	0	0	0	0	0	0	0	0	41	41
																			(31)(	31)
0.50- 0.75	0	0	5	39	98	86	19	6	1	0	0	0	0	0	0	0	0	0	254	295
																			(189)(	220)
0.75- 1.00	0	0	1	36	123	130	51	16	2	1	0	0	0	0	0	0	0	0	360	655
																			(268)(	488)
1.00- 1.25	0	0	0	13	73	96	62	29	10	3	0	0	0	0	0	0	0	0	286	941
																			(213)(	702)
1.25- 1.50	0	0	0	3	35	61	45	22	9	1	0	0	0	0	0	0	0	0	176	1117
																			(131)(	833)
1.50- 1.75	0	0	0	0	11	35	27	11	5	2	2	0	0	0	0	0	0	0	93	1210
																			(69)(	902)
1.75- 2.00	0	0	0	0	3	10	15	11	2	2	1	0	0	0	0	0	0	0	44	1254
																			(33)(	935)
2.00- 2.50	0	0	0	0	3	10	18	15	8	7	0	0	0	0	0	0	0	0	61	1315
																			(45)(	981)
2.50- 3.00	0	0	0	0	0	1	6	6	2	0	1	0	0	0	0	0	0	0	16	1331
																			(12)(	993)
3.00- 3.50	0	0	0	0	0	0	0	3	1	1	0	0	0	0	0	0	0	0	5	1336
																			(4)(	996)
3.50- 4.00	0	0	0	0	0	0	0	2	0	0	1	0	0	0	0	0	0	0	3	1339
																			(2)(	999)
4.00- 4.50	0	0	0	0	0	0	0	0	1	1	0	0	0	0	0	0	0	0	2	1341
																			(1)(1000)	
4.50- 5.00	0	0	0	0	0	0	0	0	0	0	0	0	0	0	0	0	0	0	0	1341
																			(0)(1000)	
5.00- 5.50	0	0	0	0	0	0	0	0	0	0	0	0	0	0	0	0	0	0	0	1341
																			(0)(1000)	
5.50- 6.00	0	0	0	0	0	0	0	0	0	0	0	0	0	0	0	0	0	0	0	1341
																			(0)(1000)	
6.00- 6.50	0	0	0	0	0	0	0	0	0	0	0	0	0	0	0	0	0	0	0	1341
																			(0)(1000)	
6.50- 7.00	0	0	0	0	0	0	0	0	0	0	0	0	0	0	0	0	0	0	0	1341
																			(0)(1000)	
7.00- 8.00	0	0	0	0	0	0	0	0	0	0	0	0	0	0	0	0	0	0	0	1341
																			(0)(1000)	
8.00- 9.00	0	0	0	0	0	0	0	0	0	0	0	0	0	0	0	0	0	0	0	1341
																			(0)(1000)	
9.00-10.00	0	0	0	0	0	0	0	0	0	0	0	0	0	0	0	0	0	0	0	1341
																			(0)(1000)	
10.00-11.00	0	0	0	0	0	0	0	0	0	0	0	0	0	0	0	0	0	0	0	1341
																			(0)(1000)	
11.00-12.00	0	0	0	0	0	0	0	0	0	0	0	0	0	0	0	0	0	0	0	1341
																			(0)(1000)	
12.00-	0	0	0	0	0	0	0	0	0	0	0	0	0	0	0	0	0	0	0	1341
																			(0)(1000)	
TOTAL	0	0	7	104	368	432	244	122	41	18	5	0	0	0	0	0	0	0	1341	1341
	(0.1%) (0)(	0)(	5)(	78)(	274)(	322)(	182)(	91)(	31)(	13)(	4)(	0)(	0)(	0)(	0)(	0)(	0)(	0)(1000)	(1000)
MICHO	0	0	7	111	479	911	1155	1277	1318	1336	1341	1341	1341	1341	1341	1341	1341	1341	1341	1341
	(0.1%) (0)(	0)(	5)(	83)(	357)(	679)(	861)(	952)(	983)(	996)(1000)	(1000)	(1000)	(1000)	(1000)	(1000)	(1000)	(1000)	(1000)	(1000)	

付表－5.13 f　小名浜港　日平均有義波の波高・周期別出現率表（通年）

ONAHAMA　　NEN HYO　　80- 1 - 84- 12　　RITU BUNPU HYO

H \ T	SEION	3- 4	4- 5	5- 6	KISYU 6- 7	7- 8	USV 8- 9	9-10	10-11	11-12	12-13	13-14	14-15	15-16	16-17	17-18	18-19	19-	H3 T3 TOTAL	MICHO
SEION	0.	0.	0.	0.	0.	0.	0.	0.	0.	0.	0.	0.	0.	0.	0.	0.	0.	0.	0.	0.
																			(0)(	0)
0.25- 0.50	0.	0.	0.1	1.0	1.6	0.2	0.1	0.1	0.	0.	0.	0.	0.	0.	0.	0.	0.	0.	3.1	3.1
																			(41)(	41)
0.50- 0.75	0.	0.	0.4	2.9	7.3	6.4	1.4	0.4	0.1	0.	0.	0.	0.	0.	0.	0.	0.	0.	18.9	22.0
																			(254)(	295)
0.75- 1.00	0.	0.	0.1	2.7	9.2	9.7	3.8	1.2	0.1	0.1	0.	0.	0.	0.	0.	0.	0.	0.	26.8	48.8
																			(360)(	655)
1.00- 1.25	0.	0.	0.	1.0	5.4	7.2	4.6	2.2	0.7	0.2	0.	0.	0.	0.	0.	0.	0.	0.	21.3	70.2
																			(286)(	941)
1.25- 1.50	0.	0.	0.	0.2	2.6	4.5	3.4	1.6	0.7	0.1	0.	0.	0.	0.	0.	0.	0.	0.	13.1	83.3
																			(176)(	1117)
1.50- 1.75	0.	0.	0.	0.	0.8	2.6	2.0	0.8	0.4	0.1	0.1	0.	0.	0.	0.	0.	0.	0.	6.9	90.2
																			(93)(	1210)
1.75- 2.00	0.	0.	0.	0.	0.2	0.7	1.1	0.8	0.1	0.1	0.1	0.	0.	0.	0.	0.	0.	0.	3.3	93.5
																			(44)(	1254)
2.00- 2.50	0.	0.	0.	0.	0.	0.7	1.3	1.1	0.6	0.5	0.	0.	0.	0.	0.	0.	0.	0.	4.5	98.1
																			(61)(	1315)
2.50- 3.00	0.	0.	0.	0.	0.	0.1	0.4	0.4	0.1	0.	0.1	0.	0.	0.	0.	0.	0.	0.	1.2	99.3
																			(16)(	1331)
3.00- 3.50	0.	0.	0.	0.	0.	0.	0.	0.2	0.1	0.1	0.	0.	0.	0.	0.	0.	0.	0.	0.4	99.6
																			(5)(	1336)
3.50- 4.00	0.	0.	0.	0.	0.	0.	0.	0.1	0.	0.	0.1	0.	0.	0.	0.	0.	0.	0.	0.2	99.9
																			(3)(	1339)
4.00- 4.50	0.	0.	0.	0.	0.	0.	0.	0.	0.1	0.1	0.	0.	0.	0.	0.	0.	0.	0.	0.1	100.0
																			(2)(	1341)
4.50- 5.00	0.	0.	0.	0.	0.	0.	0.	0.	0.	0.	0.	0.	0.	0.	0.	0.	0.	0.	0.	100.0
																			(0)(	1341)
5.00- 5.50	0.	0.	0.	0.	0.	0.	0.	0.	0.	0.	0.	0.	0.	0.	0.	0.	0.	0.	0.	100.0
																			(0)(	1341)
5.50- 6.00	0.	0.	0.	0.	0.	0.	0.	0.	0.	0.	0.	0.	0.	0.	0.	0.	0.	0.	0.	100.0
																			(0)(	1341)
6.00- 6.50	0.	0.	0.	0.	0.	0.	0.	0.	0.	0.	0.	0.	0.	0.	0.	0.	0.	0.	0.	100.0
																			(0)(	1341)
6.50- 7.00	0.	0.	0.	0.	0.	0.	0.	0.	0.	0.	0.	0.	0.	0.	0.	0.	0.	0.	0.	100.0
																			(0)(	1341)
7.00- 8.00	0.	0.	0.	0.	0.	0.	0.	0.	0.	0.	0.	0.	0.	0.	0.	0.	0.	0.	0.	100.0
																			(0)(	1341)
8.00- 9.00	0.	0.	0.	0.	0.	0.	0.	0.	0.	0.	0.	0.	0.	0.	0.	0.	0.	0.	0.	100.0
																			(0)(	1341)
9.00-10.00	0.	0.	0.	0.	0.	0.	0.	0.	0.	0.	0.	0.	0.	0.	0.	0.	0.	0.	0.	100.0
																			(0)(	1341)
10.00-11.00	0.	0.	0.	0.	0.	0.	0.	0.	0.	0.	0.	0.	0.	0.	0.	0.	0.	0.	0.	100.0
																			(0)(	1341)
11.00-12.00	0.	0.	0.	0.	0.	0.	0.	0.	0.	0.	0.	0.	0.	0.	0.	0.	0.	0.	0.	100.0
																			(0)(	1341)
12.00-	0.	0.	0.	0.	0.	0.	0.	0.	0.	0.	0.	0.	0.	0.	0.	0.	0.	0.	0.	100.0
																			(0)(	1341)
TOTAL	0.	0.	0.5	7.8	27.4	32.2	18.2	9.1	3.1	1.3	0.4	0.	0.	0.	0.	0.	0.	0.	100.0	100.0
	0	0	7	104	368	432	244	122	41	18	5	0	0	0	0	0	0	0	1341	1341
MICHO	0.	0.	0.5	8.3	35.7	67.9	86.1	95.2	98.3	99.6	100.0	100.0	100.0	100.0	100.0	100.0	100.0	100.0	100.0	100.0
	0	0	7	111	479	911	1155	1277	1318	1336	1341	1341	1341	1341	1341	1341	1341	1341	1341	1341

付表－5.14 a　阿字ヶ浦　日平均有義波の波高・周期別度数分布表（冬季）

AJIGAURA　KISYU USW KI HYO　79- 84　12- 2　DOSUU BUNPU HYO　H3 T3

H \ T	SEION	3- 4	4- 5	5- 6	6- 7	7- 8	8- 9	9-10	10-11	11-12	12-13	13-14	14-15	15-16	16-17	17-18	18-19	19-	TOTAL	KICHO
SEION	0	0	0	0	0	0	0	0	0	0	0	0	0	0	0	0	0	0	0 (0)	0 (0)
0.25- 0.50	0	0	1	4	4	3	2	0	1	0	0	0	0	0	0	0	0	0	15 (35)	15 (35)
0.50- 0.75	0	0	3	18	35	18	7	6	0	0	0	0	0	0	0	0	0	0	87 (205)	102 (241)
0.75- 1.00	0	0	1	23	27	30	18	14	2	0	0	0	0	0	0	0	0	0	115 (271)	217 (512)
1.00- 1.25	0	0	0	7	11	13	20	8	9	2	0	0	0	0	0	0	0	0	70 (165)	287 (677)
1.25- 1.50	0	0	0	6	2	10	5	9	2	5	0	1	0	0	0	0	0	0	40 (94)	327 (771)
1.50- 1.75	0	0	0	2	5	6	10	7	7	4	0	0	0	0	0	0	0	0	41 (97)	368 (868)
1.75- 2.00	0	0	0	2	1	4	4	7	6	1	1	0	0	0	0	0	0	0	26 (61)	394 (929)
2.00- 2.50	0	0	0	0	0	5	3	3	4	4	2	0	0	0	0	0	0	0	21 (50)	415 (979)
2.50- 3.00	0	0	0	0	0	0	0	0	1	2	0	0	0	0	0	0	0	0	3 (7)	418 (986)
3.00- 3.50	0	0	0	0	0	2	0	1	0	0	0	0	0	0	0	0	0	0	3 (7)	421 (993)
3.50- 4.00	0	0	0	0	0	0	0	0	0	1	0	1	0	0	0	0	0	0	2 (5)	423 (998)
4.00- 4.50	0	0	0	0	0	0	0	0	0	0	0	0	0	0	0	0	0	0	0 (0)	423 (998)
4.50- 5.00	0	0	0	0	0	0	0	0	0	0	1	0	0	0	0	0	0	0	1 (2)	424 (1000)
5.00- 5.50	0	0	0	0	0	0	0	0	0	0	0	0	0	0	0	0	0	0	0 (0)	424 (1000)
5.50- 6.00	0	0	0	0	0	0	0	0	0	0	0	0	0	0	0	0	0	0	0 (0)	424 (1000)
6.00- 6.50	0	0	0	0	0	0	0	0	0	0	0	0	0	0	0	0	0	0	0 (0)	424 (1000)
6.50- 7.00	0	0	0	0	0	0	0	0	0	0	0	0	0	0	0	0	0	0	0 (0)	424 (1000)
7.00- 8.00	0	0	0	0	0	0	0	0	0	0	0	0	0	0	0	0	0	0	0 (0)	424 (1000)
8.00- 9.00	0	0	0	0	0	0	0	0	0	0	0	0	0	0	0	0	0	0	0 (0)	424 (1000)
9.00-10.00	0	0	0	0	0	0	0	0	0	0	0	0	0	0	0	0	0	0	0 (0)	424 (1000)
10.00-11.00	0	0	0	0	0	0	0	0	0	0	0	0	0	0	0	0	0	0	0 (0)	424 (1000)
11.00-12.00	0	0	0	0	0	0	0	0	0	0	0	0	0	0	0	0	0	0	0 (0)	424 (1000)
12.00-	0	0	0	0	0	0	0	0	0	0	0	0	0	0	0	0	0	0	0 (0)	424 (1000)
TOTAL	0	0	5	62	85	91	69	55	32	19	4	2	0	0	0	0	0	0	424	424
(0.1%)	(0)	(0)	(12)	(146)	(200)	(215)	(163)	(130)	(75)	(45)	(9)	(5)	(0)	(0)	(0)	(0)	(0)	(0)	(1000)	(1000)
KICHO	0	0	5	67	152	243	312	367	399	418	422	424	424	424	424	424	424	424	424	424
(0.1%)	(0)	(0)	(12)	(158)	(358)	(573)	(736)	(866)	(941)	(986)	(995)	(1000)	(1000)	(1000)	(1000)	(1000)	(1000)	(1000)	(1000)	(1000)

付表－5.14 b　阿字ヶ浦　日平均有義波の波高・周期別度数分布表（春季）

AJIGAURA　KISYU USW KI HYO　80- 84　3- 5　DOSUU BUNPU HYO　H3 T3

H \ T	SEION	3- 4	4- 5	5- 6	6- 7	7- 8	8- 9	9-10	10-11	11-12	12-13	13-14	14-15	15-16	16-17	17-18	18-19	19-	TOTAL	KICHO
SEION	0	0	0	0	0	0	0	0	0	0	0	0	0	0	0	0	0	0	0 (0)	0 (0)
0.25- 0.50	0	0	0	0	3	3	0	0	0	0	0	0	0	0	0	0	0	0	6 (14)	6 (14)
0.50- 0.75	0	0	1	5	24	24	3	1	0	0	0	0	0	0	0	0	0	0	58 (134)	64 (148)
0.75- 1.00	0	0	2	10	32	30	14	2	2	0	0	0	0	0	0	0	0	0	92 (212)	156 (360)
1.00- 1.25	0	0	1	5	17	18	23	12	3	1	0	0	0	0	0	0	0	0	80 (185)	236 (545)
1.25- 1.50	0	0	1	7	19	19	21	12	2	0	0	0	0	0	0	0	0	0	81 (187)	317 (732)
1.50- 1.75	0	0	0	2	11	10	15	3	1	1	0	0	0	0	0	0	0	0	43 (99)	360 (831)
1.75- 2.00	0	0	0	0	6	8	5	6	2	1	0	0	0	0	0	0	0	0	28 (65)	388 (896)
2.00- 2.50	0	0	0	1	2	4	7	11	1	3	0	0	0	0	0	0	0	0	29 (67)	417 (963)
2.50- 3.00	0	0	0	0	1	1	3	7	2	0	1	1	0	0	0	0	0	0	16 (37)	433 (1000)
3.00- 3.50	0	0	0	0	0	0	0	0	0	0	0	0	0	0	0	0	0	0	0 (0)	433 (1000)
3.50- 4.00	0	0	0	0	0	0	0	0	0	0	0	0	0	0	0	0	0	0	0 (0)	433 (1000)
4.00- 4.50	0	0	0	0	0	0	0	0	0	0	0	0	0	0	0	0	0	0	0 (0)	433 (1000)
4.50- 5.00	0	0	0	0	0	0	0	0	0	0	0	0	0	0	0	0	0	0	0 (0)	433 (1000)
5.00- 5.50	0	0	0	0	0	0	0	0	0	0	0	0	0	0	0	0	0	0	0 (0)	433 (1000)
5.50- 6.00	0	0	0	0	0	0	0	0	0	0	0	0	0	0	0	0	0	0	0 (0)	433 (1000)
6.00- 6.50	0	0	0	0	0	0	0	0	0	0	0	0	0	0	0	0	0	0	0 (0)	433 (1000)
6.50- 7.00	0	0	0	0	0	0	0	0	0	0	0	0	0	0	0	0	0	0	0 (0)	433 (1000)
7.00- 8.00	0	0	0	0	0	0	0	0	0	0	0	0	0	0	0	0	0	0	0 (0)	433 (1000)
8.00- 9.00	0	0	0	0	0	0	0	0	0	0	0	0	0	0	0	0	0	0	0 (0)	433 (1000)
9.00-10.00	0	0	0	0	0	0	0	0	0	0	0	0	0	0	0	0	0	0	0 (0)	433 (1000)
10.00-11.00	0	0	0	0	0	0	0	0	0	0	0	0	0	0	0	0	0	0	0 (0)	433 (1000)
11.00-12.00	0	0	0	0	0	0	0	0	0	0	0	0	0	0	0	0	0	0	0 (0)	433 (1000)
12.00-	0	0	0	0	0	0	0	0	0	0	0	0	0	0	0	0	0	0	0 (0)	433 (1000)
TOTAL	0	0	5	30	115	117	91	54	13	6	1	1	0	0	0	0	0	0	433	433
(0.1%)	(0)	(0)	(12)	(69)	(266)	(270)	(210)	(125)	(30)	(14)	(2)	(2)	(0)	(0)	(0)	(0)	(0)	(0)	(1000)	(1000)
KICHO	0	0	5	35	150	267	358	412	425	431	432	433	433	433	433	433	433	433	433	433
(0.1%)	(0)	(0)	(12)	(81)	(346)	(617)	(827)	(952)	(982)	(995)	(998)	(1000)	(1000)	(1000)	(1000)	(1000)	(1000)	(1000)	(1000)	(1000)

付表－5.14 c　阿字ヶ浦　日平均有義波の波高・周期別度数分布表（夏季）

AJIGAURA　KISYU USW　KI HYO　80- 84　6- 8　DOSUU BUNPU HYO

H \ T	SEION	3- 4	4- 5	5- 6	6- 7	7- 8	8- 9	9-10	10-11	11-12	12-13	13-14	14-15	15-16	16-17	17-18	18-19	19-	H3 TOTAL	T3 MICHO
SEION	0	0	0	0	0	0	0	0	0	0	0	0	0	0	0	0	0	0	0 (0)	0 (0)
0.25- 0.50	0	0	0	0	4	2	2	0	0	0	0	0	0	0	0	0	0	0	8 (18)	8 (18)
0.50- 0.75	0	0	1	9	30	41	17	0	0	0	0	0	0	0	0	0	0	0	98 (218)	106 (236)
0.75- 1.00	0	0	1	18	42	42	20	3	0	0	0	0	0	0	0	0	0	0	126 (280)	232 (516)
1.00- 1.25	0	0	4	11	20	25	23	8	0	0	0	0	0	0	0	0	0	0	91 (202)	323 (718)
1.25- 1.50	0	0	0	3	11	22	19	7	0	0	0	0	0	0	0	0	0	0	62 (138)	385 (856)
1.50- 1.75	0	0	0	1	3	12	7	7	4	0	0	0	0	0	0	0	0	0	34 (76)	419 (931)
1.75- 2.00	0	0	0	1	4	3	5	4	0	0	0	0	0	0	0	0	0	0	17 (38)	436 (969)
2.00- 2.50	0	0	0	0	0	7	1	1	2	0	0	0	0	0	0	0	0	0	11 (24)	447 (993)
2.50- 3.00	0	0	0	0	0	0	1	0	0	0	0	0	0	0	0	0	0	0	1 (2)	448 (996)
3.00- 3.50	0	0	0	0	0	0	0	1	1	0	0	0	0	0	0	0	0	0	2 (4)	450 (1000)
3.50- 4.00	0	0	0	0	0	0	0	0	0	0	0	0	0	0	0	0	0	0	0 (0)	450 (1000)
4.00- 4.50	0	0	0	0	0	0	0	0	0	0	0	0	0	0	0	0	0	0	0 (0)	450 (1000)
4.50- 5.00	0	0	0	0	0	0	0	0	0	0	0	0	0	0	0	0	0	0	0 (0)	450 (1000)
5.00- 5.50	0	0	0	0	0	0	0	0	0	0	0	0	0	0	0	0	0	0	0 (0)	450 (1000)
5.50- 6.00	0	0	0	0	0	0	0	0	0	0	0	0	0	0	0	0	0	0	0 (0)	450 (1000)
6.00- 6.50	0	0	0	0	0	0	0	0	0	0	0	0	0	0	0	0	0	0	0 (0)	450 (1000)
6.50- 7.00	0	0	0	0	0	0	0	0	0	0	0	0	0	0	0	0	0	0	0 (0)	450 (1000)
7.00- 8.00	0	0	0	0	0	0	0	0	0	0	0	0	0	0	0	0	0	0	0 (0)	450 (1000)
8.00- 9.00	0	0	0	0	0	0	0	0	0	0	0	0	0	0	0	0	0	0	0 (0)	450 (1000)
9.00-10.00	0	0	0	0	0	0	0	0	0	0	0	0	0	0	0	0	0	0	0 (0)	450 (1000)
10.00-11.00	0	0	0	0	0	0	0	0	0	0	0	0	0	0	0	0	0	0	0 (0)	450 (1000)
11.00-12.00	0	0	0	0	0	0	0	0	0	0	0	0	0	0	0	0	0	0	0 (0)	450 (1000)
12.00-	0	0	0	0	0	0	0	0	0	0	0	0	0	0	0	0	0	0	0 (0)	450 (1000)
TOTAL (0.1%)	0 (0)	0 (0)	6 (13)	43 (96)	114 (253)	154 (342)	95 (211)	31 (69)	7 (16)	0 (0)	0 (0)	0 (0)	0 (0)	0 (0)	0 (0)	0 (0)	0 (0)	0 (0)	450 (1000)	450 (1000)
MICHO (0.1%)	0 (0)	0 (0)	6 (13)	49 (109)	163 (362)	317 (704)	412 (916)	443 (984)	450 (1000)	450 (1000)	450 (1000)	450 (1000)	450 (1000)	450 (1000)	450 (1000)	450 (1000)	450 (1000)	450 (1000)	450 (1000)	450 (1000)

付表－5.14 d　阿字ヶ浦　日平均有義波の波高・周期別度数分布表（秋季）

AJIGAURA　KISYU USW　KI HYO　80- 84　9- 11　DOSUU BUNPU HYO

H \ T	SEION	3- 4	4- 5	5- 6	6- 7	7- 8	8- 9	9-10	10-11	11-12	12-13	13-14	14-15	15-16	16-17	17-18	18-19	19-	H3 TOTAL	T3 MICHO
SEION	0	0	0	0	0	0	0	0	0	0	0	0	0	0	0	0	0	0	0 (-0)	0 (0)
0.25- 0.50	0	0	2	3	3	2	0	0	0	0	0	0	0	0	0	0	0	0	10 (23)	10 (23)
0.50- 0.75	0	0	3	19	27	20	5	0	0	0	0	0	0	0	0	0	0	0	74 (174)	84 (197)
0.75- 1.00	0	0	2	17	28	33	18	1	4	0	0	0	0	0	0	0	0	0	103 (242)	187 (439)
1.00- 1.25	0	0	0	16	19	22	11	8	1	1	0	0	0	0	0	0	0	0	78 (183)	265 (622)
1.25- 1.50	0	0	0	3	20	14	11	9	3	0	0	0	0	0	0	0	0	0	60 (141)	325 (763)
1.50- 1.75	0	0	0	4	6	9	7	4	0	1	0	0	0	0	0	0	0	0	31 (73)	356 (836)
1.75- 2.00	0	0	0	0	4	3	6	5	3	0	0	0	0	0	0	0	0	0	21 (49)	377 (885)
2.00- 2.50	0	0	0	0	2	5	10	4	2	1	0	0	0	0	0	0	0	0	24 (56)	401 (941)
2.50- 3.00	0	0	0	0	1	3	0	4	4	0	0	0	0	0	0	0	0	0	12 (28)	413 (969)
3.00- 3.50	0	0	0	0	0	1	1	2	2	0	2	0	0	0	0	0	0	0	8 (19)	421 (988)
3.50- 4.00	0	0	0	0	0	0	0	2	1	0	0	0	0	0	0	0	0	0	3 (7)	424 (995)
4.00- 4.50	0	0	0	0	0	0	0	0	0	1	0	0	0	0	0	0	0	0	1 (2)	425 (998)
4.50- 5.00	0	0	0	0	0	0	0	1	0	0	0	0	0	0	0	0	0	0	1 (2)	426 (1000)
5.00- 5.50	0	0	0	0	0	0	0	0	0	0	0	0	0	0	0	0	0	0	0 (0)	426 (1000)
5.50- 6.00	0	0	0	0	0	0	0	0	0	0	0	0	0	0	0	0	0	0	0 (0)	426 (1000)
6.00- 6.50	0	0	0	0	0	0	0	0	0	0	0	0	0	0	0	0	0	0	0 (0)	426 (1000)
6.50- 7.00	0	0	0	0	0	0	0	0	0	0	0	0	0	0	0	0	0	0	0 (0)	426 (1000)
7.00- 8.00	0	0	0	0	0	0	0	0	0	0	0	0	0	0	0	0	0	0	0 (0)	426 (1000)
8.00- 9.00	0	0	0	0	0	0	0	0	0	0	0	0	0	0	0	0	0	0	0 (0)	426 (1000)
9.00-10.00	0	0	0	0	0	0	0	0	0	0	0	0	0	0	0	0	0	0	0 (0)	426 (1000)
10.00-11.00	0	0	0	0	0	0	0	0	0	0	0	0	0	0	0	0	0	0	0 (0)	426 (1000)
11.00-12.00	0	0	0	0	0	0	0	0	0	0	0	0	0	0	0	0	0	0	0 (0)	426 (1000)
12.00-	0	0	0	0	0	0	0	0	0	0	0	0	0	0	0	0	0	0	0 (0)	426 (1000)
TOTAL (0.1%)	0 (0)	0 (0)	7 (16)	62 (146)	110 (258)	112 (263)	69 (162)	40 (94)	20 (47)	4 (9)	2 (5)	0 (0)	0 (0)	0 (0)	0 (0)	0 (0)	0 (0)	0 (0)	426 (1000)	426 (1000)
MICHO (0.1%)	0 (0)	0 (0)	7 (16)	69 (162)	179 (420)	291 (683)	360 (845)	400 (939)	420 (986)	424 (995)	426 (1000)	426 (1000)	426 (1000)	426 (1000)	426 (1000)	426 (1000)	426 (1000)	426 (1000)	426 (1000)	426 (1000)

付表－5.14 e　阿字ヶ浦　日平均有義波の波高・周期別度数分布表（通年）

AJIGAURA　　NEN　HYO　　79- 12 - 84- 12　　GOSUU BUNPU HYO

H \ T	SEION	3- 4	4- 5	5- 6	6- 7	KISYU 7- 8	USW 8- 9	9-10	10-11	11-12	12-13	13-14	14-15	15-16	16-17	17-18	18-19	19-	H3 T3 TOTAL	NICHO
SEION	0	0	0	0	0	0	0	0	0	0	0	0	0	0	0	0	0	0	0	0
																			(0)	(0)
0.25- 0.50	0	0	3	8	15	10	4	0	1	0	0	0	0	0	0	0	0	0	41	41
																			(23)	(23)
0.50- 0.75	0	0	8	54	117	105	32	7	0	0	0	0	0	0	0	0	0	0	323	364
																			(183)	(206)
0.75- 1.00	0	0	6	69	129	138	71	20	8	0	0	0	0	0	0	0	0	0	441	805
																			(250)	(456)
1.00- 1.25	0	0	5	39	68	80	78	36	14	4	0	0	0	0	0	0	0	0	324	1129
																			(184)	(640)
1.25- 1.50	0	0	1	19	53	66	60	37	7	5	0	1	0	0	0	0	0	0	249	1378
																			(141)	(781)
1.50- 1.75	0	0	0	9	25	37	40	23	12	8	0	0	0	0	0	0	0	0	154	1532
																			(87)	(868)
1.75- 2.00	0	0	0	3	15	18	20	22	11	2	1	0	0	0	0	0	0	0	92	1624
																			(52)	(921)
2.00- 2.50	0	0	0	1	4	21	22	19	9	8	2	0	0	0	0	0	0	0	86	1710
																			(49)	(969)
2.50- 3.00	0	0	0	0	2	5	4	11	7	2	1	1	0	0	0	0	0	0	33	1743
																			(19)	(988)
3.00- 3.50	0	0	0	0	0	3	1	4	3	0	2	0	0	0	0	0	0	0	13	1756
																			(7)	(995)
3.50- 4.00	0	0	0	0	0	0	0	2	1	1	0	1	0	0	0	0	0	0	5	1761
																			(3)	(998)
4.00- 4.50	0	0	0	0	0	0	0	0	0	1	0	0	0	0	0	0	0	0	1	1762
																			(1)	(999)
4.50- 5.00	0	0	0	0	0	0	0	1	0	0	1	0	0	0	0	0	0	0	2	1764
																			(1)	(1000)
5.00- 5.50	0	0	0	0	0	0	0	0	0	0	0	0	0	0	0	0	0	0	0	1764
																			(0)	(1000)
5.50- 6.00	0	0	0	0	0	0	0	0	0	0	0	0	0	0	0	0	0	0	0	1764
																			(0)	(1000)
6.00- 6.50	0	0	0	0	0	0	0	0	0	0	0	0	0	0	0	0	0	0	0	1764
																			(0)	(1000)
6.50- 7.00	0	0	0	0	0	0	0	0	0	0	0	0	0	0	0	0	0	0	0	1764
																			(0)	(1000)
7.00- 8.00	0	0	0	0	0	0	0	0	0	0	0	0	0	0	0	0	0	0	0	1764
																			(0)	(1000)
8.00- 9.00	0	0	0	0	0	0	0	0	0	0	0	0	0	0	0	0	0	0	0	1764
																			(0)	(1000)
9.00-10.00	0	0	0	0	0	0	0	0	0	0	0	0	0	0	0	0	0	0	0	1764
																			(0)	(1000)
10.00-11.00	0	0	0	0	0	0	0	0	0	0	0	0	0	0	0	0	0	0	0	1764
																			(0)	(1000)
11.00-12.00	0	0	0	0	0	0	0	0	0	0	0	0	0	0	0	0	0	0	0	1764
																			(0)	(1000)
12.00-	0	0	0	0	0	0	0	0	0	0	0	0	0	0	0	0	0	0	0	1764
																			(0)	(1000)
TOTAL	0	0	23	202	428	483	332	182	73	31	7	3	0	0	0	0	0	0	1764	1764
(0.1%)	(0)	(0)	(13)	(115)	(243)	(274)	(188)	(103)	(41)	(18)	(4)	(2)	(0)	(0)	(0)	(0)	(0)	(0)	(1000)	(1000)
NICHO	0	0	23	225	653	1136	1468	1650	1723	1754	1761	1764	1764	1764	1764	1764	1764	1764	1764	1764
(0.1%)	(0)	(0)	(13)	(128)	(370)	(644)	(832)	(935)	(977)	(994)	(998)	(1000)	(1000)	(1000)	(1000)	(1000)	(1000)	(1000)	(1000)	(1000)

付表－5.14 f　阿字ヶ浦　日平均有義波の波高・周期別出現率表（通年）

AJIGAURA　　NEN　HYO　　79- 12 - 84- 12　　RITU BUNPU HYO

H \ T	SEION	3- 4	4- 5	5- 6	6- 7	KISYU 7- 8	USW 8- 9	9-10	10-11	11-12	12-13	13-14	14-15	15-16	16-17	17-18	18-19	19-	H3 T3 TOTAL	NICHO
SEION	0.	0.	0.	0.	0.	0.	0.	0.	0.	0.	0.	0.	0.	0.	0.	0.	0.	0.	0.	0.
																			(0)	(0)
0.25- 0.50	0.	0.	0.2	0.5	0.9	0.6	0.2	0.	0.1	0.	0.	0.	0.	0.	0.	0.	0.	0.	2.3	2.3
																			(41)	(41)
0.50- 0.75	0.	0.	0.5	3.1	6.6	6.0	1.8	0.4	0.	0.	0.	0.	0.	0.	0.	0.	0.	0.	18.3	20.6
																			(323)	(364)
0.75- 1.00	0.	0.	0.3	3.9	7.3	7.8	4.0	1.1	0.5	0.	0.	0.	0.	0.	0.	0.	0.	0.	25.0	45.6
																			(441)	(805)
1.00- 1.25	0.	0.	0.3	2.2	3.9	4.5	4.4	2.0	0.8	0.2	0.	0.	0.	0.	0.	0.	0.	0.	18.4	64.0
																			(324)	(1129)
1.25- 1.50	0.	0.	0.1	1.1	3.0	3.7	3.4	2.1	0.4	0.3	0.	0.1	0.	0.	0.	0.	0.	0.	14.1	78.1
																			(249)	(1378)
1.50- 1.75	0.	0.	0.	0.5	1.4	2.1	2.3	1.3	0.7	0.5	0.	0.	0.	0.	0.	0.	0.	0.	8.7	86.8
																			(154)	(1532)
1.75- 2.00	0.	0.	0.	0.2	0.9	1.0	1.1	1.2	0.6	0.1	0.1	0.	0.	0.	0.	0.	0.	0.	5.2	92.1
																			(92)	(1624)
2.00- 2.50	0.	0.	0.	0.1	0.2	1.2	1.2	1.1	0.5	0.5	0.1	0.	0.	0.	0.	0.	0.	0.	4.9	96.9
																			(86)	(1710)
2.50- 3.00	0.	0.	0.	0.	0.1	0.3	0.2	0.6	0.4	0.1	0.1	0.1	0.	0.	0.	0.	0.	0.	1.9	98.8
																			(33)	(1743)
3.00- 3.50	0.	0.	0.	0.	0.	0.2	0.1	0.2	0.2	0.	0.1	0.	0.	0.	0.	0.	0.	0.	0.7	99.5
																			(13)	(1756)
3.50- 4.00	0.	0.	0.	0.	0.	0.	0.	0.1	0.1	0.1	0.	0.1	0.	0.	0.	0.	0.	0.	0.3	99.8
																			(5)	(1761)
4.00- 4.50	0.	0.	0.	0.	0.	0.	0.	0.	0.	0.1	0.	0.	0.	0.	0.	0.	0.	0.	0.1	99.9
																			(1)	(1762)
4.50- 5.00	0.	0.	0.	0.	0.	0.	0.	0.1	0.	0.	0.1	0.	0.	0.	0.	0.	0.	0.	0.1	100.0
																			(2)	(1764)
5.00- 5.50	0.	0.	0.	0.	0.	0.	0.	0.	0.	0.	0.	0.	0.	0.	0.	0.	0.	0.	0.	100.0
																			(0)	(1764)
5.50- 6.00	0.	0.	0.	0.	0.	0.	0.	0.	0.	0.	0.	0.	0.	0.	0.	0.	0.	0.	0.	100.0
																			(0)	(1764)
6.00- 6.50	0.	0.	0.	0.	0.	0.	0.	0.	0.	0.	0.	0.	0.	0.	0.	0.	0.	0.	0.	100.0
																			(0)	(1764)
6.50- 7.00	0.	0.	0.	0.	0.	0.	0.	0.	0.	0.	0.	0.	0.	0.	0.	0.	0.	0.	0.	100.0
																			(0)	(1764)
7.00- 8.00	0.	0.	0.	0.	0.	0.	0.	0.	0.	0.	0.	0.	0.	0.	0.	0.	0.	0.	0.	100.0
																			(0)	(1764)
8.00- 9.00	0.	0.	0.	0.	0.	0.	0.	0.	0.	0.	0.	0.	0.	0.	0.	0.	0.	0.	0.	100.0
																			(0)	(1764)
9.00-10.00	0.	0.	0.	0.	0.	0.	0.	0.	0.	0.	0.	0.	0.	0.	0.	0.	0.	0.	0.	100.0
																			(0)	(1764)
10.00-11.00	0.	0.	0.	0.	0.	0.	0.	0.	0.	0.	0.	0.	0.	0.	0.	0.	0.	0.	0.	100.0
																			(0)	(1764)
11.00-12.00	0.	0.	0.	0.	0.	0.	0.	0.	0.	0.	0.	0.	0.	0.	0.	0.	0.	0.	0.	100.0
																			(0)	(1764)
12.00-	0.	0.	0.	0.	0.	0.	0.	0.	0.	0.	0.	0.	0.	0.	0.	0.	0.	0.	0.	100.0
																			(0)	(1764)
TOTAL	0.	0.	1.3	11.5	24.3	27.4	18.8	10.3	4.1	1.8	0.4	0.2	0.	0.	0.	0.	0.	0.	100.0	100.0
	0	0	23	202	428	483	332	182	73	31	7	3	0	0	0	0	0	0	1764	1764
NICHO	0.	0.	1.3	12.8	37.0	64.4	83.2	93.5	97.7	99.4	99.8	100.0	100.0	100.0	100.0	100.0	100.0	100.0	100.0	100.0
	0	0	23	225	653	1136	1468	1650	1723	1754	1761	1764	1764	1764	1764	1764	1764	1764	1764	1764

付表－5.15 a　鹿島港　日平均有義波の波高・周期別度数分布表（冬季）

KASHIMA　　KISYU USW　　KI HYO　　72- 84　12- 2　　DOSUU BUNPU HYO　H3 T3

H \ T	SEION	3- 4	4- 5	5- 6	6- 7	7- 8	8- 9	9-10	10-11	11-12	12-13	13-14	14-15	15-16	16-17	17-18	18-19	19-	TOTAL	(0.1%)	HICHO	(0.1%)
SEION	0	0	0	0	0	0	0	0	0	0	0	0	0	0	0	0	0	0	0	(0)	0	(0)
0.25- 0.50	0	0	0	1	2	2	0	0	0	0	0	0	0	0	0	0	0	0	5	(7)	5	(7)
0.50- 0.75	0	0	1	2	25	20	11	6	3	1	0	0	0	0	0	0	0	0	69	(92)	74	(99)
0.75- 1.00	0	0	1	9	31	38	28	4	9	3	1	1	0	0	0	0	0	0	125	(167)	199	(266)
1.00- 1.25	0	0	1	13	48	24	26	11	13	2	3	0	0	0	0	0	0	0	141	(189)	340	(455)
1.25- 1.50	0	0	0	4	30	22	30	22	11	4	2	1	0	0	0	0	0	0	126	(169)	466	(624)
1.50- 1.75	0	0	0	4	14	23	9	14	10	6	2	0	0	0	0	0	0	0	82	(110)	548	(734)
1.75- 2.00	0	0	0	2	8	10	7	14	16	7	3	0	1	0	0	0	0	0	68	(91)	616	(825)
2.00- 2.50	0	0	0	0	8	11	16	15	20	13	4	0	0	0	0	0	0	0	87	(116)	703	(941)
2.50- 3.00	0	0	0	0	3	2	4	4	2	3	4	2	0	0	0	0	0	0	24	(32)	727	(973)
3.00- 3.50	0	0	0	0	0	1	2	4	0	5	0	0	0	0	0	0	0	0	12	(16)	739	(989)
3.50- 4.00	0	0	0	0	0	0	1	1	1	1	0	0	0	0	0	0	0	0	4	(5)	743	(995)
4.00- 4.50	0	0	0	0	0	0	0	0	0	0	0	0	0	0	0	0	0	0	0	(0)	743	(995)
4.50- 5.00	0	0	0	0	0	0	0	0	1	1	0	0	0	0	0	0	0	0	2	(3)	745	(997)
5.00- 5.50	0	0	0	0	0	0	0	0	0	0	0	0	0	0	0	0	0	0	0	(0)	745	(997)
5.50- 6.00	0	0	0	0	0	0	0	0	0	0	2	0	0	0	0	0	0	0	2	(3)	747	(1000)
6.00- 6.50	0	0	0	0	0	0	0	0	0	0	0	0	0	0	0	0	0	0	0	(0)	747	(1000)
6.50- 7.00	0	0	0	0	0	0	0	0	0	0	0	0	0	0	0	0	0	0	0	(0)	747	(1000)
7.00- 8.00	0	0	0	0	0	0	0	0	0	0	0	0	0	0	0	0	0	0	0	(0)	747	(1000)
8.00- 9.00	0	0	0	0	0	0	0	0	0	0	0	0	0	0	0	0	0	0	0	(0)	747	(1000)
9.00-10.00	0	0	0	0	0	0	0	0	0	0	0	0	0	0	0	0	0	0	0	(0)	747	(1000)
10.00-11.00	0	0	0	0	0	0	0	0	0	0	0	0	0	0	0	0	0	0	0	(0)	747	(1000)
11.00-12.00	0	0	0	0	0	0	0	0	0	0	0	0	0	0	0	0	0	0	0	(0)	747	(1000)
12.00-	0	0	0	0	0	0	0	0	0	0	0	0	0	0	0	0	0	0	0	(0)	747	(1000)
TOTAL	0	0	3	35	169	153	134	95	86	46	21	4	1	0	0	0	0	0	747		747	
(0.1%)	(0)	(0)	(4)	(47)	(226)	(205)	(179)	(127)	(115)	(62)	(28)	(5)	(1)	(0)	(0)	(0)	(0)	(0)	(1000)		(1000)	
HICHO	0	0	3	38	207	360	494	589	675	721	742	746	747	747	747	747	747	747	747		747	
(0.1%)	(0)	(0)	(4)	(51)	(277)	(482)	(661)	(788)	(904)	(965)	(993)	(999)	(1000)	(1000)	(1000)	(1000)	(1000)	(1000)	(1000)		(1000)	

付表－5.15 b　鹿島港　日平均有義波の波高・周期別度数分布表（春季）

KASHIMA　　KISYU USW　　KI HYO　　72- 84　3- 5　　DOSUU BUNPU HYO　H3 T3

H \ T	SEION	3- 4	4- 5	5- 6	6- 7	7- 8	8- 9	9-10	10-11	11-12	12-13	13-14	14-15	15-16	16-17	17-18	18-19	19-	TOTAL	(0.1%)	HICHO	(0.1%)
SEION	0	0	0	0	0	0	0	0	0	0	0	0	0	0	0	0	0	0	0	(0)	0	(0)
0.25- 0.50	0	0	0	1	2	0	2	0	0	0	0	0	0	0	0	0	0	0	5	(6)	5	(6)
0.50- 0.75	0	0	0	3	16	31	8	7	1	0	0	0	0	0	0	0	0	0	66	(74)	71	(79)
0.75- 1.00	0	0	1	14	39	55	31	10	1	0	0	0	0	0	0	0	0	0	151	(169)	222	(248)
1.00- 1.25	0	0	0	12	36	44	39	17	6	1	0	0	0	0	0	0	0	0	175	(196)	397	(444)
1.25- 1.50	0	0	0	12	35	57	36	22	5	2	0	0	0	0	0	0	0	0	169	(189)	566	(632)
1.50- 1.75	0	0	0	2	14	38	25	12	5	1	0	0	0	0	0	0	0	0	97	(108)	663	(741)
1.75- 2.00	0	0	0	2	13	23	24	6	6	0	0	0	0	0	0	0	0	0	74	(83)	737	(823)
2.00- 2.50	0	0	0	3	13	19	14	31	6	5	1	0	0	0	0	0	0	0	92	(103)	829	(926)
2.50- 3.00	0	0	0	0	3	10	11	5	4	5	0	0	0	0	0	0	0	0	38	(42)	867	(969)
3.00- 3.50	0	0	0	0	0	3	6	4	2	2	1	1	0	0	0	0	0	0	19	(21)	886	(990)
3.50- 4.00	0	0	0	0	0	0	1	0	4	0	0	0	0	0	0	0	0	0	5	(6)	891	(996)
4.00- 4.50	0	0	0	0	0	0	1	1	1	0	0	0	0	0	0	0	0	0	3	(3)	894	(999)
4.50- 5.00	0	0	0	0	0	0	0	1	0	0	0	0	0	0	0	0	0	0	1	(1)	895	(1000)
5.00- 5.50	0	0	0	0	0	0	0	0	0	0	0	0	0	0	0	0	0	0	0	(0)	895	(1000)
5.50- 6.00	0	0	0	0	0	0	0	0	0	0	0	0	0	0	0	0	0	0	0	(0)	895	(1000)
6.00- 6.50	0	0	0	0	0	0	0	0	0	0	0	0	0	0	0	0	0	0	0	(0)	895	(1000)
6.50- 7.00	0	0	0	0	0	0	0	0	0	0	0	0	0	0	0	0	0	0	0	(0)	895	(1000)
7.00- 8.00	0	0	0	0	0	0	0	0	0	0	0	0	0	0	0	0	0	0	0	(0)	895	(1000)
8.00- 9.00	0	0	0	0	0	0	0	0	0	0	0	0	0	0	0	0	0	0	0	(0)	895	(1000)
9.00-10.00	0	0	0	0	0	0	0	0	0	0	0	0	0	0	0	0	0	0	0	(0)	895	(1000)
10.00-11.00	0	0	0	0	0	0	0	0	0	0	0	0	0	0	0	0	0	0	0	(0)	895	(1000)
11.00-12.00	0	0	0	0	0	0	0	0	0	0	0	0	0	0	0	0	0	0	0	(0)	895	(1000)
12.00-	0	0	0	0	0	0	0	0	0	0	0	0	0	0	0	0	0	0	0	(0)	895	(1000)
TOTAL	0	0	1	49	171	300	198	116	41	16	2	1	0	0	0	0	0	0	895		895	
(0.1%)	(0)	(0)	(1)	(55)	(191)	(335)	(221)	(130)	(46)	(18)	(2)	(1)	(0)	(0)	(0)	(0)	(0)	(0)	(1000)		(1000)	
HICHO	0	0	1	50	221	521	719	835	876	892	894	895	895	895	895	895	895	895	895		895	
(0.1%)	(0)	(0)	(1)	(56)	(247)	(582)	(803)	(933)	(979)	(997)	(999)	(1000)	(1000)	(1000)	(1000)	(1000)	(1000)	(1000)	(1000)		(1000)	

付表－5.15 c　鹿島港　日平均有義波の波高・周期別度数分布表（夏季）

KASHIMA　　KISYU　USW　K1　HYO　72- 84　6- 8　DOSUU BUNPU HYO

H \ T SEION	3- 4	4- 5	5- 6	6- 7	7- 8	8- 9	9-10	10-11	11-12	12-13	13-14	14-15	15-16	16-17	17-18	18-19	19-	H3 TOTAL	T3 MICHO
SEION	0	0	1	2	0	1	0	0	0	0	0	0	0	0	0	0	0	0	4
0.25- 0.50	0	0	0	0	9	8	6	6	0	0	0	0	0	0	0	0	0	0	4 (4)
0.50- 0.75	0	0	2	15	53	74	70	18	6	4	1	0	0	0	0	0	0	0	29 (32)
0.75- 1.00	0	0	1	19	46	70	56	24	5	2	0	0	0	0	0	0	0	0	243 (264)
1.00- 1.25	0	0	2	10	28	48	45	16	6	1	0	0	0	0	0	0	0	0	223 (242)
1.25- 1.50	0	0	0	4	10	33	25	15	4	0	0	0	0	0	0	0	0	0	156 (170)
1.50- 1.75	0	0	0	2	13	13	13	6	4	2	1	0	0	0	0	0	0	0	91 (99)
1.75- 2.00	0	0	0	0	9	12	10	14	4	0	0	1	0	0	0	0	0	0	54 (59)
2.00- 2.50	0	0	0	0	8	13	8	8	1	2	3	2	0	0	0	0	0	0	50 (54)
2.50- 3.00	0	0	0	0	0	6	4	2	4	3	0	0	0	0	0	0	0	0	45 (49)
3.00- 3.50	0	0	0	0	0	0	1	1	2	0	0	0	0	0	0	0	0	0	19 (21)
3.50- 4.00	0	0	0	0	0	0	2	0	0	0	0	0	0	0	0	0	0	0	4 (4)
4.00- 4.50	0	0	0	0	0	0	0	0	0	0	0	0	0	0	0	0	0	0	2 (2)
4.50- 5.00	0	0	0	0	0	0	0	0	0	0	0	0	0	0	0	0	0	0	0 (0)
5.00- 5.50	0	0	0	0	0	0	0	0	0	0	0	0	0	0	0	0	0	0	0 (0)
5.50- 6.00	0	0	0	0	0	0	0	0	0	0	0	0	0	0	0	0	0	0	0 (0)
6.00- 6.50	0	0	0	0	0	0	0	0	0	0	0	0	0	0	0	0	0	0	0 (0)
6.50- 7.00	0	0	0	0	0	0	0	0	0	0	0	0	0	0	0	0	0	0	0 (0)
7.00- 8.00	0	0	0	0	0	0	0	0	0	0	0	0	0	0	0	0	0	0	0 (0)
8.00- 9.00	0	0	0	0	0	0	0	0	0	0	0	0	0	0	0	0	0	0	0 (0)
9.00-10.00	0	0	0	0	0	0	0	0	0	0	0	0	0	0	0	0	0	0	0 (0)
10.00-11.00	0	0	0	0	0	0	0	0	0	0	0	0	0	0	0	0	0	0	0 (0)
11.00-12.00	0	0	0	0	0	0	0	0	0	0	0	0	0	0	0	0	0	0	0 (0)
12.00-	0	0	0	0	0	0	0	0	0	0	0	0	0	0	0	0	0	0	0 (0)
TOTAL	0	0	6	52	176	278	240	110	36	14	5	3	0	0	0	0	0	0	920
(0.1%)	(0)	(0)	(7)	(57)	(191)	(302)	(261)	(120)	(39)	(15)	(5)	(3)	(0)	(0)	(0)	(0)	(0)	(0)	(1000)
MICHO	0	0	6	58	234	512	752	862	898	912	917	920	920	920	920	920	920	920	920
(0.1%)	(0)	(0)	(7)	(63)	(254)	(557)	(817)	(937)	(976)	(991)	(997)	(1000)	(1000)	(1000)	(1000)	(1000)	(1000)	(1000)	(1000)

付表－5.15 d　鹿島港　日平均有義波の波高・周期別度数分布表（秋季）

KASHIMA　　KISYU　USW　K1-　HYO　72- 84　9- 11　DOSUU BUNPU HYO

H \ T SEION	3- 4	4- 5	5- 6	6- 7	7- 8	8- 9	9-10	10-11	11-12	12-13	13-14	14-15	15-16	16-17	17-18	18-19	19-	H3 TOTAL	T3 MICHO
SEION	0	0	0	0	0	0	0	0	0	0	0	0	0	0	0	0	0	0	0
0.25- 0.50	0	0	0	2	2	1	0	3	1	0	0	0	0	0	0	0	0	0	0 (0)
0.50- 0.75	0	3	7	7	15	29	13	3	2	0	0	0	0	0	0	0	0	0	9 (10)
0.75- 1.00	0	0	5	29	41	42	30	12	6	0	0	0	0	0	0	0	0	0	79 (84)
1.00- 1.25	0	0	1	26	46	42	24	18	2	4	1	0	0	0	0	0	0	0	165 (176)
1.25- 1.50	0	0	0	19	30	36	20	24	4	0	1	1	0	0	0	0	0	0	164 (175)
1.50- 1.75	0	0	0	11	30	23	23	9	8	0	1	0	0	0	0	0	0	0	135 (144)
1.75- 2.00	0	0	0	3	16	12	22	8	5	2	1	0	0	0	0	0	0	0	105 (112)
2.00- 2.50	0	0	0	3	21	25	22	22	15	3	1	0	0	0	0	0	0	0	69 (74)
2.50- 3.00	0	0	0	0	4	15	15	6	9	1	0	0	0	0	0	0	0	0	112 (120)
3.00- 3.50	0	0	0	0	0	3	13	5	4	3	0	0	0	0	0	0	0	0	50 (53)
3.50- 4.00	0	0	0	0	0	0	4	1	3	2	0	0	0	0	0	0	0	0	28 (30)
4.00- 4.50	0	0	0	0	0	1	4	1	0	0	0	0	0	0	0	0	0	0	10 (11)
4.50- 5.00	0	0	0	0	0	0	0	1	0	0	0	0	0	0	0	0	0	0	4 (4)
5.00- 5.50	0	0	0	0	0	0	0	0	0	1	0	1	0	0	0	0	0	0	1 (1)
5.50- 6.00	0	0	0	0	0	0	0	0	0	1	0	1	0	0	0	0	0	0	2 (2)
6.00- 6.50	0	0	0	0	0	0	0	0	0	0	0	0	0	0	0	0	0	0	2 (2)
6.50- 7.00	0	0	0	0	0	0	0	0	0	0	0	0	0	0	0	0	0	0	0 (0)
7.00- 8.00	0	0	0	0	0	0	0	0	0	0	0	0	0	0	0	0	0	0	0 (0)
8.00- 9.00	0	0	0	0	0	0	0	0	0	0	0	0	0	0	0	0	0	0	0 (0)
9.00-10.00	0	0	0	0	0	0	0	0	0	0	0	0	0	0	0	0	0	0	0 (0)
10.00-11.00	0	0	0	0	0	0	0	0	0	0	0	0	0	0	0	0	0	0	0 (0)
11.00-12.00	0	0	0	0	0	0	0	0	0	0	0	0	0	0	0	0	0	0	0 (0)
12.00-	0	0	0	0	0	0	0	0	0	0	0	0	0	0	0	0	0	0	0 (0)
TOTAL	0	3	13	100	205	229	190	113	59	17	5	3	0	0	0	0	0	0	937
(0.1%)	(0)	(3)	(14)	(107)	(219)	(244)	(203)	(121)	(63)	(18)	(5)	(3)	(0)	(0)	(0)	(0)	(0)	(0)	(1000)
MICHO	0	3	16	116	321	550	740	853	912	929	934	937	937	937	937	937	937	937	937
(0.1%)	(0)	(3)	(17)	(124)	(343)	(587)	(790)	(910)	(973)	(991)	(997)	(1000)	(1000)	(1000)	(1000)	(1000)	(1000)	(1000)	(1000)

付表－5.15 e　鹿島港　日平均有義波の波高・周期別度数分布表（通年）

KASHIMA　　KISYU　USW　NEN　HYO　72- 4 - 84- 12　SOSUU BUNPU HYO

H \ T	SEION	3- 4	4- 5	5- 6	6- 7	7- 8	8- 9	9-10	10-11	11-12	12-13	13-14	14-15	15-16	16-17	17-18	18-19	19-	N3 TOTAL	T3 MICHO
SEION	0	0	1	2	0	1	0	0	0	0	0	0	0	0	0	0	0	0	4	4
0.25- 0.50	0	0	0	4	15	11	8	9	1	0	0	0	0	0	0	0	0	0	(1) 48	(1) 52
0.50- 0.75	0	3	10	27	109	156	102	34	12	5	1	0	0	0	0	0	0	0	(14) 459	(15) 511
0.75- 1.00	0	0	8	71	157	205	145	50	21	5	1	1	0	0	0	0	0	0	(130) 664	(145) 1175
1.00- 1.25	0	0	4	62	159	180	134	62	27	8	4	0	0	0	0	0	0	0	(189) 640	(334) 1815
1.25- 1.50	0	0	0	39	106	149	112	84	25	6	3	2	0	0	0	0	0	0	(182) 526	(515) 2341
1.50- 1.75	0	0	0	19	71	99	70	41	27	9	4	0	0	0	0	0	0	0	(149) 340	(665) 2681
1.75- 2.00	0	0	0	7	47	57	63	43	31	11	4	1	1	0	0	0	0	0	(97) 265	(761) 2946
2.00- 2.50	0	0	0	6	50	69	60	77	42	24	9	2	0	0	0	0	0	0	(75) 339	(837) 3285
2.50- 3.00	0	0	0	0	10	33	34	17	19	12	4	2	0	0	0	0	0	0	(96) 131	(933) 3416
3.00- 3.50	0	0	0	0	0	7	24	14	8	10	1	1	0	0	0	0	0	0	(37) 65	(970) 3481
3.50- 4.00	0	0	0	0	0	0	8	2	8	3	0	0	0	0	0	0	0	0	(18) 21	(989) 3502
4.00- 4.50	0	0	0	0	0	1	5	2	1	0	0	0	0	0	0	0	0	0	(6) 9	(995) 3511
4.50- 5.00	0	0	0	0	0	0	0	2	1	1	0	0	0	0	0	0	0	0	(3) 4	(997) 3515
5.00- 5.50	0	0	0	0	0	0	0	0	0	1	0	1	0	0	0	0	0	0	(1) 2	(998) 3517
5.50- 6.00	0	0	0	0	0	0	0	0	0	1	2	1	0	0	0	0	0	0	(1) 4	(999) 3521
6.00- 6.50	0	0	0	0	0	0	0	0	0	0	0	0	0	0	0	0	0	0	(1) 0	(1000) 3521
6.50- 7.00	0	0	0	0	0	0	0	0	0	0	0	0	0	0	0	0	0	0	(0) 0	(1000) 3521
7.00- 8.00	0	0	0	0	0	0	0	0	0	0	0	0	0	0	0	0	0	0	(0) 0	(1000) 3521
8.00- 9.00	0	0	0	0	0	0	0	0	0	0	0	0	0	0	0	0	0	0	(0) 0	(1000) 3521
9.00-10.00	0	0	0	0	0	0	0	0	0	0	0	0	0	0	0	0	0	0	(0) 0	(1000) 3521
10.00-11.00	0	0	0	0	0	0	0	0	0	0	0	0	0	0	0	0	0	0	(0) 0	(1000) 3521
11.00-12.00	0	0	0	0	0	0	0	0	0	0	0	0	0	0	0	0	0	0	(0) 0	(1000) 3521
12.00-	0	0	0	0	0	0	0	0	0	0	0	0	0	0	0	0	0	0	(0) 0	(1000) 3521
TOTAL	0	3	23	237	724	968	765	437	223	96	33	11	1	0	0	0	0	0	3521	3521
(0.1%)	(0)	(1)	(7)	(67)	(206)	(275)	(217)	(124)	(63)	(27)	(9)	(3)	(0)	(0)	(0)	(0)	(0)	(0)	(1000)	(1000)
MICHO	0	3	26	263	987	1955	2720	3157	3380	3476	3509	3520	3521	3521	3521	3521	3521	3521	3521	3521
(0.1%)	(0)	(1)	(7)	(75)	(280)	(555)	(773)	(897)	(960)	(987)	(997)	(1000)	(1000)	(1000)	(1000)	(1000)	(1000)	(1000)	(1000)	(1000)

付表－5.15 f　鹿島港　日平均有義波の波高・周期別出現率表（通年）

KASHIMA　　KISYU　USW　NEN　HYO　72- 4 - 84- 12　RITU BUNPU HYO

H \ T	SEION	3- 4	4- 5	5- 6	6- 7	7- 8	8- 9	9-10	10-11	11-12	12-13	13-14	14-15	15-16	16-17	17-18	18-19	19-	N3 TOTAL	T3 MICHO
SEION	0.	0.	0.0	0.1	0.	0.0	0.	0.	0.	0.	0.	0.	0.	0.	0.	0.	0.	0.	0.1 (4)	0.1 (4)
0.25- 0.50	0.	0.	0.	0.1	0.4	0.3	0.2	0.3	0.0	0.	0.	0.	0.	0.	0.	0.	0.	0.	1.4 (48)	1.5 (52)
0.50- 0.75	0.	0.1	0.3	0.8	3.1	4.4	2.9	1.0	0.3	0.1	0.0	0.	0.	0.	0.	0.	0.	0.	13.0 (459)	14.5 (511)
0.75- 1.00	0.	0.	0.2	2.0	4.5	5.8	4.1	1.4	0.6	0.1	0.0	0.0	0.	0.	0.	0.	0.	0.	18.9 (664)	33.4 (1175)
1.00- 1.25	0.	0.	0.1	1.8	4.5	5.1	3.8	1.8	0.8	0.2	0.1	0.	0.	0.	0.	0.	0.	0.	18.2 (640)	51.5 (1815)
1.25- 1.50	0.	0.	0.	1.1	3.0	4.2	3.2	2.4	0.7	0.2	0.1	0.1	0.	0.	0.	0.	0.	0.	14.9 (526)	66.5 (2341)
1.50- 1.75	0.	0.	0.	0.5	2.0	2.8	2.0	1.2	0.8	0.3	0.1	0.	0.	0.	0.	0.	0.	0.	9.7 (340)	76.1 (2681)
1.75- 2.00	0.	0.	0.	0.2	1.3	1.6	1.8	1.2	0.9	0.3	0.1	0.0	0.0	0.	0.	0.	0.	0.	7.5 (265)	83.7 (2946)
2.00- 2.50	0.	0.	0.	0.2	1.4	2.0	1.7	2.2	1.2	0.7	0.3	0.1	0.	0.	0.	0.	0.	0.	9.6 (339)	93.3 (3285)
2.50- 3.00	0.	0.	0.	0.	0.3	0.9	1.0	0.5	0.5	0.3	0.1	0.1	0.	0.	0.	0.	0.	0.	3.7 (131)	97.0 (3416)
3.00- 3.50	0.	0.	0.	0.	0.	0.2	0.7	0.4	0.2	0.3	0.0	0.0	0.	0.	0.	0.	0.	0.	1.8 (65)	98.9 (3481)
3.50- 4.00	0.	0.	0.	0.	0.	0.	0.2	0.1	0.2	0.1	0.	0.	0.	0.	0.	0.	0.	0.	0.6 (21)	99.5 (3502)
4.00- 4.50	0.	0.	0.	0.	0.	0.0	0.1	0.1	0.0	0.	0.	0.	0.	0.	0.	0.	0.	0.	0.3 (9)	99.7 (3511)
4.50- 5.00	0.	0.	0.	0.	0.	0.	0.	0.1	0.0	0.0	0.	0.	0.	0.	0.	0.	0.	0.	0.1 (4)	99.8 (3515)
5.00- 5.50	0.	0.	0.	0.	0.	0.	0.	0.	0.	0.0	0.	0.0	0.	0.	0.	0.	0.	0.	0.1 (2)	99.9 (3517)
5.50- 6.00	0.	0.	0.	0.	0.	0.	0.	0.	0.	0.0	0.1	0.0	0.	0.	0.	0.	0.	0.	0.1 (4)	100.0 (3521)
6.00- 6.50	0.	0.	0.	0.	0.	0.	0.	0.	0.	0.	0.	0.	0.	0.	0.	0.	0.	0.	0. (0)	100.0 (3521)
6.50- 7.00	0.	0.	0.	0.	0.	0.	0.	0.	0.	0.	0.	0.	0.	0.	0.	0.	0.	0.	0. (0)	100.0 (3521)
7.00- 8.00	0.	0.	0.	0.	0.	0.	0.	0.	0.	0.	0.	0.	0.	0.	0.	0.	0.	0.	0. (0)	100.0 (3521)
8.00- 9.00	0.	0.	0.	0.	0.	0.	0.	0.	0.	0.	0.	0.	0.	0.	0.	0.	0.	0.	0. (0)	100.0 (3521)
9.00-10.00	0.	0.	0.	0.	0.	0.	0.	0.	0.	0.	0.	0.	0.	0.	0.	0.	0.	0.	0. (0)	100.0 (3521)
10.00-11.00	0.	0.	0.	0.	0.	0.	0.	0.	0.	0.	0.	0.	0.	0.	0.	0.	0.	0.	0. (0)	100.0 (3521)
11.00-12.00	0.	0.	0.	0.	0.	0.	0.	0.	0.	0.	0.	0.	0.	0.	0.	0.	0.	0.	0. (0)	100.0 (3521)
12.00-	0.	0.	0.	0.	0.	0.	0.	0.	0.	0.	0.	0.	0.	0.	0.	0.	0.	0.	0. (0)	100.0 (3521)
TOTAL	0.	0.1	0.7	6.7	20.6	27.5	21.7	12.4	6.3	2.7	0.9	0.3	0.0	0.	0.	0.	0.	0.	100.0	100.0
	0	3	23	237	724	968	765	437	223	96	33	11	1	0	0	0	0	0	3521	3521
MICHO	0.	0.1	0.7	7.5	28.0	55.5	77.3	89.7	96.0	98.7	99.7	100.0	100.0	100.0	100.0	100.0	100.0	100.0	100.0	100.0
	0	3	26	263	987	1955	2720	3157	3380	3476	3509	3520	3521	3521	3521	3521	3521	3521	3521	3521

付表－5.16 a 浜金谷 日平均有義波の波高・周期別度数分布表（冬季）

HAMAKANAYA KISYU USW KI HYO 72- 84 12- 2 DOSUU BUNPU HYO H3 T3

H \ T	SEION	3- 4	4- 5	5- 6	6- 7	7- 8	8- 9	9-10	10-11	11-12	12-13	13-14	14-15	15-16	16-17	17-18	18-19	19-	TOTAL	HICHO
SEION	0	4	1	1	0	0	0	0	0	0	0	0	0	0	0	0	0	0	6 (6)	6 (6)
0.25- 0.50	5	121	216	79	5	1	0	0	0	0	0	0	0	0	0	0	0	0	427 (414)	433 (420)
0.50- 0.75	0	45	120	106	31	5	0	0	0	0	0	0	0	0	0	0	0	0	307 (297)	740 (717)
0.75- 1.00	0	4	40	58	32	4	2	0	0	0	0	0	0	0	0	0	0	0	140 (136)	880 (853)
1.00- 1.25	0	1	16	32	19	3	2	0	0	0	0	0	0	0	0	0	0	0	73 (71)	953 (923)
1.25- 1.50	0	0	6	20	12	3	0	0	0	0	0	0	0	0	0	0	0	0	41 (40)	994 (963)
1.50- 1.75	0	0	0	15	6	1	0	0	0	0	0	0	0	0	0	0	0	0	22 (21)	1016 (984)
1.75- 2.00	0	0	0	4	5	0	0	0	0	0	0	0	0	0	0	0	0	0	9 (9)	1025 (993)
2.00- 2.50	0	0	0	1	5	0	0	0	0	0	0	0	0	0	0	0	0	0	6 (6)	1031 (999)
2.50- 3.00	0	0	0	0	1	0	0	0	0	0	0	0	0	0	0	0	0	0	1 (1)	1032 (1000)
3.00- 3.50	0	0	0	0	0	0	0	0	0	0	0	0	0	0	0	0	0	0	0 (0)	1032 (1000)
3.50- 4.00	0	0	0	0	0	0	0	0	0	0	0	0	0	0	0	0	0	0	0 (0)	1032 (1000)
4.00- 4.50	0	0	0	0	0	0	0	0	0	0	0	0	0	0	0	0	0	0	0 (0)	1032 (1000)
4.50- 5.00	0	0	0	0	0	0	0	0	0	0	0	0	0	0	0	0	0	0	0 (0)	1032 (1000)
5.00- 5.50	0	0	0	0	0	0	0	0	0	0	0	0	0	0	0	0	0	0	0 (0)	1032 (1000)
5.50- 6.00	0	0	0	0	0	0	0	0	0	0	0	0	0	0	0	0	0	0	0 (0)	1032 (1000)
6.00- 6.50	0	0	0	0	0	0	0	0	0	0	0	0	0	0	0	0	0	0	0 (0)	1032 (1000)
6.50- 7.00	0	0	0	0	0	0	0	0	0	0	0	0	0	0	0	0	0	0	0 (0)	1032 (1000)
7.00- 8.00	0	0	0	0	0	0	0	0	0	0	0	0	0	0	0	0	0	0	0 (0)	1032 (1000)
8.00- 9.00	0	0	0	0	0	0	0	0	0	0	0	0	0	0	0	0	0	0	0 (0)	1032 (1000)
9.00-10.00	0	0	0	0	0	0	0	0	0	0	0	0	0	0	0	0	0	0	0 (0)	1032 (1000)
10.00-11.00	0	0	0	0	0	0	0	0	0	0	0	0	0	0	0	0	0	0	0 (0)	1032 (1000)
11.00-12.00	0	0	0	0	0	0	0	0	0	0	0	0	0	0	0	0	0	0	0 (0)	1032 (1000)
12.00-	0	0	0	0	0	0	0	0	0	0	0	0	0	0	0	0	0	0	0 (0)	1032 (1000)
TOTAL	5	175	399	316	116	17	4	0	0	0	0	0	0	0	0	0	0	0	1032	1032
(0.1%)	(5)	(170)	(387)	(306)	(112)	(16)	(4)	(0)	(0)	(0)	(0)	(0)	(0)	(0)	(0)	(0)	(0)	(0)	(1000)	(1000)
HICHO	5	180	579	895	1011	1028	1032	1032	1032	1032	1032	1032	1032	1032	1032	1032	1032	1032	1032	1032
(0.1%)	(5)	(174)	(561)	(867)	(980)	(996)	(1000)	(1000)	(1000)	(1000)	(1000)	(1000)	(1000)	(1000)	(1000)	(1000)	(1000)	(1000)	(1000)	(1000)

付表－5.16 b 浜金谷 日平均有義波の波高・周期別度数分布表（春季）

HAMAKANAYA KISYU USW KI HYO 73- 84 3- 5 DOSUU BUNPU HYO H3 T3

H \ T	SEION	3- 4	4- 5	5- 6	6- 7	7- 8	8- 9	9-10	10-11	11-12	12-13	13-14	14-15	15-16	16-17	17-18	18-19	19-	TOTAL	HICHO
SEION	0	5	2	0	0	0	0	0	0	0	0	0	0	0	0	0	0	0	7 (7)	7 (7)
0.25- 0.50	4	138	272	94	10	1	0	0	0	0	0	0	0	0	0	0	0	0	519 (521)	526 (528)
0.50- 0.75	1	45	93	72	39	4	3	0	0	0	0	0	0	0	0	0	0	0	257 (258)	783 (786)
0.75- 1.00	0	1	30	31	24	7	1	0	0	1	0	0	0	0	0	0	0	0	95 (95)	878 (882)
1.00- 1.25	0	0	16	20	7	9	4	1	0	1	0	0	0	0	0	0	0	0	58 (58)	936 (940)
1.25- 1.50	0	0	2	20	6	2	1	0	0	0	1	0	0	0	0	0	0	0	32 (32)	968 (972)
1.50- 1.75	0	0	0	10	4	0	0	0	0	0	0	0	0	0	0	0	0	0	14 (14)	982 (986)
1.75- 2.00	0	0	0	3	4	2	0	0	0	0	0	0	0	0	0	0	0	0	9 (9)	991 (995)
2.00- 2.50	0	0	0	0	4	1	0	0	0	0	0	0	0	0	0	0	0	0	5 (5)	996 (1000)
2.50- 3.00	0	0	0	0	0	0	0	0	0	0	0	0	0	0	0	0	0	0	0 (0)	996 (1000)
3.00- 3.50	0	0	0	0	0	0	0	0	0	0	0	0	0	0	0	0	0	0	0 (0)	996 (1000)
3.50- 4.00	0	0	0	0	0	0	0	0	0	0	0	0	0	0	0	0	0	0	0 (0)	996 (1000)
4.00- 4.50	0	0	0	0	0	0	0	0	0	0	0	0	0	0	0	0	0	0	0 (0)	996 (1000)
4.50- 5.00	0	0	0	0	0	0	0	0	0	0	0	0	0	0	0	0	0	0	0 (0)	996 (1000)
5.00- 5.50	0	0	0	0	0	0	0	0	0	0	0	0	0	0	0	0	0	0	0 (0)	996 (1000)
5.50- 6.00	0	0	0	0	0	0	0	0	0	0	0	0	0	0	0	0	0	0	0 (0)	996 (1000)
6.00- 6.50	0	0	0	0	0	0	0	0	0	0	0	0	0	0	0	0	0	0	0 (0)	996 (1000)
6.50- 7.00	0	0	0	0	0	0	0	0	0	0	0	0	0	0	0	0	0	0	0 (0)	996 (1000)
7.00- 8.00	0	0	0	0	0	0	0	0	0	0	0	0	0	0	0	0	0	0	0 (0)	996 (1000)
8.00- 9.00	0	0	0	0	0	0	0	0	0	0	0	0	0	0	0	0	0	0	0 (0)	996 (1000)
9.00-10.00	0	0	0	0	0	0	0	0	0	0	0	0	0	0	0	0	0	0	0 (0)	996 (1000)
10.00-11.00	0	0	0	0	0	0	0	0	0	0	0	0	0	0	0	0	0	0	0 (0)	996 (1000)
11.00-12.00	0	0	0	0	0	0	0	0	0	0	0	0	0	0	0	0	0	0	0 (0)	996 (1000)
12.00-	0	0	0	0	0	0	0	0	0	0	0	0	0	0	0	0	0	0	0 (0)	996 (1000)
TOTAL	5	189	415	250	98	26	9	1	0	2	1	0	0	0	0	0	0	0	996	996
(0.1%)	(5)	(190)	(417)	(251)	(98)	(26)	(9)	(1)	(0)	(2)	(1)	(0)	(0)	(0)	(0)	(0)	(0)	(0)	(1000)	(1000)
HICHO	5	194	609	859	957	983	992	993	993	995	996	996	996	996	996	996	996	996	996	996
(0.1%)	(5)	(195)	(611)	(862)	(961)	(987)	(996)	(997)	(997)	(999)	(1000)	(1000)	(1000)	(1000)	(1000)	(1000)	(1000)	(1000)	(1000)	(1000)

付表－5.16 c　浜金谷　日平均有義波の波高・周期別度数分布表（夏季）

HAMAKANAYA　　KISYU　USW　KI　HYO　73- 84　6- 8　DOSUU BUNPU HYO　H3　T3

H \ T	SEION	3- 4	4- 5	5- 6	6- 7	7- 8	8- 9	9-10	10-11	11-12	12-13	13-14	14-15	15-16	16-17	17-18	18-19	19-	TOTAL	(0.1%)	MICHO	(0.1%)
SEION	0	8	4	0	0	0	0	0	0	0	0	0	0	0	0	0	0	0	12	(11)	12	(11)
0.25- 0.50	1	135	264	167	38	17	5	0	0	0	0	0	0	0	0	0	0	0	627	(591)	639	(602)
0.50- 0.75	1	32	65	55	41	23	19	3	3	0	0	0	0	0	0	0	0	0	242	(228)	881	(830)
0.75- 1.00	0	7	45	25	13	4	1	0	3	3	0	0	0	0	0	0	0	0	101	(95)	982	(926)
1.00- 1.25	0	0	18	14	2	2	2	1	2	4	2	0	0	0	0	0	0	0	47	(44)	1029	(970)
1.25- 1.50	0	0	1	10	4	1	2	0	0	0	0	0	0	0	0	0	0	0	18	(17)	1047	(987)
1.50- 1.75	0	0	0	3	1	0	0	0	0	0	0	0	0	0	0	0	0	0	4	(4)	1051	(991)
1.75- 2.00	0	0	0	0	4	1	0	0	1	0	1	0	0	0	0	0	0	0	7	(7)	1058	(997)
2.00- 2.50	0	0	0	0	0	1	0	1	0	0	0	0	0	0	0	0	0	0	2	(2)	1060	(999)
2.50- 3.00	0	0	0	0	0	0	1	0	0	0	0	0	0	0	0	0	0	0	1	(1)	1061	(1000)
3.00- 3.50	0	0	0	0	0	0	0	0	0	0	0	0	0	0	0	0	0	0	0	(0)	1061	(1000)
3.50- 4.00	0	0	0	0	0	0	0	0	0	0	0	0	0	0	0	0	0	0	0	(0)	1061	(1000)
4.00- 4.50	0	0	0	0	0	0	0	0	0	0	0	0	0	0	0	0	0	0	0	(0)	1061	(1000)
4.50- 5.00	0	0	0	0	0	0	0	0	0	0	0	0	0	0	0	0	0	0	0	(0)	1061	(1000)
5.00- 5.50	0	0	0	0	0	0	0	0	0	0	0	0	0	0	0	0	0	0	0	(0)	1061	(1000)
5.50- 6.00	0	0	0	0	0	0	0	0	0	0	0	0	0	0	0	0	0	0	0	(0)	1061	(1000)
6.00- 6.50	0	0	0	0	0	0	0	0	0	0	0	0	0	0	0	0	0	0	0	(0)	1061	(1000)
6.50- 7.00	0	0	0	0	0	0	0	0	0	0	0	0	0	0	0	0	0	0	0	(0)	1061	(1000)
7.00- 8.00	0	0	0	0	0	0	0	0	0	0	0	0	0	0	0	0	0	0	0	(0)	1061	(1000)
8.00- 9.00	0	0	0	0	0	0	0	0	0	0	0	0	0	0	0	0	0	0	0	(0)	1061	(1000)
9.00-10.00	0	0	0	0	0	0	0	0	0	0	0	0	0	0	0	0	0	0	0	(0)	1061	(1000)
10.00-11.00	0	0	0	0	0	0	0	0	0	0	0	0	0	0	0	0	0	0	0	(0)	1061	(1000)
11.00-12.00	0	0	0	0	0	0	0	0	0	0	0	0	0	0	0	0	0	0	0	(0)	1061	(1000)
12.00-	0	0	0	0	0	0	0	0	0	0	0	0	0	0	0	0	0	0	0	(0)	1061	(1000)
TOTAL	2	182	397	274	103	49	30	5	9	7	3	0	0	0	0	0	0	0	1061		1061	
(0.1%)	(2)	(172)	(374)	(258)	(97)	(46)	(28)	(5)	(8)	(7)	(3)	(0)	(0)	(0)	(0)	(0)	(0)	(0)	(1000)		(1000)	
MICHO	2	184	581	855	958	1007	1037	1042	1051	1058	1061	1061	1061	1061	1061	1061	1061	1061	1061		1061	
(0.1%)	(2)	(173)	(548)	(806)	(903)	(949)	(977)	(982)	(991)	(997)	(1000)	(1000)	(1000)	(1000)	(1000)	(1000)	(1000)	(1000)	(1000)		(1000)	

付表－5.16 d　浜金谷　日平均有義波の波高・周期別度数分布表（秋季）

HAMAKANAYA　　KISYU　USW　KI　HYO　72- 84　9- 11　DOSUU BUNPU HYO　H3　T3

H \ T	SEION	3- 4	4- 5	5- 6	6- 7	7- 8	8- 9	9-10	10-11	11-12	12-13	13-14	14-15	15-16	16-17	17-18	18-19	19-	TOTAL	(0.1%)	MICHO	(0.1%)
SEION	2	16	11	1	0	0	0	0	0	0	0	0	0	0	0	0	0	0	30	(28)	30	(28)
0.25- 0.50	6	176	265	130	33	7	3	0	0	0	0	0	0	0	0	0	0	0	620	(583)	650	(611)
0.50- 0.75	0	57	62	52	31	9	11	7	5	0	0	0	0	0	0	0	0	0	234	(220)	884	(831)
0.75- 1.00	0	5	26	31	17	4	5	3	3	1	0	0	0	0	0	0	0	0	95	(89)	979	(920)
1.00- 1.25	0	3	14	20	4	2	1	2	4	0	0	0	0	0	0	0	0	0	50	(47)	1029	(967)
1.25- 1.50	0	0	3	10	4	1	0	0	0	0	0	0	0	0	0	0	0	0	18	(17)	1047	(984)
1.50- 1.75	0	0	0	6	2	0	1	0	0	0	0	0	0	0	0	0	0	0	9	(8)	1056	(992)
1.75- 2.00	0	0	0	1	3	0	0	0	0	0	0	0	0	0	0	0	0	0	4	(4)	1060	(996)
2.00- 2.50	0	0	0	0	2	1	0	0	0	0	0	0	0	0	0	0	0	0	3	(3)	1063	(999)
2.50- 3.00	0	0	0	0	1	0	0	0	0	0	0	0	0	0	0	0	0	0	1	(1)	1064	(1000)
3.00- 3.50	0	0	0	0	0	0	0	0	0	0	0	0	0	0	0	0	0	0	0	(0)	1064	(1000)
3.50- 4.00	0	0	0	0	0	0	0	0	0	0	0	0	0	0	0	0	0	0	0	(0)	1064	(1000)
4.00- 4.50	0	0	0	0	0	0	0	0	0	0	0	0	0	0	0	0	0	0	0	(0)	1064	(1000)
4.50- 5.00	0	0	0	0	0	0	0	0	0	0	0	0	0	0	0	0	0	0	0	(0)	1064	(1000)
5.00- 5.50	0	0	0	0	0	0	0	0	0	0	0	0	0	0	0	0	0	0	0	(0)	1064	(1000)
5.50- 6.00	0	0	0	0	0	0	0	0	0	0	0	0	0	0	0	0	0	0	0	(0)	1064	(1000)
6.00- 6.50	0	0	0	0	0	0	0	0	0	0	0	0	0	0	0	0	0	0	0	(0)	1064	(1000)
6.50- 7.00	0	0	0	0	0	0	0	0	0	0	0	0	0	0	0	0	0	0	0	(0)	1064	(1000)
7.00- 8.00	0	0	0	0	0	0	0	0	0	0	0	0	0	0	0	0	0	0	0	(0)	1064	(1000)
8.00- 9.00	0	0	0	0	0	0	0	0	0	0	0	0	0	0	0	0	0	0	0	(0)	1064	(1000)
9.00-10.00	0	0	0	0	0	0	0	0	0	0	0	0	0	0	0	0	0	0	0	(0)	1064	(1000)
10.00-11.00	0	0	0	0	0	0	0	0	0	0	0	0	0	0	0	0	0	0	0	(0)	1064	(1000)
11.00-12.00	0	0	0	0	0	0	0	0	0	0	0	0	0	0	0	0	0	0	0	(0)	1064	(1000)
12.00-	0	0	0	0	0	0	0	0	0	0	0	0	0	0	0	0	0	0	0	(0)	1064	(1000)
TOTAL	8	257	381	251	97	24	21	12	12	1	0	0	0	0	0	0	0	0	1064		1064	
(0.1%)	(8)	(242)	(358)	(236)	(91)	(23)	(20)	(11)	(11)	(1)	(0)	(0)	(0)	(0)	(0)	(0)	(0)	(0)	(1000)		(1000)	
MICHO	8	265	646	897	994	1018	1039	1051	1063	1064	1064	1064	1064	1064	1064	1064	1064	1064	1064		1064	
(0.1%)	(8)	(249)	(607)	(843)	(934)	(957)	(977)	(988)	(999)	(1000)	(1000)	(1000)	(1000)	(1000)	(1000)	(1000)	(1000)	(1000)	(1000)		(1000)	

付表－5.16 e　浜金谷　日平均有義波の波高・周期別度数分布表（通年）

HAMAKANAYA　　NEN HYO　　72- 9 - 84- 12　　SOSUU BUNPU HYO

H \ T	SEIGN	3- 4	4- 5	5- 6	6- 7	KISYU 7- 8	USW 8- 9	9-10	10-11	11-12	12-13	13-14	14-15	15-16	16-17	17-18	18-19	19-	H3	T3 TOTAL	MICHO
SEIGN	2	33	18	2	0	0	0	0	0	0	0	0	0	0	0	0	0	0		55	55
																				(13)	(13)
0.25- 0.50	16	575	1020	471	87	26	8	0	0	0	0	0	0	0	0	0	0	0		2203	2258
																				(527)	(540)
0.50- 0.75	2	182	345	289	143	41	33	10	8	0	0	0	0	0	0	0	0	0		1053	3311
																				(252)	(791)
0.75- 1.00	0	17	143	147	86	19	9	3	6	5	0	0	0	0	0	0	0	0		435	3746
																				(104)	(895)
1.00- 1.25	0	4	65	86	32	16	9	4	6	5	2	0	0	0	0	0	0	0		229	3975
																				(55)	(950)
1.25- 1.50	0	0	12	63	26	7	3	0	0	0	1	0	0	0	0	0	0	0		112	4087
																				(27)	(977)
1.50- 1.75	0	0	0	34	13	1	1	0	0	0	0	0	0	0	0	0	0	0		49	4136
																				(12)	(989)
1.75- 2.00	0	0	0	8	16	3	0	0	1	0	1	0	0	0	0	0	0	0		29	4165
																				(7)	(995)
2.00- 2.50	0	0	0	1	11	3	0	1	0	0	0	0	0	0	0	0	0	0		16	4181
																				(4)	(999)
2.50- 3.00	0	0	0	0	2	0	1	0	0	0	0	0	0	0	0	0	0	0		3	4184
																				(1)	(1000)
3.00- 3.50	0	0	0	0	0	0	0	0	0	0	0	0	0	0	0	0	0	0		0	4184
																				(0)	(1000)
3.50- 4.00	0	0	0	0	0	0	0	0	0	0	0	0	0	0	0	0	0	0		0	4184
																				(0)	(1000)
4.00- 4.50	0	0	0	0	0	0	0	0	0	0	0	0	0	0	0	0	0	0		0	4184
																				(0)	(1000)
4.50- 5.00	0	0	0	0	0	0	0	0	0	0	0	0	0	0	0	0	0	0		0	4184
																				(0)	(1000)
5.00- 5.50	0	0	0	0	0	0	0	0	0	0	0	0	0	0	0	0	0	0		0	4184
																				(0)	(1000)
5.50- 6.00	0	0	0	0	0	0	0	0	0	0	0	0	0	0	0	0	0	0		0	4184
																				(0)	(1000)
6.00- 6.50	0	0	0	0	0	0	0	0	0	0	0	0	0	0	0	0	0	0		0	4184
																				(0)	(1000)
6.50- 7.00	0	0	0	0	0	0	0	0	0	0	0	0	0	0	0	0	0	0		0	4184
																				(0)	(1000)
7.00- 8.00	0	0	0	0	0	0	0	0	0	0	0	0	0	0	0	0	0	0		0	4184
																				(0)	(1000)
8.00- 9.00	0	0	0	0	0	0	0	0	0	0	0	0	0	0	0	0	0	0		0	4184
																				(0)	(1000)
9.00-10.00	0	0	0	0	0	0	0	0	0	0	0	0	0	0	0	0	0	0		0	4184
																				(0)	(1000)
10.00-11.00	0	0	0	0	0	0	0	0	0	0	0	0	0	0	0	0	0	0		0	4184
																				(0)	(1000)
11.00-12.00	0	0	0	0	0	0	0	0	0	0	0	0	0	0	0	0	0	0		0	4184
																				(0)	(1000)
12.00-	0	0	0	0	0	0	0	0	0	0	0	0	0	0	0	0	0	0		0	4184
																				(0)	(1000)
TOTAL	20	811	1603	1101	416	116	64	18	21	10	4	0	0	0	0	0	0	0		4184	4184
(0.1%)	(5)	(194)	(383)	(263)	(99)	(28)	(15)	(4)	(5)	(2)	(1)	(0)	(0)	(0)	(0)	(0)	(0)	(0)		(1000)	(1000)
MICHO	20	831	2434	3535	3951	4067	4131	4149	4170	4180	4184	4184	4184	4184	4184	4184	4184	4184		4184	4184
(0.1%)	(5)	(199)	(582)	(845)	(944)	(972)	(987)	(992)	(997)	(999)	(1000)	(1000)	(1000)	(1000)	(1000)	(1000)	(1000)	(1000)		(1000)	(1000)

付表－5.16 f　浜金谷　日平均有義波の波高・周期別出現率表（通年）

HAMAKANAYA　　NEN HYO　　72- 9 - 84- 12　　RITU BUNPU HYO

H \ T	SEIGN	3- 4	4- 5	5- 6	6- 7	KISYU 7- 8	USW 8- 9	9-10	10-11	11-12	12-13	13-14	14-15	15-16	16-17	17-18	18-19	19-	H3	T3 TOTAL	MICHO
SEIGN	0.0	0.8	0.4	0.0	0.	0.	0.	0.	0.	0.	0.	0.	0.	0.	0.	0.	0.	0.		1.3	1.3
																				(-55)	(55)
0.25- 0.50	0.4	13.7	24.4	11.3	2.1	0.6	0.2	0.	0.	0.	0.	0.	0.	0.	0.	0.	0.	0.		52.7	54.0
																				(2203)	(2258)
0.50- 0.75	0.0	4.3	8.2	6.9	3.4	1.0	0.8	0.2	0.2	0.	0.	0.	0.	0.	0.	0.	0.	0.		25.2	79.1
																				(1053)	(3311)
0.75- 1.00	0.	0.4	3.4	3.5	2.1	0.5	0.2	0.1	0.1	0.1	0.	0.	0.	0.	0.	0.	0.	0.		10.4	89.5
																				(435)	(3746)
1.00- 1.25	0.	0.1	1.6	2.1	0.8	0.4	0.2	0.1	0.1	0.1	0.0	0.	0.	0.	0.	0.	0.	0.		5.5	95.0
																				(229)	(3975)
1.25- 1.50	0.	0.	0.3	1.5	0.6	0.2	0.1	0.	0.	0.	0.0	0.	0.	0.	0.	0.	0.	0.		2.7	97.7
																				(112)	(4087)
1.50- 1.75	0.	0.	0.	0.8	0.3	0.0	0.0	0.	0.	0.	0.	0.	0.	0.	0.	0.	0.	0.		1.2	98.9
																				(49)	(4136)
1.75- 2.00	0.	0.	0.	0.2	0.4	0.1	0.	0.	0.0	0.	0.0	0.	0.	0.	0.	0.	0.	0.		0.7	99.5
																				(29)	(4165)
2.00- 2.50	0.	0.	0.	0.0	0.3	0.1	0.	0.0	0.	0.	0.	0.	0.	0.	0.	0.	0.	0.		0.4	99.9
																				(16)	(4181)
2.50- 3.00	0.	0.	0.	0.	0.0	0.	0.0	0.	0.	0.	0.	0.	0.	0.	0.	0.	0.	0.		0.1	100.0
																				(3)	(4184)
3.00- 3.50	0.	0.	0.	0.	0.	0.	0.	0.	0.	0.	0.	0.	0.	0.	0.	0.	0.	0.		0.	100.0
																				(0)	(4184)
3.50- 4.00	0.	0.	0.	0.	0.	0.	0.	0.	0.	0.	0.	0.	0.	0.	0.	0.	0.	0.		0.	100.0
																				(0)	(4184)
4.00- 4.50	0.	0.	0.	0.	0.	0.	0.	0.	0.	0.	0.	0.	0.	0.	0.	0.	0.	0.		0.	100.0
																				(0)	(4184)
4.50- 5.00	0.	0.	0.	0.	0.	0.	0.	0.	0.	0.	0.	0.	0.	0.	0.	0.	0.	0.		0.	100.0
																				(0)	(4184)
5.00- 5.50	0.	0.	0.	0.	0.	0.	0.	0.	0.	0.	0.	0.	0.	0.	0.	0.	0.	0.		0.	100.0
																				(0)	(4184)
5.50- 6.00	0.	0.	0.	0.	0.	0.	0.	0.	0.	0.	0.	0.	0.	0.	0.	0.	0.	0.		0.	100.0
																				(0)	(4184)
6.00- 6.50	0.	0.	0.	0.	0.	0.	0.	0.	0.	0.	0.	0.	0.	0.	0.	0.	0.	0.		0.	100.0
																				(0)	(4184)
6.50- 7.00	0.	0.	0.	0.	0.	0.	0.	0.	0.	0.	0.	0.	0.	0.	0.	0.	0.	0.		0.	100.0
																				(0)	(4184)
7.00- 8.00	0.	0.	0.	0.	0.	0.	0.	0.	0.	0.	0.	0.	0.	0.	0.	0.	0.	0.		0.	100.0
																				(0)	(4184)
8.00- 9.00	0.	0.	0.	0.	0.	0.	0.	0.	0.	0.	0.	0.	0.	0.	0.	0.	0.	0.		0.	100.0
																				(0)	(4184)
9.00-10.00	0.	0.	0.	0.	0.	0.	0.	0.	0.	0.	0.	0.	0.	0.	0.	0.	0.	0.		0.	100.0
																				(0)	(4184)
10.00-11.00	0.	0.	0.	0.	0.	0.	0.	0.	0.	0.	0.	0.	0.	0.	0.	0.	0.	0.		0.	100.0
																				(0)	(4184)
11.00-12.00	0.	0.	0.	0.	0.	0.	0.	0.	0.	0.	0.	0.	0.	0.	0.	0.	0.	0.		0.	100.0
																				(0)	(4184)
12.00-	0.	0.	0.	0.	0.	0.	0.	0.	0.	0.	0.	0.	0.	0.	0.	0.	0.	0.		0.	100.0
																				(0)	(4184)
TOTAL	0.5	19.4	38.3	26.3	9.9	2.8	1.5	0.4	0.5	0.2	0.1	0.	0.	0.	0.	0.	0.	0.		100.0	100.0
	20	811	1603	1101	416	116	64	18	21	10	4	0	0	0	0	0	0	0		4184	4184
MICHO	0.5	19.9	58.2	84.5	94.4	97.2	98.7	99.2	99.7	99.9	100.0	100.0	100.0	100.0	100.0	100.0	100.0	100.0		100.0	100.0
	20	831	2434	3535	3951	4067	4131	4149	4170	4180	4184	4184	4184	4184	4184	4184	4184	4184		4184	4184

付表－5.17 a　波浮港　日平均有義波の波高・周期別度数分布表（冬季）

HABU　KISYU USH KI HYO　73- 84　12- 2　DOSUU BUNPU HYO H3 T3

H \ T	SEION	3- 4	4- 5	5- 6	6- 7	7- 8	8- 9	9-10	10-11	11-12	12-13	13-14	14-15	15-16	16-17	17-18	18-19	19-	TOTAL	MICHO
SEION	0	0	0	0	0	0	0	0	0	0	0	0	0	0	0	0	0	0	0 (0)	0 (0)
0.25- 0.50	0	0	0	0	0	0	0	0	0	0	0	0	0	0	0	0	0	0	0 (0)	0 (0)
0.50- 0.75	0	0	0	2	2	1	0	0	0	0	0	0	0	0	0	0	0	0	5 (5)	5 (5)
0.75- 1.00	0	0	0	30	33	17	0	0	0	0	0	0	0	0	0	0	0	0	80 (88)	85 (93)
1.00- 1.25	0	0	1	32	99	38	13	1	1	0	0	0	0	0	0	0	0	0	185 (203)	270 (297)
1.25- 1.50	0	0	0	39	88	62	16	3	0	0	0	0	0	0	0	0	0	0	208 (229)	478 (525)
1.50- 1.75	0	0	0	18	84	57	18	3	0	0	0	0	0	0	0	0	0	0	180 (198)	658 (723)
1.75- 2.00	0	0	0	4	43	37	11	5	3	0	0	0	0	0	0	0	0	0	103 (113)	761 (836)
2.00- 2.50	0	0	0	1	31	56	14	8	0	0	0	0	0	0	0	0	0	0	110 (121)	871 (957)
2.50- 3.00	0	0	0	0	3	16	8	2	1	0	0	0	0	0	0	0	0	0	30 (33)	901 (990)
3.00- 3.50	0	0	0	0	0	3	1	0	0	0	0	0	0	0	0	0	0	0	4 (4)	905 (995)
3.50- 4.00	0	0	0	0	0	0	1	2	2	0	0	0	0	0	0	0	0	0	5 (5)	910 (1000)
4.00- 4.50	0	0	0	0	0	0	0	0	0	0	0	0	0	0	0	0	0	0	0 (0)	910 (1000)
4.50- 5.00	0	0	0	0	0	0	0	0	0	0	0	0	0	0	0	0	0	0	0 (0)	910 (1000)
5.00- 5.50	0	0	0	0	0	0	0	0	0	0	0	0	0	0	0	0	0	0	0 (0)	910 (1000)
5.50- 6.00	0	0	0	0	0	0	0	0	0	0	0	0	0	0	0	0	0	0	0 (0)	910 (1000)
6.00- 6.50	0	0	0	0	0	0	0	0	0	0	0	0	0	0	0	0	0	0	0 (0)	910 (1000)
6.50- 7.00	0	0	0	0	0	0	0	0	0	0	0	0	0	0	0	0	0	0	0 (0)	910 (1000)
7.00- 8.00	0	0	0	0	0	0	0	0	0	0	0	0	0	0	0	0	0	0	0 (0)	910 (1000)
8.00- 9.00	0	0	0	0	0	0	0	0	0	0	0	0	0	0	0	0	0	0	0 (0)	910 (1000)
9.00-10.00	0	0	0	0	0	0	0	0	0	0	0	0	0	0	0	0	0	0	0 (0)	910 (1000)
10.00-11.00	0	0	0	0	0	0	0	0	0	0	0	0	0	0	0	0	0	0	0 (0)	910 (1000)
11.00-12.00	0	0	0	0	0	0	0	0	0	0	0	0	0	0	0	0	0	0	0 (0)	910 (1000)
12.00-	0	0	0	0	0	0	0	0	0	0	0	0	0	0	0	0	0	0	0 (0)	910 (1000)
TOTAL	0	0	1	126	383	287	82	24	7	0	0	0	0	0	0	0	0	0	910	910
(0.1%)	(0)	(0)	(1)	(138)	(421)	(315)	(90)	(26)	(8)	(0)	(0)	(0)	(0)	(0)	(0)	(0)	(0)	(0)	(1000)	(1000)
MICHO	0	0	1	127	510	797	879	903	910	910	910	910	910	910	910	910	910	910	910	910
(0.1%)	(0)	(0)	(1)	(140)	(560)	(876)	(966)	(992)	(1000)	(1000)	(1000)	(1000)	(1000)	(1000)	(1000)	(1000)	(1000)	(1000)	(1000)	(1000)

付表－5.17 b　波浮港　日平均有義波の波高・周期別度数分布表（春季）

HABU　KISYU USH KI HYO　73- 84　3- 5　DOSUU BUNPU HYO H3 T3

H \ T	SEION	3- 4	4- 5	5- 6	6- 7	7- 8	8- 9	9-10	10-11	11-12	12-13	13-14	14-15	15-16	16-17	17-18	18-19	19-	TOTAL	MICHO
SEION	0	0	0	0	0	0	0	0	0	0	0	0	0	0	0	0	0	0	0 (0)	0 (0)
0.25- 0.50	0	0	0	0	0	0	0	0	0	0	0	0	0	0	0	0	0	0	0 (0)	0 (0)
0.50- 0.75	0	0	0	1	9	8	0	0	0	0	0	0	0	0	0	0	0	0	18 (20)	18 (20)
0.75- 1.00	0	0	0	12	41	31	2	0	0	0	0	0	0	0	0	0	0	0	86 (97)	104 (117)
1.00- 1.25	0	0	0	22	79	47	11	2	1	0	0	0	0	0	0	0	0	0	162 (183)	266 (300)
1.25- 1.50	0	0	0	15	86	58	10	5	0	0	0	0	0	0	0	0	0	0	174 (196)	440 (496)
1.50- 1.75	0	0	0	4	48	59	26	3	0	1	0	0	0	0	0	0	0	0	141 (159)	581 (655)
1.75- 2.00	0	0	0	0	33	52	21	6	0	0	0	0	0	0	0	0	0	0	112 (126)	693 (781)
2.00- 2.50	0	0	0	1	18	60	25	9	2	0	1	0	0	0	0	0	0	0	116 (131)	809 (912)
2.50- 3.00	0	0	0	0	3	16	18	9	3	2	0	0	0	0	0	0	0	0	51 (57)	860 (970)
3.00- 3.50	0	0	0	0	0	5	10	4	0	1	1	0	0	0	0	0	0	0	21 (24)	881 (993)
3.50- 4.00	0	0	0	0	0	0	2	2	0	0	0	0	0	0	0	0	0	0	4 (5)	885 (998)
4.00- 4.50	0	0	0	0	0	0	1	1	0	0	0	0	0	0	0	0	0	0	2 (2)	887 (1000)
4.50- 5.00	0	0	0	0	0	0	0	0	0	0	0	0	0	0	0	0	0	0	0 (0)	887 (1000)
5.00- 5.50	0	0	0	0	0	0	0	0	0	0	0	0	0	0	0	0	0	0	0 (0)	887 (1000)
5.50- 6.00	0	0	0	0	0	0	0	0	0	0	0	0	0	0	0	0	0	0	0 (0)	887 (1000)
6.00- 6.50	0	0	0	0	0	0	0	0	0	0	0	0	0	0	0	0	0	0	0 (0)	887 (1000)
6.50- 7.00	0	0	0	0	0	0	0	0	0	0	0	0	0	0	0	0	0	0	0 (0)	887 (1000)
7.00- 8.00	0	0	0	0	0	0	0	0	0	0	0	0	0	0	0	0	0	0	0 (0)	887 (1000)
8.00- 9.00	0	0	0	0	0	0	0	0	0	0	0	0	0	0	0	0	0	0	0 (0)	887 (1000)
9.00-10.00	0	0	0	0	0	0	0	0	0	0	0	0	0	0	0	0	0	0	0 (0)	887 (1000)
10.00-11.00	0	0	0	0	0	0	0	0	0	0	0	0	0	0	0	0	0	0	0 (0)	887 (1000)
11.00-12.00	0	0	0	0	0	0	0	0	0	0	0	0	0	0	0	0	0	0	0 (0)	887 (1000)
12.00-	0	0	0	0	0	0	0	0	0	0	0	0	0	0	0	0	0	0	0 (0)	887 (1000)
TOTAL	0	0	0	55	317	336	126	41	6	4	2	0	0	0	0	0	0	0	887	887
(0.1%)	(0)	(0)	(0)	(62)	(357)	(379)	(142)	(46)	(7)	(5)	(2)	(0)	(0)	(0)	(0)	(0)	(0)	(0)	(1000)	(1000)
MICHO	0	0	0	55	372	708	834	875	881	885	887	887	887	887	887	887	887	887	887	887
(0.1%)	(0)	(0)	(0)	(62)	(419)	(798)	(940)	(986)	(993)	(998)	(1000)	(1000)	(1000)	(1000)	(1000)	(1000)	(1000)	(1000)	(1000)	(1000)

付表－5.17 c　波浮港　日平均有義波の波高・周期別度数分布表（夏季）

HABU KISYU USW KI HYO 73- 84 6- 8 DOSUU BUNPU HYO H3 T3

H \ T	SEION	3- 4	4- 5	5- 6	6- 7	7- 8	8- 9	9-10	10-11	11-12	12-13	13-14	14-15	15-16	16-17	17-18	18-19	19-	TOTAL	HICHO	TOTAL (0.1%)	HICHO (0.1%)
SEION	0	0	0	0	0	0	0	0	0	0	0	0	0	0	0	0	0	0	0	0	(0)	(0)
0.25- 0.50	0	0	0	0	0	0	0	0	0	0	0	0	0	0	0	0	0	0	0	0	(0)	(0)
0.50- 0.75	0	0	0	4	30	30	10	0	0	0	0	0	0	0	0	0	0	0	74	74	(79)	(79)
0.75- 1.00	0	0	0	14	76	86	36	3	0	0	0	0	0	0	0	0	0	0	215	289	(230)	(309)
1.00- 1.25	0	0	0	18	87	89	50	11	0	0	0	0	0	0	0	0	0	0	255	544	(273)	(582)
1.25- 1.50	0	0	0	7	49	61	31	11	3	0	0	0	0	0	0	0	0	0	162	706	(173)	(756)
1.50- 1.75	0	0	0	0	30	41	24	8	1	3	0	0	0	0	0	0	0	0	107	813	(115)	(870)
1.75- 2.00	0	0	0	0	10	11	10	5	4	1	1	0	0	0	0	0	0	0	42	855	(45)	(915)
2.00- 2.50	0	0	0	0	6	8	12	5	4	1	0	0	0	0	0	0	0	0	36	891	(39)	(954)
2.50- 3.00	0	0	0	0	2	6	7	3	4	2	0	0	0	0	0	0	0	0	24	915	(26)	(980)
3.00- 3.50	0	0	0	0	0	0	1	3	2	2	1	0	0	0	0	0	0	0	9	924	(10)	(989)
3.50- 4.00	0	0	0	0	0	0	1	3	2	0	0	0	0	0	0	0	0	0	6	930	(6)	(996)
4.00- 4.50	0	0	0	0	0	0	0	2	1	0	0	0	0	0	0	0	0	0	3	933	(3)	(999)
4.50- 5.00	0	0	0	0	0	0	0	0	0	0	0	0	0	0	0	0	0	0	0	933	(0)	(999)
5.00- 5.50	0	0	0	0	0	0	0	0	1	0	0	0	0	0	0	0	0	0	1	934	(1)	(1000)
5.50- 6.00	0	0	0	0	0	0	0	0	0	0	0	0	0	0	0	0	0	0	0	934	(0)	(1000)
6.00- 6.50	0	0	0	0	0	0	0	0	0	0	0	0	0	0	0	0	0	0	0	934	(0)	(1000)
6.50- 7.00	0	0	0	0	0	0	0	0	0	0	0	0	0	0	0	0	0	0	0	934	(0)	(1000)
7.00- 8.00	0	0	0	0	0	0	0	0	0	0	0	0	0	0	0	0	0	0	0	934	(0)	(1000)
8.00- 9.00	0	0	0	0	0	0	0	0	0	0	0	0	0	0	0	0	0	0	0	934	(0)	(1000)
9.00-10.00	0	0	0	0	0	0	0	0	0	0	0	0	0	0	0	0	0	0	0	934	(0)	(1000)
10.00-11.00	0	0	0	0	0	0	0	0	0	0	0	0	0	0	0	0	0	0	0	934	(0)	(1000)
11.00-12.00	0	0	0	0	0	0	0	0	0	0	0	0	0	0	0	0	0	0	0	934	(0)	(1000)
12.00-	0	0	0	0	0	0	0	0	0	0	0	0	0	0	0	0	0	0	0	934	(0)	(1000)
TOTAL	0	0	0	43	290	332	182	54	22	9	2	0	0	0	0	0	0	0	934	934		
(0.1%)	(0)	(0)	(0)	(46)	(310)	(355)	(195)	(58)	(24)	(10)	(2)	(0)	(0)	(0)	(0)	(0)	(0)	(0)	(1000)	(1000)		
HICHO	0	0	0	43	333	665	847	901	923	932	934	934	934	934	934	934	934	934	934	934		
(0.1%)	(0)	(0)	(0)	(46)	(357)	(712)	(907)	(965)	(988)	(998)	(1000)	(1000)	(1000)	(1000)	(1000)	(1000)	(1000)	(1000)	(1000)	(1000)		

付表－5.17 d　波浮港　日平均有義波の波高・周期別度数分布表（秋季）

HABU KISYU USW KI HYO 73- 84 9- 11 DOSUU BUNPU HYO H3 T3

H \ T	SEION	3- 4	4- 5	5- 6	6- 7	7- 8	8- 9	9-10	10-11	11-12	12-13	13-14	14-15	15-16	16-17	17-18	18-19	19-	TOTAL	HICHO	TOTAL (0.1%)	HICHO (0.1%)
SEION	0	0	0	0	0	0	0	0	0	0	0	0	0	0	0	0	0	0	0	0	(0)	(0)
0.25- 0.50	0	0	0	0	0	0	0	0	0	0	0	0	0	0	0	0	0	0	0	0	(0)	(0)
0.50- 0.75	0	0	0	5	11	11	0	0	0	0	0	0	0	0	0	0	0	0	27	27	(29)	(29)
0.75- 1.00	0	0	0	22	37	35	13	2	0	0	0	0	0	0	0	0	0	0	109	136	(115)	(144)
1.00- 1.25	0	0	1	23	52	65	11	7	1	0	0	0	0	0	0	0	0	0	160	296	(169)	(313)
1.25- 1.50	0	0	0	9	66	70	33	13	0	0	0	0	0	0	0	0	0	0	191	487	(202)	(515)
1.50- 1.75	0	0	0	2	46	45	32	14	1	1	0	0	0	0	0	0	0	0	141	628	(149)	(665)
1.75- 2.00	0	0	0	0	25	45	22	12	5	0	0	0	0	0	0	0	0	0	109	737	(115)	(780)
2.00- 2.50	0	0	0	0	8	32	42	25	11	4	0	0	0	0	0	0	0	0	122	859	(129)	(909)
2.50- 3.00	0	0	0	0	2	13	10	11	6	5	1	0	0	0	0	0	0	0	48	907	(51)	(960)
3.00- 3.50	0	0	0	0	0	2	2	6	4	4	0	1	0	0	0	0	0	0	19	926	(20)	(980)
3.50- 4.00	0	0	0	0	0	0	3	4	2	1	2	0	0	0	0	0	0	0	12	938	(13)	(993)
4.00- 4.50	0	0	0	0	0	0	0	1	0	0	1	1	0	0	0	0	0	0	3	941	(3)	(996)
4.50- 5.00	0	0	0	0	0	0	0	0	2	1	0	1	0	0	0	0	0	0	4	945	(4)	(1000)
5.00- 5.50	0	0	0	0	0	0	0	0	0	0	0	0	0	0	0	0	0	0	0	945	(0)	(1000)
5.50- 6.00	0	0	0	0	0	0	0	0	0	0	0	0	0	0	0	0	0	0	0	945	(0)	(1000)
6.00- 6.50	0	0	0	0	0	0	0	0	0	0	0	0	0	0	0	0	0	0	0	945	(0)	(1000)
6.50- 7.00	0	0	0	0	0	0	0	0	0	0	0	0	0	0	0	0	0	0	0	945	(0)	(1000)
7.00- 8.00	0	0	0	0	0	0	0	0	0	0	0	0	0	0	0	0	0	0	0	945	(0)	(1000)
8.00- 9.00	0	0	0	0	0	0	0	0	0	0	0	0	0	0	0	0	0	0	0	945	(0)	(1000)
9.00-10.00	0	0	0	0	0	0	0	0	0	0	0	0	0	0	0	0	0	0	0	945	(0)	(1000)
10.00-11.00	0	0	0	0	0	0	0	0	0	0	0	0	0	0	0	0	0	0	0	945	(0)	(1000)
11.00-12.00	0	0	0	0	0	0	0	0	0	0	0	0	0	0	0	0	0	0	0	945	(0)	(1000)
12.00-	0	0	0	0	0	0	0	0	0	0	0	0	0	0	0	0	0	0	0	945	(0)	(1000)
TOTAL	0	0	1	61	247	318	168	95	32	16	4	3	0	0	0	0	0	0	945	945		
(0.1%)	(0)	(0)	(1)	(65)	(261)	(337)	(178)	(101)	(34)	(17)	(4)	(3)	(0)	(0)	(0)	(0)	(0)	(0)	(1000)	(1000)		
HICHO	0	0	1	62	309	627	795	890	922	938	942	945	945	945	945	945	945	945	945	945		
(0.1%)	(0)	(0)	(1)	(66)	(327)	(663)	(841)	(942)	(976)	(993)	(997)	(1000)	(1000)	(1000)	(1000)	(1000)	(1000)	(1000)	(1000)	(1000)		

付表－5.17 e　波浮港　日平均有義波の波高・周期別度数分布表（通年）

KABU　NEN HYO　73- 4 - 84- 11　DOSUU BUNPU HYO

H \ T	SEION	3- 4	4- 5	5- 6	6- 7	KISYU 7- 8	USW 8- 9	9-10	10-11	11-12	12-13	13-14	14-15	15-16	16-17	17-18	18-19	19-	H3 T3 TOTAL	MICHO
SEION	0	0	0	0	0	0	0	0	0	0	0	0	0	0	0	0	0	0	0	0
																			(0)(	0)
0.25- 0.50	0	0	0	0	0	0	0	0	0	0	0	0	0	0	0	0	0	0	0	0
																			(0)(	0)
0.50- 0.75	0	0	0	12	52	50	10	0	0	0	0	0	0	0	0	0	0	0	124	124
																			(34)(	34)
0.75- 1.00	0	0	0	78	187	169	51	5	0	0	0	0	0	0	0	0	0	0	490	614
																			(133)(	167)
1.00- 1.25	0	0	2	95	317	239	85	21	3	0	0	0	0	0	0	0	0	0	742	1376
																			(207)(	374)
1.25- 1.50	0	0	0	70	289	251	90	32	3	0	0	0	0	0	0	0	0	0	735	2111
																			(200)(	574)
1.50- 1.75	0	0	0	24	208	202	100	28	2	5	0	0	0	0	0	0	0	0	569	2680
																			(155)(	729)
1.75- 2.00	0	0	0	4	111	145	64	28	12	1	1	0	0	0	0	0	0	0	366	3046
																			(100)(	829)
2.00- 2.50	0	0	0	2	63	156	93	47	17	5	1	0	0	0	0	0	0	0	384	3430
																			(104)(	933)
2.50- 3.00	0	0	0	0	10	51	43	25	14	9	1	0	0	0	0	0	0	0	153	3583
																			(42)(	975)
3.00- 3.50	0	0	0	0	0	10	14	13	6	7	2	1	0	0	0	0	0	0	53	3636
																			(14)(	989)
3.50- 4.00	0	0	0	0	0	0	7	11	6	1	2	0	0	0	0	0	0	0	27	3663
																			(7)(	996)
4.00- 4.50	0	0	0	0	0	0	1	4	1	0	1	1	0	0	0	0	0	0	8	3671
																			(2)(	999)
4.50- 5.00	0	0	0	0	0	0	0	0	2	1	0	1	0	0	0	0	0	0	4	3675
																			(1)(1000)	
5.00- 5.50	0	0	0	0	0	0	0	0	1	0	0	0	0	0	0	0	0	0	1	3676
																			(0)(1000)	
5.50- 6.00	0	0	0	0	0	0	0	0	0	0	0	0	0	0	0	0	0	0	0	3676
																			(0)(1000)	
6.00- 6.50	0	0	0	0	0	0	0	0	0	0	0	0	0	0	0	0	0	0	0	3676
																			(0)(1000)	
6.50- 7.00	0	0	0	0	0	0	0	0	0	0	0	0	0	0	0	0	0	0	0	3676
																			(0)(1000)	
7.00- 8.00	0	0	0	0	0	0	0	0	0	0	0	0	0	0	0	0	0	0	0	3676
																			(0)(1000)	
8.00- 9.00	0	0	0	0	0	0	0	0	0	0	0	0	0	0	0	0	0	0	0	3676
																			(0)(1000)	
9.00-10.00	0	0	0	0	0	0	0	0	0	0	0	0	0	0	0	0	0	0	0	3676
																			(0)(1000)	
10.00-11.00	0	0	0	0	0	0	0	0	0	0	0	0	0	0	0	0	0	0	0	3676
																			(0)(1000)	
11.00-12.00	0	0	0	0	0	0	0	0	0	0	0	0	0	0	0	0	0	0	0	3676
																			(0)(1000)	
12.00-	0	0	0	0	0	0	0	0	0	0	0	0	0	0	0	0	0	0	0	3676
																			(0)(1000)	
TOTAL	0	0	2	285	1237	1273	558	214	67	29	8	3	0	0	0	0	0	0	3676	3676
(0.1%)	(0)(	0)(	1)(	78)(	337)(	346)(	152)(	58)(	18)(	8)(	2)(	1)(	0)(	0)(	0)(	0)(	0)(	0)(	(1000)(1000)	
MICHO	0	0	2	287	1524	2797	3355	3569	3636	3665	3673	3676	3676	3676	3676	3676	3676	3676	3676	3676
(0.1%)	(0)(	0)(	1)(	78)(	415)(	761)(	913)(	971)(	989)(	997)(	999)(1000)(1000)(1000)(1000)(1000)(1000)(1000)(1000)(1000)									

付表－5.17 f　波浮港　日平均有義波の波高・周期別出現率表（通年）

KABU　NEN HYO　73- 4 - 84- 11　RITU BUNPU HYO

H \ T	SEION	3- 4	4- 5	5- 6	6- 7	KISYU 7- 8	USW 8- 9	9-10	10-11	11-12	12-13	13-14	14-15	15-16	16-17	17-18	18-19	19-	H3 T3 TOTAL	MICHO
SEION	0.	0.	0.	0.	0.	0.	0.	0.	0.	0.	0.	0.	0.	0.	0.	0.	0.	0.	0.	0.
																			(0)(	0)
0.25- 0.50	0.	0.	0.	0.	0.	0.	0.	0.	0.	0.	0.	0.	0.	0.	0.	0.	0.	0.	0.	0.
																			(0)(	0)
0.50- 0.75	0.	0.	0.	0.3	1.4	1.4	0.3	0.	0.	0.	0.	0.	0.	0.	0.	0.	0.	0.	3.4	3.4
																			(124)(	124)
0.75- 1.00	0.	0.	0.	2.1	5.1	4.6	1.4	0.1	0.	0.	0.	0.	0.	0.	0.	0.	0.	0.	13.3	16.7
																			(490)(	614)
1.00- 1.25	0.	0.	0.1	2.6	8.6	6.5	2.3	0.6	0.1	0.	0.	0.	0.	0.	0.	0.	0.	0.	20.7	37.4
																			(762)(	1376)
1.25- 1.50	0.	0.	0.	1.9	7.9	6.8	2.4	0.9	0.1	0.	0.	0.	0.	0.	0.	0.	0.	0.	20.0	57.4
																			(735)(	2111)
1.50- 1.75	0.	0.	0.	0.7	5.7	5.5	2.7	0.8	0.1	0.1	0.	0.	0.	0.	0.	0.	0.	0.	15.5	72.9
																			(569)(	2680)
1.75- 2.00	0.	0.	0.	0.1	3.0	3.9	1.7	0.8	0.3	0.0	0.0	0.	0.	0.	0.	0.	0.	0.	10.0	82.9
																			(366)(	3046)
2.00- 2.50	0.	0.	0.	0.1	1.7	4.2	2.5	1.3	0.5	0.1	0.0	0.	0.	0.	0.	0.	0.	0.	10.4	93.3
																			(384)(	3430)
2.50- 3.00	0.	0.	0.	0.	0.3	1.4	1.2	0.7	0.4	0.2	0.0	0.	0.	0.	0.	0.	0.	0.	4.2	97.5
																			(153)(	3583)
3.00- 3.50	0.	0.	0.	0.	0.	0.3	0.4	0.4	0.2	0.2	0.1	0.0	0.	0.	0.	0.	0.	0.	1.4	98.9
																			(53)(	3636)
3.50- 4.00	0.	0.	0.	0.	0.	0.	0.2	0.3	0.2	0.0	0.1	0.	0.	0.	0.	0.	0.	0.	0.7	99.6
																			(27)(	3663)
4.00- 4.50	0.	0.	0.	0.	0.	0.	0.0	0.1	0.0	0.	0.0	0.0	0.	0.	0.	0.	0.	0.	0.2	99.9
																			(8)(	3671)
4.50- 5.00	0.	0.	0.	0.	0.	0.	0.	0.	0.1	0.0	0.	0.0	0.	0.	0.	0.	0.	0.	0.1	100.0
																			(4)(	3675)
5.00- 5.50	0.	0.	0.	0.	0.	0.	0.	0.	0.0	0.	0.	0.	0.	0.	0.	0.	0.	0.	0.0	100.0
																			(1)(	3676)
5.50- 6.00	0.	0.	0.	0.	0.	0.	0.	0.	0.	0.	0.	0.	0.	0.	0.	0.	0.	0.	0.	100.0
																			(0)(	3676)
6.00- 6.50	0.	0.	0.	0.	0.	0.	0.	0.	0.	0.	0.	0.	0.	0.	0.	0.	0.	0.	0.	100.0
																			(0)(	3676)
6.50- 7.00	0.	0.	0.	0.	0.	0.	0.	0.	0.	0.	0.	0.	0.	0.	0.	0.	0.	0.	0.	100.0
																			(0)(	3676)
7.00- 8.00	0.	0.	0.	0.	0.	0.	0.	0.	0.	0.	0.	0.	0.	0.	0.	0.	0.	0.	0.	100.0
																			(0)(	3676)
8.00- 9.00	0.	0.	0.	0.	0.	0.	0.	0.	0.	0.	0.	0.	0.	0.	0.	0.	0.	0.	0.	100.0
																			(0)(	3676)
9.00-10.00	0.	0.	0.	0.	0.	0.	0.	0.	0.	0.	0.	0.	0.	0.	0.	0.	0.	0.	0.	100.0
																			(0)(	3676)
10.00-11.00	0.	0.	0.	0.	0.	0.	0.	0.	0.	0.	0.	0.	0.	0.	0.	0.	0.	0.	0.	100.0
																			(0)(	3676)
11.00-12.00	0.	0.	0.	0.	0.	0.	0.	0.	0.	0.	0.	0.	0.	0.	0.	0.	0.	0.	0.	100.0
																			(0)(	3676)
12.00-	0.	0.	0.	0.	0.	0.	0.	0.	0.	0.	0.	0.	0.	0.	0.	0.	0.	0.	0.	100.0
																			(0)(	3676)
TOTAL	0.	0.	0.1	7.8	33.7	34.6	15.2	5.8	1.8	0.8	0.2	0.1	0.	0.	0.	0.	0.	0.	100.0	100.0
	0	0	2	285	1237	1273	558	214	67	29	8	3	0	0	0	0	0	0	3676	3676
MICHO	0.	0.	0.1	7.8	41.5	76.1	91.3	97.1	98.9	99.7	99.9	100.0	100.0	100.0	100.0	100.0	100.0	100.0	100.0	100.0
	0	0	2	287	1524	2797	3355	3569	3636	3665	3673	3676	3676	3676	3676	3676	3676	3676	3676	3676

付表－5.18 a　潮岬　日平均有義波の波高・周期別度数分布表（冬季）

SHIONOMISAKI　　KISYU　　KI HYO　　70- 84　12- 2　　SOSUU BUNPU HYO

H \ T	SEION	3- 4	4- 5	5- 6	6- 7	7- 8	8- 9	9-10	10-11	11-12	12-13	13-14	14-15	15-16	16-17	17-18	18-19	19-	TOTAL	MICHO
SEION	4	1	0	2	2	14	52	111	83	34	13	1	0	0	0	0	0	0	317	317
																			(288)	(288)
0.25- 0.50	0	0	0	1	15	90	124	83	46	6	2	1	0	0	0	0	0	0	368	685
																			(335)	(623)
0.50- 0.75	0	0	0	0	42	78	37	10	5	0	0	0	0	0	0	0	0	0	172	857
																			(156)	(779)
0.75- 1.00	0	0	0	0	29	45	32	9	3	0	0	0	0	0	0	0	0	0	118	975
																			(107)	(886)
1.00- 1.25	0	0	0	0	7	26	14	6	3	0	0	0	0	0	0	0	0	0	56	1031
																			(51)	(937)
1.25- 1.50	0	0	0	0	6	12	14	5	0	0	0	0	0	0	0	0	0	0	37	1068
																			(34)	(971)
1.50- 1.75	0	0	0	0	3	5	5	0	0	0	0	0	0	0	0	0	0	0	13	1081
																			(12)	(983)
1.75- 2.00	0	0	0	0	0	4	7	0	0	0	0	0	0	0	0	0	0	0	11	1092
																			(10)	(993)
2.00- 2.50	0	0	0	0	0	2	2	1	1	0	0	0	0	0	0	0	0	0	6	1098
																			(5)	(998)
2.50- 3.00	0	0	0	0	0	1	0	0	0	0	0	0	0	0	0	0	0	0	1	1099
																			(1)	(999)
3.00- 3.50	0	0	0	0	0	0	0	0	0	0	0	0	0	0	0	0	0	0	0	1099
																			(0)	(999)
3.50- 4.00	0	0	0	0	0	0	0	0	0	0	0	0	0	0	0	0	0	0	0	1099
																			(0)	(999)
4.00- 4.50	0	0	0	0	0	0	1	0	0	0	0	0	0	0	0	0	0	0	1	1100
																			(1)	(1000)
4.50- 5.00	0	0	0	0	0	0	0	0	0	0	0	0	0	0	0	0	0	0	0	1100
																			(0)	(1000)
5.00- 5.50	0	0	0	0	0	0	0	0	0	0	0	0	0	0	0	0	0	0	0	1100
																			(0)	(1000)
5.50- 6.00	0	0	0	0	0	0	0	0	0	0	0	0	0	0	0	0	0	0	0	1100
																			(0)	(1000)
6.00- 6.50	0	0	0	0	0	0	0	0	0	0	0	0	0	0	0	0	0	0	0	1100
																			(0)	(1000)
6.50- 7.00	0	0	0	0	0	0	0	0	0	0	0	0	0	0	0	0	0	0	0	1100
																			(0)	(1000)
7.00- 8.00	0	0	0	0	0	0	0	0	0	0	0	0	0	0	0	0	0	0	0	1100
																			(0)	(1000)
8.00- 9.00	0	0	0	0	0	0	0	0	0	0	0	0	0	0	0	0	0	0	0	1100
																			(0)	(1000)
9.00-10.00	0	0	0	0	0	0	0	0	0	0	0	0	0	0	0	0	0	0	0	1100
																			(0)	(1000)
10.00-11.00	0	0	0	0	0	0	0	0	0	0	0	0	0	0	0	0	0	0	0	1100
																			(0)	(1000)
11.00-12.00	0	0	0	0	0	0	0	0	0	0	0	0	0	0	0	0	0	0	0	1100
																			(0)	(1000)
12.00-	0	0	0	0	0	0	0	0	0	0	0	0	0	0	0	0	0	0	0	1100
																			(0)	(1000)
TOTAL	4	1	0	3	104	277	288	225	141	40	15	2	0	0	0	0	0	0	1100	1100
(0.1%)	(4)	(1)	(0)	(3)	(95)	(252)	(262)	(205)	(128)	(36)	(14)	(2)	(0)	(0)	(0)	(0)	(0)	(0)	(1000)	(1000)
MICHO	4	5	5	8	112	389	677	902	1043	1083	1098	1100	1100	1100	1100	1100	1100	1100	1100	1100
(0.1%)	(4)	(5)	(5)	(7)	(102)	(354)	(615)	(820)	(948)	(985)	(998)	(1000)	(1000)	(1000)	(1000)	(1000)	(1000)	(1000)	(1000)	(1000)

付表－5.18 b　潮岬　日平均有義波の波高・周期別度数分布表（春季）

SHIONOMISAKI　　KISYU　　KI HYO　　71- 84　3- 5　　SOSUU BUNPU HYO

H \ T	SEION	3- 4	4- 5	5- 6	6- 7	7- 8	8- 9	9-10	10-11	11-12	12-13	13-14	14-15	15-16	16-17	17-18	18-19	19-	TOTAL	MICHO
SEION	24	4	1	7	2	12	49	142	93	26	11	0	0	0	0	0	0	0	391	391
																			(336)	(336)
0.25- 0.50	0	0	1	1	7	62	141	133	60	7	1	0	0	0	0	0	0	0	413	804
																			(353)	(687)
0.50- 0.75	0	0	2	1	4	60	51	15	9	5	3	0	0	0	0	0	0	0	150	954
																			(128)	(815)
0.75- 1.00	0	0	0	0	8	42	24	8	3	2	0	1	0	0	0	0	0	0	88	1042
																			(75)	(891)
1.00- 1.25	0	0	0	0	3	14	20	5	2	1	0	2	0	0	0	0	0	0	47	1089
																			(40)	(931)
1.25- 1.50	0	0	0	0	0	9	15	2	0	1	0	1	0	0	0	0	0	0	28	1117
																			(24)	(955)
1.50- 1.75	0	0	0	0	0	11	10	2	0	0	0	0	0	0	0	0	0	0	23	1140
																			(20)	(974)
1.75- 2.00	0	0	0	0	0	6	4	3	0	0	1	0	0	0	0	0	0	0	14	1154
																			(12)	(986)
2.00- 2.50	0	0	0	0	0	2	7	2	0	0	0	0	0	0	0	0	0	0	11	1165
																			(9)	(996)
2.50- 3.00	0	0	0	0	0	0	1	2	0	0	0	0	0	0	0	0	0	0	3	1168
																			(3)	(998)
3.00- 3.50	0	0	0	0	0	0	0	2	0	0	0	0	0	0	0	0	0	0	2	1170
																			(2)	(1000)
3.50- 4.00	0	0	0	0	0	0	0	0	0	0	0	0	0	0	0	0	0	0	0	1170
																			(0)	(1000)
4.00- 4.50	0	0	0	0	0	0	0	0	0	0	0	0	0	0	0	0	0	0	0	1170
																			(0)	(1000)
4.50- 5.00	0	0	0	0	0	0	0	0	0	0	0	0	0	0	0	0	0	0	0	1170
																			(0)	(1000)
5.00- 5.50	0	0	0	0	0	0	0	0	0	0	0	0	0	0	0	0	0	0	0	1170
																			(0)	(1000)
5.50- 6.00	0	0	0	0	0	0	0	0	0	0	0	0	0	0	0	0	0	0	0	1170
																			(0)	(1000)
6.00- 6.50	0	0	0	0	0	0	0	0	0	0	0	0	0	0	0	0	0	0	0	1170
																			(0)	(1000)
6.50- 7.00	0	0	0	0	0	0	0	0	0	0	0	0	0	0	0	0	0	0	0	1170
																			(0)	(1000)
7.00- 8.00	0	0	0	0	0	0	0	0	0	0	0	0	0	0	0	0	0	0	0	1170
																			(0)	(1000)
8.00- 9.00	0	0	0	0	0	0	0	0	0	0	0	0	0	0	0	0	0	0	0	1170
																			(0)	(1000)
9.00-10.00	0	0	0	0	0	0	0	0	0	0	0	0	0	0	0	0	0	0	0	1170
																			(0)	(1000)
10.00-11.00	0	0	0	0	0	0	0	0	0	0	0	0	0	0	0	0	0	0	0	1170
																			(0)	(1000)
11.00-12.00	0	0	0	0	0	0	0	0	0	0	0	0	0	0	0	0	0	0	0	1170
																			(0)	(1000)
12.00-	0	0	0	0	0	0	0	0	0	0	0	0	0	0	0	0	0	0	0	1170
																			(0)	(1000)
TOTAL	24	4	4	9	24	218	342	316	167	42	16	4	0	0	0	0	0	0	1170	1170
(0.1%)	(21)	(3)	(3)	(8)	(21)	(186)	(292)	(270)	(143)	(36)	(14)	(3)	(0)	(0)	(0)	(0)	(0)	(0)	(1000)	(1000)
MICHO	24	28	32	41	65	283	625	941	1108	1150	1166	1170	1170	1170	1170	1170	1170	1170	1170	1170
(0.1%)	(21)	(24)	(27)	(35)	(56)	(242)	(534)	(804)	(947)	(983)	(997)	(1000)	(1000)	(1000)	(1000)	(1000)	(1000)	(1000)	(1000)	(1000)

付表－5.18 c　潮岬　日平均有義波の波高・周期別度数分布表（夏季）

SHIONOMISAKI　　KI HYO　　70- 84　6- 8　　SOSUU BUNPU HYO

H \ T	SEION	3- 4	4- 5	5- 6	6- 7	7- 8	8- 9	9-10	10-11	11-12	12-13	13-14	14-15	15-16	16-17	17-18	18-19	19-	H3 TOTAL	T3 MICHO
	KISYU						FW													
SEION	7	2	2	0	1	19	64	87	64	23	1	0	0	0	0	0	0	0	270	270
0.25- 0.50	0	0	0	0	5	77	134	82	21	5	2	2	0	0	0	0	0	0	(251) 325	(251) 595
0.50- 0.75	0	0	0	0	17	48	63	32	18	4	2	0	0	0	0	0	0	0	(302) 184	(553) 779
0.75- 1.00	0	0	0	0	7	35	27	30	18	4	3	1	0	0	0	0	0	0	(171) 125	(725) 904
1.00- 1.25	0	0	0	0	2	9	19	8	5	11	5	0	0	0	0	0	0	0	(116) 59	(841) 963
1.25- 1.50	0	0	0	0	2	7	4	2	4	8	3	1	0	0	0	0	0	0	(55) 31	(896) 994
1.50- 1.75	0	0	0	0	0	4	6	2	4	7	3	0	0	0	0	0	0	0	(29) 26	(925) 1020
1.75- 2.00	0	0	0	0	0	1	1	1	2	3	3	4	0	0	0	0	0	0	(24) 15	(949) 1035
2.00- 2.50	0	0	0	0	0	3	3	3	1	4	7	2	2	0	0	0	0	0	(14) 25	(963) 1060
2.50- 3.00	0	0	0	0	0	0	0	2	0	1	4	0	1	0	0	0	0	0	(23) 8	(986) 1068
3.00- 3.50	0	0	0	0	0	0	0	0	0	0	3	1	1	0	0	0	0	0	(7) 5	(993) 1073
3.50- 4.00	0	0	0	0	0	0	0	0	0	0	0	0	0	0	0	0	0	0	(5) 0	(998) 1073
4.00- 4.50	0	0	0	0	0	0	0	0	0	0	0	0	0	0	0	0	0	0	(0) 0	(998) 1073
4.50- 5.00	0	0	0	0	0	0	0	0	0	0	0	1	0	0	0	0	0	0	(0) 1	(998) 1074
5.00- 5.50	0	0	0	0	0	0	0	0	0	0	1	0	0	0	0	0	0	0	(1) 1	(999) 1075
5.50- 6.00	0	0	0	0	0	0	0	0	0	0	0	0	0	0	0	0	0	0	(1) 0	(1000) 1075
6.00- 6.50	0	0	0	0	0	0	0	0	0	0	0	0	0	0	0	0	0	0	(0) 0	(1000) 1075
6.50- 7.00	0	0	0	0	0	0	0	0	0	0	0	0	0	0	0	0	0	0	(0) 0	(1000) 1075
7.00- 8.00	0	0	0	0	0	0	0	0	0	0	0	0	0	0	0	0	0	0	(0) 0	(1000) 1075
8.00- 9.00	0	0	0	0	0	0	0	0	0	0	0	0	0	0	0	0	0	0	(0) 0	(1000) 1075
9.00-10.00	0	0	0	0	0	0	0	0	0	0	0	0	0	0	0	0	0	0	(0) 0	(1000) 1075
10.00-11.00	0	0	0	0	0	0	0	0	0	0	0	0	0	0	0	0	0	0	(0) 0	(1000) 1075
11.00-12.00	0	0	0	0	0	0	0	0	0	0	0	0	0	0	0	0	0	0	(0) 0	(1000) 1075
12.00-	0	0	0	0	0	0	0	0	0	0	0	0	0	0	0	0	0	0	(0) 0	(1000) 1075
TOTAL	7	2	2	0	34	203	318	249	137	70	37	12	4	0	0	0	0	0	1075	1075
(0.1%)	(7)	(2)	(2)	(0)	(32)	(189)	(296)	(232)	(127)	(65)	(34)	(11)	(4)	(0)	(0)	(0)	(0)	(0)	(1000)	(1000)
MICHO	7	9	11	11	45	248	566	815	952	1022	1059	1071	1075	1075	1075	1075	1075	1075	1075	1075
(0.1%)	(7)	(8)	(10)	(10)	(42)	(231)	(527)	(758)	(886)	(951)	(985)	(996)	(1000)	(1000)	(1000)	(1000)	(1000)	(1000)	(1000)	(1000)

付表－5.18 d　潮岬　日平均有義波の波高・周期別度数分布表（秋季）

SHIONOMISAKI　　KI HYO　　70- 84　9- 11　　SOSUU BUNPU HYO

H \ T	SEION	3- 4	4- 5	5- 6	6- 7	7- 8	8- 9	9-10	10-11	11-12	12-13	13-14	14-15	15-16	16-17	17-18	18-19	19-	H3 TOTAL	T3 MICHO
	KISYU						FW													
SEION	14	2	1	4	2	14	49	128	140	53	8	1	0	0	0	0	0	0	416	416
0.25- 0.50	0	0	0	0	4	46	75	99	80	24	10	3	0	0	0	0	0	0	(386) 341	(386) 757
0.50- 0.75	0	0	0	0	10	28	16	28	14	11	13	3	0	0	0	0	0	0	(316) 123	(702) 880
0.75- 1.00	0	0	0	0	6	17	11	4	11	5	14	2	2	0	0	0	0	0	(114) 79	(816) 959
1.00- 1.25	0	0	0	0	3	8	7	3	11	5	5	3	0	0	0	0	0	0	(73) 45	(889) 1004
1.25- 1.50	0	0	0	0	1	12	0	0	5	4	4	3	1	0	0	0	0	0	(42) 30	(930) 1034
1.50- 1.75	0	0	0	0	0	2	2	1	3	3	3	0	0	0	0	0	0	0	(28) 14	(958) 1048
1.75- 2.00	0	0	0	0	0	3	2	1	1	0	2	2	0	1	0	0	0	0	(13) 12	(971) 1060
2.00- 2.50	0	0	0	0	0	0	1	0	2	2	3	2	0	1	0	0	0	0	(11) 11	(982) 1071
2.50- 3.00	0	0	0	0	0	0	0	0	0	0	2	0	0	0	0	0	0	0	(10) 2	(993) 1073
3.00- 3.50	0	0	0	0	0	0	0	0	1	1	1	0	0	0	0	0	0	0	(2) 3	(994) 1076
3.50- 4.00	0	0	0	0	0	0	0	0	0	0	1	1	0	1	0	0	0	0	(3) 3	(997) 1079
4.00- 4.50	0	0	0	0	0	0	0	0	0	0	0	0	0	0	0	0	0	0	(3) 0	(1000) 1079
4.50- 5.00	0	0	0	0	0	0	0	0	0	0	0	0	0	0	0	0	0	0	(0) 0	(1000) 1079
5.00- 5.50	0	0	0	0	0	0	0	0	0	0	0	0	0	0	0	0	0	0	(0) 0	(1000) 1079
5.50- 6.00	0	0	0	0	0	0	0	0	0	0	0	0	0	0	0	0	0	0	(0) 0	(1000) 1079
6.00- 6.50	0	0	0	0	0	0	0	0	0	0	0	0	0	0	0	0	0	0	(0) 0	(1000) 1079
6.50- 7.00	0	0	0	0	0	0	0	0	0	0	0	0	0	0	0	0	0	0	(0) 0	(1000) 1079
7.00- 8.00	0	0	0	0	0	0	0	0	0	0	0	0	0	0	0	0	0	0	(0) 0	(1000) 1079
8.00- 9.00	0	0	0	0	0	0	0	0	0	0	0	0	0	0	0	0	0	0	(0) 0	(1000) 1079
9.00-10.00	0	0	0	0	0	0	0	0	0	0	0	0	0	0	0	0	0	0	(0) 0	(1000) 1079
10.00-11.00	0	0	0	0	0	0	0	0	0	0	0	0	0	0	0	0	0	0	(0) 0	(1000) 1079
11.00-12.00	0	0	0	0	0	0	0	0	0	0	0	0	0	0	0	0	0	0	(0) 0	(1000) 1079
12.00-	0	0	0	0	0	0	0	0	0	0	0	0	0	0	0	0	0	0	(0) 0	(1000) 1079
TOTAL	14	2	1	4	26	130	163	266	268	108	66	25	3	3	0	0	0	0	1079	1079
(0.1%)	(13)	(2)	(1)	(4)	(24)	(120)	(151)	(247)	(248)	(100)	(61)	(23)	(3)	(3)	(0)	(0)	(0)	(0)	(1000)	(1000)
MICHO	14	16	17	21	47	177	340	606	874	982	1048	1073	1076	1079	1079	1079	1079	1079	1079	1079
(0.1%)	(13)	(15)	(16)	(19)	(44)	(164)	(315)	(562)	(810)	(910)	(971)	(994)	(997)	(1000)	(1000)	(1000)	(1000)	(1000)	(1000)	(1000)

付表－5.18 e　潮岬　日平均有義波の波高・周期別度数分布表（通年）

SHIONOMISAKI　　NEN HYO　　70- 8 - 84- 12　　BOSUU BUNPU HYO

H \ T	SEION	3- 4	4- 5	5- 6	6- 7	KISYU 7- 8	PW 8- 9	9-10	10-11	11-12	12-13	13-14	14-15	15-16	16-17	17-18	18-19	19-	N3	T3 TOTAL	MICHO
SEION	49	9	4	13	8	60	237	473	384	136	33	2	0	0	0	0	0	0	1408	1408	
																			(316)	(316)	
0.25- 0.50	0	0	1	2	34	278	473	397	208	42	15	6	0	0	0	0	0	0	1456	2864	
																			(327)	(643)	
0.50- 0.75	0	0	2	1	75	215	167	86	47	20	18	3	0	0	0	0	0	0	634	3498	
																			(142)	(786)	
0.75- 1.00	0	0	0	0	51	139	94	53	35	11	17	9	2	0	0	0	0	0	411	3909	
																			(92)	(878)	
1.00- 1.25	0	0	0	0	15	57	60	22	21	17	10	5	0	0	0	0	0	0	207	4116	
																			(46)	(924)	
1.25- 1.50	0	0	0	0	9	40	33	9	9	13	7	5	1	0	0	0	0	0	126	4242	
																			(28)	(953)	
1.50- 1.75	0	0	0	0	3	22	23	5	7	10	6	0	0	0	0	0	0	0	76	4318	
																			(17)	(970)	
1.75- 2.00	0	0	0	0	0	14	14	5	3	3	6	6	0	1	0	0	0	0	52	4370	
																			(12)	(981)	
2.00- 2.50	0	0	0	0	0	7	13	6	4	6	10	4	2	1	0	0	0	0	53	4423	
																			(12)	(993)	
2.50- 3.00	0	0	0	0	0	1	1	4	0	1	6	0	1	0	0	0	0	0	14	4437	
																			(3)	(996)	
3.00- 3.50	0	0	0	0	0	0	0	2	1	1	4	1	1	0	0	0	0	0	10	4447	
																			(2)	(999)	
3.50- 4.00	0	0	0	0	0	0	0	0	0	0	1	1	0	1	0	0	0	0	3	4450	
																			(1)	(999)	
4.00- 4.50	0	0	0	0	0	0	1	0	0	0	0	0	0	0	0	0	0	0	1	4451	
																			(0)	(1000)	
4.50- 5.00	0	0	0	0	0	0	0	0	0	0	0	1	0	0	0	0	0	0	1	4452	
																			(0)	(1000)	
5.00- 5.50	0	0	0	0	0	0	0	0	0	0	1	0	0	0	0	0	0	0	1	4453	
																			(0)	(1000)	
5.50- 6.00	0	0	0	0	0	0	0	0	0	0	0	0	0	0	0	0	0	0	0	4453	
																			(0)	(1000)	
6.00- 6.50	0	0	0	0	0	0	0	0	0	0	0	0	0	0	0	0	0	0	0	4453	
																			(0)	(1000)	
6.50- 7.00	0	0	0	0	0	0	0	0	0	0	0	0	0	0	0	0	0	0	0	4453	
																			(0)	(1000)	
7.00- 8.00	0	0	0	0	0	0	0	0	0	0	0	0	0	0	0	0	0	0	0	4453	
																			(0)	(1000)	
8.00- 9.00	0	0	0	0	0	0	0	0	0	0	0	0	0	0	0	0	0	0	0	4453	
																			(0)	(1000)	
9.00-10.00	0	0	0	0	0	0	0	0	0	0	0	0	0	0	0	0	0	0	0	4453	
																			(0)	(1000)	
10.00-11.00	0	0	0	0	0	0	0	0	0	0	0	0	0	0	0	0	0	0	0	4453	
																			(0)	(1000)	
11.00-12.00	0	0	0	0	0	0	0	0	0	0	0	0	0	0	0	0	0	0	0	4453	
																			(0)	(1000)	
12.00-	0	0	0	0	0	0	0	0	0	0	0	0	0	0	0	0	0	0	0	4453	
																			(0)	(1000)	
TOTAL	49	9	7	16	195	833	1116	1062	719	260	134	43	7	3	0	0	0	0	4453	4453	
	(0.1%)	(11)	(2)	(2)	(4)	(44)	(187)	(251)	(238)	(161)	(58)	(30)	(10)	(2)	(1)	(0)	(0)	(0)	(0)	(1000)	(1000)
MICHO	49	58	65	81	276	1109	2225	3287	4006	4266	4400	4443	4450	4453	4453	4453	4453	4453	4453	4453	4453
	(0.1%)	(11)	(13)	(15)	(18)	(62)	(249)	(500)	(738)	(900)	(958)	(988)	(998)	(999)	(1000)	(1000)	(1000)	(1000)	(1000)	(1000)	(1000)

付表－5.18 f　潮岬　日平均有義波の波高・周期別出現率表（通年）

SHIONOMISAKI　　NEN HYO　　70- 8 - 84- 12　　RITU BUNPU HYO

H \ T	SEION	3- 4	4- 5	5- 6	6- 7	KISYU 7- 8	PW 8- 9	9-10	10-11	11-12	12-13	13-14	14-15	15-16	16-17	17-18	18-19	19-	N3	T3 TOTAL	MICHO
SEION	1.1	0.2	0.1	0.3	0.2	1.3	5.3	10.6	8.6	3.1	0.7	0.0	0.	0.	0.	0.	0.	0.	31.6	31.6	
																			(1408)	(1408)	
0.25- 0.50	0.	0.	0.0	0.0	0.8	4.2	10.6	8.9	4.7	0.9	0.3	0.1	0.	0.	0.	0.	0.	0.	32.7	64.3	
																			(1456)	(2864)	
0.50- 0.75	0.	0.	0.0	0.0	1.7	4.8	3.8	1.9	1.1	0.4	0.4	0.1	0.	0.	0.	0.	0.	0.	14.2	78.6	
																			(634)	(3498)	
0.75- 1.00	0.	0.	0.	0.	1.1	3.1	2.1	1.2	0.8	0.2	0.4	0.2	0.0	0.	0.	0.	0.	0.	9.2	87.8	
																			(411)	(3909)	
1.00- 1.25	0.	0.	0.	0.	0.3	1.3	1.3	0.5	0.5	0.4	0.2	0.1	0.	0.	0.	0.	0.	0.	4.6	92.4	
																			(207)	(4116)	
1.25- 1.50	0.	0.	0.	0.	0.2	0.9	0.7	0.2	0.2	0.3	0.2	0.1	0.0	0.	0.	0.	0.	0.	2.8	95.3	
																			(126)	(4242)	
1.50- 1.75	0.	0.	0.	0.	0.1	0.5	0.5	0.1	0.2	0.2	0.1	0.	0.	0.	0.	0.	0.	0.	1.7	97.0	
																			(76)	(4318)	
1.75- 2.00	0.	0.	0.	0.	0.	0.3	0.3	0.1	0.1	0.1	0.1	0.1	0.	0.0	0.	0.	0.	0.	1.2	98.1	
																			(52)	(4370)	
2.00- 2.50	0.	0.	0.	0.	0.	0.2	0.3	0.1	0.1	0.1	0.2	0.1	0.0	0.0	0.	0.	0.	0.	1.2	99.3	
																			(53)	(4423)	
2.50- 3.00	0.	0.	0.	0.	0.	0.0	0.0	0.1	0.	0.0	0.1	0.	0.0	0.	0.	0.	0.	0.	0.3	99.6	
																			(14)	(4437)	
3.00- 3.50	0.	0.	0.	0.	0.	0.	0.	0.0	0.0	0.0	0.1	0.0	0.0	0.	0.	0.	0.	0.	0.2	99.9	
																			(10)	(4447)	
3.50- 4.00	0.	0.	0.	0.	0.	0.	0.	0.	0.	0.	0.0	0.0	0.	0.0	0.	0.	0.	0.	0.1	99.9	
																			(3)	(4450)	
4.00- 4.50	0.	0.	0.	0.	0.	0.	0.0	0.	0.	0.	0.	0.	0.	0.	0.	0.	0.	0.	0.0	100.0	
																			(1)	(4451)	
4.50- 5.00	0.	0.	0.	0.	0.	0.	0.	0.	0.	0.	0.	0.0	0.	0.	0.	0.	0.	0.	0.0	100.0	
																			(1)	(4452)	
5.00- 5.50	0.	0.	0.	0.	0.	0.	0.	0.	0.	0.	0.0	0.	0.	0.	0.	0.	0.	0.	0.0	100.0	
																			(1)	(4453)	
5.50- 6.00	0.	0.	0.	0.	0.	0.	0.	0.	0.	0.	0.	0.	0.	0.	0.	0.	0.	0.	0.	100.0	
																			(0)	(4453)	
6.00- 6.50	0.	0.	0.	0.	0.	0.	0.	0.	0.	0.	0.	0.	0.	0.	0.	0.	0.	0.	0.	100.0	
																			(0)	(4453)	
6.50- 7.00	0.	0.	0.	0.	0.	0.	0.	0.	0.	0.	0.	0.	0.	0.	0.	0.	0.	0.	0.	100.0	
																			(0)	(4453)	
7.00- 8.00	0.	0.	0.	0.	0.	0.	0.	0.	0.	0.	0.	0.	0.	0.	0.	0.	0.	0.	0.	100.0	
																			(0)	(4453)	
8.00- 9.00	0.	0.	0.	0.	0.	0.	0.	0.	0.	0.	0.	0.	0.	0.	0.	0.	0.	0.	0.	100.0	
																			(0)	(4453)	
9.00-10.00	0.	0.	0.	0.	0.	0.	0.	0.	0.	0.	0.	0.	0.	0.	0.	0.	0.	0.	0.	100.0	
																			(0)	(4453)	
10.00-11.00	0.	0.	0.	0.	0.	0.	0.	0.	0.	0.	0.	0.	0.	0.	0.	0.	0.	0.	0.	100.0	
																			(0)	(4453)	
11.00-12.00	0.	0.	0.	0.	0.	0.	0.	0.	0.	0.	0.	0.	0.	0.	0.	0.	0.	0.	0.	100.0	
																			(0)	(4453)	
12.00-	0.	0.	0.	0.	0.	0.	0.	0.	0.	0.	0.	0.	0.	0.	0.	0.	0.	0.	0.	100.0	
																			(0)	(4453)	
TOTAL	1.1	0.2	0.2	0.4	4.4	18.7	25.1	23.8	16.1	5.8	3.0	1.0	0.2	0.1	0.	0.	0.	0.	100.0	100.0	
	49	9	7	16	195	833	1116	1062	719	260	134	43	7	3	0	0	0	0	4453	4453	
MICHO	1.1	1.3	1.5	1.8	6.2	24.9	50.0	73.8	90.0	95.8	98.8	99.8	99.9	100.0	100.0	100.0	100.0	100.0	100.0	100.0	100.0
	49	58	65	81	276	1109	2225	3287	4006	4266	4400	4443	4450	4453	4453	4453	4453	4453	4453	4453	4453

付表－5.19 a　高知沖　日平均有義波の波高・周期別度数分布表（冬季）

KOOCHI　KISYU　AW　KI　HYO　80- 84　12- 2　BOSUU BUNPU HYO　H3 T3

H \ T	SEION	3- 4	4- 5	5- 6	6- 7	7- 8	8- 9	9-10	10-11	11-12	12-13	13-14	14-15	15-16	16-17	17-18	18-19	19-	TOTAL	MICHO
SEION	0	0	0	4	6	4	0	1	0	0	0	0	0	0	0	0	0	0	15	15
																			(58)	(58)
0.25- 0.50	0	0	5	35	42	30	27	7	3	2	0	0	0	0	0	0	0	0	151	166
																			(588)	(646)
0.50- 0.75	0	0	3	13	8	11	10	8	1	0	0	0	0	0	0	0	0	0	54	220
																			(210)	(856)
0.75- 1.00	0	0	0	1	8	4	4	2	2	0	0	0	0	0	0	0	0	0	23	243
																			(89)	(946)
1.00- 1.25	0	0	0	1	0	4	0	1	1	0	0	0	0	0	0	0	0	0	7	250
																			(27)	(973)
1.25- 1.50	0	0	0	0	3	0	2	0	0	0	0	0	0	0	0	0	0	0	5	255
																			(19)	(992)
1.50- 1.75	0	0	0	0	0	0	1	0	0	0	0	0	0	0	0	0	0	0	1	256
																			(4)	(996)
1.75- 2.00	0	0	0	0	0	0	0	1	0	0	0	0	0	0	0	0	0	0	1	257
																			(4)	(1000)
2.00- 2.50	0	0	0	0	0	0	0	0	0	0	0	0	0	0	0	0	0	0	0	257
																			(0)	(1000)
2.50- 3.00	0	0	0	0	0	0	0	0	0	0	0	0	0	0	0	0	0	0	0	257
																			(0)	(1000)
3.00- 3.50	0	0	0	0	0	0	0	0	0	0	0	0	0	0	0	0	0	0	0	257
																			(0)	(1000)
3.50- 4.00	0	0	0	0	0	0	0	0	0	0	0	0	0	0	0	0	0	0	0	257
																			(0)	(1000)
4.00- 4.50	0	0	0	0	0	0	0	0	0	0	0	0	0	0	0	0	0	0	0	257
																			(0)	(1000)
4.50- 5.00	0	0	0	0	0	0	0	0	0	0	0	0	0	0	0	0	0	0	0	257
																			(0)	(1000)
5.00- 5.50	0	0	0	0	0	0	0	0	0	0	0	0	0	0	0	0	0	0	0	257
																			(0)	(1000)
5.50- 6.00	0	0	0	0	0	0	0	0	0	0	0	0	0	0	0	0	0	0	0	257
																			(0)	(1000)
6.00- 6.50	0	0	0	0	0	0	0	0	0	0	0	0	0	0	0	0	0	0	0	257
																			(0)	(1000)
6.50- 7.00	0	0	0	0	0	0	0	0	0	0	0	0	0	0	0	0	0	0	0	257
																			(0)	(1000)
7.00- 8.00	0	0	0	0	0	0	0	0	0	0	0	0	0	0	0	0	0	0	0	257
																			(0)	(1000)
8.00- 9.00	0	0	0	0	0	0	0	0	0	0	0	0	0	0	0	0	0	0	0	257
																			(0)	(1000)
9.00-10.00	0	0	0	0	0	0	0	0	0	0	0	0	0	0	0	0	0	0	0	257
																			(0)	(1000)
10.00-11.00	0	0	0	0	0	0	0	0	0	0	0	0	0	0	0	0	0	0	0	257
																			(0)	(1000)
11.00-12.00	0	0	0	0	0	0	0	0	0	0	0	0	0	0	0	0	0	0	0	257
																			(0)	(1000)
12.00-	0	0	0	0	0	0	0	0	0	0	0	0	0	0	0	0	0	0	0	257
																			(0)	(1000)
TOTAL	0	0	8	54	67	55	44	20	7	2	0	0	0	0	0	0	0	0	257	257
(0.1%)	(0)	(0)	(31)	(210)	(261)	(214)	(171)	(78)	(27)	(8)	(0)	(0)	(0)	(0)	(0)	(0)	(0)	(0)	(1000)	(1000)
MICHO	0	0	8	62	129	184	228	248	255	257	257	257	257	257	257	257	257	257	257	257
(0.1%)	(0)	(0)	(31)	(241)	(502)	(716)	(887)	(965)	(992)	(1000)	(1000)	(1000)	(1000)	(1000)	(1000)	(1000)	(1000)	(1000)	(1000)	(1000)

付表－5.19 b　高知沖　日平均有義波の波高・周期別度数分布表（春季）

KOOCHI　KISYU　AW　KI　HYO　81- 84　3- 5　BOSUU BUNPU HYO　H3 T3

H \ T	SEION	3- 4	4- 5	5- 6	6- 7	7- 8	8- 9	9-10	10-11	11-12	12-13	13-14	14-15	15-16	16-17	17-18	18-19	19-	TOTAL	MICHO
SEION	0	0	0	0	0	0	0	0	0	0	0	0	0	0	0	0	0	0	0	0
																			(0)	(0)
0.25- 0.50	0	0	0	2	14	33	20	5	0	0	0	0	0	0	0	0	0	0	74	74
																			(262)	(262)
0.50- 0.75	0	0	0	2	23	30	16	4	0	0	0	0	0	0	0	0	0	0	75	149
																			(266)	(528)
0.75- 1.00	0	0	0	4	18	17	15	1	0	2	0	0	0	0	0	0	0	0	57	206
																			(202)	(730)
1.00- 1.25	0	0	0	1	6	8	6	2	0	0	0	0	0	0	0	0	0	0	23	229
																			(82)	(812)
1.25- 1.50	0	0	0	0	1	12	3	1	1	0	0	0	0	0	0	0	0	0	18	247
																			(64)	(876)
1.50- 1.75	0	0	0	0	0	5	4	0	1	0	0	0	0	0	0	0	0	0	10	257
																			(35)	(911)
1.75- 2.00	0	0	0	0	1	2	6	3	3	0	0	0	0	0	0	0	0	0	15	272
																			(53)	(965)
2.00- 2.50	0	0	0	0	0	3	2	0	1	0	0	0	0	0	0	0	0	0	6	278
																			(21)	(986)
2.50- 3.00	0	0	0	0	0	0	3	0	0	0	0	0	0	0	0	0	0	0	3	281
																			(11)	(996)
3.00- 3.50	0	0	0	0	0	0	1	0	0	0	0	0	0	0	0	0	0	0	1	282
																			(4)	(1000)
3.50- 4.00	0	0	0	0	0	0	0	0	0	0	0	0	0	0	0	0	0	0	0	282
																			(0)	(1000)
4.00- 4.50	0	0	0	0	0	0	0	0	0	0	0	0	0	0	0	0	0	0	0	282
																			(0)	(1000)
4.50- 5.00	0	0	0	0	0	0	0	0	0	0	0	0	0	0	0	0	0	0	0	282
																			(0)	(1000)
5.00- 5.50	0	0	0	0	0	0	0	0	0	0	0	0	0	0	0	0	0	0	0	282
																			(0)	(1000)
5.50- 6.00	0	0	0	0	0	0	0	0	0	0	0	0	0	0	0	0	0	0	0	282
																			(0)	(1000)
6.00- 6.50	0	0	0	0	0	0	0	0	0	0	0	0	0	0	0	0	0	0	0	282
																			(0)	(1000)
6.50- 7.00	0	0	0	0	0	0	0	0	0	0	0	0	0	0	0	0	0	0	0	282
																			(0)	(1000)
7.00- 8.00	0	0	0	0	0	0	0	0	0	0	0	0	0	0	0	0	0	0	0	282
																			(0)	(1000)
8.00- 9.00	0	0	0	0	0	0	0	0	0	0	0	0	0	0	0	0	0	0	0	282
																			(0)	(1000)
9.00-10.00	0	0	0	0	0	0	0	0	0	0	0	0	0	0	0	0	0	0	0	282
																			(0)	(1000)
10.00-11.00	0	0	0	0	0	0	0	0	0	0	0	0	0	0	0	0	0	0	0	282
																			(0)	(1000)
11.00-12.00	0	0	0	0	0	0	0	0	0	0	0	0	0	0	0	0	0	0	0	282
																			(0)	(1000)
12.00-	0	0	0	0	0	0	0	0	0	0	0	0	0	0	0	0	0	0	0	282
																			(0)	(1000)
TOTAL	0	0	0	9	63	110	76	16	6	2	0	0	0	0	0	0	0	0	282	282
(0.1%)	(0)	(0)	(0)	(32)	(223)	(390)	(270)	(57)	(21)	(7)	(0)	(0)	(0)	(0)	(0)	(0)	(0)	(0)	(1000)	(1000)
MICHO	0	0	0	9	72	182	258	274	280	282	282	282	282	282	282	282	282	282	282	282
(0.1%)	(0)	(0)	(0)	(32)	(255)	(645)	(915)	(972)	(993)	(1000)	(1000)	(1000)	(1000)	(1000)	(1000)	(1000)	(1000)	(1000)	(1000)	(1000)

付表－5.19 c　高知沖　日平均有義波の波高・周期別度数分布表（夏季）

KOOCHI　KISYU AW KI HYO　81- 84　6- 8　DOSUU BUNPU HYO H3 T3

H \ T	SEION	3- 4	4- 5	5- 6	6- 7	7- 8	8- 9	9-10	10-11	11-12	12-13	13-14	14-15	15-16	16-17	17-18	18-19	19-	TOTAL	HICHO
SEION	0	0	0	0	0	0	0	0	0	0	0	0	0	0	0	0	0	0	0 (0)	0 (0)
0.25- 0.50	0	0	0	3	15	21	15	4	1	0	0	0	0	0	0	0	0	0	59 (163)	59 (163)
0.50- 0.75	0	0	0	4	24	41	35	8	2	0	0	0	0	0	0	0	0	0	114 (315)	173 (478)
0.75- 1.00	0	0	0	5	22	24	13	3	0	0	0	0	0	0	0	0	0	0	67 (185)	240 (663)
1.00- 1.25	0	0	0	3	12	13	7	7	2	3	1	0	0	0	0	0	0	0	48 (133)	288 (796)
1.25- 1.50	0	0	0	0	7	6	2	3	2	0	0	0	0	0	0	0	0	0	20 (55)	308 (851)
1.50- 1.75	0	0	0	0	2	4	3	1	0	1	0	0	0	0	0	0	0	0	11 (30)	319 (881)
1.75- 2.00	0	0	0	0	0	5	2	1	1	1	2	0	0	0	0	0	0	0	12 (33)	331 (914)
2.00- 2.50	0	0	0	0	0	2	0	3	3	3	0	0	0	0	0	0	0	0	11 (30)	342 (945)
2.50- 3.00	0	0	0	0	0	0	1	1	0	4	2	0	0	0	0	0	0	0	8 (22)	350 (967)
3.00- 3.50	0	0	0	0	0	0	1	2	0	1	3	0	0	0	0	0	0	0	7 (19)	357 (986)
3.50- 4.00	0	0	0	0	0	0	0	0	1	0	1	0	0	0	0	0	0	0	2 (6)	359 (992)
4.00- 4.50	0	0	0	0	0	0	0	0	0	0	0	0	0	0	0	0	0	0	0 (0)	359 (992)
4.50- 5.00	0	0	0	0	0	0	0	0	0	0	0	1	0	0	0	0	0	0	1 (3)	360 (994)
5.00- 5.50	0	0	0	0	0	0	0	0	0	0	0	0	0	0	0	0	0	0	0 (0)	360 (994)
5.50- 6.00	0	0	0	0	0	0	0	0	0	0	1	0	0	0	0	0	0	0	1 (3)	361 (997)
6.00- 6.50	0	0	0	0	0	0	0	0	1	0	0	0	0	0	0	0	0	0	1 (3)	362 (1000)
6.50- 7.00	0	0	0	0	0	0	0	0	0	0	0	0	0	0	0	0	0	0	0 (0)	362 (1000)
7.00- 8.00	0	0	0	0	0	0	0	0	0	0	0	0	0	0	0	0	0	0	0 (0)	362 (1000)
8.00- 9.00	0	0	0	0	0	0	0	0	0	0	0	0	0	0	0	0	0	0	0 (0)	362 (1000)
9.00-10.00	0	0	0	0	0	0	0	0	0	0	0	0	0	0	0	0	0	0	0 (0)	362 (1000)
10.00-11.00	0	0	0	0	0	0	0	0	0	0	0	0	0	0	0	0	0	0	0 (0)	362 (1000)
11.00-12.00	0	0	0	0	0	0	0	0	0	0	0	0	0	0	0	0	0	0	0 (0)	362 (1000)
12.00-	0	0	0	0	0	0	0	0	0	0	0	0	0	0	0	0	0	0	0 (0)	362 (1000)
TOTAL	0	0	0	15	82	116	79	33	13	13	10	1	0	0	0	0	0	0	362	362
(0.1%)	(0)	(0)	(0)	(41)	(227)	(320)	(218)	(91)	(36)	(36)	(28)	(3)	(0)	(0)	(0)	(0)	(0)	(0)	(1000)	(1000)
HICHO	0	0	0	15	97	213	292	325	338	351	361	362	362	362	362	362	362	362	362	362
(0.1%)	(0)	(0)	(0)	(41)	(268)	(588)	(807)	(898)	(934)	(970)	(997)	(1000)	(1000)	(1000)	(1000)	(1000)	(1000)	(1000)	(1000)	(1000)

付表－5.19 d　高知沖　日平均有義波の波高・周期別度数分布表（秋季）

KOOCHI　KISYU AW KI HYO　80- 84　9- 11　DOSUU BUNPU HYO H3 T3

H \ T	SEION	3- 4	4- 5	5- 6	6- 7	7- 8	8- 9	9-10	10-11	11-12	12-13	13-14	14-15	15-16	16-17	17-18	18-19	19-	TOTAL	HICHO
SEION	0	0	0	1	8	4	0	0	0	0	0	0	0	0	0	0	0	0	13 (31)	13 (31)
0.25- 0.50	0	0	0	10	17	39	28	8	5	0	0	0	0	0	0	0	0	0	107 (259)	120 (291)
0.50- 0.75	0	0	0	10	21	34	26	16	2	1	0	0	0	0	0	0	0	0	110 (266)	230 (557)
0.75- 1.00	0	0	0	1	8	13	22	11	9	1	0	0	0	0	0	0	0	0	65 (157)	295 (714)
1.00- 1.25	0	0	0	2	3	5	8	7	6	5	2	0	0	0	0	0	0	0	38 (92)	333 (806)
1.25- 1.50	0	0	0	0	3	5	4	6	3	6	0	0	0	0	0	0	0	0	27 (65)	360 (872)
1.50- 1.75	0	0	0	0	1	1	4	6	4	2	0	0	0	0	0	0	0	0	18 (44)	378 (915)
1.75- 2.00	0	0	0	0	0	0	1	2	2	4	0	0	0	0	0	0	0	0	9 (22)	387 (937)
2.00- 2.50	0	0	0	0	0	1	1	2	1	1	5	1	0	0	0	0	0	0	12 (29)	399 (966)
2.50- 3.00	0	0	0	0	0	0	1	0	0	2	2	0	0	0	0	0	0	0	5 (12)	404 (978)
3.00- 3.50	0	0	0	0	0	0	1	0	2	0	2	1	0	0	0	0	0	0	6 (15)	410 (993)
3.50- 4.00	0	0	0	0	0	0	1	1	0	0	0	0	0	0	0	0	0	0	2 (5)	412 (998)
4.00- 4.50	0	0	0	0	0	0	0	0	0	0	0	1	0	0	0	0	0	0	1 (2)	413 (1000)
4.50- 5.00	0	0	0	0	0	0	0	0	0	0	0	0	0	0	0	0	0	0	0 (0)	413 (1000)
5.00- 5.50	0	0	0	0	0	0	0	0	0	0	0	0	0	0	0	0	0	0	0 (0)	413 (1000)
5.50- 6.00	0	0	0	0	0	0	0	0	0	0	0	0	0	0	0	0	0	0	0 (0)	413 (1000)
6.00- 6.50	0	0	0	0	0	0	0	0	0	0	0	0	0	0	0	0	0	0	0 (0)	413 (1000)
6.50- 7.00	0	0	0	0	0	0	0	0	0	0	0	0	0	0	0	0	0	0	0 (0)	413 (1000)
7.00- 8.00	0	0	0	0	0	0	0	0	0	0	0	0	0	0	0	0	0	0	0 (0)	413 (1000)
8.00- 9.00	0	0	0	0	0	0	0	0	0	0	0	0	0	0	0	0	0	0	0 (0)	413 (1000)
9.00-10.00	0	0	0	0	0	0	0	0	0	0	0	0	0	0	0	0	0	0	0 (0)	413 (1000)
10.00-11.00	0	0	0	0	0	0	0	0	0	0	0	0	0	0	0	0	0	0	0 (0)	413 (1000)
11.00-12.00	0	0	0	0	0	0	0	0	0	0	0	0	0	0	0	0	0	0	0 (0)	413 (1000)
12.00-	0	0	0	0	0	0	0	0	0	0	0	0	0	0	0	0	0	0	0 (0)	413 (1000)
TOTAL	0	0	0	24	61	102	97	59	34	22	11	3	0	0	0	0	0	0	413	413
(0.1%)	(0)	(0)	(0)	(58)	(148)	(247)	(235)	(143)	(82)	(53)	(27)	(7)	(0)	(0)	(0)	(0)	(0)	(0)	(1000)	(1000)
HICHO	0	0	0	24	85	187	284	343	377	399	410	413	413	413	413	413	413	413	413	413
(0.1%)	(0)	(0)	(0)	(58)	(206)	(453)	(688)	(831)	(913)	(966)	(993)	(1000)	(1000)	(1000)	(1000)	(1000)	(1000)	(1000)	(1000)	(1000)

付表－5.19 e　高知沖　日平均有義波の波高・周期別度数分布表（通年）

KOOCHI　KISYU AW NEN KYO　80-.9 - 84- 12　DOSUU BUNPU KYO N3 T3

H \ T	SEION	3- 4	4- 5	5- 6	6- 7	7- 8	8- 9	9-10	10-11	11-12	12-13	13-14	14-15	15-16	16-17	17-18	18-19	19-	TOTAL	MICHO
SEION	0	0	0	5	14	8	0	1	0	0	0	0	0	0	0	0	0	0	28 (21)	28 (21)
0.25- 0.50	0	0	5	51	88	126	90	24	9	2	0	0	0	0	0	0	0	0	395 (297)	423 (318)
0.50- 0.75	0	0	3	29	76	116	89	36	5	1	0	0	0	0	0	0	0	0	355 (267)	778 (585)
0.75- 1.00	0	0	0	11	57	61	57	18	11	3	0	0	0	0	0	0	0	0	218 (164)	996 (748)
1.00- 1.25	0	0	0	7	21	31	21	17	10	8	3	0	0	0	0	0	0	0	118 (89)	1114 (837)
1.25- 1.50	0	0	0	0	14	23	11	10	6	6	0	0	0	0	0	0	0	0	70 (53)	1184 (890)
1.50- 1.75	0	0	0	0	3	10	12	8	5	3	0	0	0	0	0	0	0	0	41 (31)	1225 (920)
1.75- 2.00	0	0	0	0	1	8	9	7	6	5	2	0	0	0	0	0	0	0	38 (29)	1263 (949)
2.00- 2.50	0	0	0	0	0	6	4	5	5	4	5	1	0	0	0	0	0	0	30 (23)	1293 (971)
2.50- 3.00	0	0	0	0	0	0	5	1	0	6	4	0	0	0	0	0	0	0	16 (12)	1309 (983)
3.00- 3.50	0	0	0	0	0	0	3	2	2	1	5	1	0	0	0	0	0	0	14 (11)	1323 (994)
3.50- 4.00	0	0	0	0	0	0	1	1	1	0	1	0	0	0	0	0	0	0	4 (3)	1327 (997)
4.00- 4.50	0	0	0	0	0	0	0	0	0	0	0	1	0	0	0	0	0	0	1 (1)	1328 (998)
4.50- 5.00	0	0	0	0	0	0	0	0	0	0	0	1	0	0	0	0	0	0	1 (1)	1329 (998)
5.00- 5.50	0	0	0	0	0	0	0	0	0	0	0	0	0	0	0	0	0	0	0 (0)	1329 (998)
5.50- 6.00	0	0	0	0	0	0	0	0	0	0	1	0	0	0	0	0	0	0	1 (1)	1330 (999)
6.00- 6.50	0	0	0	0	0	0	0	0	1	0	0	0	0	0	0	0	0	0	1 (1)	1331 (1000)
6.50- 7.00	0	0	0	0	0	0	0	0	0	0	0	0	0	0	0	0	0	0	0 (0)	1331 (1000)
7.00- 8.00	0	0	0	0	0	0	0	0	0	0	0	0	0	0	0	0	0	0	0 (0)	1331 (1000)
8.00- 9.00	0	0	0	0	0	0	0	0	0	0	0	0	0	0	0	0	0	0	0 (0)	1331 (1000)
9.00-10.00	0	0	0	0	0	0	0	0	0	0	0	0	0	0	0	0	0	0	0 (0)	1331 (1000)
10.00-11.00	0	0	0	0	0	0	0	0	0	0	0	0	0	0	0	0	0	0	0 (0)	1331 (1000)
11.00-12.00	0	0	0	0	0	0	0	0	0	0	0	0	0	0	0	0	0	0	0 (0)	1331 (1000)
12.00-	0	0	0	0	0	0	0	0	0	0	0	0	0	0	0	0	0	0	0 (0)	1331 (1000)
TOTAL	0	0	8	103	274	389	302	130	61	39	21	4	0	0	0	0	0	0	1331	1331
(0.1%)	(0)	(0)	(6)	(77)	(206)	(292)	(227)	(98)	(46)	(29)	(16)	(3)	(0)	(0)	(0)	(0)	(0)	(0)	(1000)	(1000)
MICHO	0	0	8	111	385	774	1076	1206	1267	1306	1327	1331	1331	1331	1331	1331	1331	1331	1331	1331
(0.1%)	(0)	(0)	(6)	(83)	(289)	(582)	(808)	(906)	(952)	(981)	(997)	(1000)	(1000)	(1000)	(1000)	(1000)	(1000)	(1000)	(1000)	(1000)

付表－5.19 f　高知沖　日平均有義波の波高・周期別出現率表（通年）

KOOCHI　KISYU AW NEN KYO　80- 9 - 84- 12　RITU BUNPU KYO N3 T3

H \ T	SEION	3- 4	4- 5	5- 6	6- 7	7- 8	8- 9	9-10	10-11	11-12	12-13	13-14	14-15	15-16	16-17	17-18	18-19	19-	TOTAL	MICHO
SEION	0.	0.	0.	0.4	1.1	0.6	0.	0.1	0.	0.	0.	0.	0.	0.	0.	0.	0.	0.	2.1 (28)	2.1 (28)
0.25- 0.50	0.	0.	0.4	3.8	6.6	9.5	6.8	1.8	0.7	0.2	0.	0.	0.	0.	0.	0.	0.	0.	29.7 (395)	31.8 (423)
0.50- 0.75	0.	0.	0.2	2.2	5.7	8.7	6.7	2.7	0.4	0.1	0.	0.	0.	0.	0.	0.	0.	0.	26.7 (355)	58.5 (778)
0.75- 1.00	0.	0.	0.	0.8	4.3	4.6	4.3	1.4	0.8	0.2	0.	0.	0.	0.	0.	0.	0.	0.	16.4 (218)	74.8 (996)
1.00- 1.25	0.	0.	0.	0.5	1.6	2.3	1.6	1.3	0.8	0.6	0.2	0.	0.	0.	0.	0.	0.	0.	8.9 (118)	83.7 (1114)
1.25- 1.50	0.	0.	0.	0.	1.1	1.7	0.8	0.8	0.5	0.5	0.	0.	0.	0.	0.	0.	0.	0.	5.3 (70)	89.0 (1184)
1.50- 1.75	0.	0.	0.	0.	0.2	0.8	0.9	0.6	0.4	0.2	0.	0.	0.	0.	0.	0.	0.	0.	3.1 (41)	92.0 (1225)
1.75- 2.00	0.	0.	0.	0.	0.1	0.6	0.7	0.5	0.5	0.4	0.2	0.	0.	0.	0.	0.	0.	0.	2.9 (38)	94.9 (1263)
2.00- 2.50	0.	0.	0.	0.	0.	0.5	0.3	0.4	0.4	0.3	0.4	0.1	0.	0.	0.	0.	0.	0.	2.3 (30)	97.1 (1293)
2.50- 3.00	0.	0.	0.	0.	0.	0.	0.4	0.1	0.	0.5	0.3	0.	0.	0.	0.	0.	0.	0.	1.2 (16)	98.3 (1309)
3.00- 3.50	0.	0.	0.	0.	0.	0.	0.2	0.2	0.2	0.1	0.4	0.1	0.	0.	0.	0.	0.	0.	1.1 (14)	99.4 (1323)
3.50- 4.00	0.	0.	0.	0.	0.	0.	0.1	0.1	0.1	0.	0.1	0.	0.	0.	0.	0.	0.	0.	0.3 (4)	99.7 (1327)
4.00- 4.50	0.	0.	0.	0.	0.	0.	0.	0.	0.	0.	0.	0.1	0.	0.	0.	0.	0.	0.	0.1 (1)	99.8 (1328)
4.50- 5.00	0.	0.	0.	0.	0.	0.	0.	0.	0.	0.	0.	0.1	0.	0.	0.	0.	0.	0.	0.1 (1)	99.8 (1329)
5.00- 5.50	0.	0.	0.	0.	0.	0.	0.	0.	0.	0.	0.	0.	0.	0.	0.	0.	0.	0.	0. (0)	99.8 (1329)
5.50- 6.00	0.	0.	0.	0.	0.	0.	0.	0.	0.	0.	0.1	0.	0.	0.	0.	0.	0.	0.	0.1 (1)	99.9 (1330)
6.00- 6.50	0.	0.	0.	0.	0.	0.	0.	0.	0.1	0.	0.	0.	0.	0.	0.	0.	0.	0.	0.1 (1)	100.0 (1331)
6.50- 7.00	0.	0.	0.	0.	0.	0.	0.	0.	0.	0.	0.	0.	0.	0.	0.	0.	0.	0.	0. (0)	100.0 (1331)
7.00- 8.00	0.	0.	0.	0.	0.	0.	0.	0.	0.	0.	0.	0.	0.	0.	0.	0.	0.	0.	0. (0)	100.0 (1331)
8.00- 9.00	0.	0.	0.	0.	0.	0.	0.	0.	0.	0.	0.	0.	0.	0.	0.	0.	0.	0.	0. (0)	100.0 (1331)
9.00-10.00	0.	0.	0.	0.	0.	0.	0.	0.	0.	0.	0.	0.	0.	0.	0.	0.	0.	0.	0. (0)	100.0 (1331)
10.00-11.00	0.	0.	0.	0.	0.	0.	0.	0.	0.	0.	0.	0.	0.	0.	0.	0.	0.	0.	0. (0)	100.0 (1331)
11.00-12.00	0.	0.	0.	0.	0.	0.	0.	0.	0.	0.	0.	0.	0.	0.	0.	0.	0.	0.	0. (0)	100.0 (1331)
12.00-	0.	0.	0.	0.	0.	0.	0.	0.	0.	0.	0.	0.	0.	0.	0.	0.	0.	0.	0. (0)	100.0 (1331)
TOTAL	0.	0.	0.6	7.7	20.6	29.2	22.7	9.8	4.6	2.9	1.6	0.3	0.	0.	0.	0.	0.	0.	100.0	100.0
	0	0	8	103	274	389	302	130	61	39	21	4	0	0	0	0	0	0	1331	1331
MICHO	0.	0.	0.6	8.3	28.9	58.2	80.8	90.6	95.2	98.1	99.7	100.0	100.0	100.0	100.0	100.0	100.0	100.0	100.0	100.0
	0	0	8	111	385	774	1076	1206	1267	1306	1327	1331	1331	1331	1331	1331	1331	1331	1331	1331

付表－5.20 a　鳥取港　日平均有義波の波高・周期別度数分布表（冬季）

TOTTORI　　KISYU USW　　KI HYO　　79- 84 12- 2　　SOSUU BUNPU HYO

H \ T	SEIOH	3- 4	4- 5	5- 6	6- 7	7- 8	8- 9	9-10	10-11	11-12	12-13	13-14	14-15	15-16	16-17	17-18	18-19	19-	H3 T3 TOTAL	MICHO
SEIOH	0	0	0	0	0	0	0	0	0	0	0	0	0	0	0	0	0	0	0	0
																			(0)(	0)
0.25- 0.50	0	1	4	2	0	0	0	0	0	0	0	0	0	0	0	0	0	0	7	7
																			(18)(	18)
0.50- 0.75	0	0	4	12	5	2	0	0	0	0	0	0	0	0	0	0	0	0	23	30
																			(58)(	76)
0.75- 1.00	0	0	3	14	13	4	1	0	0	0	0	0	0	0	0	0	0	0	35	65
																			(89)(	165)
1.00- 1.25	0	0	1	14	19	7	2	0	0	0	0	0	0	0	0	0	0	0	43	108
																			(109)(	274)
1.25- 1.50	0	0	0	14	23	9	1	0	0	0	0	0	0	0	0	0	0	0	47	155
																			(119)(	393)
1.50- 1.75	0	0	0	5	24	16	4	1	0	0	0	0	0	0	0	0	0	0	50	205
																			(127)(	520)
1.75- 2.00	0	0	0	2	23	11	3	0	0	0	0	0	0	0	0	0	0	0	39	244
																			(99)(	619)
2.00- 2.50	0	0	0	1	26	27	8	0	0	0	0	0	0	0	0	0	0	0	62	306
																			(157)(	777)
2.50- 3.00	0	0	0	0	4	30	11	2	0	0	0	0	0	0	0	0	0	0	47	353
																			(119)(	896)
3.00- 3.50	0	0	0	0	0	14	9	2	1	0	0	0	0	0	0	0	0	0	26	379
																			(66)(	962)
3.50- 4.00	0	0	0	0	0	1	4	4	1	0	0	0	0	0	0	0	0	0	10	389
																			(25)(	987)
4.00- 4.50	0	0	0	0	0	0	1	3	0	0	0	0	0	0	0	0	0	0	4	393
																			(10)(	997)
4.50- 5.00	0	0	0	0	0	0	0	1	0	0	0	0	0	0	0	0	0	0	1	394
																			(3)(1000)	
5.00- 5.50	0	0	0	0	0	0	0	0	0	0	0	0	0	0	0	0	0	0	0	394
																			(0)(1000)	
5.50- 6.00	0	0	0	0	0	0	0	0	0	0	0	0	0	0	0	0	0	0	0	394
																			(0)(1000)	
6.00- 6.50	0	0	0	0	0	0	0	0	0	0	0	0	0	0	0	0	0	0	0	394
																			(0)(1000)	
6.50- 7.00	0	0	0	0	0	0	0	0	0	0	0	0	0	0	0	0	0	0	0	394
																			(0)(1000)	
7.00- 8.00	0	0	0	0	0	0	0	0	0	0	0	0	0	0	0	0	0	0	0	394
																			(0)(1000)	
8.00- 9.00	0	0	0	0	0	0	0	0	0	0	0	0	0	0	0	0	0	0	0	394
																			(0)(1000)	
9.00-10.00	0	0	0	0	0	0	0	0	0	0	0	0	0	0	0	0	0	0	0	394
																			(0)(1000)	
10.00-11.00	0	0	0	0	0	0	0	0	0	0	0	0	0	0	0	0	0	0	0	394
																			(0)(1000)	
11.00-12.00	0	0	0	0	0	0	0	0	0	0	0	0	0	0	0	0	0	0	0	394
																			(0)(1000)	
12.00-	0	0	0	0	0	0	0	0	0	0	0	0	0	0	0	0	0	0	0	394
																			(0)(1000)	
TOTAL	0	1	12	64	137	121	44	13	2	0	0	0	0	0	0	0	0	0	394	394
(0.1%)	(0)(	3)(	30)(	162)(	348)(	307)(	112)(	33)(	5)(	0)(	0)(	0)(	0)(	0)(	0)(	0)(	0)(	0)(1000)	(1000)
MICHO	0	1	13	77	214	335	379	392	394	394	394	394	394	394	394	394	394	394	394	394
(0.1%)	(0)(	3)(	33)(	195)(	543)(	850)(	962)(	995)(1000)(1000)(1000)(1000)(1000)(1000)(1000)(1000)(1000)(1000)(1000)(1000)												

付表－5.20 b　鳥取港　日平均有義波の波高・周期別度数分布表（春季）

TOTTORI　　KISYU USW　　KI HYO　　80- 84 3- 5　　SOSUU BUNPU HYO

H \ T	SEIOH	3- 4	4- 5	5- 6	6- 7	7- 8	8- 9	9-10	10-11	11-12	12-13	13-14	14-15	15-16	16-17	17-18	18-19	19-	H3 T3 TOTAL	MICHO
SEIOH	1	8	8	5	1	0	0	0	0	0	0	0	0	0	0	0	0	0	23	23
																			(56)(	56)
0.25- 0.50	0	28	44	25	5	0	0	0	0	0	0	0	0	0	0	0	0	0	102	125
																			(248)(	303)
0.50- 0.75	0	3	40	28	10	10	0	0	0	0	0	0	0	0	0	0	0	0	91	216
																			(221)(	524)
0.75- 1.00	0	0	17	35	9	3	4	0	0	0	0	0	0	0	0	0	0	0	68	284
																			(165)(	689)
1.00- 1.25	0	0	4	20	5	3	0	0	0	0	0	0	0	0	0	0	0	0	32	316
																			(78)(	767)
1.25- 1.50	0	0	1	11	8	2	3	0	0	0	0	0	0	0	0	0	0	0	25	341
																			(61)(	828)
1.50- 1.75	0	0	0	4	10	6	3	1	0	0	0	0	0	0	0	0	0	0	24	365
																			(58)(	886)
1.75- 2.00	0	0	0	2	10	3	3	0	0	0	0	0	0	0	0	0	0	0	18	383
																			(44)(	930)
2.00- 2.50	0	0	0	0	7	7	2	2	0	0	0	0	0	0	0	0	0	0	18	401
																			(44)(	973)
2.50- 3.00	0	0	0	0	2	3	1	1	1	0	0	0	0	0	0	0	0	0	8	409
																			(19)(	993)
3.00- 3.50	0	0	0	0	0	1	0	0	0	0	0	0	0	0	0	0	0	0	1	410
																			(2)(	995)
3.50- 4.00	0	0	0	0	0	0	0	1	0	0	0	0	0	0	0	0	0	0	1	411
																			(2)(	998)
4.00- 4.50	0	0	0	0	0	0	0	1	0	0	0	0	0	0	0	0	0	0	1	412
																			(2)(1000)	
4.50- 5.00	0	0	0	0	0	0	0	0	0	0	0	0	0	0	0	0	0	0	0	412
																			(0)(1000)	
5.00- 5.50	0	0	0	0	0	0	0	0	0	0	0	0	0	0	0	0	0	0	0	412
																			(0)(1000)	
5.50- 6.00	0	0	0	0	0	0	0	0	0	0	0	0	0	0	0	0	0	0	0	412
																			(0)(1000)	
6.00- 6.50	0	0	0	0	0	0	0	0	0	0	0	0	0	0	0	0	0	0	0	412
																			(0)(1000)	
6.50- 7.00	0	0	0	0	0	0	0	0	0	0	0	0	0	0	0	0	0	0	0	412
																			(0)(1000)	
7.00- 8.00	0	0	0	0	0	0	0	0	0	0	0	0	0	0	0	0	0	0	0	412
																			(0)(1000)	
8.00- 9.00	0	0	0	0	0	0	0	0	0	0	0	0	0	0	0	0	0	0	0	412
																			(0)(1000)	
9.00-10.00	0	0	0	0	0	0	0	0	0	0	0	0	0	0	0	0	0	0	0	412
																			(0)(1000)	
10.00-11.00	0	0	0	0	0	0	0	0	0	0	0	0	0	0	0	0	0	0	0	412
																			(0)(1000)	
11.00-12.00	0	0	0	0	0	0	0	0	0	0	0	0	0	0	0	0	0	0	0	412
																			(0)(1000)	
12.00-	0	0	0	0	0	0	0	0	0	0	0	0	0	0	0	0	0	0	0	412
																			(0)(1000)	
TOTAL	1	39	114	130	47	38	16	6	1	0	0	0	0	0	0	0	0	0	412	412
(0.1%)	(2)(	95)(	277)(	316)(	163)(	92)(	39)(	15)(	2)(	0)(	0)(	0)(	0)(	0)(	0)(	0)(	0)(	0)(1000)	(1000)
MICHO	1	40	154	284	351	389	405	411	412	412	412	412	412	412	412	412	412	412	412	412
(0.1%)	(2)(	97)(	374)(	689)(	852)(	944)(	983)(	998)(1000)(1000)(1000)(1000)(1000)(1000)(1000)(1000)(1000)(1000)(1000)(1000)												

付表－5.20 c　鳥取港　日平均有義波の波高・周期別度数分布表（夏季）

TOTTORI H \ T	SEION	3- 4	4- 5	5- 6	6- 7 (KISYU)	7- 8	8- 9 (USW)	9-10	10-11 (KI)	11-12 (HYO)	12-13	13-14	14-15	15-16 (80- 84)	16-17	17-18 (6- 8)	18-19	19- (DOSUU)	TOTAL (DUNPU H3)	MICHO (HYO T3)
SEION	0	38	23	16	2	0	0	0	0	0	0	0	0	0	0	0	0	0	79 (172)	79 (172)
0.25- 0.50	0	40	95	55	6	0	0	0	0	0	0	0	0	0	0	0	0	0	196 (426)	275 (598)
0.50- 0.75	0	2	36	31	7	4	0	0	0	0	0	0	0	0	0	0	0	0	80 (174)	355 (772)
0.75- 1.00	0	0	15	28	11	4	0	0	0	0	0	0	0	0	0	0	0	0	58 (126)	413 (898)
1.00- 1.25	0	0	1	5	10	6	1	0	0	0	0	0	0	0	0	0	0	0	23 (50)	436 (948)
1.25- 1.50	0	0	0	5	3	3	2	0	0	0	0	0	0	0	0	0	0	0	13 (28)	449 (976)
1.50- 1.75	0	0	0	0	4	0	0	0	0	0	0	0	0	0	0	0	0	0	4 (9)	453 (985)
1.75- 2.00	0	0	0	1	4	0	0	0	0	0	0	0	0	0	0	0	0	0	5 (11)	458 (996)
2.00- 2.50	0	0	0	0	0	0	0	1	1	0	0	0	0	0	0	0	0	0	2 (4)	460 (1000)
2.50- 3.00	0	0	0	0	0	0	0	0	0	0	0	0	0	0	0	0	0	0	0 (0)	460 (1000)
3.00- 3.50	0	0	0	0	0	0	0	0	0	0	0	0	0	0	0	0	0	0	0 (0)	460 (1000)
3.50- 4.00	0	0	0	0	0	0	0	0	0	0	0	0	0	0	0	0	0	0	0 (0)	460 (1000)
4.00- 4.50	0	0	0	0	0	0	0	0	0	0	0	0	0	0	0	0	0	0	0 (0)	460 (1000)
4.50- 5.00	0	0	0	0	0	0	0	0	0	0	0	0	0	0	0	0	0	0	0 (0)	460 (1000)
5.00- 5.50	0	0	0	0	0	0	0	0	0	0	0	0	0	0	0	0	0	0	0 (0)	460 (1000)
5.50- 6.00	0	0	0	0	0	0	0	0	0	0	0	0	0	0	0	0	0	0	0 (0)	460 (1000)
6.00- 6.50	0	0	0	0	0	0	0	0	0	0	0	0	0	0	0	0	0	0	0 (0)	460 (1000)
6.50- 7.00	0	0	0	0	0	0	0	0	0	0	0	0	0	0	0	0	0	0	0 (0)	460 (1000)
7.00- 8.00	0	0	0	0	0	0	0	0	0	0	0	0	0	0	0	0	0	0	0 (0)	460 (1000)
8.00- 9.00	0	0	0	0	0	0	0	0	0	0	0	0	0	0	0	0	0	0	0 (0)	460 (1000)
9.00-10.00	0	0	0	0	0	0	0	0	0	0	0	0	0	0	0	0	0	0	0 (0)	460 (1000)
10.00-11.00	0	0	0	0	0	0	0	0	0	0	0	0	0	0	0	0	0	0	0 (0)	460 (1000)
11.00-12.00	0	0	0	0	0	0	0	0	0	0	0	0	0	0	0	0	0	0	0 (0)	460 (1000)
12.00-	0	0	0	0	0	0	0	0	0	0	0	0	0	0	0	0	0	0	0 (0)	460 (1000)
TOTAL (0.1%)	0 (0)	80 (174)	170 (370)	141 (307)	47 (102)	17 (37)	3 (7)	1 (2)	1 (2)	0 (0)	0 (0)	0 (0)	0 (0)	0 (0)	0 (0)	0 (0)	0 (0)	0 (0)	460 (1000)	460 (1000)
MICHO (0.1%)	0 (0)	80 (174)	250 (543)	391 (850)	438 (952)	455 (989)	458 (996)	459 (998)	460 (1000)	460 (1000)	460 (1000)	460 (1000)	460 (1000)	460 (1000)	460 (1000)	460 (1000)	460 (1000)	460 (1000)	460 (1000)	460 (1000)

付表－5.20 d　鳥取港　日平均有義波の波高・周期別度数分布表（秋季）

TOTTORI H \ T	SEION	3- 4	4- 5	5- 6	6- 7 (KISYU)	7- 8	8- 9 (USW)	9-10	10-11 (KI)	11-12 (HYO)	12-13	13-14	14-15	15-16 (79- 84)	16-17	17-18 (9- 11)	18-19	19- (DOSUU)	TOTAL (DUNPU H3)	MICHO (HYO T3)
SEION	0	7	5	1	1	0	0	0	0	0	0	0	0	0	0	0	0	0	14 (27)	14 (27)
0.25- 0.50	0	11	47	33	7	0	0	0	0	0	0	0	0	0	0	0	0	0	98 (191)	112 (219)
0.50- 0.75	0	1	27	34	11	0	2	0	0	0	0	0	0	0	0	0	0	0	75 (146)	187 (365)
0.75- 1.00	0	0	14	37	14	5	1	0	0	0	0	0	0	0	0	0	0	0	71 (139)	258 (504)
1.00- 1.25	0	0	3	24	31	7	1	0	0	0	0	0	0	0	0	0	0	0	66 (129)	324 (633)
1.25- 1.50	0	0	0	14	14	11	1	0	0	0	0	0	0	0	0	0	0	0	40 (78)	364 (711)
1.50- 1.75	0	0	0	8	18	17	3	1	0	0	0	0	0	0	0	0	0	0	47 (92)	411 (803)
1.75- 2.00	0	0	0	2	18	11	6	0	1	0	0	0	0	0	0	0	0	0	38 (74)	449 (877)
2.00- 2.50	0	0	0	0	12	12	8	2	1	1	0	0	0	0	0	0	0	0	36 (70)	485 (947)
2.50- 3.00	0	0	0	0	0	6	8	1	0	0	0	0	0	0	0	0	0	0	15 (29)	500 (977)
3.00- 3.50	0	0	0	0	0	2	3	0	0	0	0	0	0	0	0	0	0	0	5 (10)	505 (986)
3.50- 4.00	0	0	0	0	0	1	4	2	0	0	0	0	0	0	0	0	0	0	7 (14)	512 (1000)
4.00- 4.50	0	0	0	0	0	0	0	0	0	0	0	0	0	0	0	0	0	0	0 (0)	512 (1000)
4.50- 5.00	0	0	0	0	0	0	0	0	0	0	0	0	0	0	0	0	0	0	0 (0)	512 (1000)
5.00- 5.50	0	0	0	0	0	0	0	0	0	0	0	0	0	0	0	0	0	0	0 (0)	512 (1000)
5.50- 6.00	0	0	0	0	0	0	0	0	0	0	0	0	0	0	0	0	0	0	0 (0)	512 (1000)
6.00- 6.50	0	0	0	0	0	0	0	0	0	0	0	0	0	0	0	0	0	0	0 (0)	512 (1000)
6.50- 7.00	0	0	0	0	0	0	0	0	0	0	0	0	0	0	0	0	0	0	0 (0)	512 (1000)
7.00- 8.00	0	0	0	0	0	0	0	0	0	0	0	0	0	0	0	0	0	0	0 (0)	512 (1000)
8.00- 9.00	0	0	0	0	0	0	0	0	0	0	0	0	0	0	0	0	0	0	0 (0)	512 (1000)
9.00-10.00	0	0	0	0	0	0	0	0	0	0	0	0	0	0	0	0	0	0	0 (0)	512 (1000)
10.00-11.00	0	0	0	0	0	0	0	0	0	0	0	0	0	0	0	0	0	0	0 (0)	512 (1000)
11.00-12.00	0	0	0	0	0	0	0	0	0	0	0	0	0	0	0	0	0	0	0 (0)	512 (1000)
12.00-	0	0	0	0	0	0	0	0	0	0	0	0	0	0	0	0	0	0	0 (0)	512 (1000)
TOTAL (0.1%)	0 (0)	19 (37)	96 (188)	153 (299)	126 (246)	72 (141)	37 (72)	6 (12)	2 (4)	1 (2)	0 (0)	0 (0)	0 (0)	0 (0)	0 (0)	0 (0)	0 (0)	0 (0)	512 (1000)	512 (1000)
MICHO (0.1%)	0 (0)	19 (37)	115 (225)	268 (523)	394 (770)	466 (910)	503 (982)	509 (994)	511 (998)	512 (1000)	512 (1000)	512 (1000)	512 (1000)	512 (1000)	512 (1000)	512 (1000)	512 (1000)	512 (1000)	512 (1000)	512 (1000)

付表－5.20 e　鳥取港　日平均有義波の波高・周期別度数分布表（通年）

TOTTORI　　NEN HYO　　79- 9 - 84- 12　　SOSUU BUNPU HYO

H \ T	SEION	3- 4	4- 5	5- 6	6- 7 (KISYU)	7- 8	8- 9 (USW)	9-10	10-11	11-12	12-13	13-14	14-15	15-16	16-17	17-18	18-19	19-	H3 TOTAL	T3 HICHO
SEION	1	53	36	22	4	0	0	0	0	0	0	0	0	0	0	0	0	0	116	116
																			(66)	(66)
0.25- 0.50	0	80	190	117	18	0	0	0	0	0	0	0	0	0	0	0	0	0	405	521
																			(224)	(288)
0.50- 0.75	0	6	107	106	33	16	2	0	0	0	0	0	0	0	0	0	0	0	270	791
																			(149)	(437)
0.75- 1.00	0	0	49	116	48	16	6	0	0	0	0	0	0	0	0	0	0	0	235	1026
																			(130)	(567)
1.00- 1.25	0	0	9	64	67	23	4	0	0	0	0	0	0	0	0	0	0	0	167	1193
																			(92)	(659)
1.25- 1.50	0	0	1	45	48	27	8	0	0	0	0	0	0	0	0	0	0	0	129	1322
																			(71)	(731)
1.50- 1.75	0	0	0	17	58	39	10	3	0	0	0	0	0	0	0	0	0	0	127	1449
																			(70)	(801)
1.75- 2.00	0	0	0	7	55	26	12	0	1	0	0	0	0	0	0	0	0	0	101	1550
																			(56)	(857)
2.00- 2.50	0	0	0	1	47	51	19	5	2	1	0	0	0	0	0	0	0	0	126	1676
																			(70)	(926)
2.50- 3.00	0	0	0	0	6	43	22	4	1	0	0	0	0	0	0	0	0	0	76	1752
																			(42)	(968)
3.00- 3.50	0	0	0	0	0	18	12	2	1	0	0	0	0	0	0	0	0	0	33	1785
																			(18)	(987)
3.50- 4.00	0	0	0	0	0	2	8	7	1	0	0	0	0	0	0	0	0	0	18	1803
																			(10)	(997)
4.00- 4.50	0	0	0	0	0	0	1	4	0	0	0	0	0	0	0	0	0	0	5	1808
																			(3)	(999)
4.50- 5.00	0	0	0	0	0	0	0	1	0	0	0	0	0	0	0	0	0	0	1	1809
																			(1)	(1000)
5.00- 5.50	0	0	0	0	0	0	0	0	0	0	0	0	0	0	0	0	0	0	0	1809
																			(0)	(1000)
5.50- 6.00	0	0	0	0	0	0	0	0	0	0	0	0	0	0	0	0	0	0	0	1809
																			(0)	(1000)
6.00- 6.50	0	0	0	0	0	0	0	0	0	0	0	0	0	0	0	0	0	0	0	1809
																			(0)	(1000)
6.50- 7.00	0	0	0	0	0	0	0	0	0	0	0	0	0	0	0	0	0	0	0	1809
																			(0)	(1000)
7.00- 8.00	0	0	0	0	0	0	0	0	0	0	0	0	0	0	0	0	0	0	0	1809
																			(0)	(1000)
8.00- 9.00	0	0	0	0	0	0	0	0	0	0	0	0	0	0	0	0	0	0	0	1809
																			(0)	(1000)
9.00-10.00	0	0	0	0	0	0	0	0	0	0	0	0	0	0	0	0	0	0	0	1809
																			(0)	(1000)
10.00-11.00	0	0	0	0	0	0	0	0	0	0	0	0	0	0	0	0	0	0	0	1809
																			(0)	(1000)
11.00-12.00	0	0	0	0	0	0	0	0	0	0	0	0	0	0	0	0	0	0	0	1809
																			(0)	(1000)
12.00-	0	0	0	0	0	0	0	0	0	0	0	0	0	0	0	0	0	0	0	1809
																			(0)	(1000)
TOTAL	1	139	392	495	384	261	104	26	6	1	0	0	0	0	0	0	0	0	1809	1809
(0.1%)	(1)	(77)	(217)	(274)	(212)	(144)	(57)	(14)	(3)	(1)	(0)	(0)	(0)	(0)	(0)	(0)	(0)	(0)	(1000)	(1000)
HICHO	1	140	532	1027	1411	1672	1776	1802	1808	1809	1809	1809	1809	1809	1809	1809	1809	1809	1809	1809
(0.1%)	(1)	(77)	(294)	(568)	(780)	(924)	(982)	(996)	(999)	(1000)	(1000)	(1000)	(1000)	(1000)	(1000)	(1000)	(1000)	(1000)	(1000)	(1000)

付表－5.20 f　鳥取港　日平均有義波の波高・周期別出現率表（通年）

TOTTORI　　NEN HYO　　79- 9 - 84- 12　　RITU BUNPU HYO

H \ T	SEION	3- 4	4- 5	5- 6	6- 7 (KISYU)	7- 8	8- 9 (USW)	9-10	10-11	11-12	12-13	13-14	14-15	15-16	16-17	17-18	18-19	19-	H3 TOTAL	T3 HICHO
SEION	0.1	2.9	2.0	1.2	0.2	0.	0.	0.	0.	0.	0.	0.	0.	0.	0.	0.	0.	0.	6.4	6.4
																			(116)	(116)
0.25- 0.50	0.	4.4	10.5	6.5	1.0	0.	0.	0.	0.	0.	0.	0.	0.	0.	0.	0.	0.	0.	22.4	28.8
																			(405)	(521)
0.50- 0.75	0.	0.3	5.9	5.9	1.8	0.9	0.1	0.	0.	0.	0.	0.	0.	0.	0.	0.	0.	0.	14.9	43.7
																			(270)	(791)
0.75- 1.00	0.	0.	2.7	6.4	2.7	0.9	0.3	0.	0.	0.	0.	0.	0.	0.	0.	0.	0.	0.	13.0	56.7
																			(235)	(1026)
1.00- 1.25	0.	0.	0.5	3.5	3.7	1.3	0.2	0.	0.	0.	0.	0.	0.	0.	0.	0.	0.	0.	9.2	65.9
																			(167)	(1193)
1.25- 1.50	0.	0.	0.1	2.5	2.7	1.5	0.4	0.	0.	0.	0.	0.	0.	0.	0.	0.	0.	0.	7.1	73.1
																			(129)	(1322)
1.50- 1.75	0.	0.	0.	0.9	3.2	2.2	0.6	0.2	0.	0.	0.	0.	0.	0.	0.	0.	0.	0.	7.0	80.1
																			(127)	(1449)
1.75- 2.00	0.	0.	0.	0.4	3.0	1.4	0.7	0.	0.1	0.	0.	0.	0.	0.	0.	0.	0.	0.	5.6	85.7
																			(101)	(1550)
2.00- 2.50	0.	0.	0.	0.1	2.6	2.8	1.1	0.3	0.1	0.1	0.	0.	0.	0.	0.	0.	0.	0.	7.0	92.6
																			(126)	(1676)
2.50- 3.00	0.	0.	0.	0.	0.3	2.4	1.2	0.2	0.1	0.	0.	0.	0.	0.	0.	0.	0.	0.	4.2	96.8
																			(76)	(1752)
3.00- 3.50	0.	0.	0.	0.	0.	1.0	0.7	0.1	0.1	0.	0.	0.	0.	0.	0.	0.	0.	0.	1.8	98.7
																			(33)	(1785)
3.50- 4.00	0.	0.	0.	0.	0.	0.1	0.4	0.4	0.1	0.	0.	0.	0.	0.	0.	0.	0.	0.	1.0	99.7
																			(18)	(1803)
4.00- 4.50	0.	0.	0.	0.	0.	0.	0.1	0.2	0.	0.	0.	0.	0.	0.	0.	0.	0.	0.	0.3	99.9
																			(5)	(1808)
4.50- 5.00	0.	0.	0.	0.	0.	0.	0.	0.1	0.	0.	0.	0.	0.	0.	0.	0.	0.	0.	0.1	100.0
																			(1)	(1809)
5.00- 5.50	0.	0.	0.	0.	0.	0.	0.	0.	0.	0.	0.	0.	0.	0.	0.	0.	0.	0.	0.	100.0
																			(0)	(1809)
5.50- 6.00	0.	0.	0.	0.	0.	0.	0.	0.	0.	0.	0.	0.	0.	0.	0.	0.	0.	0.	0.	100.0
																			(0)	(1809)
6.00- 6.50	0.	0.	0.	0.	0.	0.	0.	0.	0.	0.	0.	0.	0.	0.	0.	0.	0.	0.	0.	100.0
																			(0)	(1809)
6.50- 7.00	0.	0.	0.	0.	0.	0.	0.	0.	0.	0.	0.	0.	0.	0.	0.	0.	0.	0.	0.	100.0
																			(0)	(1809)
7.00- 8.00	0.	0.	0.	0.	0.	0.	0.	0.	0.	0.	0.	0.	0.	0.	0.	0.	0.	0.	0.	100.0
																			(0)	(1809)
8.00- 9.00	0.	0.	0.	0.	0.	0.	0.	0.	0.	0.	0.	0.	0.	0.	0.	0.	0.	0.	0.	100.0
																			(0)	(1809)
9.00-10.00	0.	0.	0.	0.	0.	0.	0.	0.	0.	0.	0.	0.	0.	0.	0.	0.	0.	0.	0.	100.0
																			(0)	(1809)
10.00-11.00	0.	0.	0.	0.	0.	0.	0.	0.	0.	0.	0.	0.	0.	0.	0.	0.	0.	0.	0.	100.0
																			(0)	(1809)
11.00-12.00	0.	0.	0.	0.	0.	0.	0.	0.	0.	0.	0.	0.	0.	0.	0.	0.	0.	0.	0.	100.0
																			(0)	(1809)
12.00-	0.	0.	0.	0.	0.	0.	0.	0.	0.	0.	0.	0.	0.	0.	0.	0.	0.	0.	0.	100.0
																			(0)	(1809)
TOTAL	0.1	7.7	21.7	27.4	21.2	14.4	5.7	1.4	0.3	0.1	0.	0.	0.	0.	0.	0.	0.	0.	100.0	100.0
	1	139	392	495	384	261	104	26	6	1	0	0	0	0	0	0	0	0	1809	1809
HICHO	0.1	7.7	29.4	56.8	78.0	92.4	98.2	99.6	99.9	100.0	100.0	100.0	100.0	100.0	100.0	100.0	100.0	100.0	100.0	100.0
	1	140	532	1027	1411	1672	1776	1802	1808	1809	1809	1809	1809	1809	1809	1809	1809	1809	1809	1809

付表－5.21 a　浜田港　日平均有義波の波高・周期別度数分布表（冬季）

HAMADA　　KI HYO　　74- 84　12- 2　　DOSUU BUNPU HYO

H \ T	SEION	3- 4	4- 5	5- 6	6- 7	KISYU 7- 8	USW 8- 9	9-10	10-11	11-12	12-13	13-14	14-15	15-16	16-17	17-18	18-19	19-	H3	T3 TOTAL	MICHO
SEION	0	0	0	0	0	0	0	0	0	0	0	0	0	0	0	0	0	0	0	0	0
																				(0)	(0)
0.25- 0.50	0	1	5	5	1	1	0	0	0	0	0	0	0	0	0	0	0	0	0	13	13
																				(18)	(18)
0.50- 0.75	0	1	7	17	8	4	0	0	0	0	0	0	0	0	0	0	0	0	0	37	50
																				(52)	(70)
0.75- 1.00	0	0	4	27	25	7	2	0	0	0	0	0	0	0	0	0	0	0	0	65	115
																				(91)	(161)
1.00- 1.25	0	0	2	36	27	9	1	0	0	0	0	0	0	0	0	0	0	0	0	75	190
																				(105)	(266)
1.25- 1.50	0	0	0	27	36	17	1	1	0	0	0	0	0	0	0	0	0	0	0	82	272
																				(115)	(381)
1.50- 1.75	0	0	0	12	45	23	8	0	0	0	0	0	0	0	0	0	0	0	0	88	360
																				(123)	(505)
1.75- 2.00	0	0	0	6	33	27	3	1	0	0	0	0	0	0	0	0	0	0	0	70	430
																				(98)	(603)
2.00- 2.50	0	0	0	0	49	49	24	1	2	0	0	0	0	0	0	0	0	0	0	125	555
																				(175)	(778)
2.50- 3.00	0	0	0	1	5	49	17	2	1	0	0	0	0	0	0	0	0	0	0	75	630
																				(105)	(884)
3.00- 3.50	0	0	0	0	0	21	21	3	1	0	0	0	0	0	0	0	0	0	0	46	676
																				(65)	(948)
3.50- 4.00	0	0	0	0	0	14	6	4	0	0	0	0	0	0	0	0	0	0	0	24	700
																				(34)	(982)
4.00- 4.50	0	0	0	0	0	3	5	2	0	1	0	0	0	0	0	0	0	0	0	11	711
																				(15)	(997)
4.50- 5.00	0	0	0	0	0	0	1	1	0	0	0	0	0	0	0	0	0	0	0	2	713
																				(3)	(1000)
5.00- 5.50	0	0	0	0	0	0	0	0	0	0	0	0	0	0	0	0	0	0	0	0	713
																				(0)	(1000)
5.50- 6.00	0	0	0	0	0	0	0	0	0	0	0	0	0	0	0	0	0	0	0	0	713
																				(0)	(1000)
6.00- 6.50	0	0	0	0	0	0	0	0	0	0	0	0	0	0	0	0	0	0	0	0	713
																				(0)	(1000)
6.50- 7.00	0	0	0	0	0	0	0	0	0	0	0	0	0	0	0	0	0	0	0	0	713
																				(0)	(1000)
7.00- 8.00	0	0	0	0	0	0	0	0	0	0	0	0	0	0	0	0	0	0	0	0	713
																				(0)	(1000)
8.00- 9.00	0	0	0	0	0	0	0	0	0	0	0	0	0	0	0	0	0	0	0	0	713
																				(0)	(1000)
9.00-10.00	0	0	0	0	0	0	0	0	0	0	0	0	0	0	0	0	0	0	0	0	713
																				(0)	(1000)
10.00-11.00	0	0	0	0	0	0	0	0	0	0	0	0	0	0	0	0	0	0	0	0	713
																				(0)	(1000)
11.00-12.00	0	0	0	0	0	0	0	0	0	0	0	0	0	0	0	0	0	0	0	0	713
																				(0)	(1000)
12.00-	0	0	0	0	0	0	0	0	0	0	0	0	0	0	0	0	0	0	0	0	713
																				(0)	(1000)
TOTAL	0	2	18	131	229	224	89	15	4	1	0	0	0	0	0	0	0	0	0	713	713
(0.1%)	(0)	(3)	(25)	(184)	(321)	(314)	(125)	(21)	(6)	(1)	(0)	(0)	(0)	(0)	(0)	(0)	(0)	(0)	(0)	(1000)	(1000)
MICHO	0	2	20	151	380	604	693	708	712	713	713	713	713	713	713	713	713	713	713	713	713
(0.1%)	(0)	(3)	(28)	(212)	(533)	(847)	(972)	(993)	(999)	(1000)	(1000)	(1000)	(1000)	(1000)	(1000)	(1000)	(1000)	(1000)	(1000)	(1000)	(1000)

付表－5.21 b　浜田港　日平均有義波の波高・周期別度数分布表（春季）

HAMADA　　KI HYO　　74- 84　3- 5　　DOSUU BUNPU HYO

H \ T	SEION	3- 4	4- 5	5- 6	6- 7	KISYU 7- 8	USW 8- 9	9-10	10-11	11-12	12-13	13-14	14-15	15-16	16-17	17-18	18-19	19-	H3	T3 TOTAL	MICHO
SEION	42	15	12	2	0	0	0	0	0	0	0	0	0	0	0	0	0	0	0	71	71
																				(87)	(87)
0.25- 0.50	6	32	87	26	4	2	0	0	0	0	0	0	0	0	0	0	0	0	0	157	228
																				(193)	(280)
0.50- 0.75	1	4	66	61	7	4	0	1	0	0	0	0	0	0	0	0	0	0	0	144	372
																				(177)	(458)
0.75- 1.00	0	0	23	57	17	11	4	2	0	0	0	0	0	0	0	0	0	0	0	114	486
																				(140)	(598)
1.00- 1.25	0	0	8	73	19	6	2	0	0	0	0	0	0	0	0	0	0	0	0	108	594
																				(133)	(731)
1.25- 1.50	0	0	0	28	24	10	0	1	0	0	0	0	0	0	0	0	0	0	0	63	657
																				(77)	(808)
1.50- 1.75	0	0	0	13	22	8	4	0	0	0	0	0	0	0	0	0	0	0	0	47	704
																				(58)	(866)
1.75- 2.00	0	0	0	3	25	8	4	2	0	0	0	0	0	0	0	0	0	0	0	42	746
																				(52)	(918)
2.00- 2.50	0	0	0	0	12	12	8	1	1	0	0	0	0	0	0	0	0	0	0	34	780
																				(42)	(959)
2.50- 3.00	0	0	0	0	11	10	2	2	0	0	0	0	0	0	0	0	0	0	0	25	805
																				(31)	(990)
3.00- 3.50	0	0	0	0	0	1	3	1	0	0	0	0	0	0	0	0	0	0	0	5	810
																				(6)	(996)
3.50- 4.00	0	0	0	0	0	0	1	0	0	0	0	0	0	0	0	0	0	0	0	1	811
																				(1)	(998)
4.00- 4.50	0	0	0	0	0	0	1	0	1	0	0	0	0	0	0	0	0	0	0	2	813
																				(2)	(1000)
4.50- 5.00	0	0	0	0	0	0	0	0	0	0	0	0	0	0	0	0	0	0	0	0	813
																				(0)	(1000)
5.00- 5.50	0	0	0	0	0	0	0	0	0	0	0	0	0	0	0	0	0	0	0	0	813
																				(0)	(1000)
5.50- 6.00	0	0	0	0	0	0	0	0	0	0	0	0	0	0	0	0	0	0	0	0	813
																				(0)	(1000)
6.00- 6.50	0	0	0	0	0	0	0	0	0	0	0	0	0	0	0	0	0	0	0	0	813
																				(0)	(1000)
6.50- 7.00	0	0	0	0	0	0	0	0	0	0	0	0	0	0	0	0	0	0	0	0	813
																				(0)	(1000)
7.00- 8.00	0	0	0	0	0	0	0	0	0	0	0	0	0	0	0	0	0	0	0	0	813
																				(0)	(1000)
8.00- 9.00	0	0	0	0	0	0	0	0	0	0	0	0	0	0	0	0	0	0	0	0	813
																				(0)	(1000)
9.00-10.00	0	0	0	0	0	0	0	0	0	0	0	0	0	0	0	0	0	0	0	0	813
																				(0)	(1000)
10.00-11.00	0	0	0	0	0	0	0	0	0	0	0	0	0	0	0	0	0	0	0	0	813
																				(0)	(1000)
11.00-12.00	0	0	0	0	0	0	0	0	0	0	0	0	0	0	0	0	0	0	0	0	813
																				(0)	(1000)
12.00-	0	0	0	0	0	0	0	0	0	0	0	0	0	0	0	0	0	0	0	0	813
																				(0)	(1000)
TOTAL	49	51	196	263	141	72	29	10	2	0	0	0	0	0	0	0	0	0	0	813	813
(0.1%)	(60)	(63)	(241)	(323)	(173)	(89)	(36)	(12)	(2)	(0)	(0)	(0)	(0)	(0)	(0)	(0)	(0)	(0)	(0)	(1000)	(1000)
MICHO	49	100	296	559	700	772	801	811	813	813	813	813	813	813	813	813	813	813	813	813	813
(0.1%)	(60)	(123)	(364)	(688)	(861)	(950)	(985)	(998)	(1000)	(1000)	(1000)	(1000)	(1000)	(1000)	(1000)	(1000)	(1000)	(1000)	(1000)	(1000)	(1000)

付表－5.21 c　浜田港　日平均有義波の波高・周期別度数分布表（夏季）

HAMADA　KISYU　KI HYO　74- 84　6- 8　BOSUU BUNPU HYO

H \ T	SEION	3- 4	4- 5	5- 6	6- 7	7- 8	8- 9	9-10	10-11	11-12	12-13	13-14	14-15	15-16	16-17	17-18	18-19	19-	K3	T3 TOTAL	MICHO
SEIGN	87	20	15	3	0	0	0	0	0	0	0	0	0	0	0	0	0	0		125	125
																				(178)	(178)
0.25- 0.50	5	52	123	51	8	1	0	0	0	0	0	0	0	0	0	0	0	0		240	365
																				(341)	(518)
0.50- 0.75	0	6	78	52	14	6	0	0	0	0	0	0	0	0	0	0	0	0		156	521
																				(222)	(740)
0.75- 1.00	0	1	25	34	15	6	3	0	0	0	0	0	0	0	0	0	0	0		84	605
																				(119)	(859)
1.00- 1.25	0	0	3	26	11	5	4	1	0	0	0	0	0	0	0	0	0	0		50	655
																				(71)	(930)
1.25- 1.50	0	0	1	10	6	3	1	0	0	0	0	0	0	0	0	0	0	0		21	676
																				(30)	(960)
1.50- 1.75	0	0	0	6	4	7	1	0	0	0	0	0	0	0	0	0	0	0		18	694
																				(26)	(986)
1.75- 2.00	0	0	0	0	3	3	0	1	0	0	0	0	0	0	0	0	0	0		7	701
																				(10)	(996)
2.00- 2.50	0	0	0	0	0	0	1	0	1	0	0	0	0	0	0	0	0	0		2	703
																				(3)	(999)
2.50- 3.00	0	0	0	0	0	1	0	0	0	0	0	0	0	0	0	0	0	0		1	704
																				(1)	(1000)
3.00- 3.50	0	0	0	0	0	0	0	0	0	0	0	0	0	0	0	0	0	0		0	704
																				(0)	(1000)
3.50- 4.00	0	0	0	0	0	0	0	0	0	0	0	0	0	0	0	0	0	0		0	704
																				(0)	(1000)
4.00- 4.50	0	0	0	0	0	0	0	0	0	0	0	0	0	0	0	0	0	0		0	704
																				(0)	(1000)
4.50- 5.00	0	0	0	0	0	0	0	0	0	0	0	0	0	0	0	0	0	0		0	704
																				(0)	(1000)
5.00- 5.50	0	0	0	0	0	0	0	0	0	0	0	0	0	0	0	0	0	0		0	704
																				(0)	(1000)
5.50- 6.00	0	0	0	0	0	0	0	0	0	0	0	0	0	0	0	0	0	0		0	704
																				(0)	(1000)
6.00- 6.50	0	0	0	0	0	0	0	0	0	0	0	0	0	0	0	0	0	0		0	704
																				(0)	(1000)
6.50- 7.00	0	0	0	0	0	0	0	0	0	0	0	0	0	0	0	0	0	0		0	704
																				(0)	(1000)
7.00- 8.00	0	0	0	0	0	0	0	0	0	0	0	0	0	0	0	0	0	0		0	704
																				(0)	(1000)
8.00- 9.00	0	0	0	0	0	0	0	0	0	0	0	0	0	0	0	0	0	0		0	704
																				(0)	(1000)
9.00-10.00	0	0	0	0	0	0	0	0	0	0	0	0	0	0	0	0	0	0		0	704
																				(0)	(1000)
10.00-11.00	0	0	0	0	0	0	0	0	0	0	0	0	0	0	0	0	0	0		0	704
																				(0)	(1000)
11.00-12.00	0	0	0	0	0	0	0	0	0	0	0	0	0	0	0	0	0	0		0	704
																				(0)	(1000)
12.00-	0	0	0	0	0	0	0	0	0	0	0	0	0	0	0	0	0	0		0	704
																				(0)	(1000)
TOTAL	92	79	245	182	61	32	10	2	1	0	0	0	0	0	0	0	0	0		704	704
(0.1%)	(133)	(112)	(348)	(259)	(87)	(45)	(14)	(3)	(1)	(0)	(0)	(0)	(0)	(0)	(0)	(0)	(0)	(0)		(1000)	(1000)
MICHO	92	171	416	598	659	691	701	703	704	704	704	704	704	704	704	704	704	704		704	704
(0.1%)	(133)	(243)	(591)	(849)	(936)	(982)	(996)	(999)	(1000)	(1000)	(1000)	(1000)	(1000)	(1000)	(1000)	(1000)	(1000)	(1000)		(1000)	(1000)

付表－5.21 d　浜田港　日平均有義波の波高・周期別度数分布表（秋季）

HAMADA　KISYU　KI HYO　74- 84　9- 11　BOSUU BUNPU HYO

H \ T	SEION	3- 4	4- 5	5- 6	6- 7	7- 8	8- 9	9-10	10-11	11-12	12-13	13-14	14-15	15-16	16-17	17-18	18-19	19-	K3	T3 TOTAL	MICHO
SEIGN	16	5	2	0	1	0	0	0	0	0	0	0	0	0	0	0	0	0		24	24
																				(33)	(33)
0.25- 0.50	0	12	49	25	7	1	0	0	0	0	0	0	0	0	0	0	0	0		94	118
																				(131)	(164)
0.50- 0.75	0	1	43	69	15	4	2	0	0	0	0	0	0	0	0	0	0	0		134	252
																				(186)	(350)
0.75- 1.00	0	0	18	44	24	11	0	1	0	0	0	0	0	0	0	0	0	0		98	350
																				(136)	(486)
1.00- 1.25	0	0	4	45	34	17	4	1	0	0	0	0	0	0	0	0	0	0		105	455
																				(146)	(632)
1.25- 1.50	0	0	1	24	33	18	2	2	0	0	0	0	0	0	0	0	0	0		80	535
																				(111)	(743)
1.50- 1.75	0	0	0	8	32	12	4	0	0	0	0	0	0	0	0	0	0	0		56	591
																				(78)	(821)
1.75- 2.00	0	0	0	0	22	15	1	2	0	0	0	0	0	0	0	0	0	0		40	631
																				(56)	(876)
2.00- 2.50	0	0	0	0	10	28	6	1	0	0	0	0	0	0	0	0	0	0		45	676
																				(63)	(939)
2.50- 3.00	0	0	0	0	3	8	6	4	0	0	0	0	0	0	0	0	0	0		21	697
																				(29)	(968)
3.00- 3.50	0	0	0	0	0	11	4	1	1	0	0	0	0	0	0	0	0	0		17	714
																				(24)	(992)
3.50- 4.00	0	0	0	0	0	1	3	0	0	0	0	0	0	0	0	0	0	0		4	718
																				(6)	(997)
4.00- 4.50	0	0	0	0	0	1	0	0	0	0	0	0	0	0	0	0	0	0		1	719
																				(1)	(999)
4.50- 5.00	0	0	0	0	0	0	0	0	1	0	0	0	0	0	0	0	0	0		1	720
																				(1)	(1000)
5.00- 5.50	0	0	0	0	0	0	0	0	0	0	0	0	0	0	0	0	0	0		0	720
																				(0)	(1000)
5.50- 6.00	0	0	0	0	0	0	0	0	0	0	0	0	0	0	0	0	0	0		0	720
																				(0)	(1000)
6.00- 6.50	0	0	0	0	0	0	0	0	0	0	0	0	0	0	0	0	0	0		0	720
																				(0)	(1000)
6.50- 7.00	0	0	0	0	0	0	0	0	0	0	0	0	0	0	0	0	0	0		0	720
																				(0)	(1000)
7.00- 8.00	0	0	0	0	0	0	0	0	0	0	0	0	0	0	0	0	0	0		0	720
																				(0)	(1000)
8.00- 9.00	0	0	0	0	0	0	0	0	0	0	0	0	0	0	0	0	0	0		0	720
																				(0)	(1000)
9.00-10.00	0	0	0	0	0	0	0	0	0	0	0	0	0	0	0	0	0	0		0	720
																				(0)	(1000)
10.00-11.00	0	0	0	0	0	0	0	0	0	0	0	0	0	0	0	0	0	0		0	720
																				(0)	(1000)
11.00-12.00	0	0	0	0	0	0	0	0	0	0	0	0	0	0	0	0	0	0		0	720
																				(0)	(1000)
12.00-	0	0	0	0	0	0	0	0	0	0	0	0	0	0	0	0	0	0		0	720
																				(0)	(1000)
TOTAL	16	18	117	215	181	127	32	12	2	0	0	0	0	0	0	0	0	0		720	720
(0.1%)	(22)	(25)	(163)	(299)	(251)	(176)	(44)	(17)	(3)	(0)	(0)	(0)	(0)	(0)	(0)	(0)	(0)	(0)		(1000)	(1000)
MICHO	16	34	151	366	547	674	706	718	720	720	720	720	720	720	720	720	720	720		720	720
(0.1%)	(22)	(47)	(210)	(508)	(760)	(936)	(981)	(997)	(1000)	(1000)	(1000)	(1000)	(1000)	(1000)	(1000)	(1000)	(1000)	(1000)		(1000)	(1000)

付表－5.21 e　浜田港　日平均有義波の波高・周期別度数分布表（通年）

HAMADA　　KISYU　USW　NEN　HYO　　74-　3 - 84- 12　　DOSUU BUNPU HYO　N3　T3

H \ T	SEION	3- 4	4- 5	5- 6	6- 7	7- 8	8- 9	9-10	10-11	11-12	12-13	13-14	14-15	15-16	16-17	17-18	18-19	19-	TOTAL	KICHO
SEION	145	40	29	5	1	0	0	0	0	0	0	0	0	0	0	0	0	0	220 (74)	220 (74)
0.25- 0.50	11	97	264	109	20	5	0	0	0	0	0	0	0	0	0	0	0	0	506 (170)	726 (244)
0.50- 0.75	1	12	194	199	44	18	2	1	0	0	0	0	0	0	0	0	0	0	471 (158)	1197 (402)
0.75- 1.00	0	1	70	163	81	35	9	3	0	0	0	0	0	0	0	0	0	0	362 (121)	1559 (523)
1.00- 1.25	0	0	17	182	93	38	11	2	0	0	0	0	0	0	0	0	0	0	343 (115)	1902 (638)
1.25- 1.50	0	0	2	90	99	49	4	4	0	0	0	0	0	0	0	0	0	0	248 (83)	2150 (721)
1.50- 1.75	0	0	0	40	105	51	17	0	0	0	0	0	0	0	0	0	0	0	213 (71)	2363 (793)
1.75- 2.00	0	0	0	9	85	54	8	6	0	0	0	0	0	0	0	0	0	0	162 (54)	2525 (847)
2.00- 2.50	0	0	0	0	74	91	40	3	4	0	0	0	0	0	0	0	0	0	212 (71)	2737 (918)
2.50- 3.00	0	0	0	1	21	72	25	8	1	0	0	0	0	0	0	0	0	0	128 (43)	2865 (961)
3.00- 3.50	0	0	0	0	0	35	28	5	2	0	0	0	0	0	0	0	0	0	70 (23)	2935 (985)
3.50- 4.00	0	0	0	0	0	15	10	4	0	0	0	0	0	0	0	0	0	0	29 (10)	2964 (994)
4.00- 4.50	0	0	0	0	0	4	6	2	1	1	0	0	0	0	0	0	0	0	14 (5)	2978 (999)
4.50- 5.00	0	0	0	0	0	0	1	1	1	0	0	0	0	0	0	0	0	0	3 (1)	2981 (1000)
5.00- 5.50	0	0	0	0	0	0	0	0	0	0	0	0	0	0	0	0	0	0	0 (0)	2981 (1000)
5.50- 6.00	0	0	0	0	0	0	0	0	0	0	0	0	0	0	0	0	0	0	0 (0)	2981 (1000)
6.00- 6.50	0	0	0	0	0	0	0	0	0	0	0	0	0	0	0	0	0	0	0 (0)	2981 (1000)
6.50- 7.00	0	0	0	0	0	0	0	0	0	0	0	0	0	0	0	0	0	0	0 (0)	2981 (1000)
7.00- 8.00	0	0	0	0	0	0	0	0	0	0	0	0	0	0	0	0	0	0	0 (0)	2981 (1000)
8.00- 9.00	0	0	0	0	0	0	0	0	0	0	0	0	0	0	0	0	0	0	0 (0)	2981 (1000)
9.00-10.00	0	0	0	0	0	0	0	0	0	0	0	0	0	0	0	0	0	0	0 (0)	2981 (1000)
10.00-11.00	0	0	0	0	0	0	0	0	0	0	0	0	0	0	0	0	0	0	0 (0)	2981 (1000)
11.00-12.00	0	0	0	0	0	0	0	0	0	0	0	0	0	0	0	0	0	0	0 (0)	2981 (1000)
12.00-	0	0	0	0	0	0	0	0	0	0	0	0	0	0	0	0	0	0	0 (0)	2981 (1000)
TOTAL	157	150	576	798	623	467	161	39	9	1	0	0	0	0	0	0	0	0	2981	2981
(0.1%)	(53)	(50)	(193)	(268)	(209)	(157)	(54)	(13)	(3)	(0)	(0)	(0)	(0)	(0)	(0)	(0)	(0)	(0)	(1000)	(1000)
KICHO	157	307	883	1681	2304	2771	2932	2971	2980	2981	2981	2981	2981	2981	2981	2981	2981	2981	2981	2981
(0.1%)	(53)	(103)	(296)	(564)	(773)	(930)	(984)	(997)	(1000)	(1000)	(1000)	(1000)	(1000)	(1000)	(1000)	(1000)	(1000)	(1000)	(1000)	(1000)

付表－5.21 f　浜田港　日平均有義波の波高・周期別出現率表（通年）

HAMADA　　KISYU　USW　NEN　HYO　　74-　3 - 84- 12　　RITU　BUNPU HYO　H3　T3

H \ T	SEION	3- 4	4- 5	5- 6	6- 7	7- 8	8- 9	9-10	10-11	11-12	12-13	13-14	14-15	15-16	16-17	17-18	18-19	19-	TOTAL	KICHO
SEION	4.9	1.3	1.0	0.2	0.0	0.	0.	0.	0.	0.	0.	0.	0.	0.	0.	0.	0.	0.	7.4 (220)	7.4 (220)
0.25- 0.50	0.4	3.3	8.9	3.7	0.7	0.2	0.	0.	0.	0.	0.	0.	0.	0.	0.	0.	0.	0.	17.0 (506)	24.4 (726)
0.50- 0.75	0.0	0.4	6.5	6.7	1.5	0.6	0.1	0.0	0.	0.	0.	0.	0.	0.	0.	0.	0.	0.	15.8 (471)	40.2 (1197)
0.75- 1.00	0.	0.0	2.3	5.5	2.7	1.2	0.3	0.1	0.	0.	0.	0.	0.	0.	0.	0.	0.	0.	12.1 (362)	52.3 (1559)
1.00- 1.25	0.	0.	0.6	6.1	3.1	1.3	0.4	0.1	0.	0.	0.	0.	0.	0.	0.	0.	0.	0.	11.5 (343)	63.8 (1902)
1.25- 1.50	0.	0.	0.1	3.0	3.3	1.6	0.1	0.1	0.	0.	0.	0.	0.	0.	0.	0.	0.	0.	8.3 (248)	72.1 (2150)
1.50- 1.75	0.	0.	0.	1.3	3.5	1.7	0.6	0.	0.	0.	0.	0.	0.	0.	0.	0.	0.	0.	7.1 (213)	79.3 (2363)
1.75- 2.00	0.	0.	0.	0.3	2.9	1.8	0.3	0.2	0.	0.	0.	0.	0.	0.	0.	0.	0.	0.	5.4 (162)	84.7 (2525)
2.00- 2.50	0.	0.	0.	0.	2.5	3.1	1.3	0.1	0.1	0.	0.	0.	0.	0.	0.	0.	0.	0.	7.1 (212)	91.8 (2737)
2.50- 3.00	0.	0.	0.	0.0	0.7	2.4	0.8	0.3	0.0	0.	0.	0.	0.	0.	0.	0.	0.	0.	4.3 (128)	96.1 (2865)
3.00- 3.50	0.	0.	0.	0.	0.	1.2	0.9	0.2	0.1	0.	0.	0.	0.	0.	0.	0.	0.	0.	2.3 (70)	98.5 (2935)
3.50- 4.00	0.	0.	0.	0.	0.	0.5	0.3	0.1	0.	0.	0.	0.	0.	0.	0.	0.	0.	0.	1.0 (29)	99.4 (2964)
4.00- 4.50	0.	0.	0.	0.	0.	0.1	0.2	0.1	0.0	0.0	0.	0.	0.	0.	0.	0.	0.	0.	0.5 (14)	99.9 (2978)
4.50- 5.00	0.	0.	0.	0.	0.	0.	0.0	0.0	0.0	0.	0.	0.	0.	0.	0.	0.	0.	0.	0.1 (3)	100.0 (2981)
5.00- 5.50	0.	0.	0.	0.	0.	0.	0.	0.	0.	0.	0.	0.	0.	0.	0.	0.	0.	0.	0. (0)	100.0 (2981)
5.50- 6.00	0.	0.	0.	0.	0.	0.	0.	0.	0.	0.	0.	0.	0.	0.	0.	0.	0.	0.	0. (0)	100.0 (2981)
6.00- 6.50	0.	0.	0.	0.	0.	0.	0.	0.	0.	0.	0.	0.	0.	0.	0.	0.	0.	0.	0. (0)	100.0 (2981)
6.50- 7.00	0.	0.	0.	0.	0.	0.	0.	0.	0.	0.	0.	0.	0.	0.	0.	0.	0.	0.	0. (0)	100.0 (2981)
7.00- 8.00	0.	0.	0.	0.	0.	0.	0.	0.	0.	0.	0.	0.	0.	0.	0.	0.	0.	0.	0. (0)	100.0 (2981)
8.00- 9.00	0.	0.	0.	0.	0.	0.	0.	0.	0.	0.	0.	0.	0.	0.	0.	0.	0.	0.	0. (0)	100.0 (2981)
9.00-10.00	0.	0.	0.	0.	0.	0.	0.	0.	0.	0.	0.	0.	0.	0.	0.	0.	0.	0.	0. (0)	100.0 (2981)
10.00-11.00	0.	0.	0.	0.	0.	0.	0.	0.	0.	0.	0.	0.	0.	0.	0.	0.	0.	0.	0. (0)	100.0 (2981)
11.00-12.00	0.	0.	0.	0.	0.	0.	0.	0.	0.	0.	0.	0.	0.	0.	0.	0.	0.	0.	0. (0)	100.0 (2981)
12.00-	0.	0.	0.	0.	0.	0.	0.	0.	0.	0.	0.	0.	0.	0.	0.	0.	0.	0.	0. (0)	100.0 (2981)
TOTAL	5.3	5.0	19.3	26.8	20.9	15.7	5.4	1.3	0.3	0.0	0.	0.	0.	0.	0.	0.	0.	0.	100.0	100.0
	157	150	576	798	623	467	161	39	9	1	0	0	0	0	0	0	0	0	2981	2981
KICHO	5.3	10.3	29.6	56.4	77.3	93.0	98.4	99.7	100.0	100.0	100.0	100.0	100.0	100.0	100.0	100.0	100.0	100.0	100.0	100.0
	157	307	883	1681	2304	2771	2932	2971	2980	2981	2981	2981	2981	2981	2981	2981	2981	2981	2981	2981

付表－5.22 a　神戸港　日平均有義波の波高・周期別度数分布表（冬季）

KOODE　KISYU　USW　KI　HYO　71- 84　12- 2　BOSUU BUNPU HYO　H3　T3

H \ T	SEION	3- 4	4- 5	5- 6	6- 7	7- 8	8- 9	9-10	10-11	11-12	12-13	13-14	14-15	15-16	16-17	17-18	18-19	19-	TOTAL	MICHO
SEION	1	36	2	0	0	0	0	0	0	0	0	0	0	0	0	0	0	0	39	39
																			(45)	(45)
0.25- 0.50	10	604	29	0	0	0	0	0	0	0	0	0	0	0	0	0	0	0	643	682
																			(749)	(795)
0.50- 0.75	0	113	12	0	0	0	0	0	0	0	0	0	0	0	0	0	0	0	125	807
																			(146)	(941)
0.75- 1.00	0	36	5	0	0	0	0	0	0	0	0	0	0	0	0	0	0	0	41	848
																			(48)	(988)
1.00- 1.25	0	1	5	0	0	0	0	0	0	0	0	0	0	0	0	0	0	0	6	854
																			(7)	(995)
1.25- 1.50	0	0	4	0	0	0	0	0	0	0	0	0	0	0	0	0	0	0	4	858
																			(5)	(1000)
1.50- 1.75	0	0	0	0	0	0	0	0	0	0	0	0	0	0	0	0	0	0	0	858
																			(0)	(1000)
1.75- 2.00	0	0	0	0	0	0	0	0	0	0	0	0	0	0	0	0	0	0	0	858
																			(0)	(1000)
2.00- 2.50	0	0	0	0	0	0	0	0	0	0	0	0	0	0	0	0	0	0	0	858
																			(0)	(1000)
2.50- 3.00	0	0	0	0	0	0	0	0	0	0	0	0	0	0	0	0	0	0	0	858
																			(0)	(1000)
3.00- 3.50	0	0	0	0	0	0	0	0	0	0	0	0	0	0	0	0	0	0	0	858
																			(0)	(1000)
3.50- 4.00	0	0	0	0	0	0	0	0	0	0	0	0	0	0	0	0	0	0	0	858
																			(0)	(1000)
4.00- 4.50	0	0	0	0	0	0	0	0	0	0	0	0	0	0	0	0	0	0	0	858
																			(0)	(1000)
4.50- 5.00	0	0	0	0	0	0	0	0	0	0	0	0	0	0	0	0	0	0	0	858
																			(0)	(1000)
5.00- 5.50	0	0	0	0	0	0	0	0	0	0	0	0	0	0	0	0	0	0	0	858
																			(0)	(1000)
5.50- 6.00	0	0	0	0	0	0	0	0	0	0	0	0	0	0	0	0	0	0	0	858
																			(0)	(1000)
6.00- 6.50	0	0	0	0	0	0	0	0	0	0	0	0	0	0	0	0	0	0	0	858
																			(0)	(1000)
6.50- 7.00	0	0	0	0	0	0	0	0	0	0	0	0	0	0	0	0	0	0	0	858
																			(0)	(1000)
7.00- 8.00	0	0	0	0	0	0	0	0	0	0	0	0	0	0	0	0	0	0	0	858
																			(0)	(1000)
8.00- 9.00	0	0	0	0	0	0	0	0	0	0	0	0	0	0	0	0	0	0	0	858
																			(0)	(1000)
9.00-10.00	0	0	0	0	0	0	0	0	0	0	0	0	0	0	0	0	0	0	0	858
																			(0)	(1000)
10.00-11.00	0	0	0	0	0	0	0	0	0	0	0	0	0	0	0	0	0	0	0	858
																			(0)	(1000)
11.00-12.00	0	0	0	0	0	0	0	0	0	0	0	0	0	0	0	0	0	0	0	858
																			(0)	(1000)
12.00-	0	0	0	0	0	0	0	0	0	0	0	0	0	0	0	0	0	0	0	858
																			(0)	(1000)
TOTAL	11	790	57	0	0	0	0	0	0	0	0	0	0	0	0	0	0	0	858	858
(0.1%)	(13)	(921)	(66)	(0)	(0)	(0)	(0)	(0)	(0)	(0)	(0)	(0)	(0)	(0)	(0)	(0)	(0)	(0)	(1000)	(1000)
MICHO	11	801	858	858	858	858	858	858	858	858	858	858	858	858	858	858	858	858	858	858
(0.1%)	(13)	(934)	(1000)	(1000)	(1000)	(1000)	(1000)	(1000)	(1000)	(1000)	(1000)	(1000)	(1000)	(1000)	(1000)	(1000)	(1000)	(1000)	(1000)	(1000)

付表－5.22 b　神戸港　日平均有義波の波高・周期別度数分布表（春季）

KOODE　KISYU　USW　KI　HYO　71- 84　3- 5　BOSUU BUNPU HYO　H3　T3

H \ T	SEION	3- 4	4- 5	5- 6	6- 7	7- 8	8- 9	9-10	10-11	11-12	12-13	13-14	14-15	15-16	16-17	17-18	18-19	19-	TOTAL	MICHO
SEION	1	17	0	0	0	0	0	0	0	0	0	0	0	0	0	0	0	0	18	18
																			(18)	(18)
0.25- 0.50	12	803	67	1	0	0	0	0	0	0	0	0	0	0	0	0	0	0	883	901
																			(897)	(916)
0.50- 0.75	1	39	12	0	0	0	0	0	0	0	0	0	0	0	0	0	0	0	52	953
																			(53)	(968)
0.75- 1.00	0	7	17	0	0	0	0	0	0	0	0	0	0	0	0	0	0	0	24	977
																			(24)	(993)
1.00- 1.25	0	0	5	1	0	0	0	0	0	0	0	0	0	0	0	0	0	0	6	983
																			(6)	(999)
1.25- 1.50	0	0	1	0	0	0	0	0	0	0	0	0	0	0	0	0	0	0	1	984
																			(1)	(1000)
1.50- 1.75	0	0	0	0	0	0	0	0	0	0	0	0	0	0	0	0	0	0	0	984
																			(0)	(1000)
1.75- 2.00	0	0	0	0	0	0	0	0	0	0	0	0	0	0	0	0	0	0	0	984
																			(0)	(1000)
2.00- 2.50	0	0	0	0	0	0	0	0	0	0	0	0	0	0	0	0	0	0	0	984
																			(0)	(1000)
2.50- 3.00	0	0	0	0	0	0	0	0	0	0	0	0	0	0	0	0	0	0	0	984
																			(0)	(1000)
3.00- 3.50	0	0	0	0	0	0	0	0	0	0	0	0	0	0	0	0	0	0	0	984
																			(0)	(1000)
3.50- 4.00	0	0	0	0	0	0	0	0	0	0	0	0	0	0	0	0	0	0	0	984
																			(0)	(1000)
4.00- 4.50	0	0	0	0	0	0	0	0	0	0	0	0	0	0	0	0	0	0	0	984
																			(0)	(1000)
4.50- 5.00	0	0	0	0	0	0	0	0	0	0	0	0	0	0	0	0	0	0	0	984
																			(0)	(1000)
5.00- 5.50	0	0	0	0	0	0	0	0	0	0	0	0	0	0	0	0	0	0	0	984
																			(0)	(1000)
5.50- 6.00	0	0	0	0	0	0	0	0	0	0	0	0	0	0	0	0	0	0	0	984
																			(0)	(1000)
6.00- 6.50	0	0	0	0	0	0	0	0	0	0	0	0	0	0	0	0	0	0	0	984
																			(0)	(1000)
6.50- 7.00	0	0	0	0	0	0	0	0	0	0	0	0	0	0	0	0	0	0	0	984
																			(0)	(1000)
7.00- 8.00	0	0	0	0	0	0	0	0	0	0	0	0	0	0	0	0	0	0	0	984
																			(0)	(1000)
8.00- 9.00	0	0	0	0	0	0	0	0	0	0	0	0	0	0	0	0	0	0	0	984
																			(0)	(1000)
9.00-10.00	0	0	0	0	0	0	0	0	0	0	0	0	0	0	0	0	0	0	0	984
																			(0)	(1000)
10.00-11.00	0	0	0	0	0	0	0	0	0	0	0	0	0	0	0	0	0	0	0	984
																			(0)	(1000)
11.00-12.00	0	0	0	0	0	0	0	0	0	0	0	0	0	0	0	0	0	0	0	984
																			(0)	(1000)
12.00-	0	0	0	0	0	0	0	0	0	0	0	0	0	0	0	0	0	0	0	984
																			(0)	(1000)
TOTAL	14	866	102	2	0	0	0	0	0	0	0	0	0	0	0	0	0	0	984	984
(0.1%)	(14)	(880)	(104)	(2)	(0)	(0)	(0)	(0)	(0)	(0)	(0)	(0)	(0)	(0)	(0)	(0)	(0)	(0)	(1000)	(1000)
MICHO	14	880	982	984	984	984	984	984	984	984	984	984	984	984	984	984	984	984	984	984
(0.1%)	(14)	(894)	(998)	(1000)	(1000)	(1000)	(1000)	(1000)	(1000)	(1000)	(1000)	(1000)	(1000)	(1000)	(1000)	(1000)	(1000)	(1000)	(1000)	(1000)

付表－5.22 c　神戸港　日平均有義波の波高・周期別度数分布表（夏季）

KOOBE　　KI　HYO　　71- 84　6- 8　　DOSUU BUNPU HYO

H / T	SEION	3- 4	4- 5	5- 6	6- 7 (KISYU)	7- 8	8- 9 (USW)	9-10	10-11	11-12	12-13	13-14	14-15	15-16	16-17	17-18	18-19	19-	H3 / TOTAL	T3 / MICHO
SEION	17	61	5	3	1	0	0	0	0	0	0	0	0	0	0	0	0	0	87	87
																			(85)	(85)
0.25- 0.50	9	729	90	5	0	0	0	0	0	0	0	0	0	0	0	0	0	0	833	920
																			(814)	(899)
0.50- 0.75	3	58	15	2	1	0	0	0	0	0	0	0	0	0	0	0	0	0	79	999
																			(77)	(977)
0.75- 1.00	0	6	7	2	0	0	0	0	0	0	0	0	0	0	0	0	0	0	15	1014
																			(15)	(991)
1.00- 1.25	0	0	6	0	0	0	0	0	0	0	0	0	0	0	0	0	0	0	6	1020
																			(6)	(997)
1.25- 1.50	0	0	2	1	0	0	0	0	0	0	0	0	0	0	0	0	0	0	3	1023
																			(3)	(1000)
1.50- 1.75	0	0	0	0	0	0	0	0	0	0	0	0	0	0	0	0	0	0	0	1023
																			(0)	(1000)
1.75- 2.00	0	0	0	0	0	0	0	0	0	0	0	0	0	0	0	0	0	0	0	1023
																			(0)	(1000)
2.00- 2.50	0	0	0	0	0	0	0	0	0	0	0	0	0	0	0	0	0	0	0	1023
																			(0)	(1000)
2.50- 3.00	0	0	0	0	0	0	0	0	0	0	0	0	0	0	0	0	0	0	0	1023
																			(0)	(1000)
3.00- 3.50	0	0	0	0	0	0	0	0	0	0	0	0	0	0	0	0	0	0	0	1023
																			(0)	(1000)
3.50- 4.00	0	0	0	0	0	0	0	0	0	0	0	0	0	0	0	0	0	0	0	1023
																			(0)	(1000)
4.00- 4.50	0	0	0	0	0	0	0	0	0	0	0	0	0	0	0	0	0	0	0	1023
																			(0)	(1000)
4.50- 5.00	0	0	0	0	0	0	0	0	0	0	0	0	0	0	0	0	0	0	0	1023
																			(0)	(1000)
5.00- 5.50	0	0	0	0	0	0	0	0	0	0	0	0	0	0	0	0	0	0	0	1023
																			(0)	(1000)
5.50- 6.00	0	0	0	0	0	0	0	0	0	0	0	0	0	0	0	0	0	0	0	1023
																			(0)	(1000)
6.00- 6.50	0	0	0	0	0	0	0	0	0	0	0	0	0	0	0	0	0	0	0	1023
																			(0)	(1000)
6.50- 7.00	0	0	0	0	0	0	0	0	0	0	0	0	0	0	0	0	0	0	0	1023
																			(0)	(1000)
7.00- 8.00	0	0	0	0	0	0	0	0	0	0	0	0	0	0	0	0	0	0	0	1023
																			(0)	(1000)
8.00- 9.00	0	0	0	0	0	0	0	0	0	0	0	0	0	0	0	0	0	0	0	1023
																			(0)	(1000)
9.00-10.00	0	0	0	0	0	0	0	0	0	0	0	0	0	0	0	0	0	0	0	1023
																			(0)	(1000)
10.00-11.00	0	0	0	0	0	0	0	0	0	0	0	0	0	0	0	0	0	0	0	1023
																			(0)	(1000)
11.00-12.00	0	0	0	0	0	0	0	0	0	0	0	0	0	0	0	0	0	0	0	1023
																			(0)	(1000)
12.00-	0	0	0	0	0	0	0	0	0	0	0	0	0	0	0	0	0	0	0	1023
																			(0)	(1000)
TOTAL	29	854	125	13	2	0	0	0	0	0	0	0	0	0	0	0	0	0	1023	1023
(0.3%)	(28)	(835)	(122)	(13)	(2)	(0)	(0)	(0)	(0)	(0)	(0)	(0)	(0)	(0)	(0)	(0)	(0)	(0)	(1000)	(1000)
MICHO	29	883	1008	1021	1023	1023	1023	1023	1023	1023	1023	1023	1023	1023	1023	1023	1023	1023	1023	1023
(0.1%)	(28)	(863)	(985)	(998)	(1000)	(1000)	(1000)	(1000)	(1000)	(1000)	(1000)	(1000)	(1000)	(1000)	(1000)	(1000)	(1000)	(1000)	(1000)	(1000)

付表－5.22 d　神戸港　日平均有義波の波高・周期別度数分布表（秋季）

KOOBE　　KI　HYO　　71- 84　9- 11　　DOSUU BUNPU HYO

H / T	SEION	3- 4	4- 5	5- 6	6- 7 (KISYU)	7- 8	8- 9 (USW)	9-10	10-11	11-12	12-13	13-14	14-15	15-16	16-17	17-18	18-19	19-	H3 / TOTAL	T3 / MICHO
SEION	4	27	0	0	0	0	0	0	0	0	0	0	0	0	0	0	0	0	31	31
																			(33)	(33)
0.25- 0.50	34	777	14	5	1	0	1	0	0	0	0	0	0	0	0	0	0	0	832	863
																			(886)	(919)
0.50- 0.75	0	46	15	0	0	0	0	0	0	0	0	0	0	0	0	0	0	0	61	924
																			(65)	(984)
0.75- 1.00	0	5	3	1	0	0	0	0	0	0	0	0	0	0	0	0	0	0	9	933
																			(10)	(994)
1.00- 1.25	0	0	3	0	0	0	0	0	0	0	0	0	0	0	0	0	0	0	3	936
																			(3)	(997)
1.25- 1.50	0	0	1	0	0	0	0	0	0	0	0	0	0	0	0	0	0	0	1	937
																			(1)	(998)
1.50- 1.75	0	0	1	0	1	0	0	0	0	0	0	0	0	0	0	0	0	0	2	939
																			(2)	(1000)
1.75- 2.00	0	0	0	0	0	0	0	0	0	0	0	0	0	0	0	0	0	0	0	939
																			(0)	(1000)
2.00- 2.50	0	0	0	0	0	0	0	0	0	0	0	0	0	0	0	0	0	0	0	939
																			(0)	(1000)
2.50- 3.00	0	0	0	0	0	0	0	0	0	0	0	0	0	0	0	0	0	0	0	939
																			(0)	(1000)
3.00- 3.50	0	0	0	0	0	0	0	0	0	0	0	0	0	0	0	0	0	0	0	939
																			(0)	(1000)
3.50- 4.00	0	0	0	0	0	0	0	0	0	0	0	0	0	0	0	0	0	0	0	939
																			(0)	(1000)
4.00- 4.50	0	0	0	0	0	0	0	0	0	0	0	0	0	0	0	0	0	0	0	939
																			(0)	(1000)
4.50- 5.00	0	0	0	0	0	0	0	0	0	0	0	0	0	0	0	0	0	0	0	939
																			(0)	(1000)
5.00- 5.50	0	0	0	0	0	0	0	0	0	0	0	0	0	0	0	0	0	0	0	939
																			(0)	(1000)
5.50- 6.00	0	0	0	0	0	0	0	0	0	0	0	0	0	0	0	0	0	0	0	939
																			(0)	(1000)
6.00- 6.50	0	0	0	0	0	0	0	0	0	0	0	0	0	0	0	0	0	0	0	939
																			(0)	(1000)
6.50- 7.00	0	0	0	0	0	0	0	0	0	0	0	0	0	0	0	0	0	0	0	939
																			(0)	(1000)
7.00- 8.00	0	0	0	0	0	0	0	0	0	0	0	0	0	0	0	0	0	0	0	939
																			(0)	(1000)
8.00- 9.00	0	0	0	0	0	0	0	0	0	0	0	0	0	0	0	0	0	0	0	939
																			(0)	(1000)
9.00-10.00	0	0	0	0	0	0	0	0	0	0	0	0	0	0	0	0	0	0	0	939
																			(0)	(1000)
10.00-11.00	0	0	0	0	0	0	0	0	0	0	0	0	0	0	0	0	0	0	0	939
																			(0)	(1000)
11.00-12.00	0	0	0	0	0	0	0	0	0	0	0	0	0	0	0	0	0	0	0	939
																			(0)	(1000)
12.00-	0	0	0	0	0	0	0	0	0	0	0	0	0	0	0	0	0	0	0	939
																			(0)	(1000)
TOTAL	38	855	37	6	2	0	1	0	0	0	0	0	0	0	0	0	0	0	939	939
(0.1%)	(40)	(911)	(39)	(6)	(2)	(0)	(1)	(0)	(0)	(0)	(0)	(0)	(0)	(0)	(0)	(0)	(0)	(0)	(1000)	(1000)
MICHO	38	893	930	936	938	938	939	939	939	939	939	939	939	939	939	939	939	939	939	939
(0.1%)	(40)	(951)	(990)	(997)	(999)	(999)	(1000)	(1000)	(1000)	(1000)	(1000)	(1000)	(1000)	(1000)	(1000)	(1000)	(1000)	(1000)	(1000)	(1000)

付表－5.22 e　神戸港　日平均有義波の波高・周期別度数分布表（通年）

KOOBE　NEN HYO　71- 5 - 84- 12　DOSUU BUNPU HYO

H \ T	SEION	3- 4	4- 5	5- 6	6- 7 (KISYU)	7- 8	8- 9 (USW)	9-10	10-11	11-12	12-13	13-14	14-15	15-16	16-17	17-18	18-19	19-	H3 TOTAL	T3 MICHO
SEION	23	141	7	3	1	0	0	0	0	0	0	0	0	0	0	0	0	0	175 (46)	175 (46)
0.25- 0.50	65	2935	200	11	1	0	1	0	0	0	0	0	0	0	0	0	0	0	3213 (838)	3388 (883)
0.50- 0.75	4	263	54	2	1	0	0	0	0	0	0	0	0	0	0	0	0	0	324 (84)	3712 (968)
0.75- 1.00	0	56	32	3	0	0	0	0	0	0	0	0	0	0	0	0	0	0	91 (24)	3803 (992)
1.00- 1.25	0	1	19	1	0	0	0	0	0	0	0	0	0	0	0	0	0	0	21 (5)	3824 (997)
1.25- 1.50	0	0	8	1	0	0	0	0	0	0	0	0	0	0	0	0	0	0	9 (2)	3833 (999)
1.50- 1.75	0	0	1	0	1	0	0	0	0	0	0	0	0	0	0	0	0	0	2 (1)	3835 (1000)
1.75- 2.00	0	0	0	0	0	0	0	0	0	0	0	0	0	0	0	0	0	0	0 (0)	3835 (1000)
2.00- 2.50	0	0	0	0	0	0	0	0	0	0	0	0	0	0	0	0	0	0	0 (0)	3835 (1000)
2.50- 3.00	0	0	0	0	0	0	0	0	0	0	0	0	0	0	0	0	0	0	0 (0)	3835 (1000)
3.00- 3.50	0	0	0	0	0	0	0	0	0	0	0	0	0	0	0	0	0	0	0 (0)	3835 (1000)
3.50- 4.00	0	0	0	0	0	0	0	0	0	0	0	0	0	0	0	0	0	0	0 (0)	3835 (1000)
4.00- 4.50	0	0	0	0	0	0	0	0	0	0	0	0	0	0	0	0	0	0	0 (0)	3835 (1000)
4.50- 5.00	0	0	0	0	0	0	0	0	0	0	0	0	0	0	0	0	0	0	0 (0)	3835 (1000)
5.00- 5.50	0	0	0	0	0	0	0	0	0	0	0	0	0	0	0	0	0	0	0 (0)	3835 (1000)
5.50- 6.00	0	0	0	0	0	0	0	0	0	0	0	0	0	0	0	0	0	0	0 (0)	3835 (1000)
6.00- 6.50	0	0	0	0	0	0	0	0	0	0	0	0	0	0	0	0	0	0	0 (0)	3835 (1000)
6.50- 7.00	0	0	0	0	0	0	0	0	0	0	0	0	0	0	0	0	0	0	0 (0)	3835 (1000)
7.00- 8.00	0	0	0	0	0	0	0	0	0	0	0	0	0	0	0	0	0	0	0 (0)	3835 (1000)
8.00- 9.00	0	0	0	0	0	0	0	0	0	0	0	0	0	0	0	0	0	0	0 (0)	3835 (1000)
9.00-10.00	0	0	0	0	0	0	0	0	0	0	0	0	0	0	0	0	0	0	0 (0)	3835 (1000)
10.00-11.00	0	0	0	0	0	0	0	0	0	0	0	0	0	0	0	0	0	0	0 (0)	3835 (1000)
11.00-12.00	0	0	0	0	0	0	0	0	0	0	0	0	0	0	0	0	0	0	0 (0)	3835 (1000)
12.00-	0	0	0	0	0	0	0	0	0	0	0	0	0	0	0	0	0	0	0 (0)	3835 (1000)
TOTAL (0.1%)	92 (24)	3396 (886)	321 (84)	21 (5)	4 (1)	0 (0)	1 (0)	0 (0)	0 (0)	0 (0)	0 (0)	0 (0)	0 (0)	0 (0)	0 (0)	0 (0)	0 (0)	0 (0)	3835 (1000)	3835 (1000)
MICHO (0.1%)	92 (24)	3488 (910)	3809 (993)	3830 (999)	3834 (1000)	3834 (1000)	3835 (1000)	3835 (1000)	3835 (1000)	3835 (1000)	3835 (1000)	3835 (1000)	3835 (1000)	3835 (1000)	3835 (1000)	3835 (1000)	3835 (1000)	3835 (1000)	3835 (1000)	3835 (1000)

付表－5.22 f　神戸港　日平均有義波の波高・周期別出現率表（通年）

KOOBE　NEN HYO　71- 5 - 84- 12　RITU BUNPU HYO

H \ T	SEION	3- 4	4- 5	5- 6	6- 7 (KISYU)	7- 8	8- 9 (USW)	9-10	10-11	11-12	12-13	13-14	14-15	15-16	16-17	17-18	18-19	19-	H3 TOTAL	T3 MICHO
SEION	0.6	3.7	0.2	0.1	0.0	0.	0.	0.	0.	0.	0.	0.	0.	0.	0.	0.	0.	0.	4.6 (175)	4.6 (175)
0.25- 0.50	1.7	76.5	5.2	0.3	0.0	0.	0.0	0.	0.	0.	0.	0.	0.	0.	0.	0.	0.	0.	83.8 (3213)	88.3 (3388)
0.50- 0.75	0.1	6.9	1.4	0.1	0.0	0.	0.	0.	0.	0.	0.	0.	0.	0.	0.	0.	0.	0.	8.4 (324)	96.8 (3712)
0.75- 1.00	0.	1.5	0.8	0.1	0.	0.	0.	0.	0.	0.	0.	0.	0.	0.	0.	0.	0.	0.	2.4 (91)	99.2 (3803)
1.00- 1.25	0.	0.0	0.5	0.0	0.	0.	0.	0.	0.	0.	0.	0.	0.	0.	0.	0.	0.	0.	0.5 (21)	99.7 (3824)
1.25- 1.50	0.	0.	0.2	0.0	0.	0.	0.	0.	0.	0.	0.	0.	0.	0.	0.	0.	0.	0.	0.2 (9)	99.9 (3833)
1.50- 1.75	0.	0.	0.0	0.	0.0	0.	0.	0.	0.	0.	0.	0.	0.	0.	0.	0.	0.	0.	0.1 (2)	100.0 (3835)
1.75- 2.00	0.	0.	0.	0.	0.	0.	0.	0.	0.	0.	0.	0.	0.	0.	0.	0.	0.	0.	0. (0)	100.0 (3835)
2.00- 2.50	0.	0.	0.	0.	0.	0.	0.	0.	0.	0.	0.	0.	0.	0.	0.	0.	0.	0.	0. (0)	100.0 (3835)
2.50- 3.00	0.	0.	0.	0.	0.	0.	0.	0.	0.	0.	0.	0.	0.	0.	0.	0.	0.	0.	0. (0)	100.0 (3835)
3.00- 3.50	0.	0.	0.	0.	0.	0.	0.	0.	0.	0.	0.	0.	0.	0.	0.	0.	0.	0.	0. (0)	100.0 (3835)
3.50- 4.00	0.	0.	0.	0.	0.	0.	0.	0.	0.	0.	0.	0.	0.	0.	0.	0.	0.	0.	0. (0)	100.0 (3835)
4.00- 4.50	0.	0.	0.	0.	0.	0.	0.	0.	0.	0.	0.	0.	0.	0.	0.	0.	0.	0.	0. (0)	100.0 (3835)
4.50- 5.00	0.	0.	0.	0.	0.	0.	0.	0.	0.	0.	0.	0.	0.	0.	0.	0.	0.	0.	0. (0)	100.0 (3835)
5.00- 5.50	0.	0.	0.	0.	0.	0.	0.	0.	0.	0.	0.	0.	0.	0.	0.	0.	0.	0.	0. (0)	100.0 (3835)
5.50- 6.00	0.	0.	0.	0.	0.	0.	0.	0.	0.	0.	0.	0.	0.	0.	0.	0.	0.	0.	0. (0)	100.0 (3835)
6.00- 6.50	0.	0.	0.	0.	0.	0.	0.	0.	0.	0.	0.	0.	0.	0.	0.	0.	0.	0.	0. (0)	100.0 (3835)
6.50- 7.00	0.	0.	0.	0.	0.	0.	0.	0.	0.	0.	0.	0.	0.	0.	0.	0.	0.	0.	0. (0)	100.0 (3835)
7.00- 8.00	0.	0.	0.	0.	0.	0.	0.	0.	0.	0.	0.	0.	0.	0.	0.	0.	0.	0.	0. (0)	100.0 (3835)
8.00- 9.00	0.	0.	0.	0.	0.	0.	0.	0.	0.	0.	0.	0.	0.	0.	0.	0.	0.	0.	0. (0)	100.0 (3835)
9.00-10.00	0.	0.	0.	0.	0.	0.	0.	0.	0.	0.	0.	0.	0.	0.	0.	0.	0.	0.	0. (0)	100.0 (3835)
10.00-11.00	0.	0.	0.	0.	0.	0.	0.	0.	0.	0.	0.	0.	0.	0.	0.	0.	0.	0.	0. (0)	100.0 (3835)
11.00-12.00	0.	0.	0.	0.	0.	0.	0.	0.	0.	0.	0.	0.	0.	0.	0.	0.	0.	0.	0. (0)	100.0 (3835)
12.00-	0.	0.	0.	0.	0.	0.	0.	0.	0.	0.	0.	0.	0.	0.	0.	0.	0.	0.	0. (0)	100.0 (3835)
TOTAL	2.4 92	88.6 3396	8.4 321	0.5 21	0.1 4	0. 0	0.0 1	0. 0	0. 0	0. 0	0. 0	0. 0	0. 0	0. 0	0. 0	0. 0	0. 0	0. 0	100.0 3835	100.0 3835
MICHO	2.4 92	91.0 3488	99.3 3809	99.9 3830	100.0 3834	100.0 3834	100.0 3835	100.0 3835	100.0 3835	100.0 3835	100.0 3835	100.0 3835	100.0 3835	100.0 3835	100.0 3835	100.0 3835	100.0 3835	100.0 3835	100.0 3835	100.0 3835

付表－5.23 a　油津港　日平均有義波の波高・周期別度数分布表（冬季）

ABURATSU　KISYU　USW　KI　HYO　75- 83　12- 2　GOSUU BUNPU HYO　H3　T3

H \ T	SEION	3- 4	4- 5	5- 6	6- 7	7- 8	8- 9	9-10	10-11	11-12	12-13	13-14	14-15	15-16	16-17	17-18	18-19	19-	TOTAL	HICHO
SEION	15	2	0	0	0	0	0	0	0	0	0	0	0	0	0	0	0	0	17	17
																			(25)	(25)
0.25- 0.50	1	7	13	40	54	24	14	4	0	0	0	0	0	0	0	0	0	0	157	174
																			(230)	(255)
0.50- 0.75	0	1	1	31	82	66	49	12	7	1	0	0	0	0	0	0	0	0	250	424
																			(367)	(622)
0.75- 1.00	0	0	0	11	40	32	24	9	2	2	0	0	0	0	0	0	0	0	120	544
																			(176)	(798)
1.00- 1.25	0	0	0	8	29	16	10	5	4	1	1	0	0	0	0	0	0	0	74	618
																			(109)	(906)
1.25- 1.50	0	0	0	0	11	10	0	3	0	1	0	0	0	0	0	0	0	0	25	643
																			(37)	(943)
1.50- 1.75	0	0	0	0	4	10	4	0	2	0	0	0	0	0	0	0	0	0	20	663
																			(29)	(972)
1.75- 2.00	0	0	0	0	2	4	3	1	0	0	0	0	0	0	0	0	0	0	10	673
																			(15)	(987)
2.00- 2.50	0	0	0	0	0	4	2	0	0	0	0	0	0	0	0	0	0	0	6	679
																			(9)	(996)
2.50- 3.00	0	0	0	0	0	0	1	0	1	0	0	0	0	0	0	0	0	0	2	681
																			(3)	(999)
3.00- 3.50	0	0	0	0	0	0	1	0	0	0	0	0	0	0	0	0	0	0	1	682
																			(1)	(1000)
3.50- 4.00	0	0	0	0	0	0	0	0	0	0	0	0	0	0	0	0	0	0	0	682
																			(0)	(1000)
4.00- 4.50	0	0	0	0	0	0	0	0	0	0	0	0	0	0	0	0	0	0	0	682
																			(0)	(1000)
4.50- 5.00	0	0	0	0	0	0	0	0	0	0	0	0	0	0	0	0	0	0	0	682
																			(0)	(1000)
5.00- 5.50	0	0	0	0	0	0	0	0	0	0	0	0	0	0	0	0	0	0	0	682
																			(0)	(1000)
5.50- 6.00	0	0	0	0	0	0	0	0	0	0	0	0	0	0	0	0	0	0	0	682
																			(0)	(1000)
6.00- 6.50	0	0	0	0	0	0	0	0	0	0	0	0	0	0	0	0	0	0	0	682
																			(0)	(1000)
6.50- 7.00	0	0	0	0	0	0	0	0	0	0	0	0	0	0	0	0	0	0	0	682
																			(0)	(1000)
7.00- 8.00	0	0	0	0	0	0	0	0	0	0	0	0	0	0	0	0	0	0	0	682
																			(0)	(1000)
8.00- 9.00	0	0	0	0	0	0	0	0	0	0	0	0	0	0	0	0	0	0	0	682
																			(0)	(1000)
9.00-10.00	0	0	0	0	0	0	0	0	0	0	0	0	0	0	0	0	0	0	0	682
																			(0)	(1000)
10.00-11.00	0	0	0	0	0	0	0	0	0	0	0	0	0	0	0	0	0	0	0	682
																			(0)	(1000)
11.00-12.00	0	0	0	0	0	0	0	0	0	0	0	0	0	0	0	0	0	0	0	682
																			(0)	(1000)
12.00-	0	0	0	0	0	0	0	0	0	0	0	0	0	0	0	0	0	0	0	682
																			(0)	(1000)
TOTAL	16	10	14	90	222	166	108	34	16	5	1	0	0	0	0	0	0	0	682	682
(0.1%)	(23)	(15)	(21)	(132)	(326)	(243)	(158)	(50)	(23)	(7)	(1)	(0)	(0)	(0)	(0)	(0)	(0)	(0)	(1000)	(1000)
HICHO	16	26	40	130	352	518	626	660	676	681	682	682	682	682	682	682	682	682	682	682
(0.1%)	(23)	(38)	(59)	(191)	(516)	(760)	(918)	(968)	(991)	(999)	(1000)	(1000)	(1000)	(1000)	(1000)	(1000)	(1000)	(1000)	(1000)	(1000)

付表－5.23 b　油津港　日平均有義波の波高・周期別度数分布表（春季）

ABURATSU　KISYU　USW　KI　HYO　75- 83　3- 5　GOSUU BUNPU HYO　H3　T3

H \ T	SEION	3- 4	4- 5	5- 6	6- 7	7- 8	8- 9	9-10	10-11	11-12	12-13	13-14	14-15	15-16	16-17	17-18	18-19	19-	TOTAL	HICHO
SEION	3	2	0	0	0	0	0	0	0	0	0	0	0	0	0	0	0	0	5	5
																			(7)	(7)
0.25- 0.50	1	1	4	6	8	19	8	3	0	0	0	0	0	0	0	0	0	0	50	55
																			(70)	(77)
0.50- 0.75	0	0	1	10	62	54	33	7	1	0	0	0	0	0	0	0	0	0	168	223
																			(237)	(314)
0.75- 1.00	0	0	0	10	59	51	22	5	3	1	0	0	0	0	0	0	0	0	151	374
																			(213)	(527)
1.00- 1.25	0	0	0	4	52	52	22	2	0	0	0	0	0	0	0	0	0	0	132	506
																			(186)	(713)
1.25- 1.50	0	0	0	1	28	36	14	4	0	1	0	0	0	0	0	0	0	0	84	590
																			(118)	(831)
1.50- 1.75	0	0	0	0	13	23	7	4	0	0	0	0	0	0	0	0	0	0	47	637
																			(66)	(897)
1.75- 2.00	0	0	0	0	5	13	8	3	3	0	0	0	0	0	0	0	0	0	32	669
																			(45)	(942)
2.00- 2.50	0	0	0	0	2	11	9	2	1	0	0	0	0	0	0	0	0	0	25	694
																			(35)	(977)
2.50- 3.00	0	0	0	0	0	5	6	2	0	0	0	0	0	0	0	0	0	0	13	707
																			(18)	(996)
3.00- 3.50	0	0	0	0	0	0	0	1	1	0	1	0	0	0	0	0	0	0	3	710
																			(4)	(1000)
3.50- 4.00	0	0	0	0	0	0	0	0	0	0	0	0	0	0	0	0	0	0	0	710
																			(0)	(1000)
4.00- 4.50	0	0	0	0	0	0	0	0	0	0	0	0	0	0	0	0	0	0	0	710
																			(0)	(1000)
4.50- 5.00	0	0	0	0	0	0	0	0	0	0	0	0	0	0	0	0	0	0	0	710
																			(0)	(1000)
5.00- 5.50	0	0	0	0	0	0	0	0	0	0	0	0	0	0	0	0	0	0	0	710
																			(0)	(1000)
5.50- 6.00	0	0	0	0	0	0	0	0	0	0	0	0	0	0	0	0	0	0	0	710
																			(0)	(1000)
6.00- 6.50	0	0	0	0	0	0	0	0	0	0	0	0	0	0	0	0	0	0	0	710
																			(0)	(1000)
6.50- 7.00	0	0	0	0	0	0	0	0	0	0	0	0	0	0	0	0	0	0	0	710
																			(0)	(1000)
7.00- 8.00	0	0	0	0	0	0	0	0	0	0	0	0	0	0	0	0	0	0	0	710
																			(0)	(1000)
8.00- 9.00	0	0	0	0	0	0	0	0	0	0	0	0	0	0	0	0	0	0	0	710
																			(0)	(1000)
9.00-10.00	0	0	0	0	0	0	0	0	0	0	0	0	0	0	0	0	0	0	0	710
																			(0)	(1000)
10.00-11.00	0	0	0	0	0	0	0	0	0	0	0	0	0	0	0	0	0	0	0	710
																			(0)	(1000)
11.00-12.00	0	0	0	0	0	0	0	0	0	0	0	0	0	0	0	0	0	0	0	710
																			(0)	(1000)
12.00-	0	0	0	0	0	0	0	0	0	0	0	0	0	0	0	0	0	0	0	710
																			(0)	(1000)
TOTAL	4	3	5	31	229	264	129	33	9	2	1	0	0	0	0	0	0	0	710	710
(0.1%)	(6)	(4)	(7)	(44)	(323)	(372)	(182)	(46)	(13)	(3)	(1)	(0)	(0)	(0)	(0)	(0)	(0)	(0)	(1000)	(1000)
HICHO	4	7	12	43	272	536	665	698	707	709	710	710	710	710	710	710	710	710	710	710
(0.1%)	(6)	(10)	(17)	(61)	(383)	(755)	(937)	(983)	(996)	(999)	(1000)	(1000)	(1000)	(1000)	(1000)	(1000)	(1000)	(1000)	(1000)	(1000)

付表－5.23 c　油津港　日平均有義波の波高・周期別度数分布表（夏季）

ADURATSU　KISYU　USW　KI　HYO　75- 83　6- 8　DOSUU BUNPU HYO　H3　T3

H \ T	SEION	3- 4	4- 5	5- 6	6- 7	7- 8	8- 9	9-10	10-11	11-12	12-13	13-14	14-15	15-16	16-17	17-18	18-19	19-	TOTAL	MICHO
SEION	0	2	0	0	0	0	0	0	0	0	0	0	0	0	0	0	0	0	2 (3)	2 (3)
0.25- 0.50	0	0	0	10	16	22	20	3	0	0	0	0	0	0	0	0	0	0	71 (102)	73 (105)
0.50- 0.75	0	0	0	16	78	77	49	10	0	0	0	0	0	0	0	0	0	0	230 (330)	303 (434)
0.75- 1.00	0	0	0	7	57	51	26	8	0	0	0	0	0	0	0	0	0	0	149 (213)	452 (648)
1.00- 1.25	0	0	0	1	23	32	23	5	0	1	0	0	0	0	0	0	0	0	85 (122)	537 (769)
1.25- 1.50	0	0	0	0	11	27	16	5	2	0	0	0	0	0	0	0	0	0	61 (87)	598 (857)
1.50- 1.75	0	0	0	0	5	14	8	3	0	0	0	0	0	0	0	0	0	0	30 (43)	628 (900)
1.75- 2.00	0	0	0	0	1	4	5	5	2	1	0	0	0	0	0	0	0	0	18 (26)	646 (926)
2.00- 2.50	0	0	0	0	0	7	4	11	3	2	0	0	0	0	0	0	0	0	27 (39)	673 (964)
2.50- 3.00	0	0	0	0	0	3	3	4	3	1	1	0	0	0	0	0	0	0	15 (21)	688 (986)
3.00- 3.50	0	0	0	0	0	0	0	0	3	0	0	0	0	0	0	0	0	0	3 (4)	691 (990)
3.50- 4.00	0	0	0	0	0	0	0	2	0	1	0	0	0	0	0	0	0	0	3 (4)	694 (994)
4.00- 4.50	0	0	0	0	0	0	0	0	1	1	0	0	0	0	0	0	0	0	2 (3)	696 (997)
4.50- 5.00	0	0	0	0	0	0	0	0	1	0	0	0	0	0	0	0	0	0	1 (1)	697 (999)
5.00- 5.50	0	0	0	0	0	0	0	0	0	1	0	0	0	0	0	0	0	0	1 (1)	698 (1000)
5.50- 6.00	0	0	0	0	0	0	0	0	0	0	0	0	0	0	0	0	0	0	0 (0)	698 (1000)
6.00- 6.50	0	0	0	0	0	0	0	0	0	0	0	0	0	0	0	0	0	0	0 (0)	698 (1000)
6.50- 7.00	0	0	0	0	0	0	0	0	0	0	0	0	0	0	0	0	0	0	0 (0)	698 (1000)
7.00- 8.00	0	0	0	0	0	0	0	0	0	0	0	0	0	0	0	0	0	0	0 (0)	698 (1000)
8.00- 9.00	0	0	0	0	0	0	0	0	0	0	0	0	0	0	0	0	0	0	0 (0)	698 (1000)
9.00-10.00	0	0	0	0	0	0	0	0	0	0	0	0	0	0	0	0	0	0	0 (0)	698 (1000)
10.00-11.00	0	0	0	0	0	0	0	0	0	0	0	0	0	0	0	0	0	0	0 (0)	698 (1000)
11.00-12.00	0	0	0	0	0	0	0	0	0	0	0	0	0	0	0	0	0	0	0 (0)	698 (1000)
12.00-	0	0	0	0	0	0	0	0	0	0	0	0	0	0	0	0	0	0	0 (0)	698 (1000)
TOTAL	0	2	0	34	191	237	154	56	15	8	1	0	0	0	0	0	0	0	698 (1000)	698 (1000)
(0.1%)	(0)	(3)	(0)	(49)	(274)	(340)	(221)	(80)	(21)	(11)	(1)	(0)	(0)	(0)	(0)	(0)	(0)	(0)		
MICHO	0	2	2	36	227	464	618	674	689	697	698	698	698	698	698	698	698	698	698 (1000)	698 (1000)
(0.1%)	(0)	(3)	(3)	(52)	(325)	(665)	(885)	(966)	(987)	(999)	(1000)	(1000)	(1000)	(1000)	(1000)	(1000)	(1000)	(1000)		

付表－5.23 d　油津港　日平均有義波の波高・周期別度数分布表（秋季）

ADURATSU　KISYU　USW　KI　HYO　75- 82　9- 11　DOSUU BUNPU HYO　H3　T3

H \ T	SEION	3- 4	4- 5	5- 6	6- 7	7- 8	8- 9	9-10	10-11	11-12	12-13	13-14	14-15	15-16	16-17	17-18	18-19	19-	TOTAL	MICHO
SEION	1	0	0	0	0	0	0	0	0	0	0	0	0	0	0	0	0	0	1 (2)	1 (2)
0.25- 0.50	1	0	2	8	13	11	8	2	0	0	0	0	0	0	0	0	0	0	45 (49)	46 (71)
0.50- 0.75	0	0	0	7	34	42	23	9	1	1	0	0	0	0	0	0	0	0	117 (181)	163 (252)
0.75- 1.00	0	0	0	10	27	53	22	8	1	0	0	0	0	0	0	0	0	0	121 (187)	284 (438)
1.00- 1.25	0	0	0	2	21	21	21	14	1	1	0	0	0	0	0	0	0	0	81 (125)	365 (563)
1.25- 1.50	0	0	0	0	14	27	27	4	3	3	1	0	0	0	0	0	0	0	79 (122)	444 (685)
1.50- 1.75	0	0	0	0	7	17	22	10	4	3	2	0	0	0	0	0	0	0	65 (100)	509 (785)
1.75- 2.00	0	0	0	0	2	15	12	6	3	2	0	0	0	0	0	0	0	0	40 (62)	549 (847)
2.00- 2.50	0	0	0	0	0	11	22	8	4	4	2	0	0	0	0	0	0	0	51 (79)	600 (926)
2.50- 3.00	0	0	0	0	0	2	5	8	5	2	0	1	0	0	0	0	0	0	23 (35)	623 (961)
3.00- 3.50	0	0	0	0	0	0	2	5	1	2	0	0	0	0	0	0	0	0	10 (15)	633 (977)
3.50- 4.00	0	0	0	0	0	0	1	0	5	1	1	0	0	0	0	0	0	0	8 (12)	641 (989)
4.00- 4.50	0	0	0	0	0	0	0	1	1	1	0	0	0	0	0	0	0	0	3 (5)	644 (994)
4.50- 5.00	0	0	0	0	0	0	0	0	1	1	0	0	0	0	0	0	0	0	2 (3)	646 (997)
5.00- 5.50	0	0	0	0	0	0	0	0	0	1	0	0	0	0	0	0	0	0	1 (2)	647 (998)
5.50- 6.00	0	0	0	0	0	0	0	0	0	0	0	0	0	0	0	0	0	0	0 (0)	647 (998)
6.00- 6.50	0	0	0	0	0	0	0	0	0	1	0	0	0	0	0	0	0	0	1 (2)	648 (1000)
6.50- 7.00	0	0	0	0	0	0	0	0	0	0	0	0	0	0	0	0	0	0	0 (0)	648 (1000)
7.00- 8.00	0	0	0	0	0	0	0	0	0	0	0	0	0	0	0	0	0	0	0 (0)	648 (1000)
8.00- 9.00	0	0	0	0	0	0	0	0	0	0	0	0	0	0	0	0	0	0	0 (0)	648 (1000)
9.00-10.00	0	0	0	0	0	0	0	0	0	0	0	0	0	0	0	0	0	0	0 (0)	648 (1000)
10.00-11.00	0	0	0	0	0	0	0	0	0	0	0	0	0	0	0	0	0	0	0 (0)	648 (1000)
11.00-12.00	0	0	0	0	0	0	0	0	0	0	0	0	0	0	0	0	0	0	0 (0)	648 (1000)
12.00-	0	0	0	0	0	0	0	0	0	0	0	0	0	0	0	0	0	0	0 (0)	648 (1000)
TOTAL	2	0	2	27	118	199	165	75	30	23	6	1	0	0	0	0	0	0	648 (1000)	648 (1000)
(0.1%)	(3)	(0)	(3)	(42)	(182)	(307)	(255)	(116)	(46)	(35)	(9)	(2)	(0)	(0)	(0)	(0)	(0)	(0)		
MICHO	2	2	4	31	149	348	513	588	618	641	647	648	648	648	648	648	648	648	648 (1000)	648 (1000)
(0.1%)	(3)	(3)	(6)	(48)	(230)	(537)	(792)	(907)	(954)	(989)	(998)	(1000)	(1000)	(1000)	(1000)	(1000)	(1000)	(1000)		

付表－5.23 e　油津港　日平均有義波の波高・周期別度数分布表（通年）

ABURATSU　　KEN HYO　　75- 3 - 83- 8　　BOSUU BUNPU HYO

H \ T	SEION	3- 4	4- 5	5- 6	6- 7	KISYU 7- 8	USW 8- 9	9-10	10-11	11-12	12-13	13-14	14-15	15-16	16-17	17-18	18-19	19-	HS TOTAL	T3 NICHO
SEION	19	6	0	0	0	0	0	0	0	0	0	0	0	0	0	0	0	0	25 (9)	25 (9)
0.25- 0.50	3	8	19	64	91	76	50	12	0	0	0	0	0	0	0	0	0	0	323 (112)	348 (127)
0.50- 0.75	0	1	2	64	256	239	154	38	9	2	0	0	0	0	0	0	0	0	765 (279)	1113 (407)
0.75- 1.00	0	0	0	38	183	187	94	30	6	3	0	0	0	0	0	0	0	0	541 (198)	1654 (604)
1.00- 1.25	0	0	0	15	125	121	76	26	5	3	1	0	0	0	0	0	0	0	372 (136)	2026 (740)
1.25- 1.50	0	0	0	1	64	100	57	16	5	5	1	0	0	0	0	0	0	0	249 (91)	2275 (831)
1.50- 1.75	0	0	0	0	29	64	41	17	6	3	2	0	0	0	0	0	0	0	162 (59)	2437 (890)
1.75- 2.00	0	0	0	0	10	36	28	15	8	3	0	0	0	0	0	0	0	0	100 (37)	2537 (927)
2.00- 2.50	0	0	0	0	2	33	37	21	8	6	2	0	0	0	0	0	0	0	109 (40)	2646 (966)
2.50- 3.00	0	0	0	0	0	10	15	14	9	3	1	1	0	0	0	0	0	0	53 (19)	2699 (986)
3.00- 3.50	0	0	0	0	0	0	3	6	5	2	1	0	0	0	0	0	0	0	17 (6)	2716 (992)
3.50- 4.00	0	0	0	0	0	0	1	2	5	2	1	0	0	0	0	0	0	0	11 (4)	2727 (996)
4.00- 4.50	0	0	0	0	0	0	0	1	2	2	0	0	0	0	0	0	0	0	5 (2)	2732 (998)
4.50- 5.00	0	0	0	0	0	0	0	0	2	1	0	0	0	0	0	0	0	0	3 (1)	2735 (999)
5.00- 5.50	0	0	0	0	0	0	0	0	0	2	0	0	0	0	0	0	0	0	2 (1)	2737 (1000)
5.50- 6.00	0	0	0	0	0	0	0	0	0	0	0	0	0	0	0	0	0	0	0 (0)	2737 (1000)
6.00- 6.50	0	0	0	0	0	0	0	0	0	1	0	0	0	0	0	0	0	0	1 (0)	2738 (1000)
6.50- 7.00	0	0	0	0	0	0	0	0	0	0	0	0	0	0	0	0	0	0	0 (0)	2738 (1000)
7.00- 8.00	0	0	0	0	0	0	0	0	0	0	0	0	0	0	0	0	0	0	0 (0)	2738 (1000)
8.00- 9.00	0	0	0	0	0	0	0	0	0	0	0	0	0	0	0	0	0	0	0 (0)	2738 (1000)
9.00-10.00	0	0	0	0	0	0	0	0	0	0	0	0	0	0	0	0	0	0	0 (0)	2738 (1000)
10.00-11.00	0	0	0	0	0	0	0	0	0	0	0	0	0	0	0	0	0	0	0 (0)	2738 (1000)
11.00-12.00	0	0	0	0	0	0	0	0	0	0	0	0	0	0	0	0	0	0	0 (0)	2738 (1000)
12.00-	0	0	0	0	0	0	0	0	0	0	0	0	0	0	0	0	0	0	0 (0)	2738 (1000)
TOTAL	22	15	21	182	760	866	556	198	70	38	9	1	0	0	0	0	0	0	2738 (1000)	2738 (1000)
(0.1%)	(8)	(5)	(8)	(66)	(278)	(316)	(203)	(72)	(26)	(14)	(3)	(0)	(0)	(0)	(0)	(0)	(0)	(0)		
NICHO	22	37	58	240	1000	1866	2422	2620	2690	2728	2737	2738	2738	2738	2738	2738	2738	2738	2738 (1000)	2738 (1000)
(0.1%)	(8)	(14)	(21)	(88)	(365)	(682)	(885)	(957)	(982)	(996)	(1000)	(1000)	(1000)	(1000)	(1000)	(1000)	(1000)	(1000)		

付表－5.23 f　油津港　日平均有義波の波高・周期別出現率表（通年）

ABURATSU　　KEN HYO　　75- 3 - 83- 8　　RITU BUNPU HYO

H \ T	SEION	3- 4	4- 5	5- 6	6- 7	KISYU 7- 8	USW 8- 9	9-10	10-11	11-12	12-13	13-14	14-15	15-16	16-17	17-18	18-19	19-	HS TOTAL	T3 NICHO
SEION	0.7	0.2	0.	0.	0.	0.	0.	0.	0.	0.	0.	0.	0.	0.	0.	0.	0.	0.	0.9 (25)	0.9 (25)
0.25- 0.50	0.1	0.3	0.7	2.3	3.3	2.8	1.8	0.4	0.	0.	0.	0.	0.	0.	0.	0.	0.	0.	11.8 (323)	12.7 (348)
0.50- 0.75	0.	0.0	0.1	2.3	9.3	8.7	5.6	1.4	0.3	0.1	0.	0.	0.	0.	0.	0.	0.	0.	27.9 (765)	40.7 (1113)
0.75- 1.00	0.	0.	0.	1.4	6.7	6.8	3.4	1.1	0.2	0.1	0.	0.	0.	0.	0.	0.	0.	0.	19.8 (541)	60.4 (1654)
1.00- 1.25	0.	0.	0.	0.5	4.6	4.4	2.8	0.9	0.2	0.1	0.0	0.	0.	0.	0.	0.	0.	0.	13.6 (372)	74.0 (2026)
1.25- 1.50	0.	0.	0.	0.0	2.3	3.7	2.1	0.6	0.2	0.2	0.0	0.	0.	0.	0.	0.	0.	0.	9.1 (249)	83.1 (2275)
1.50- 1.75	0.	0.	0.	0.	1.1	2.3	1.5	0.6	0.2	0.1	0.1	0.	0.	0.	0.	0.	0.	0.	5.9 (162)	89.0 (2437)
1.75- 2.00	0.	0.	0.	0.	0.4	1.3	1.0	0.5	0.3	0.1	0.	0.	0.	0.	0.	0.	0.	0.	3.7 (100)	92.7 (2537)
2.00- 2.50	0.	0.	0.	0.	0.1	1.2	1.4	0.8	0.3	0.2	0.1	0.	0.	0.	0.	0.	0.	0.	4.0 (109)	96.6 (2646)
2.50- 3.00	0.	0.	0.	0.	0.	0.4	0.5	0.5	0.3	0.1	0.0	0.0	0.	0.	0.	0.	0.	0.	1.9 (53)	98.6 (2699)
3.00- 3.50	0.	0.	0.	0.	0.	0.	0.1	0.2	0.2	0.1	0.0	0.	0.	0.	0.	0.	0.	0.	0.6 (17)	99.2 (2716)
3.50- 4.00	0.	0.	0.	0.	0.	0.	0.0	0.1	0.2	0.1	0.0	0.	0.	0.	0.	0.	0.	0.	0.4 (11)	99.6 (2727)
4.00- 4.50	0.	0.	0.	0.	0.	0.	0.	0.0	0.1	0.1	0.	0.	0.	0.	0.	0.	0.	0.	0.2 (5)	99.8 (2732)
4.50- 5.00	0.	0.	0.	0.	0.	0.	0.	0.	0.1	0.0	0.	0.	0.	0.	0.	0.	0.	0.	0.1 (3)	99.9 (2735)
5.00- 5.50	0.	0.	0.	0.	0.	0.	0.	0.	0.	0.1	0.	0.	0.	0.	0.	0.	0.	0.	0.1 (2)	100.0 (2737)
5.50- 6.00	0.	0.	0.	0.	0.	0.	0.	0.	0.	0.	0.	0.	0.	0.	0.	0.	0.	0.	0. (0)	100.0 (2737)
6.00- 6.50	0.	0.	0.	0.	0.	0.	0.	0.	0.	0.0	0.	0.	0.	0.	0.	0.	0.	0.	0.0 (1)	100.0 (2738)
6.50- 7.00	0.	0.	0.	0.	0.	0.	0.	0.	0.	0.	0.	0.	0.	0.	0.	0.	0.	0.	0. (0)	100.0 (2738)
7.00- 8.00	0.	0.	0.	0.	0.	0.	0.	0.	0.	0.	0.	0.	0.	0.	0.	0.	0.	0.	0. (0)	100.0 (2738)
8.00- 9.00	0.	0.	0.	0.	0.	0.	0.	0.	0.	0.	0.	0.	0.	0.	0.	0.	0.	0.	0. (0)	100.0 (2738)
9.00-10.00	0.	0.	0.	0.	0.	0.	0.	0.	0.	0.	0.	0.	0.	0.	0.	0.	0.	0.	0. (0)	100.0 (2738)
10.00-11.00	0.	0.	0.	0.	0.	0.	0.	0.	0.	0.	0.	0.	0.	0.	0.	0.	0.	0.	0. (0)	100.0 (2738)
11.00-12.00	0.	0.	0.	0.	0.	0.	0.	0.	0.	0.	0.	0.	0.	0.	0.	0.	0.	0.	0. (0)	100.0 (2738)
12.00-	0.	0.	0.	0.	0.	0.	0.	0.	0.	0.	0.	0.	0.	0.	0.	0.	0.	0.	0. (0)	100.0 (2738)
TOTAL	0.8	0.5	0.8	6.6	27.8	31.6	20.3	7.2	2.6	1.4	0.3	0.0	0.	0.	0.	0.	0.	0.	100.0	100.0
	22	15	21	182	760	866	556	198	70	38	9	1	0	0	0	0	0	0	2738	2738
NICHO	0.8	1.4	2.1	8.8	36.5	68.2	88.5	95.7	98.2	99.6	100.0	100.0	100.0	100.0	100.0	100.0	100.0	100.0	100.0	100.0
	22	37	58	240	1000	1866	2422	2620	2690	2728	2737	2738	2738	2738	2738	2738	2738	2738	2738	2738

付表－5.24 a　志布志湾　日平均有義波の波高・周期別度数分布表（冬季）

SHIBUSHI　　KI　HYO　　80- 84　12- 2　　BOSUU BUNPU HYO

H \ T	SEION	3- 4	4- 5	5- 6	6- 7 (KISYU)	7- 8	8- 9 (USW)	9-10	10-11	11-12	12-13	13-14	14-15	15-16	16-17	17-18	18-19	19-	H3 T3 TOTAL	MICHO
SEION	0	0	12	21	14	3	0	0	0	0	0	0	0	0	0	0	0	0	50 (145)	50 (145)
0.25- 0.50	3	30	41	49	52	35	22	5	0	0	0	0	0	0	0	0	0	0	237 (685)	287 (829)
0.50- 0.75	0	3	5	10	4	9	6	1	1	0	0	0	0	0	0	0	0	0	39 (113)	326 (942)
0.75- 1.00	0	0	0	1	6	1	0	0	0	0	0	0	0	0	0	0	0	0	8 (23)	334 (965)
1.00- 1.25	0	0	0	1	2	2	1	0	0	0	0	0	0	0	0	0	0	0	6 (17)	340 (983)
1.25- 1.50	0	0	0	0	3	1	0	1	0	0	0	0	0	0	0	0	0	0	5 (14)	345 (997)
1.50- 1.75	0	0	0	0	0	0	0	0	0	0	0	0	0	0	0	0	0	0	0 (0)	345 (997)
1.75- 2.00	0	0	0	0	0	0	0	0	0	0	0	0	0	0	0	0	0	0	0 (0)	345 (997)
2.00- 2.50	0	0	0	0	0	1	0	0	0	0	0	0	0	0	0	0	0	0	1 (3)	346 (1000)
2.50- 3.00	0	0	0	0	0	0	0	0	0	0	0	0	0	0	0	0	0	0	0 (0)	346 (1000)
3.00- 3.50	0	0	0	0	0	0	0	0	0	0	0	0	0	0	0	0	0	0	0 (0)	346 (1000)
3.50- 4.00	0	0	0	0	0	0	0	0	0	0	0	0	0	0	0	0	0	0	0 (0)	346 (1000)
4.00- 4.50	0	0	0	0	0	0	0	0	0	0	0	0	0	0	0	0	0	0	0 (0)	346 (1000)
4.50- 5.00	0	0	0	0	0	0	0	0	0	0	0	0	0	0	0	0	0	0	0 (0)	346 (1000)
5.00- 5.50	0	0	0	0	0	0	0	0	0	0	0	0	0	0	0	0	0	0	0 (0)	346 (1000)
5.50- 6.00	0	0	0	0	0	0	0	0	0	0	0	0	0	0	0	0	0	0	0 (0)	346 (1000)
6.00- 6.50	0	0	0	0	0	0	0	0	0	0	0	0	0	0	0	0	0	0	0 (0)	346 (1000)
6.50- 7.00	0	0	0	0	0	0	0	0	0	0	0	0	0	0	0	0	0	0	0 (0)	346 (1000)
7.00- 8.00	0	0	0	0	0	0	0	0	0	0	0	0	0	0	0	0	0	0	0 (0)	346 (1000)
8.00- 9.00	0	0	0	0	0	0	0	0	0	0	0	0	0	0	0	0	0	0	0 (0)	346 (1000)
9.00-10.00	0	0	0	0	0	0	0	0	0	0	0	0	0	0	0	0	0	0	0 (0)	346 (1000)
10.00-11.00	0	0	0	0	0	0	0	0	0	0	0	0	0	0	0	0	0	0	0 (0)	346 (1000)
11.00-12.00	0	0	0	0	0	0	0	0	0	0	0	0	0	0	0	0	0	0	0 (0)	346 (1000)
12.00-	0	0	0	0	0	0	0	0	0	0	0	0	0	0	0	0	0	0	0 (0)	346 (1000)
TOTAL	3	33	58	82	81	52	29	7	1	0	0	0	0	0	0	0	0	0	346 (1000)	346 (1000)
(0.1%)	(9)	(95)	(168)	(237)	(234)	(150)	(84)	(20)	(3)	(0)	(0)	(0)	(0)	(0)	(0)	(0)	(0)	(0)		
MICHO	3	36	94	176	257	309	338	345	346	346	346	346	346	346	346	346	346	346	346	346
(0.1%)	(9)	(104)	(272)	(509)	(743)	(893)	(977)	(997)	(1000)	(1000)	(1000)	(1000)	(1000)	(1000)	(1000)	(1000)	(1000)	(1000)	(1000)	(1000)

付表－5.24 b　志布志湾　日平均有義波の波高・周期別度数分布表（春季）

SHIBUSHI　　KI　HYO　　80- 84　3- 5　　BOSUU BUNPU HYO

H \ T	SEION	3- 4	4- 5	5- 6	6- 7 (KISYU)	7- 8	8- 9 (USW)	9-10	10-11	11-12	12-13	13-14	14-15	15-16	16-17	17-18	18-19	19-	H3 T3 TOTAL	MICHO
SEION	0	0	1	5	3	2	0	0	0	0	0	0	0	0	0	0	0	0	11 (28)	11 (28)
0.25- 0.50	0	3	11	39	72	29	6	0	0	0	0	0	0	0	0	0	0	0	160 (401)	171 (429)
0.50- 0.75	0	4	5	23	47	27	7	0	2	0	0	0	0	0	0	0	0	0	115 (288)	286 (717)
0.75- 1.00	0	0	2	17	29	14	3	0	0	0	0	0	0	0	0	0	0	0	65 (163)	351 (880)
1.00- 1.25	0	0	0	5	9	5	1	2	0	0	0	0	0	0	0	0	0	0	22 (55)	373 (935)
1.25- 1.50	0	0	0	0	10	1	1	0	0	0	0	0	0	0	0	0	0	0	12 (30)	385 (965)
1.50- 1.75	0	0	0	0	4	5	1	0	1	0	0	0	0	0	0	0	0	0	11 (28)	396 (992)
1.75- 2.00	0	0	0	0	0	1	0	0	0	0	0	0	0	0	0	0	0	0	1 (3)	397 (995)
2.00- 2.50	0	0	0	0	0	1	0	0	0	0	0	0	0	0	0	0	0	0	1 (3)	398 (997)
2.50- 3.00	0	0	0	0	0	0	0	0	0	0	1	0	0	0	0	0	0	0	1 (3)	399 (1000)
3.00- 3.50	0	0	0	0	0	0	0	0	0	0	0	0	0	0	0	0	0	0	0 (0)	399 (1000)
3.50- 4.00	0	0	0	0	0	0	0	0	0	0	0	0	0	0	0	0	0	0	0 (0)	399 (1000)
4.00- 4.50	0	0	0	0	0	0	0	0	0	0	0	0	0	0	0	0	0	0	0 (0)	399 (1000)
4.50- 5.00	0	0	0	0	0	0	0	0	0	0	0	0	0	0	0	0	0	0	0 (0)	399 (1000)
5.00- 5.50	0	0	0	0	0	0	0	0	0	0	0	0	0	0	0	0	0	0	0 (0)	399 (1000)
5.50- 6.00	0	0	0	0	0	0	0	0	0	0	0	0	0	0	0	0	0	0	0 (0)	399 (1000)
6.00- 6.50	0	0	0	0	0	0	0	0	0	0	0	0	0	0	0	0	0	0	0 (0)	399 (1000)
6.50- 7.00	0	0	0	0	0	0	0	0	0	0	0	0	0	0	0	0	0	0	0 (0)	399 (1000)
7.00- 8.00	0	0	0	0	0	0	0	0	0	0	0	0	0	0	0	0	0	0	0 (0)	399 (1000)
8.00- 9.00	0	0	0	0	0	0	0	0	0	0	0	0	0	0	0	0	0	0	0 (0)	399 (1000)
9.00-10.00	0	0	0	0	0	0	0	0	0	0	0	0	0	0	0	0	0	0	0 (0)	399 (1000)
10.00-11.00	0	0	0	0	0	0	0	0	0	0	0	0	0	0	0	0	0	0	0 (0)	399 (1000)
11.00-12.00	0	0	0	0	0	0	0	0	0	0	0	0	0	0	0	0	0	0	0 (0)	399 (1000)
12.00-	0	0	0	0	0	0	0	0	0	0	0	0	0	0	0	0	0	0	0 (0)	399 (1000)
TOTAL	0	7	19	89	174	85	19	2	3	0	1	0	0	0	0	0	0	0	399 (1000)	399 (1000)
(0.1%)	(0)	(18)	(48)	(223)	(436)	(213)	(48)	(5)	(8)	(0)	(3)	(0)	(0)	(0)	(0)	(0)	(0)	(0)		
MICHO	0	7	26	115	289	374	393	395	398	398	399	399	399	399	399	399	399	399	399	399
(0.1%)	(0)	(18)	(65)	(288)	(724)	(937)	(985)	(990)	(997)	(997)	(1000)	(1000)	(1000)	(1000)	(1000)	(1000)	(1000)	(1000)	(1000)	(1000)

付表－5.24 c　志布志湾　日平均有義波の波高・周期別度数分布表（夏季）

SHIBUSHI　　KI　HYO　　80- 84　6- 8　DOSUU BUNPU HYO　H3　T3

H \ T	SEION	3- 4	4- 5	5- 6	6- 7	7- 8	8- 9	9-10	10-11	11-12	12-13	13-14	14-15	15-16	16-17	17-18	18-19	19-	TOTAL	MICHO
SEION	0	0	2	0	2	1	0	0	0	0	0	0	0	0	0	0	0	0	5 (11)	5 (11)
0.25- 0.50	0	2	6	49	85	37	2	0	0	0	0	0	0	0	0	0	0	0	181 (400)	186 (412)
0.50- 0.75	0	0	6	48	53	27	6	3	0	0	0	0	0	0	0	0	0	0	143 (316)	329 (728)
0.75- 1.00	0	0	1	9	15	6	13	5	4	0	0	0	0	0	0	0	0	0	53 (117)	382 (845)
1.00- 1.25	0	0	0	3	9	6	7	1	0	0	0	0	0	0	0	0	0	0	26 (58)	408 (903)
1.25- 1.50	0	0	0	2	4	2	3	1	1	0	0	0	0	0	0	0	0	0	13 (29)	421 (931)
1.50- 1.75	0	0	0	0	2	1	0	0	2	0	0	0	0	0	0	0	0	0	5 (11)	426 (942)
1.75- 2.00	0	0	0	0	2	0	0	1	2	0	0	0	0	0	0	0	0	0	5 (11)	431 (954)
2.00- 2.50	0	0	0	0	0	2	3	1	2	1	0	0	0	0	0	0	0	0	9 (20)	440 (973)
2.50- 3.00	0	0	0	0	0	0	2	1	1	2	0	1	0	0	0	0	0	0	7 (15)	447 (989)
3.00- 3.50	0	0	0	0	0	0	0	1	0	2	0	0	0	0	0	0	0	0	3 (7)	450 (996)
3.50- 4.00	0	0	0	0	0	0	0	0	0	0	0	0	0	0	0	0	0	0	0 (0)	450 (996)
4.00- 4.50	0	0	0	0	0	0	0	0	0	0	1	0	0	0	0	0	0	0	1 (2)	451 (998)
4.50- 5.00	0	0	0	0	0	0	0	0	0	0	0	0	0	0	0	0	0	0	0 (0)	451 (998)
5.00- 5.50	0	0	0	0	0	0	0	0	0	0	0	0	0	0	0	0	0	0	0 (0)	451 (998)
5.50- 6.00	0	0	0	0	0	0	0	0	0	0	0	0	0	0	0	0	0	0	0 (0)	451 (998)
6.00- 6.50	0	0	0	0	0	0	0	0	0	0	1	0	0	0	0	0	0	0	1 (2)	452 (1000)
6.50- 7.00	0	0	0	0	0	0	0	0	0	0	0	0	0	0	0	0	0	0	0 (0)	452 (1000)
7.00- 8.00	0	0	0	0	0	0	0	0	0	0	0	0	0	0	0	0	0	0	0 (0)	452 (1000)
8.00- 9.00	0	0	0	0	0	0	0	0	0	0	0	0	0	0	0	0	0	0	0 (0)	452 (1000)
9.00-10.00	0	0	0	0	0	0	0	0	0	0	0	0	0	0	0	0	0	0	0 (0)	452 (1000)
10.00-11.00	0	0	0	0	0	0	0	0	0	0	0	0	0	0	0	0	0	0	0 (0)	452 (1000)
11.00-12.00	0	0	0	0	0	0	0	0	0	0	0	0	0	0	0	0	0	0	0 (0)	452 (1000)
12.00-	0	0	0	0	0	0	0	0	0	0	0	0	0	0	0	0	0	0	0 (0)	452 (1000)
TOTAL	0	2	15	111	172	82	36	14	12	5	2	1	0	0	0	0	0	0	452 (1000)	452 (1000)
(0.1%)	(0)	(4)	(33)	(246)	(381)	(181)	(80)	(31)	(27)	(11)	(4)	(2)	(0)	(0)	(0)	(0)	(0)	(0)		
MICHO	0	2	17	128	300	382	418	432	444	449	451	452	452	452	452	452	452	452	452	452
(0.1%)	(0)	(4)	(38)	(283)	(664)	(845)	(925)	(956)	(982)	(993)	(998)	(1000)	(1000)	(1000)	(1000)	(1000)	(1000)	(1000)		

付表－5.24 d　志布志湾　日平均有義波の波高・周期別度数分布表（秋季）

SHIBUSHI　　KI　HYO　　80- 84　9- 11　DOSUU BUNPU HYO　H3　T3

H \ T	SEION	3- 4	4- 5	5- 6	6- 7	7- 8	8- 9	9-10	10-11	11-12	12-13	13-14	14-15	15-16	16-17	17-18	18-19	19-	TOTAL	MICHO
SEION	0	0	1	5	11	2	0	0	0	0	0	0	0	0	0	0	0	0	19 (43)	19 (43)
0.25- 0.50	0	2	9	41	69	66	10	2	0	0	0	0	0	0	0	0	0	0	199 (452)	218 (495)
0.50- 0.75	0	1	2	11	17	43	15	4	0	1	0	0	0	0	0	0	0	0	94 (214)	312 (709)
0.75- 1.00	0	0	0	3	12	23	10	8	6	0	1	0	0	0	0	0	0	0	63 (143)	375 (852)
1.00- 1.25	0	0	0	2	5	7	5	2	4	1	1	0	0	0	0	0	0	0	27 (61)	402 (914)
1.25- 1.50	0	0	0	0	3	0	2	3	1	1	0	0	0	0	0	0	0	0	10 (23)	412 (936)
1.50- 1.75	0	0	0	0	0	3	0	0	1	2	0	1	1	0	0	0	0	0	8 (18)	420 (955)
1.75- 2.00	0	0	0	0	0	1	1	0	2	2	1	1	0	0	0	0	0	0	8 (18)	428 (973)
2.00- 2.50	0	0	0	0	0	1	0	0	1	1	3	0	0	0	0	0	0	0	6 (14)	434 (986)
2.50- 3.00	0	0	0	0	0	0	0	0	1	2	0	0	0	0	0	0	0	0	3 (7)	437 (993)
3.00- 3.50	0	0	0	0	0	0	0	0	0	0	1	0	0	0	0	0	0	0	1 (2)	438 (995)
3.50- 4.00	0	0	0	0	0	0	0	0	0	0	0	0	0	0	0	0	0	0	0 (0)	438 (995)
4.00- 4.50	0	0	0	0	0	0	0	0	0	1	0	0	0	0	0	0	0	0	1 (2)	439 (998)
4.50- 5.00	0	0	0	0	0	0	0	0	0	0	0	0	0	0	0	0	0	0	0 (0)	439 (998)
5.00- 5.50	0	0	0	0	0	0	0	0	0	1	0	0	0	0	0	0	0	0	1 (2)	440 (1000)
5.50- 6.00	0	0	0	0	0	0	0	0	0	0	0	0	0	0	0	0	0	0	0 (0)	440 (1000)
6.00- 6.50	0	0	0	0	0	0	0	0	0	0	0	0	0	0	0	0	0	0	0 (0)	440 (1000)
6.50- 7.00	0	0	0	0	0	0	0	0	0	0	0	0	0	0	0	0	0	0	0 (0)	440 (1000)
7.00- 8.00	0	0	0	0	0	0	0	0	0	0	0	0	0	0	0	0	0	0	0 (0)	440 (1000)
8.00- 9.00	0	0	0	0	0	0	0	0	0	0	0	0	0	0	0	0	0	0	0 (0)	440 (1000)
9.00-10.00	0	0	0	0	0	0	0	0	0	0	0	0	0	0	0	0	0	0	0 (0)	440 (1000)
10.00-11.00	0	0	0	0	0	0	0	0	0	0	0	0	0	0	0	0	0	0	0 (0)	440 (1000)
11.00-12.00	0	0	0	0	0	0	0	0	0	0	0	0	0	0	0	0	0	0	0 (0)	440 (1000)
12.00-	0	0	0	0	0	0	0	0	0	0	0	0	0	0	0	0	0	0	0 (0)	440 (1000)
TOTAL	0	3	12	62	117	146	43	19	16	12	7	2	1	0	0	0	0	0	440 (1000)	440 (1000)
(0.1%)	(0)	(7)	(27)	(141)	(266)	(332)	(98)	(43)	(36)	(27)	(16)	(5)	(2)	(0)	(0)	(0)	(0)	(0)		
MICHO	0	3	15	77	194	340	383	402	418	430	437	439	440	440	440	440	440	440	440	440
(0.1%)	(0)	(7)	(34)	(175)	(441)	(773)	(870)	(914)	(950)	(977)	(993)	(998)	(1000)	(1000)	(1000)	(1000)	(1000)	(1000)	(1000)	(1000)

付表－5.24 e　志布志湾　日平均有義波の波高・周期別度数分布表（通年）

SHIBUSHI　　KISYU　USW　NEN　NYO　80- 4 - 84- 12　GOSUU BUNPU HYO　H3　T3

H \ T	SEION	3- 4	4- 5	5- 6	6- 7	7- 8	8- 9	9-10	10-11	11-12	12-13	13-14	14-15	15-16	16-17	17-18	18-19	19-	TOTAL	MICHO
SEION	0	0	16	31	30	8	0	0	0	0	0	0	0	0	0	0	0	0	85	85
																			(51)	(51)
0.25- 0.50	3	37	69	180	282	169	41	7	0	0	0	0	0	0	0	0	0	0	788	873
																			(475)	(526)
0.50- 0.75	0	8	18	92	122	107	38	9	3	1	0	0	0	0	0	0	0	0	398	1271
																			(240)	(766)
0.75- 1.00	0	0	3	30	62	45	26	14	10	0	1	0	0	0	0	0	0	0	191	1462
																			(115)	(881)
1.00- 1.25	0	0	0	11	26	20	14	5	4	1	1	0	0	0	0	0	0	0	82	1544
																			(49)	(930)
1.25- 1.50	0	0	0	2	20	4	6	5	2	1	0	0	0	0	0	0	0	0	40	1584
																			(24)	(954)
1.50- 1.75	0	0	0	0	6	10	2	0	4	2	0	1	1	0	0	0	0	0	26	1610
																			(16)	(970)
1.75- 2.00	0	0	0	0	2	2	1	1	4	2	1	1	0	0	0	0	0	0	14	1624
																			(8)	(978)
2.00- 2.50	0	0	0	0	0	5	3	1	3	2	3	0	0	0	0	0	0	0	17	1641
																			(10)	(989)
2.50- 3.00	0	0	0	0	0	0	2	1	2	4	1	1	0	0	0	0	0	0	11	1652
																			(7)	(995)
3.00- 3.50	0	0	0	0	0	0	0	1	0	2	1	0	0	0	0	0	0	0	4	1656
																			(2)	(998)
3.50- 4.00	0	0	0	0	0	0	0	0	0	0	0	0	0	0	0	0	0	0	0	1656
																			(0)	(998)
4.00- 4.50	0	0	0	0	0	0	0	0	0	1	1	0	0	0	0	0	0	0	2	1658
																			(1)	(999)
4.50- 5.00	0	0	0	0	0	0	0	0	0	0	0	0	0	0	0	0	0	0	0	1658
																			(0)	(999)
5.00- 5.50	0	0	0	0	0	0	0	0	0	1	0	0	0	0	0	0	0	0	1	1659
																			(1)	(999)
5.50- 6.00	0	0	0	0	0	0	0	0	0	0	0	0	0	0	0	0	0	0	0	1659
																			(0)	(999)
6.00- 6.50	0	0	0	0	0	0	0	0	0	0	1	0	0	0	0	0	0	0	1	1660
																			(1)	(1000)
6.50- 7.00	0	0	0	0	0	0	0	0	0	0	0	0	0	0	0	0	0	0	0	1660
																			(0)	(1000)
7.00- 8.00	0	0	0	0	0	0	0	0	0	0	0	0	0	0	0	0	0	0	0	1660
																			(0)	(1000)
8.00- 9.00	0	0	0	0	0	0	0	0	0	0	0	0	0	0	0	0	0	0	0	1660
																			(0)	(1000)
9.00-10.00	0	0	0	0	0	0	0	0	0	0	0	0	0	0	0	0	0	0	0	1660
																			(0)	(1000)
10.00-11.00	0	0	0	0	0	0	0	0	0	0	0	0	0	0	0	0	0	0	0	1660
																			(0)	(1000)
11.00-12.00	0	0	0	0	0	0	0	0	0	0	0	0	0	0	0	0	0	0	0	1660
																			(0)	(1000)
12.00-	0	0	0	0	0	0	0	0	0	0	0	0	0	0	0	0	0	0	0	1660
																			(0)	(1000)
TOTAL	3	45	106	346	550	370	133	44	32	17	10	3	1	0	0	0	0	0	1660	1660
(0.1%)	(2)	(27)	(64)	(208)	(331)	(223)	(80)	(27)	(19)	(10)	(6)	(2)	(1)	(0)	(0)	(0)	(0)	(0)	(1000)	(1000)
MICHO	3	48	154	500	1050	1420	1553	1597	1629	1646	1656	1659	1660	1660	1660	1660	1660	1660	1660	1660
(0.1%)	(2)	(29)	(93)	(301)	(633)	(855)	(936)	(962)	(981)	(992)	(998)	(999)	(1000)	(1000)	(1000)	(1000)	(1000)	(1000)	(1000)	(1000)

付表－5.24 f　志布志湾　日平均有義波の波高・周期別出現率表（通年）

SHIBUSHI　　KISYU　USW　NEN　NYO　80- 4 - 84- 12　RITU BUNPU HYO　H3　T3

H \ T	SEION	3- 4	4- 5	5- 6	6- 7	7- 8	8- 9	9-10	10-11	11-12	12-13	13-14	14-15	15-16	16-17	17-18	18-19	19-	TOTAL	MICHO
SEION	0.	0.	1.0	1.9	1.8	0.5	0.	0.	0.	0.	0.	0.	0.	0.	0.	0.	0.	0.	5.1	5.1
																			(85)	(85)
0.25- 0.50	0.2	2.2	4.2	10.8	17.0	10.2	2.5	0.4	0.	0.	0.	0.	0.	0.	0.	0.	0.	0.	47.5	52.6
																			(788)	(873)
0.50- 0.75	0.	0.5	1.1	5.5	7.3	6.4	2.3	0.5	0.2	0.1	0.	0.	0.	0.	0.	0.	0.	0.	24.0	76.6
																			(398)	(1271)
0.75- 1.00	0.	0.	0.2	1.8	3.7	2.7	1.6	0.8	0.6	0.	0.1	0.	0.	0.	0.	0.	0.	0.	11.5	88.1
																			(191)	(1462)
1.00- 1.25	0.	0.	0.	0.7	1.6	1.2	0.8	0.3	0.2	0.1	0.1	0.	0.	0.	0.	0.	0.	0.	4.9	93.0
																			(82)	(1544)
1.25- 1.50	0.	0.	0.	0.1	1.2	0.2	0.4	0.3	0.1	0.1	0.	0.	0.	0.	0.	0.	0.	0.	2.4	95.4
																			(40)	(1584)
1.50- 1.75	0.	0.	0.	0.	0.4	0.6	0.1	0.	0.2	0.1	0.	0.1	0.1	0.	0.	0.	0.	0.	1.6	97.0
																			(26)	(1610)
1.75- 2.00	0.	0.	0.	0.	0.1	0.1	0.1	0.1	0.2	0.1	0.1	0.1	0.	0.	0.	0.	0.	0.	0.8	97.8
																			(14)	(1624)
2.00- 2.50	0.	0.	0.	0.	0.	0.3	0.2	0.1	0.2	0.1	0.2	0.	0.	0.	0.	0.	0.	0.	1.0	98.9
																			(17)	(1641)
2.50- 3.00	0.	0.	0.	0.	0.	0.	0.1	0.1	0.1	0.2	0.1	0.1	0.	0.	0.	0.	0.	0.	0.7	99.5
																			(11)	(1652)
3.00- 3.50	0.	0.	0.	0.	0.	0.	0.	0.1	0.	0.1	0.1	0.	0.	0.	0.	0.	0.	0.	0.2	99.8
																			(4)	(1656)
3.50- 4.00	0.	0.	0.	0.	0.	0.	0.	0.	0.	0.	0.	0.	0.	0.	0.	0.	0.	0.	0.	99.8
																			(0)	(1656)
4.00- 4.50	0.	0.	0.	0.	0.	0.	0.	0.	0.	0.1	0.1	0.	0.	0.	0.	0.	0.	0.	0.1	99.9
																			(2)	(1658)
4.50- 5.00	0.	0.	0.	0.	0.	0.	0.	0.	0.	0.	0.	0.	0.	0.	0.	0.	0.	0.	0.	99.9
																			(0)	(1658)
5.00- 5.50	0.	0.	0.	0.	0.	0.	0.	0.	0.	0.1	0.	0.	0.	0.	0.	0.	0.	0.	0.1	99.9
																			(1)	(1659)
5.50- 6.00	0.	0.	0.	0.	0.	0.	0.	0.	0.	0.	0.	0.	0.	0.	0.	0.	0.	0.	0.	99.9
																			(0)	(1659)
6.00- 6.50	0.	0.	0.	0.	0.	0.	0.	0.	0.	0.	0.1	0.	0.	0.	0.	0.	0.	0.	0.1	100.0
																			(1)	(1660)
6.50- 7.00	0.	0.	0.	0.	0.	0.	0.	0.	0.	0.	0.	0.	0.	0.	0.	0.	0.	0.	0.	100.0
																			(0)	(1660)
7.00- 8.00	0.	0.	0.	0.	0.	0.	0.	0.	0.	0.	0.	0.	0.	0.	0.	0.	0.	0.	0.	100.0
																			(0)	(1660)
8.00- 9.00	0.	0.	0.	0.	0.	0.	0.	0.	0.	0.	0.	0.	0.	0.	0.	0.	0.	0.	0.	100.0
																			(0)	(1660)
9.00-10.00	0.	0.	0.	0.	0.	0.	0.	0.	0.	0.	0.	0.	0.	0.	0.	0.	0.	0.	0.	100.0
																			(0)	(1660)
10.00-11.00	0.	0.	0.	0.	0.	0.	0.	0.	0.	0.	0.	0.	0.	0.	0.	0.	0.	0.	0.	100.0
																			(0)	(1660)
11.00-12.00	0.	0.	0.	0.	0.	0.	0.	0.	0.	0.	0.	0.	0.	0.	0.	0.	0.	0.	0.	100.0
																			(0)	(1660)
12.00-	0.	0.	0.	0.	0.	0.	0.	0.	0.	0.	0.	0.	0.	0.	0.	0.	0.	0.	0.	100.0
																			(0)	(1660)
TOTAL	0.2	2.7	6.4	20.8	33.1	22.3	8.0	2.7	1.9	1.0	0.6	0.2	0.1	0.	0.	0.	0.	0.	100.0	100.0
	3	45	106	346	550	370	133	44	32	17	10	3	1	0	0	0	0	0	1660	1660
MICHO	0.2	2.9	9.3	30.1	63.3	85.5	93.6	96.2	98.1	99.2	99.8	99.9	100.0	100.0	100.0	100.0	100.0	100.0	100.0	100.0
	3	48	154	500	1050	1420	1553	1597	1629	1646	1656	1659	1660	1660	1660	1660	1660	1660	1660	1660

付表－5.25 a　名瀬港　日平均有義波の波高・周期別度数分布表（冬季）

NASE　KISYU　USW　KI HYO　77- 84　12- 2　DOSUU BUNPU HYO　H3 T3

H \ T	SEION	3- 4	4- 5	5- 6	6- 7	7- 8	8- 9	9-10	10-11	11-12	12-13	13-14	14-15	15-16	16-17	17-18	18-19	19-	TOTAL	MICHO
SEION	5	3	0	0	0	0	0	0	0	0	0	0	0	0	0	0	0	0	8 (13)	8 (13)
0.25- 0.50	3	0	8	13	9	0	0	0	0	0	0	0	0	0	0	0	0	0	33 (52)	41 (65)
0.50- 0.75	0	0	11	38	25	3	0	0	0	0	0	0	0	0	0	0	0	0	77 (122)	118 (187)
0.75- 1.00	0	0	5	33	37	2	0	0	0	0	0	0	0	0	0	0	0	0	77 (122)	195 (310)
1.00- 1.25	0	0	4	37	28	1	0	0	0	0	0	0	0	0	0	0	0	0	70 (111)	265 (421)
1.25- 1.50	0	0	0	17	40	10	0	0	0	0	0	0	0	0	0	0	0	0	67 (106)	332 (527)
1.50- 1.75	0	0	0	10	43	8	0	0	0	0	0	0	0	0	0	0	0	0	61 (97)	393 (624)
1.75- 2.00	0	0	0	3	32	22	0	0	0	0	0	0	0	0	0	0	0	0	57 (90)	450 (714)
2.00- 2.50	0	0	0	0	36	39	7	0	0	0	0	0	0	0	0	0	0	0	82 (130)	532 (844)
2.50- 3.00	0	0	0	0	9	31	11	0	0	0	0	0	0	0	0	0	0	0	51 (81)	583 (925)
3.00- 3.50	0	0	0	0	0	12	14	0	0	0	0	0	0	0	0	0	0	0	26 (41)	609 (967)
3.50- 4.00	0	0	0	0	1	2	14	2	0	0	0	0	0	0	0	0	0	0	19 (30)	628 (997)
4.00- 4.50	0	0	0	0	0	0	1	0	0	0	0	0	0	0	0	0	0	0	1 (2)	629 (998)
4.50- 5.00	0	0	0	0	0	0	0	0	1	0	0	0	0	0	0	0	0	0	1 (2)	630 (1000)
5.00- 5.50	0	0	0	0	0	0	0	0	0	0	0	0	0	0	0	0	0	0	0 (0)	630 (1000)
5.50- 6.00	0	0	0	0	0	0	0	0	0	0	0	0	0	0	0	0	0	0	0 (0)	630 (1000)
6.00- 6.50	0	0	0	0	0	0	0	0	0	0	0	0	0	0	0	0	0	0	0 (0)	630 (1000)
6.50- 7.00	0	0	0	0	0	0	0	0	0	0	0	0	0	0	0	0	0	0	0 (0)	630 (1000)
7.00- 8.00	0	0	0	0	0	0	0	0	0	0	0	0	0	0	0	0	0	0	0 (0)	630 (1000)
8.00- 9.00	0	0	0	0	0	0	0	0	0	0	0	0	0	0	0	0	0	0	0 (0)	630 (1000)
9.00-10.00	0	0	0	0	0	0	0	0	0	0	0	0	0	0	0	0	0	0	0 (0)	630 (1000)
10.00-11.00	0	0	0	0	0	0	0	0	0	0	0	0	0	0	0	0	0	0	0 (0)	630 (1000)
11.00-12.00	0	0	0	0	0	0	0	0	0	0	0	0	0	0	0	0	0	0	0 (0)	630 (1000)
12.00-	0	0	0	0	0	0	0	0	0	0	0	0	0	0	0	0	0	0	0 (0)	630 (1000)
TOTAL	8	3	28	151	260	130	47	2	1	0	0	0	0	0	0	0	0	0	630	630
(0.1%)	(13)	(5)	(44)	(240)	(413)	(206)	(75)	(3)	(2)	(0)	(0)	(0)	(0)	(0)	(0)	(0)	(0)	(0)	(1000)	(1000)
MICHO	8	11	39	190	450	580	627	629	630	630	630	630	630	630	630	630	630	630	630	630
(0.1%)	(13)	(17)	(62)	(302)	(714)	(921)	(995)	(998)	(1000)	(1000)	(1000)	(1000)	(1000)	(1000)	(1000)	(1000)	(1000)	(1000)	(1000)	(1000)

付表－5.25 b　名瀬港　日平均有義波の波高・周期別度数分布表（春季）

NASE　KISYU　USW　KI HYO　77- 84　3- 5　DOSUU BUNPU HYO　H3 T3

H \ T	SEION	3- 4	4- 5	5- 6	6- 7	7- 8	8- 9	9-10	10-11	11-12	12-13	13-14	14-15	15-16	16-17	17-18	18-19	19-	TOTAL	MICHO
SEION	15	3	0	4	0	0	0	0	0	0	0	0	0	0	0	0	0	0	22 (31)	22 (31)
0.25- 0.50	2	4	24	36	24	6	1	0	0	0	0	0	0	0	0	0	0	0	97 (135)	119 (165)
0.50- 0.75	0	0	13	73	42	18	1	0	0	0	0	0	0	0	0	0	0	0	147 (204)	266 (369)
0.75- 1.00	0	0	6	60	59	18	7	0	0	0	0	0	0	0	0	0	0	0	150 (208)	416 (578)
1.00- 1.25	0	0	0	44	47	8	2	0	0	0	0	0	0	0	0	0	0	0	101 (140)	517 (718)
1.25- 1.50	0	0	0	19	42	13	3	0	0	0	0	0	0	0	0	0	0	0	77 (107)	594 (825)
1.50- 1.75	0	0	0	6	21	12	0	0	0	0	0	0	0	0	0	0	0	0	39 (54)	633 (879)
1.75- 2.00	0	0	0	0	17	9	1	0	0	0	0	0	0	0	0	0	0	0	27 (38)	660 (917)
2.00- 2.50	0	0	0	0	14	20	0	0	0	0	0	0	0	0	0	0	0	0	34 (47)	694 (964)
2.50- 3.00	0	0	0	0	1	9	3	0	0	0	0	0	0	0	0	0	0	0	13 (18)	707 (982)
3.00- 3.50	0	0	0	0	0	1	8	0	0	0	0	0	0	0	0	0	0	0	9 (13)	716 (994)
3.50- 4.00	0	0	0	0	0	0	1	1	0	0	0	0	0	0	0	0	0	0	2 (3)	718 (997)
4.00- 4.50	0	0	0	0	0	0	2	0	0	0	0	0	0	0	0	0	0	0	2 (3)	720 (1000)
4.50- 5.00	0	0	0	0	0	0	0	0	0	0	0	0	0	0	0	0	0	0	0 (0)	720 (1000)
5.00- 5.50	0	0	0	0	0	0	0	0	0	0	0	0	0	0	0	0	0	0	0 (0)	720 (1000)
5.50- 6.00	0	0	0	0	0	0	0	0	0	0	0	0	0	0	0	0	0	0	0 (0)	720 (1000)
6.00- 6.50	0	0	0	0	0	0	0	0	0	0	0	0	0	0	0	0	0	0	0 (0)	720 (1000)
6.50- 7.00	0	0	0	0	0	0	0	0	0	0	0	0	0	0	0	0	0	0	0 (0)	720 (1000)
7.00- 8.00	0	0	0	0	0	0	0	0	0	0	0	0	0	0	0	0	0	0	0 (0)	720 (1000)
8.00- 9.00	0	0	0	0	0	0	0	0	0	0	0	0	0	0	0	0	0	0	0 (0)	720 (1000)
9.00-10.00	0	0	0	0	0	0	0	0	0	0	0	0	0	0	0	0	0	0	0 (0)	720 (1000)
10.00-11.00	0	0	0	0	0	0	0	0	0	0	0	0	0	0	0	0	0	0	0 (0)	720 (1000)
11.00-12.00	0	0	0	0	0	0	0	0	0	0	0	0	0	0	0	0	0	0	0 (0)	720 (1000)
12.00-	0	0	0	0	0	0	0	0	0	0	0	0	0	0	0	0	0	0	0 (0)	720 (1000)
TOTAL	17	7	43	242	267	114	29	1	0	0	0	0	0	0	0	0	0	0	720	720
(0.1%)	(24)	(10)	(60)	(336)	(371)	(158)	(40)	(1)	(0)	(0)	(0)	(0)	(0)	(0)	(0)	(0)	(0)	(0)	(1000)	(1000)
MICHO	17	24	67	309	576	690	719	720	720	720	720	720	720	720	720	720	720	720	720	720
(0.1%)	(24)	(33)	(93)	(429)	(800)	(958)	(999)	(1000)	(1000)	(1000)	(1000)	(1000)	(1000)	(1000)	(1000)	(1000)	(1000)	(1000)	(1000)	(1000)

付表－5.25 c　名瀬港　日平均有義波の波高・周期別度数分布表（夏季）

NASE　　KISYU　　USW　　KI　HYO　　77- 84　　6- 8　　DOSUU BUNPU HYO

H \ T	SEION	3- 4	4- 5	5- 6	6- 7	7- 8	8- 9	9-10	10-11	11-12	12-13	13-14	14-15	15-16	16-17	17-18	18-19	19-	H3 TOTAL	T3 MICHO
SEION	29	5	1	3	1	2	0	0	0	0	0	0	0	0	0	0	0	0	41	41
																			(59)	(59)
0.25- 0.50	1	6	41	67	58	16	3	0	0	0	0	0	0	0	0	0	0	0	192	233
																			(277)	(337)
0.50- 0.75	0	0	12	100	52	12	5	1	0	0	0	0	0	0	0	0	0	0	182	415
																			(263)	(600)
0.75- 1.00	0	0	1	55	46	23	5	1	0	0	0	0	0	0	0	0	0	0	131	546
																			(189)	(789)
1.00- 1.25	0	0	0	15	38	15	3	1	0	0	0	0	0	0	0	0	0	0	72	618
																			(104)	(893)
1.25- 1.50	0	0	0	4	18	5	2	1	1	0	0	0	0	0	0	0	0	0	31	649
																			(45)	(938)
1.50- 1.75	0	0	0	0	10	4	1	0	0	0	0	0	0	0	0	0	0	0	15	664
																			(22)	(960)
1.75- 2.00	0	0	0	0	5	8	1	0	0	0	0	0	0	0	0	0	0	0	14	678
																			(20)	(980)
2.00- 2.50	0	0	0	0	0	3	3	0	0	0	0	0	0	0	0	0	0	0	6	684
																			(9)	(988)
2.50- 3.00	0	0	0	0	0	0	3	0	0	0	0	0	0	0	0	0	0	0	3	687
																			(4)	(993)
3.00- 3.50	0	0	0	0	0	1	1	0	1	0	0	0	0	0	0	0	0	0	3	690
																			(4)	(997)
3.50- 4.00	0	0	0	0	0	0	1	1	0	0	0	0	0	0	0	0	0	0	2	692
																			(3)	(1000)
4.00- 4.50	0	0	0	0	0	0	0	0	0	0	0	0	0	0	0	0	0	0	0	692
																			(0)	(1000)
4.50- 5.00	0	0	0	0	0	0	0	0	0	0	0	0	0	0	0	0	0	0	0	692
																			(0)	(1000)
5.00- 5.50	0	0	0	0	0	0	0	0	0	0	0	0	0	0	0	0	0	0	0	692
																			(0)	(1000)
5.50- 6.00	0	0	0	0	0	0	0	0	0	0	0	0	0	0	0	0	0	0	0	692
																			(0)	(1000)
6.00- 6.50	0	0	0	0	0	0	0	0	0	0	0	0	0	0	0	0	0	0	0	692
																			(0)	(1000)
6.50- 7.00	0	0	0	0	0	0	0	0	0	0	0	0	0	0	0	0	0	0	0	692
																			(0)	(1000)
7.00- 8.00	0	0	0	0	0	0	0	0	0	0	0	0	0	0	0	0	0	0	0	692
																			(0)	(1000)
8.00- 9.00	0	0	0	0	0	0	0	0	0	0	0	0	0	0	0	0	0	0	0	692
																			(0)	(1000)
9.00-10.00	0	0	0	0	0	0	0	0	0	0	0	0	0	0	0	0	0	0	0	692
																			(0)	(1000)
10.00-11.00	0	0	0	0	0	0	0	0	0	0	0	0	0	0	0	0	0	0	0	692
																			(0)	(1000)
11.00-12.00	0	0	0	0	0	0	0	0	0	0	0	0	0	0	0	0	0	0	0	692
																			(0)	(1000)
12.00-	0	0	0	0	0	0	0	0	0	0	0	0	0	0	0	0	0	0	0	692
																			(0)	(1000)
TOTAL	30	11	55	244	228	89	28	5	2	0	0	0	0	0	0	0	0	0	692	692
(0.1%)	(43)	(16)	(79)	(353)	(329)	(129)	(40)	(7)	(3)	(0)	(0)	(0)	(0)	(0)	(0)	(0)	(0)	(0)	(1000)	(1000)
MICHO	30	41	96	340	568	657	685	690	692	692	692	692	692	692	692	692	692	692	692	692
(0.1%)	(43)	(59)	(139)	(491)	(821)	(949)	(990)	(997)	(1000)	(1000)	(1000)	(1000)	(1000)	(1000)	(1000)	(1000)	(1000)	(1000)	(1000)	(1000)

付表－5.25 d　名瀬港　日平均有義波の波高・周期別度数分布表（秋季）

NASE　　KISYU　　USW　　KI　HYO　　77- 84　　9- 11　　DOSUU BUNPU HYO

H \ T	SEION	3- 4	4- 5	5- 6	6- 7	7- 8	8- 9	9-10	10-11	11-12	12-13	13-14	14-15	15-16	16-17	17-18	18-19	19-	H3 TOTAL	T3 MICHO
SEION	5	2	0	1	4	0	0	0	0	0	0	0	0	0	0	0	0	0	12	12
																			(17)	(17)
0.25- 0.50	1	4	14	31	20	8	1	0	0	0	0	0	0	0	0	0	0	0	79	91
																			(110)	(126)
0.50- 0.75	0	0	17	58	52	21	7	0	0	0	0	0	0	0	0	0	0	0	155	246
																			(215)	(342)
0.75- 1.00	0	0	2	53	55	21	2	0	0	0	0	0	0	0	0	0	0	0	133	379
																			(185)	(526)
1.00- 1.25	0	0	0	22	38	20	1	0	0	0	0	0	0	0	0	0	0	0	81	460
																			(113)	(639)
1.25- 1.50	0	0	0	11	40	12	6	0	0	0	0	0	0	0	0	0	0	0	69	529
																			(96)	(735)
1.50- 1.75	0	0	0	4	27	19	3	1	0	0	0	0	0	0	0	0	0	0	54	583
																			(75)	(810)
1.75- 2.00	0	0	0	0	19	18	4	0	0	0	0	0	0	0	0	0	0	0	41	624
																			(57)	(867)
2.00- 2.50	0	0	0	1	11	31	6	2	1	1	0	0	0	0	0	0	0	0	53	677
																			(74)	(940)
2.50- 3.00	0	0	0	0	2	11	9	0	0	0	0	0	0	0	0	0	0	0	22	699
																			(31)	(971)
3.00- 3.50	0	0	0	0	0	9	3	1	0	0	0	0	0	0	0	0	0	0	13	712
																			(18)	(989)
3.50- 4.00	0	0	0	0	0	1	2	1	0	0	0	0	0	0	0	0	0	0	4	716
																			(6)	(996)
4.00- 4.50	0	0	0	0	0	0	2	1	0	0	0	0	0	0	0	0	0	0	3	719
																			(4)	(999)
4.50- 5.00	0	0	0	0	0	0	0	1	0	0	0	0	0	0	0	0	0	0	1	720
																			(1)	(1000)
5.00- 5.50	0	0	0	0	0	0	0	0	0	0	0	0	0	0	0	0	0	0	0	720
																			(0)	(1000)
5.50- 6.00	0	0	0	0	0	0	0	0	0	0	0	0	0	0	0	0	0	0	0	720
																			(0)	(1000)
6.00- 6.50	0	0	0	0	0	0	0	0	0	0	0	0	0	0	0	0	0	0	0	720
																			(0)	(1000)
6.50- 7.00	0	0	0	0	0	0	0	0	0	0	0	0	0	0	0	0	0	0	0	720
																			(0)	(1000)
7.00- 8.00	0	0	0	0	0	0	0	0	0	0	0	0	0	0	0	0	0	0	0	720
																			(0)	(1000)
8.00- 9.00	0	0	0	0	0	0	0	0	0	0	0	0	0	0	0	0	0	0	0	720
																			(0)	(1000)
9.00-10.00	0	0	0	0	0	0	0	0	0	0	0	0	0	0	0	0	0	0	0	720
																			(0)	(1000)
10.00-11.00	0	0	0	0	0	0	0	0	0	0	0	0	0	0	0	0	0	0	0	720
																			(0)	(1000)
11.00-12.00	0	0	0	0	0	0	0	0	0	0	0	0	0	0	0	0	0	0	0	720
																			(0)	(1000)
12.00-	0	0	0	0	0	0	0	0	0	0	0	0	0	0	0	0	0	0	0	720
																			(0)	(1000)
TOTAL	6	6	33	181	268	171	46	7	1	1	0	0	0	0	0	0	0	0	720	720
(0.1%)	(8)	(8)	(46)	(251)	(372)	(238)	(64)	(10)	(1)	(1)	(0)	(0)	(0)	(0)	(0)	(0)	(0)	(0)	(1000)	(1000)
MICHO	6	12	45	226	494	665	711	718	719	720	720	720	720	720	720	720	720	720	720	720
(0.1%)	(8)	(17)	(63)	(314)	(686)	(924)	(988)	(997)	(999)	(1000)	(1000)	(1000)	(1000)	(1000)	(1000)	(1000)	(1000)	(1000)	(1000)	(1000)

付表－5.25 e　名瀬港　日平均有義波の波高・周期別度数分布表（通年）

NASE　　KISYU　USW　　NEN　NYO　　77- 3 - 84- 12　　DOSUU　BUNPU NYO

H \ T	SEION	3- 4	4- 5	5- 6	6- 7	7- 8	8- 9	9-10	10-11	11-12	12-13	13-14	14-15	15-16	16-17	17-18	18-19	19-	M3 TOTAL	T3 NICHO
SEION	54	13	1	8	5	2	0	0	0	0	0	0	0	0	0	0	0	0	83 (30)	83 (30)
0.25- 0.50	7	14	87	147	111	30	5	0	0	0	0	0	0	0	0	0	0	0	401 (144)	484 (173)
0.50- 0.75	0	0	53	269	172	54	13	1	0	0	0	0	0	0	0	0	0	0	562 (201)	1046 (375)
0.75- 1.00	0	0	14	203	199	65	14	1	0	0	0	0	0	0	0	0	0	0	496 (178)	1542 (552)
1.00- 1.25	0	0	4	119	154	44	6	1	0	0	0	0	0	0	0	0	0	0	328 (117)	1870 (670)
1.25- 1.50	0	0	0	52	143	40	11	1	1	0	0	0	0	0	0	0	0	0	248 (89)	2118 (758)
1.50- 1.75	0	0	0	22	102	43	4	1	0	0	0	0	0	0	0	0	0	0	172 (62)	2290 (820)
1.75- 2.00	0	0	0	4	73	58	6	0	0	0	0	0	0	0	0	0	0	0	141 (50)	2431 (870)
2.00- 2.50	0	0	0	1	62	100	16	2	1	1	0	0	0	0	0	0	0	0	183 (66)	2614 (936)
2.50- 3.00	0	0	0	0	12	54	26	0	0	0	0	0	0	0	0	0	0	0	92 (33)	2706 (969)
3.00- 3.50	0	0	0	0	0	24	26	1	1	0	0	0	0	0	0	0	0	0	52 (19)	2758 (987)
3.50- 4.00	0	0	0	0	1	3	18	5	0	0	0	0	0	0	0	0	0	0	27 (10)	2785 (997)
4.00- 4.50	0	0	0	0	0	0	5	1	0	0	0	0	0	0	0	0	0	0	6 (2)	2791 (999)
4.50- 5.00	0	0	0	0	0	0	0	1	1	0	0	0	0	0	0	0	0	0	2 (1)	2793 (1000)
5.00- 5.50	0	0	0	0	0	0	0	0	0	0	0	0	0	0	0	0	0	0	0 (0)	2793 (1000)
5.50- 6.00	0	0	0	0	0	0	0	0	0	0	0	0	0	0	0	0	0	0	0 (0)	2793 (1000)
6.00- 6.50	0	0	0	0	0	0	0	0	0	0	0	0	0	0	0	0	0	0	0 (0)	2793 (1000)
6.50- 7.00	0	0	0	0	0	0	0	0	0	0	0	0	0	0	0	0	0	0	0 (0)	2793 (1000)
7.00- 8.00	0	0	0	0	0	0	0	0	0	0	0	0	0	0	0	0	0	0	0 (0)	2793 (1000)
8.00- 9.00	0	0	0	0	0	0	0	0	0	0	0	0	0	0	0	0	0	0	0 (0)	2793 (1000)
9.00-10.00	0	0	0	0	0	0	0	0	0	0	0	0	0	0	0	0	0	0	0 (0)	2793 (1000)
10.00-11.00	0	0	0	0	0	0	0	0	0	0	0	0	0	0	0	0	0	0	0 (0)	2793 (1000)
11.00-12.00	0	0	0	0	0	0	0	0	0	0	0	0	0	0	0	0	0	0	0 (0)	2793 (1000)
12.00-	0	0	0	0	0	0	0	0	0	0	0	0	0	0	0	0	0	0	0 (0)	2793 (1000)
TOTAL	61	27	159	825	1034	517	150	15	4	1	0	0	0	0	0	0	0	0	2793	2793
(0.1%)	(22)	(10)	(57)	(295)	(370)	(185)	(54)	(5)	(1)	(0)	(0)	(0)	(0)	(0)	(0)	(0)	(0)	(0)	(1000)	(1000)
NICHO	61	88	247	1072	2106	2623	2773	2788	2792	2793	2793	2793	2793	2793	2793	2793	2793	2793	2793	2793
(0.1%)	(22)	(32)	(88)	(384)	(754)	(939)	(993)	(998)	(1000)	(1000)	(1000)	(1000)	(1000)	(1000)	(1000)	(1000)	(1000)	(1000)	(1000)	(1000)

付表－5.25 f　名瀬港　日平均有義波の波高・周期別出現率表（通年）

NASE　　KISYU　USW　　NEN　NYO　　77- 3 - 84- 12　　NITU　BUNPU NYO

H \ T	SEION	3- 4	4- 5	5- 6	6- 7	7- 8	8- 9	9-10	10-11	11-12	12-13	13-14	14-15	15-16	16-17	17-18	18-19	19-	M3 TOTAL	T3 NICHO
SEION	1.9	0.5	0.0	0.3	0.2	0.1	0.	0.	0.	0.	0.	0.	0.	0.	0.	0.	0.	0.	3.0 (83)	3.0 (83)
0.25- 0.50	0.3	0.5	3.1	5.3	4.0	1.1	0.2	0.	0.	0.	0.	0.	0.	0.	0.	0.	0.	0.	14.4 (401)	17.3 (484)
0.50- 0.75	0.	0.	1.9	9.6	6.2	1.9	0.5	0.0	0.	0.	0.	0.	0.	0.	0.	0.	0.	0.	20.1 (562)	37.5 (1046)
0.75- 1.00	0.	0.	0.5	7.3	7.1	2.3	0.5	0.0	0.	0.	0.	0.	0.	0.	0.	0.	0.	0.	17.8 (496)	55.2 (1542)
1.00- 1.25	0.	0.	0.1	4.3	5.5	1.6	0.2	0.0	0.	0.	0.	0.	0.	0.	0.	0.	0.	0.	11.7 (328)	67.0 (1870)
1.25- 1.50	0.	0.	0.	1.9	5.1	1.4	0.4	0.0	0.0	0.	0.	0.	0.	0.	0.	0.	0.	0.	8.9 (248)	75.8 (2118)
1.50- 1.75	0.	0.	0.	0.8	3.7	1.5	0.1	0.0	0.	0.	0.	0.	0.	0.	0.	0.	0.	0.	6.2 (172)	82.0 (2290)
1.75- 2.00	0.	0.	0.	0.1	2.6	2.1	0.2	0.	0.	0.	0.	0.	0.	0.	0.	0.	0.	0.	5.0 (141)	87.0 (2431)
2.00- 2.50	0.	0.	0.	0.0	2.2	3.6	0.6	0.1	0.0	0.0	0.	0.	0.	0.	0.	0.	0.	0.	6.6 (183)	93.6 (2614)
2.50- 3.00	0.	0.	0.	0.	0.4	1.9	0.9	0.	0.	0.	0.	0.	0.	0.	0.	0.	0.	0.	3.3 (92)	96.9 (2706)
3.00- 3.50	0.	0.	0.	0.	0.	0.9	0.9	0.0	0.0	0.	0.	0.	0.	0.	0.	0.	0.	0.	1.9 (52)	98.7 (2758)
3.50- 4.00	0.	0.	0.	0.	0.0	0.1	0.6	0.2	0.	0.	0.	0.	0.	0.	0.	0.	0.	0.	1.0 (27)	99.7 (2785)
4.00- 4.50	0.	0.	0.	0.	0.	0.	0.2	0.0	0.	0.	0.	0.	0.	0.	0.	0.	0.	0.	0.2 (6)	99.9 (2791)
4.50- 5.00	0.	0.	0.	0.	0.	0.	0.	0.0	0.0	0.	0.	0.	0.	0.	0.	0.	0.	0.	0.1 (2)	100.0 (2793)
5.00- 5.50	0.	0.	0.	0.	0.	0.	0.	0.	0.	0.	0.	0.	0.	0.	0.	0.	0.	0.	0. (0)	100.0 (2793)
5.50- 6.00	0.	0.	0.	0.	0.	0.	0.	0.	0.	0.	0.	0.	0.	0.	0.	0.	0.	0.	0. (0)	100.0 (2793)
6.00- 6.50	0.	0.	0.	0.	0.	0.	0.	0.	0.	0.	0.	0.	0.	0.	0.	0.	0.	0.	0. (0)	100.0 (2793)
6.50- 7.00	0.	0.	0.	0.	0.	0.	0.	0.	0.	0.	0.	0.	0.	0.	0.	0.	0.	0.	0. (0)	100.0 (2793)
7.00- 8.00	0.	0.	0.	0.	0.	0.	0.	0.	0.	0.	0.	0.	0.	0.	0.	0.	0.	0.	0. (0)	100.0 (2793)
8.00- 9.00	0.	0.	0.	0.	0.	0.	0.	0.	0.	0.	0.	0.	0.	0.	0.	0.	0.	0.	0. (0)	100.0 (2793)
9.00-10.00	0.	0.	0.	0.	0.	0.	0.	0.	0.	0.	0.	0.	0.	0.	0.	0.	0.	0.	0. (0)	100.0 (2793)
10.00-11.00	0.	0.	0.	0.	0.	0.	0.	0.	0.	0.	0.	0.	0.	0.	0.	0.	0.	0.	0. (0)	100.0 (2793)
11.00-12.00	0.	0.	0.	0.	0.	0.	0.	0.	0.	0.	0.	0.	0.	0.	0.	0.	0.	0.	0. (0)	100.0 (2793)
12.00-	0.	0.	0.	0.	0.	0.	0.	0.	0.	0.	0.	0.	0.	0.	0.	0.	0.	0.	0. (0)	100.0 (2793)
TOTAL	2.2	1.0	5.7	29.5	37.0	18.5	5.4	0.5	0.1	0.0	0.	0.	0.	0.	0.	0.	0.	0.	100.0	100.0
	61	27	159	825	1034	517	150	15	4	1	0	0	0	0	0	0	0	0	2793	2793
NICHO	2.2	3.2	8.8	38.4	75.4	93.9	99.3	99.8	100.0	100.0	100.0	100.0	100.0	100.0	100.0	100.0	100.0	100.0	100.0	100.0
	61	88	247	1072	2106	2623	2773	2788	2792	2793	2793	2793	2793	2793	2793	2793	2793	2793	2793	2793

付表－5.26 a　伊王島　日平均有義波の波高・周期別度数分布表（冬季）

IOJIMA　　KI　HYO　　74- 84　12- 2　　DOSUU BUNPU HYO

T / H	SEION	3- 4	4- 5	5- 6	6- 7 (KISYU)	7- 8	8- 9 (SGW-USW)	9-10	10-11	11-12	12-13	13-14	14-15	15-16	16-17	17-18	18-19	19-	K3 T3 TOTAL	MICHO
SEION	362	20	19	3	4	6	3	3	0	1	0	0	0	0	0	0	0	0	421 (677)	421 (677)
0.25- 0.50	0	14	37	4	2	6	5	9	1	0	0	0	0	0	0	0	0	0	78 (125)	499 (802)
0.50- 0.75	0	8	26	6	4	1	5	2	0	0	0	0	0	0	0	0	0	0	52 (84)	551 (886)
0.75- 1.00	0	1	26	2	0	1	2	2	1	0	0	0	0	0	0	0	0	0	35 (56)	586 (942)
1.00- 1.25	0	0	16	3	1	0	0	0	0	0	0	0	0	0	0	0	0	0	20 (32)	606 (974)
1.25- 1.50	0	0	5	2	0	0	0	0	0	0	0	0	0	0	0	0	0	0	7 (11)	613 (986)
1.50- 1.75	0	0	1	3	0	0	0	0	0	0	0	0	0	0	0	0	0	0	4 (6)	617 (992)
1.75- 2.00	0	0	0	4	0	0	0	0	0	0	0	0	0	0	0	0	0	0	4 (6)	621 (998)
2.00- 2.50	0	0	0	0	1	0	0	0	0	0	0	0	0	0	0	0	0	0	1 (2)	622 (1000)
2.50- 3.00	0	0	0	0	0	0	0	0	0	0	0	0	0	0	0	0	0	0	0 (0)	622 (1000)
3.00- 3.50	0	0	0	0	0	0	0	0	0	0	0	0	0	0	0	0	0	0	0 (0)	622 (1000)
3.50- 4.00	0	0	0	0	0	0	0	0	0	0	0	0	0	0	0	0	0	0	0 (0)	622 (1000)
4.00- 4.50	0	0	0	0	0	0	0	0	0	0	0	0	0	0	0	0	0	0	0 (0)	622 (1000)
4.50- 5.00	0	0	0	0	0	0	0	0	0	0	0	0	0	0	0	0	0	0	0 (0)	622 (1000)
5.00- 5.50	0	0	0	0	0	0	0	0	0	0	0	0	0	0	0	0	0	0	0 (0)	622 (1000)
5.50- 6.00	0	0	0	0	0	0	0	0	0	0	0	0	0	0	0	0	0	0	0 (0)	622 (1000)
6.00- 6.50	0	0	0	0	0	0	0	0	0	0	0	0	0	0	0	0	0	0	0 (0)	622 (1000)
6.50- 7.00	0	0	0	0	0	0	0	0	0	0	0	0	0	0	0	0	0	0	0 (0)	622 (1000)
7.00- 8.00	0	0	0	0	0	0	0	0	0	0	0	0	0	0	0	0	0	0	0 (0)	622 (1000)
8.00- 9.00	0	0	0	0	0	0	0	0	0	0	0	0	0	0	0	0	0	0	0 (0)	622 (1000)
9.00-10.00	0	0	0	0	0	0	0	0	0	0	0	0	0	0	0	0	0	0	0 (0)	622 (1000)
10.00-11.00	0	0	0	0	0	0	0	0	0	0	0	0	0	0	0	0	0	0	0 (0)	622 (1000)
11.00-12.00	0	0	0	0	0	0	0	0	0	0	0	0	0	0	0	0	0	0	0 (0)	622 (1000)
12.00-	0	0	0	0	0	0	0	0	0	0	0	0	0	0	0	0	0	0	0 (0)	622 (1000)
TOTAL	362	43	130	27	12	14	15	16	2	1	0	0	0	0	0	0	0	0	622	622
(0.1%)	(582)	(69)	(209)	(43)	(19)	(23)	(24)	(26)	(3)	(2)	(0)	(0)	(0)	(0)	(0)	(0)	(0)	(0)	(1000)	(1000)
MICHO	362	405	535	562	574	588	603	619	621	622	622	622	622	622	622	622	622	622	622	622
(0.1%)	(582)	(651)	(860)	(904)	(923)	(945)	(969)	(995)	(998)	(1000)	(1000)	(1000)	(1000)	(1000)	(1000)	(1000)	(1000)	(1000)	(1000)	(1000)

付表－5.26 b　伊王島　日平均有義波の波高・周期別度数分布表（春季）

IOJIMA　　KI　HYO　　75- 84　3- 5　　DOSUU BUNPU HYO

T / H	SEION	3- 4	4- 5	5- 6	6- 7 (KISYU)	7- 8	8- 9 (SGW-USW)	9-10	10-11	11-12	12-13	13-14	14-15	15-16	16-17	17-18	18-19	19-	K3 T3 TOTAL	MICHO
SEION	519	28	26	3	4	1	3	3	0	0	0	0	0	0	0	0	0	0	587 (754)	587 (754)
0.25- 0.50	0	23	51	24	5	4	0	2	0	0	0	1	0	0	0	0	0	0	110 (141)	697 (896)
0.50- 0.75	0	3	13	9	3	5	4	0	0	0	0	0	0	0	0	0	0	0	37 (48)	734 (943)
0.75- 1.00	0	0	9	7	4	1	6	0	0	0	0	0	0	0	0	0	0	0	27 (35)	761 (978)
1.00- 1.25	0	0	4	2	1	0	1	0	0	0	0	0	0	0	0	0	0	0	8 (10)	769 (988)
1.25- 1.50	0	0	0	4	1	0	0	0	0	0	0	0	0	0	0	0	0	0	5 (6)	774 (995)
1.50- 1.75	0	0	0	1	2	0	0	0	0	0	0	0	0	0	0	0	0	0	3 (4)	777 (999)
1.75- 2.00	0	0	0	0	0	0	0	0	0	0	0	0	0	0	0	0	0	0	0 (0)	777 (999)
2.00- 2.50	0	0	0	0	0	0	0	0	0	0	0	0	0	0	0	0	0	0	0 (0)	777 (999)
2.50- 3.00	0	0	0	0	1	0	0	0	0	0	0	0	0	0	0	0	0	0	1 (1)	778 (1000)
3.00- 3.50	0	0	0	0	0	0	0	0	0	0	0	0	0	0	0	0	0	0	0 (0)	778 (1000)
3.50- 4.00	0	0	0	0	0	0	0	0	0	0	0	0	0	0	0	0	0	0	0 (0)	778 (1000)
4.00- 4.50	0	0	0	0	0	0	0	0	0	0	0	0	0	0	0	0	0	0	0 (0)	778 (1000)
4.50- 5.00	0	0	0	0	0	0	0	0	0	0	0	0	0	0	0	0	0	0	0 (0)	778 (1000)
5.00- 5.50	0	0	0	0	0	0	0	0	0	0	0	0	0	0	0	0	0	0	0 (0)	778 (1000)
5.50- 6.00	0	0	0	0	0	0	0	0	0	0	0	0	0	0	0	0	0	0	0 (0)	778 (1000)
6.00- 6.50	0	0	0	0	0	0	0	0	0	0	0	0	0	0	0	0	0	0	0 (0)	778 (1000)
6.50- 7.00	0	0	0	0	0	0	0	0	0	0	0	0	0	0	0	0	0	0	0 (0)	778 (1000)
7.00- 8.00	0	0	0	0	0	0	0	0	0	0	0	0	0	0	0	0	0	0	0 (0)	778 (1000)
8.00- 9.00	0	0	0	0	0	0	0	0	0	0	0	0	0	0	0	0	0	0	0 (0)	778 (1000)
9.00-10.00	0	0	0	0	0	0	0	0	0	0	0	0	0	0	0	0	0	0	0 (0)	778 (1000)
10.00-11.00	0	0	0	0	0	0	0	0	0	0	0	0	0	0	0	0	0	0	0 (0)	778 (1000)
11.00-12.00	0	0	0	0	0	0	0	0	0	0	0	0	0	0	0	0	0	0	0 (0)	778 (1000)
12.00-	0	0	0	0	0	0	0	0	0	0	0	0	0	0	0	0	0	0	0 (0)	778 (1000)
TOTAL	519	54	103	50	21	11	14	5	0	0	0	1	0	0	0	0	0	0	775	778
(0.1%)	(667)	(69)	(132)	(64)	(27)	(14)	(18)	(4)	(0)	(0)	(0)	(1)	(0)	(0)	(0)	(0)	(0)	(0)	(1000)	(1000)
MICHO	519	573	676	726	747	758	772	777	777	777	777	778	778	778	778	778	778	778	778	778
(0.1%)	(667)	(737)	(869)	(933)	(960)	(974)	(992)	(999)	(999)	(999)	(999)	(1000)	(1000)	(1000)	(1000)	(1000)	(1000)	(1000)	(1000)	(1000)

付表－5.26 c　伊王島　日平均有義波の波高・周期別度数分布表（夏季）

IOJIMA　　KISYU　　SGW-USW　　KI　HYO　　75- 84　　6- 8　　DOSUU BUNPU HYO

H \ T	SEION	3- 4	4- 5	5- 6	6- 7	7- 8	8- 9	9-10	10-11	11-12	12-13	13-14	14-15	15-16	16-17	17-18	18-19	19-	H3 TOTAL	Y3 NICHO
SEION	373	16	15	13	6	9	7	4	1	2	1	0	0	0	0	0	0	0	447 (680)	447 (680)
0.25- 0.50	1	3	22	23	13	16	15	5	4	3	0	0	0	0	0	0	0	0	105 (160)	552 (840)
0.50- 0.75	0	0	4	12	15	11	7	4	3	0	0	0	0	0	0	0	0	0	56 (85)	608 (925)
0.75- 1.00	0	0	1	3	7	4	6	2	3	0	0	0	0	0	0	0	0	0	26 (40)	634 (965)
1.00- 1.25	0	0	0	0	1	2	2	1	1	0	0	0	0	0	0	0	0	0	7 (11)	641 (976)
1.25- 1.50	0	0	0	1	1	0	0	1	2	0	0	0	0	0	0	0	0	0	5 (8)	646 (983)
1.50- 1.75	0	0	0	0	2	3	2	0	0	0	0	0	0	0	0	0	0	0	7 (11)	653 (994)
1.75- 2.00	0	0	0	0	0	1	0	0	0	0	0	0	0	0	0	0	0	0	1 (2)	654 (995)
2.00- 2.50	0	0	0	0	0	0	0	0	0	2	0	0	0	0	0	0	0	0	2 (3)	656 (998)
2.50- 3.00	0	0	0	0	0	0	0	0	0	0	0	0	0	0	0	0	0	0	0 (0)	656 (998)
3.00- 3.50	0	0	0	0	0	0	0	0	0	0	0	0	0	0	0	0	0	0	0 (0)	656 (998)
3.50- 4.00	0	0	0	0	0	0	0	0	0	0	0	0	0	0	0	0	0	0	0 (0)	656 (998)
4.00- 4.50	0	0	0	0	0	0	0	0	0	0	0	0	0	0	0	0	0	0	0 (0)	656 (998)
4.50- 5.00	0	0	0	0	0	0	0	0	0	0	0	0	0	0	0	0	0	0	0 (0)	656 (998)
5.00- 5.50	0	0	0	0	0	0	0	0	1	0	0	0	0	0	0	0	0	0	1 (2)	657 (1000)
5.50- 6.00	0	0	0	0	0	0	0	0	0	0	0	0	0	0	0	0	0	0	0 (0)	657 (1000)
6.00- 6.50	0	0	0	0	0	0	0	0	0	0	0	0	0	0	0	0	0	0	0 (0)	657 (1000)
6.50- 7.00	0	0	0	0	0	0	0	0	0	0	0	0	0	0	0	0	0	0	0 (0)	657 (1000)
7.00- 8.00	0	0	0	0	0	0	0	0	0	0	0	0	0	0	0	0	0	0	0 (0)	657 (1000)
8.00- 9.00	0	0	0	0	0	0	0	0	0	0	0	0	0	0	0	0	0	0	0 (0)	657 (1000)
9.00-10.00	0	0	0	0	0	0	0	0	0	0	0	0	0	0	0	0	0	0	0 (0)	657 (1000)
10.00-11.00	0	0	0	0	0	0	0	0	0	0	0	0	0	0	0	0	0	0	0 (0)	657 (1000)
11.00-12.00	0	0	0	0	0	0	0	0	0	0	0	0	0	0	0	0	0	0	0 (0)	657 (1000)
12.00-	0	0	0	0	0	0	0	0	0	0	0	0	0	0	0	0	0	0	0 (0)	657 (1000)
TOTAL (0.1%)	374 (569)	19 (29)	42 (64)	52 (79)	45 (68)	46 (70)	39 (59)	17 (26)	15 (23)	7 (11)	1 (2)	0 (0)	0 (0)	0 (0)	0 (0)	0 (0)	0 (0)	0 (0)	657 (1000)	657 (1000)
NICHO (0.1%)	374 (569)	393 (598)	435 (662)	487 (741)	532 (810)	578 (880)	617 (939)	634 (965)	649 (988)	656 (998)	657 (1000)	657 (1000)	657 (1000)	657 (1000)	657 (1000)	657 (1000)	657 (1000)	657 (1000)	657 (1000)	657 (1000)

付表－5.26 d　伊王島　日平均有義波の波高・周期別度数分布表（秋季）

IOJIMA　　KISYU　　SGW-USW　　KI　HYO　　75- 84　　9- 11　　DOSUU BUNPU HYO

H \ T	SEION	3- 4	4- 5	5- 6	6- 7	7- 8	8- 9	9-10	10-11	11-12	12-13	13-14	14-15	15-16	16-17	17-18	18-19	19-	H3 TOTAL	Y3 NICHO
SEION	346	24	13	2	6	2	2	1	2	1	1	0	0	0	0	0	0	0	400 (826)	400 (826)
0.25- 0.50	1	22	12	6	3	0	2	3	1	3	0	1	0	0	0	0	0	0	54 (112)	454 (938)
0.50- 0.75	0	3	1	1	0	2	0	1	1	1	0	0	0	0	0	0	0	0	10 (21)	464 (959)
0.75- 1.00	0	0	2	1	0	0	1	0	0	0	2	0	0	0	0	0	0	0	6 (12)	470 (971)
1.00- 1.25	0	0	0	3	1	0	0	0	1	0	0	0	0	0	0	0	0	0	5 (10)	475 (981)
1.25- 1.50	0	0	0	3	1	0	0	0	0	0	0	0	0	0	0	0	0	0	4 (8)	479 (990)
1.50- 1.75	0	0	0	0	0	0	0	1	0	0	0	0	0	0	0	0	0	0	1 (2)	480 (992)
1.75- 2.00	0	0	0	0	2	1	0	0	0	0	0	0	0	0	0	0	0	0	3 (6)	483 (998)
2.00- 2.50	0	0	0	0	0	1	0	0	0	0	0	0	0	0	0	0	0	0	1 (2)	484 (1000)
2.50- 3.00	0	0	0	0	0	0	0	0	0	0	0	0	0	0	0	0	0	0	0 (0)	484 (1000)
3.00- 3.50	0	0	0	0	0	0	0	0	0	0	0	0	0	0	0	0	0	0	0 (0)	484 (1000)
3.50- 4.00	0	0	0	0	0	0	0	0	0	0	0	0	0	0	0	0	0	0	0 (0)	484 (1000)
4.00- 4.50	0	0	0	0	0	0	0	0	0	0	0	0	0	0	0	0	0	0	0 (0)	484 (1000)
4.50- 5.00	0	0	0	0	0	0	0	0	0	0	0	0	0	0	0	0	0	0	0 (0)	484 (1000)
5.00- 5.50	0	0	0	0	0	0	0	0	0	0	0	0	0	0	0	0	0	0	0 (0)	484 (1000)
5.50- 6.00	0	0	0	0	0	0	0	0	0	0	0	0	0	0	0	0	0	0	0 (0)	484 (1000)
6.00- 6.50	0	0	0	0	0	0	0	0	0	0	0	0	0	0	0	0	0	0	0 (0)	484 (1000)
6.50- 7.00	0	0	0	0	0	0	0	0	0	0	0	0	0	0	0	0	0	0	0 (0)	484 (1000)
7.00- 8.00	0	0	0	0	0	0	0	0	0	0	0	0	0	0	0	0	0	0	0 (0)	484 (1000)
8.00- 9.00	0	0	0	0	0	0	0	0	0	0	0	0	0	0	0	0	0	0	0 (0)	484 (1000)
9.00-10.00	0	0	0	0	0	0	0	0	0	0	0	0	0	0	0	0	0	0	0 (0)	484 (1000)
10.00-11.00	0	0	0	0	0	0	0	0	0	0	0	0	0	0	0	0	0	0	0 (0)	484 (1000)
11.00-12.00	0	0	0	0	0	0	0	0	0	0	0	0	0	0	0	0	0	0	0 (0)	484 (1000)
12.00-	0	0	0	0	0	0	0	0	0	0	0	0	0	0	0	0	0	0	0 (0)	484 (1000)
TOTAL (0.1%)	347 (717)	49 (101)	28 (58)	16 (33)	13 (27)	6 (12)	5 (10)	6 (12)	5 (10)	5 (10)	3 (6)	1 (2)	0 (0)	0 (0)	0 (0)	0 (0)	0 (0)	0 (0)	484 (1000)	484 (1000)
NICHO (0.1%)	347 (717)	396 (818)	424 (876)	440 (909)	453 (936)	459 (948)	464 (959)	470 (971)	475 (981)	480 (992)	483 (998)	484 (1000)	484 (1000)	484 (1000)	484 (1000)	484 (1000)	484 (1000)	484 (1000)	484 (1000)	484 (1000)

付表－5.26 e　伊王島　日平均有義波の波高・周期別度数分布表（通年）

IOJIMA　　NEN　HYO　　74- 12 - 84- 12　　DOSUU BUNPU HYO

H \ T	SEION	3- 4	4- 5	5- 6	6- 7 (KISYU)	7- 8	8- 9 (SGW-USW)	9-10	10-11	11-12	12-13	13-14	14-15	15-16	16-17	17-18	18-19	19-	TOTAL (H3)	MICHO (T3)
SEION	1600	88	75	21	20	18	15	11	3	4	2	0	0	0	0	0	0	0	1857 (722)	1857 (722)
0.25- 0.50	2	65	130	59	23	26	22	19	6	6	0	2	0	0	0	0	0	0	360 (140)	2217 (862)
0.50- 0.75	0	16	46	31	22	19	16	7	4	1	0	0	0	0	0	0	0	0	162 (63)	2379 (925)
0.75- 1.00	0	2	40	13	11	6	15	4	4	0	2	0	0	0	0	0	0	0	97 (38)	2476 (963)
1.00- 1.25	0	0	23	9	4	2	3	1	2	0	0	0	0	0	0	0	0	0	44 (17)	2520 (980)
1.25- 1.50	0	0	6	11	3	0	0	1	2	0	0	0	0	0	0	0	0	0	23 (9)	2543 (989)
1.50- 1.75	0	0	1	4	4	3	2	1	0	0	0	0	0	0	0	0	0	0	15 (6)	2558 (995)
1.75- 2.00	0	0	0	4	2	2	0	0	0	0	0	0	0	0	0	0	0	0	8 (3)	2566 (998)
2.00- 2.50	0	0	0	0	1	1	0	0	0	2	0	0	0	0	0	0	0	0	4 (2)	2570 (999)
2.50- 3.00	0	0	0	0	1	0	0	0	0	0	0	0	0	0	0	0	0	0	1 (0)	2571 (1000)
3.00- 3.50	0	0	0	0	0	0	0	0	0	0	0	0	0	0	0	0	0	0	0 (0)	2571 (1000)
3.50- 4.00	0	0	0	0	0	0	0	0	0	0	0	0	0	0	0	0	0	0	0 (0)	2571 (1000)
4.00- 4.50	0	0	0	0	0	0	0	0	0	0	0	0	0	0	0	0	0	0	0 (0)	2571 (1000)
4.50- 5.00	0	0	0	0	0	0	0	0	0	0	0	0	0	0	0	0	0	0	0 (0)	2571 (1000)
5.00- 5.50	0	0	0	0	0	0	0	0	1	0	0	0	0	0	0	0	0	0	1 (0)	2572 (1000)
5.50- 6.00	0	0	0	0	0	0	0	0	0	0	0	0	0	0	0	0	0	0	0 (0)	2572 (1000)
6.00- 6.50	0	0	0	0	0	0	0	0	0	0	0	0	0	0	0	0	0	0	0 (0)	2572 (1000)
6.50- 7.00	0	0	0	0	0	0	0	0	0	0	0	0	0	0	0	0	0	0	0 (0)	2572 (1000)
7.00- 8.00	0	0	0	0	0	0	0	0	0	0	0	0	0	0	0	0	0	0	0 (0)	2572 (1000)
8.00- 9.00	0	0	0	0	0	0	0	0	0	0	0	0	0	0	0	0	0	0	0 (0)	2572 (1000)
9.00-10.00	0	0	0	0	0	0	0	0	0	0	0	0	0	0	0	0	0	0	0 (0)	2572 (1000)
10.00-11.00	0	0	0	0	0	0	0	0	0	0	0	0	0	0	0	0	0	0	0 (0)	2572 (1000)
11.00-12.00	0	0	0	0	0	0	0	0	0	0	0	0	0	0	0	0	0	0	0 (0)	2572 (1000)
12.00-	0	0	0	0	0	0	0	0	0	0	0	0	0	0	0	0	0	0	0 (0)	2572 (1000)
TOTAL	1602	171	321	152	91	77	73	44	22	13	4	2	0	0	0	0	0	0	2572	2572
(0.1%)	(623)	(66)	(125)	(59)	(35)	(30)	(28)	(17)	(9)	(5)	(2)	(1)	(0)	(0)	(0)	(0)	(0)	(0)	(1000)	(1000)
MICHO	1602	1773	2094	2246	2337	2414	2487	2531	2553	2566	2570	2572	2572	2572	2572	2572	2572	2572	2572	2572
(0.1%)	(623)	(689)	(814)	(873)	(909)	(939)	(967)	(984)	(993)	(998)	(999)	(1000)	(1000)	(1000)	(1000)	(1000)	(1000)	(1000)	(1000)	(1000)

付表－5.26 f　伊王島　日平均有義波の波高・周期別出現率表（通年）

IOJIMA　　NEN　HYO　　74- 12 - 84- 12　　RITU　BUNPU HYO

H \ T	SEION	3- 4	4- 5	5- 6	6- 7 (KISYU)	7- 8	8- 9 (SGW-USW)	9-10	10-11	11-12	12-13	13-14	14-15	15-16	16-17	17-18	18-19	19-	TOTAL (H3)	MICHO (T3)
SEION	62.2	3.4	2.9	0.8	0.8	0.7	0.6	0.4	0.1	0.2	0.1	0.	0.	0.	0.	0.	0.	0.	72.2 (1857)	72.2 (1857)
0.25- 0.50	0.1	2.5	5.1	2.3	0.9	1.0	0.9	0.7	0.2	0.2	0.	0.1	0.	0.	0.	0.	0.	0.	14.0 (360)	86.2 (2217)
0.50- 0.75	0.	0.6	1.8	1.2	0.9	0.7	0.6	0.3	0.2	0.0	0.	0.	0.	0.	0.	0.	0.	0.	6.3 (162)	92.5 (2379)
0.75- 1.00	0.	0.1	1.6	0.5	0.4	0.2	0.6	0.2	0.2	0.	0.1	0.	0.	0.	0.	0.	0.	0.	3.8 (97)	96.3 (2476)
1.00- 1.25	0.	0.	0.9	0.3	0.2	0.1	0.1	0.0	0.1	0.	0.	0.	0.	0.	0.	0.	0.	0.	1.7 (44)	98.0 (2520)
1.25- 1.50	0.	0.	0.2	0.4	0.1	0.	0.	0.0	0.1	0.	0.	0.	0.	0.	0.	0.	0.	0.	0.9 (23)	98.9 (2543)
1.50- 1.75	0.	0.	0.0	0.2	0.2	0.1	0.1	0.0	0.	0.	0.	0.	0.	0.	0.	0.	0.	0.	0.6 (15)	99.5 (2558)
1.75- 2.00	0.	0.	0.	0.2	0.1	0.1	0.	0.	0.	0.	0.	0.	0.	0.	0.	0.	0.	0.	0.3 (8)	99.8 (2566)
2.00- 2.50	0.	0.	0.	0.	0.0	0.0	0.	0.	0.	0.1	0.	0.	0.	0.	0.	0.	0.	0.	0.2 (4)	99.9 (2570)
2.50- 3.00	0.	0.	0.	0.	0.0	0.	0.	0.	0.	0.	0.	0.	0.	0.	0.	0.	0.	0.	0.0 (1)	100.0 (2571)
3.00- 3.50	0.	0.	0.	0.	0.	0.	0.	0.	0.	0.	0.	0.	0.	0.	0.	0.	0.	0.	0. (0)	100.0 (2571)
3.50- 4.00	0.	0.	0.	0.	0.	0.	0.	0.	0.	0.	0.	0.	0.	0.	0.	0.	0.	0.	0. (0)	100.0 (2571)
4.00- 4.50	0.	0.	0.	0.	0.	0.	0.	0.	0.	0.	0.	0.	0.	0.	0.	0.	0.	0.	0. (0)	100.0 (2571)
4.50- 5.00	0.	0.	0.	0.	0.	0.	0.	0.	0.	0.	0.	0.	0.	0.	0.	0.	0.	0.	0. (0)	100.0 (2571)
5.00- 5.50	0.	0.	0.	0.	0.	0.	0.	0.	0.0	0.	0.	0.	0.	0.	0.	0.	0.	0.	0.0 (1)	100.0 (2572)
5.50- 6.00	0.	0.	0.	0.	0.	0.	0.	0.	0.	0.	0.	0.	0.	0.	0.	0.	0.	0.	0. (0)	100.0 (2572)
6.00- 6.50	0.	0.	0.	0.	0.	0.	0.	0.	0.	0.	0.	0.	0.	0.	0.	0.	0.	0.	0. (0)	100.0 (2572)
6.50- 7.00	0.	0.	0.	0.	0.	0.	0.	0.	0.	0.	0.	0.	0.	0.	0.	0.	0.	0.	0. (0)	100.0 (2572)
7.00- 8.00	0.	0.	0.	0.	0.	0.	0.	0.	0.	0.	0.	0.	0.	0.	0.	0.	0.	0.	0. (0)	100.0 (2572)
8.00- 9.00	0.	0.	0.	0.	0.	0.	0.	0.	0.	0.	0.	0.	0.	0.	0.	0.	0.	0.	0. (0)	100.0 (2572)
9.00-10.00	0.	0.	0.	0.	0.	0.	0.	0.	0.	0.	0.	0.	0.	0.	0.	0.	0.	0.	0. (0)	100.0 (2572)
10.00-11.00	0.	0.	0.	0.	0.	0.	0.	0.	0.	0.	0.	0.	0.	0.	0.	0.	0.	0.	0. (0)	100.0 (2572)
11.00-12.00	0.	0.	0.	0.	0.	0.	0.	0.	0.	0.	0.	0.	0.	0.	0.	0.	0.	0.	0. (0)	100.0 (2572)
12.00-	0.	0.	0.	0.	0.	0.	0.	0.	0.	0.	0.	0.	0.	0.	0.	0.	0.	0.	0. (0)	100.0 (2572)
TOTAL	62.3	6.6	12.5	5.9	3.5	3.0	2.8	1.7	0.9	0.5	0.2	0.1	0.	0.	0.	0.	0.	0.	100.0	100.0
	1602	171	321	152	91	77	73	44	22	13	4	2	0	0	0	0	0	0	2572	2572
MICHO	62.3	68.9	81.4	87.3	90.9	93.9	96.7	98.4	99.3	99.8	99.9	100.0	100.0	100.0	100.0	100.0	100.0	100.0	100.0	100.0
	1602	1773	2094	2246	2337	2414	2487	2531	2553	2566	2570	2572	2572	2572	2572	2572	2572	2572	2572	2572

付表－5.27 a　藍島　日平均有義波の波高・周期別度数分布表（冬季）

AINOSHIMA　　KI　HYO　　75- 84　12- 2　　DOSUU BUNPU HYO　H3　T3

H \ T	SEION	3- 4	4- 5	5- 6	KISYU 6- 7	7- 8	USW 8- 9	9-10	10-11	11-12	12-13	13-14	14-15	15-16	16-17	17-18	18-19	19-	TOTAL	NICHO
SEION	1	13	6	2	0	0	0	0	0	0	0	0	0	0	0	0	0	0	22	22
																			(29)	(29)
0.25- 0.50	4	35	71	25	12	0	0	0	0	0	0	0	0	0	0	0	0	0	147	169
																			(193)	(222)
0.50- 0.75	0	11	70	47	22	6	0	0	0	0	0	0	0	0	0	0	0	0	156	325
																			(205)	(427)
0.75- 1.00	0	3	66	72	21	4	1	0	0	0	0	0	0	0	0	0	0	0	167	492
																			(219)	(646)
1.00- 1.25	0	0	18	56	24	3	0	0	0	0	0	0	0	0	0	0	0	0	101	593
																			(133)	(778)
1.25- 1.50	0	0	3	45	21	4	0	0	0	0	0	0	0	0	0	0	0	0	73	666
																			(96)	(874)
1.50- 1.75	0	0	0	27	25	3	0	0	0	0	0	0	0	0	0	0	0	0	55	721
																			(72)	(946)
1.75- 2.00	0	0	0	7	14	0	0	0	0	0	0	0	0	0	0	0	0	0	21	742
																			(28)	(974)
2.00- 2.50	0	0	0	0	17	1	0	0	0	0	0	0	0	0	0	0	0	0	18	760
																			(24)	(997)
2.50- 3.00	0	0	0	0	1	0	0	0	0	0	0	0	0	0	0	0	0	0	1	761
																			(1)	(999)
3.00- 3.50	0	0	0	0	0	1	0	0	0	0	0	0	0	0	0	0	0	0	1	762
																			(1)	(1000)
3.50- 4.00	0	0	0	0	0	0	0	0	0	0	0	0	0	0	0	0	0	0	0	762
																			(0)	(1000)
4.00- 4.50	0	0	0	0	0	0	0	0	0	0	0	0	0	0	0	0	0	0	0	762
																			(0)	(1000)
4.50- 5.00	0	0	0	0	0	0	0	0	0	0	0	0	0	0	0	0	0	0	0	762
																			(0)	(1000)
5.00- 5.50	0	0	0	0	0	0	0	0	0	0	0	0	0	0	0	0	0	0	0	762
																			(0)	(1000)
5.50- 6.00	0	0	0	0	0	0	0	0	0	0	0	0	0	0	0	0	0	0	0	762
																			(0)	(1000)
6.00- 6.50	0	0	0	0	0	0	0	0	0	0	0	0	0	0	0	0	0	0	0	762
																			(0)	(1000)
6.50- 7.00	0	0	0	0	0	0	0	0	0	0	0	0	0	0	0	0	0	0	0	762
																			(0)	(1000)
7.00- 8.00	0	0	0	0	0	0	0	0	0	0	0	0	0	0	0	0	0	0	0	762
																			(0)	(1000)
8.00- 9.00	0	0	0	0	0	0	0	0	0	0	0	0	0	0	0	0	0	0	0	762
																			(0)	(1000)
9.00-10.00	0	0	0	0	0	0	0	0	0	0	0	0	0	0	0	0	0	0	0	762
																			(0)	(1000)
10.00-11.00	0	0	0	0	0	0	0	0	0	0	0	0	0	0	0	0	0	0	0	762
																			(0)	(1000)
11.00-12.00	0	0	0	0	0	0	0	0	0	0	0	0	0	0	0	0	0	0	0	762
																			(0)	(1000)
12.00-	0	0	0	0	0	0	0	0	0	0	0	0	0	0	0	0	0	0	0	762
																			(0)	(1000)
TOTAL	5	62	234	281	157	22	1	0	0	0	0	0	0	0	0	0	0	0	762	762
(0.1%)	(7)	(81)	(307)	(369)	(206)	(29)	(1)	(0)	(0)	(0)	(0)	(0)	(0)	(0)	(0)	(0)	(0)	(0)	(1000)	(1000)
NICHO	5	67	301	582	739	761	762	762	762	762	762	762	762	762	762	762	762	762	762	762
(0.1%)	(7)	(88)	(395)	(764)	(970)	(999)	(1000)	(1000)	(1000)	(1000)	(1000)	(1000)	(1000)	(1000)	(1000)	(1000)	(1000)	(1000)	(1000)	(1000)

付表－5.27 b　藍島　日平均有義波の波高・周期別度数分布表（春季）

AINOSHIMA　　KI　HYO　　75- 84　3- 5　　DOSUU BUNPU HYO　H3　T3

H \ T	SEION	3- 4	4- 5	5- 6	KISYU 6- 7	7- 8	USW 8- 9	9-10	10-11	11-12	12-13	13-14	14-15	15-16	16-17	17-18	18-19	19-	TOTAL	NICHO
SEION	41	76	17	2	0	0	0	0	0	0	0	0	0	0	0	0	0	0	136	136
																			(184)	(184)
0.25- 0.50	34	135	90	24	8	1	0	0	0	0	0	0	0	0	0	0	0	0	292	428
																			(395)	(578)
0.50- 0.75	2	26	78	32	8	3	1	0	0	0	0	0	0	0	0	0	0	0	150	578
																			(203)	(781)
0.75- 1.00	0	2	33	35	4	1	0	0	0	0	0	0	0	0	0	0	0	0	75	653
																			(101)	(882)
1.00- 1.25	0	0	13	23	9	0	0	0	0	0	0	0	0	0	0	0	0	0	45	698
																			(61)	(943)
1.25- 1.50	0	0	3	11	9	1	1	0	0	0	0	0	0	0	0	0	0	0	25	723
																			(34)	(977)
1.50- 1.75	0	0	0	3	5	1	0	0	0	0	0	0	0	0	0	0	0	0	9	732
																			(12)	(989)
1.75- 2.00	0	0	0	0	2	1	0	0	0	0	0	0	0	0	0	0	0	0	3	735
																			(4)	(993)
2.00- 2.50	0	0	0	0	5	0	0	0	0	0	0	0	0	0	0	0	0	0	5	740
																			(7)	(1000)
2.50- 3.00	0	0	0	0	0	0	0	0	0	0	0	0	0	0	0	0	0	0	0	740
																			(0)	(1000)
3.00- 3.50	0	0	0	0	0	0	0	0	0	0	0	0	0	0	0	0	0	0	0	740
																			(0)	(1000)
3.50- 4.00	0	0	0	0	0	0	0	0	0	0	0	0	0	0	0	0	0	0	0	740
																			(0)	(1000)
4.00- 4.50	0	0	0	0	0	0	0	0	0	0	0	0	0	0	0	0	0	0	0	740
																			(0)	(1000)
4.50- 5.00	0	0	0	0	0	0	0	0	0	0	0	0	0	0	0	0	0	0	0	740
																			(0)	(1000)
5.00- 5.50	0	0	0	0	0	0	0	0	0	0	0	0	0	0	0	0	0	0	0	740
																			(0)	(1000)
5.50- 6.00	0	0	0	0	0	0	0	0	0	0	0	0	0	0	0	0	0	0	0	740
																			(0)	(1000)
6.00- 6.50	0	0	0	0	0	0	0	0	0	0	0	0	0	0	0	0	0	0	0	740
																			(0)	(1000)
6.50- 7.00	0	0	0	0	0	0	0	0	0	0	0	0	0	0	0	0	0	0	0	740
																			(0)	(1000)
7.00- 8.00	0	0	0	0	0	0	0	0	0	0	0	0	0	0	0	0	0	0	0	740
																			(0)	(1000)
8.00- 9.00	0	0	0	0	0	0	0	0	0	0	0	0	0	0	0	0	0	0	0	740
																			(0)	(1000)
9.00-10.00	0	0	0	0	0	0	0	0	0	0	0	0	0	0	0	0	0	0	0	740
																			(0)	(1000)
10.00-11.00	0	0	0	0	0	0	0	0	0	0	0	0	0	0	0	0	0	0	0	740
																			(0)	(1000)
11.00-12.00	0	0	0	0	0	0	0	0	0	0	0	0	0	0	0	0	0	0	0	740
																			(0)	(1000)
12.00-	0	0	0	0	0	0	0	0	0	0	0	0	0	0	0	0	0	0	0	740
																			(0)	(1000)
TOTAL	77	239	234	130	50	8	2	0	0	0	0	0	0	0	0	0	0	0	740	740
(0.1%)	(104)	(323)	(316)	(176)	(68)	(11)	(3)	(0)	(0)	(0)	(0)	(0)	(0)	(0)	(0)	(0)	(0)	(0)	(1000)	(1000)
NICHO	77	316	550	680	730	738	740	740	740	740	740	740	740	740	740	740	740	740	740	740
(0.1%)	(104)	(427)	(743)	(919)	(986)	(997)	(1000)	(1000)	(1000)	(1000)	(1000)	(1000)	(1000)	(1000)	(1000)	(1000)	(1000)	(1000)	(1000)	(1000)

付表－5.27 c　藍島　日平均有義波の波高・周期別度数分布表（夏季）

AINOSHIMA　　KI　HYO　　75- 84　6- 8　　DOSUU BUNPU HYO

H \ T	SEION	3- 4	4- 5	5- 6	6- 7 (KISYU)	7- 8	8- 9 (USW)	9-10	10-11	11-12	12-13	13-14	14-15	15-16	16-17	17-18	18-19	19-	H3 T3 TOTAL	MICHO
SEION	38	210	40	1	0	0	0	0	0	0	0	0	0	0	0	0	0	0	289 (341)	289 (341)
0.25- 0.50	28	196	133	32	4	2	0	0	0	0	0	0	0	0	0	0	0	0	395 (466)	684 (807)
0.50- 0.75	2	19	56	20	8	1	1	0	0	0	0	0	0	0	0	0	0	0	107 (126)	791 (933)
0.75- 1.00	0	0	17	19	2	1	1	0	0	0	0	0	0	0	0	0	0	0	40 (47)	831 (980)
1.00- 1.25	0	1	2	9	1	0	0	0	0	0	0	0	0	0	0	0	0	0	13 (15)	844 (995)
1.25- 1.50	0	0	1	0	3	0	0	0	0	0	0	0	0	0	0	0	0	0	4 (5)	848 (1000)
1.50- 1.75	0	0	0	0	0	0	0	0	0	0	0	0	0	0	0	0	0	0	0 (0)	848 (1000)
1.75- 2.00	0	0	0	0	0	0	0	0	0	0	0	0	0	0	0	0	0	0	0 (0)	848 (1000)
2.00- 2.50	0	0	0	0	0	0	0	0	0	0	0	0	0	0	0	0	0	0	0 (0)	848 (1000)
2.50- 3.00	0	0	0	0	0	0	0	0	0	0	0	0	0	0	0	0	0	0	0 (0)	848 (1000)
3.00- 3.50	0	0	0	0	0	0	0	0	0	0	0	0	0	0	0	0	0	0	0 (0)	848 (1000)
3.50- 4.00	0	0	0	0	0	0	0	0	0	0	0	0	0	0	0	0	0	0	0 (0)	848 (1000)
4.00- 4.50	0	0	0	0	0	0	0	0	0	0	0	0	0	0	0	0	0	0	0 (0)	848 (1000)
4.50- 5.00	0	0	0	0	0	0	0	0	0	0	0	0	0	0	0	0	0	0	0 (0)	848 (1000)
5.00- 5.50	0	0	0	0	0	0	0	0	0	0	0	0	0	0	0	0	0	0	0 (0)	848 (1000)
5.50- 6.00	0	0	0	0	0	0	0	0	0	0	0	0	0	0	0	0	0	0	0 (0)	848 (1000)
6.00- 6.50	0	0	0	0	0	0	0	0	0	0	0	0	0	0	0	0	0	0	0 (0)	848 (1000)
6.50- 7.00	0	0	0	0	0	0	0	0	0	0	0	0	0	0	0	0	0	0	0 (0)	848 (1000)
7.00- 8.00	0	0	0	0	0	0	0	0	0	0	0	0	0	0	0	0	0	0	0 (0)	848 (1000)
8.00- 9.00	0	0	0	0	0	0	0	0	0	0	0	0	0	0	0	0	0	0	0 (0)	848 (1000)
9.00-10.00	0	0	0	0	0	0	0	0	0	0	0	0	0	0	0	0	0	0	0 (0)	848 (1000)
10.00-11.00	0	0	0	0	0	0	0	0	0	0	0	0	0	0	0	0	0	0	0 (0)	848 (1000)
11.00-12.00	0	0	0	0	0	0	0	0	0	0	0	0	0	0	0	0	0	0	0 (0)	848 (1000)
12.00-	0	0	0	0	0	0	0	0	0	0	0	0	0	0	0	0	0	0	0 (0)	848 (1000)
TOTAL (0.1%)	68 (80)	426 (502)	249 (294)	81 (96)	18 (21)	4 (5)	2 (2)	0 (0)	0 (0)	0 (0)	0 (0)	0 (0)	0 (0)	0 (0)	0 (0)	0 (0)	0 (0)	0 (0)	848 (1000)	848 (1000)
MICHO (0.1%)	68 (80)	494 (583)	743 (876)	824 (972)	842 (993)	846 (998)	848 (1000)	848 (1000)	848 (1000)	848 (1000)	848 (1000)	848 (1000)	848 (1000)	848 (1000)	848 (1000)	848 (1000)	848 (1000)	848 (1000)	848 (1000)	848 (1000)

付表－5.27 d　藍島　日平均有義波の波高・周期別度数分布表（秋季）

AINOSHIMA　　KI　HYO　　75- 84　9- 11　　DOSUU BUNPU HYO

H \ T	SEION	3- 4	4- 5	5- 6	6- 7 (KISYU)	7- 8	8- 9 (USW)	9-10	10-11	11-12	12-13	13-14	14-15	15-16	16-17	17-18	18-19	19-	H3 T3 TOTAL	MICHO
SEION	28	79	21	3	1	0	0	0	0	0	0	0	0	0	0	0	0	0	132 (156)	132 (156)
0.25- 0.50	12	113	156	50	9	1	0	0	0	0	0	0	0	0	0	0	0	0	341 (402)	473 (558)
0.50- 0.75	0	12	73	54	24	3	0	0	0	0	0	0	0	0	0	0	0	0	166 (196)	639 (754)
0.75- 1.00	0	1	31	49	22	2	0	1	0	0	0	0	0	0	0	0	0	0	106 (125)	745 (879)
1.00- 1.25	0	0	7	29	15	3	0	0	0	0	0	0	0	0	0	0	0	0	54 (64)	799 (942)
1.25- 1.50	0	0	0	12	12	1	0	0	0	0	0	0	0	0	0	0	0	0	25 (29)	824 (972)
1.50- 1.75	0	0	0	3	3	2	0	0	0	0	0	0	0	0	0	0	0	0	8 (9)	832 (981)
1.75- 2.00	0	0	0	4	2	2	0	0	0	0	0	0	0	0	0	0	0	0	8 (9)	840 (991)
2.00- 2.50	0	0	0	0	5	1	0	0	0	0	0	0	0	0	0	0	0	0	6 (7)	846 (998)
2.50- 3.00	0	0	0	0	1	0	0	1	0	0	0	0	0	0	0	0	0	0	2 (2)	848 (1000)
3.00- 3.50	0	0	0	0	0	0	0	0	0	0	0	0	0	0	0	0	0	0	0 (0)	848 (1000)
3.50- 4.00	0	0	0	0	0	0	0	0	0	0	0	0	0	0	0	0	0	0	0 (0)	848 (1000)
4.00- 4.50	0	0	0	0	0	0	0	0	0	0	0	0	0	0	0	0	0	0	0 (0)	848 (1000)
4.50- 5.00	0	0	0	0	0	0	0	0	0	0	0	0	0	0	0	0	0	0	0 (0)	848 (1000)
5.00- 5.50	0	0	0	0	0	0	0	0	0	0	0	0	0	0	0	0	0	0	0 (0)	848 (1000)
5.50- 6.00	0	0	0	0	0	0	0	0	0	0	0	0	0	0	0	0	0	0	0 (0)	848 (1000)
6.00- 6.50	0	0	0	0	0	0	0	0	0	0	0	0	0	0	0	0	0	0	0 (0)	848 (1000)
6.50- 7.00	0	0	0	0	0	0	0	0	0	0	0	0	0	0	0	0	0	0	0 (0)	848 (1000)
7.00- 8.00	0	0	0	0	0	0	0	0	0	0	0	0	0	0	0	0	0	0	0 (0)	848 (1000)
8.00- 9.00	0	0	0	0	0	0	0	0	0	0	0	0	0	0	0	0	0	0	0 (0)	848 (1000)
9.00-10.00	0	0	0	0	0	0	0	0	0	0	0	0	0	0	0	0	0	0	0 (0)	848 (1000)
10.00-11.00	0	0	0	0	0	0	0	0	0	0	0	0	0	0	0	0	0	0	0 (0)	848 (1000)
11.00-12.00	0	0	0	0	0	0	0	0	0	0	0	0	0	0	0	0	0	0	0 (0)	848 (1000)
12.00-	0	0	0	0	0	0	0	0	0	0	0	0	0	0	0	0	0	0	0 (0)	848 (1000)
TOTAL (0.1%)	40 (47)	205 (242)	288 (340)	204 (241)	94 (111)	15 (18)	0 (0)	2 (2)	0 (0)	0 (0)	0 (0)	0 (0)	0 (0)	0 (0)	0 (0)	0 (0)	0 (0)	0 (0)	848 (1000)	848 (1000)
MICHO (0.1%)	40 (47)	245 (289)	533 (629)	737 (869)	831 (980)	846 (998)	846 (998)	848 (1000)	848 (1000)	848 (1000)	848 (1000)	848 (1000)	848 (1000)	848 (1000)	848 (1000)	848 (1000)	848 (1000)	848 (1000)	848 (1000)	848 (1000)

付表－5.27 e　藍島　日平均有義波の波高・周期別度数分布表（通年）

AINOSHIMA　　KISYU　USW　　NEN HYO　　75- 4 - 84- 12　　DOSUU BUNPU HYO

H \ T	SEION	3- 4	4- 5	5- 6	6- 7	7- 8	8- 9	9-10	10-11	11-12	12-13	13-14	14-15	15-16	16-17	17-18	18-19	19-	H3 TOTAL	T3 RICHO
SEION	108	378	84	8	1	0	0	0	0	0	0	0	0	0	0	0	0	0	579 (179)	579 (179)
0.25- 0.50	79	481	450	131	34	4	0	0	0	0	0	0	0	0	0	0	0	0	1179 (365)	1758 (544)
0.50- 0.75	4	69	278	157	63	13	2	0	0	0	0	0	0	0	0	0	0	0	586 (181)	2344 (726)
0.75- 1.00	0	6	150	175	50	8	2	1	0	0	0	0	0	0	0	0	0	0	392 (121)	2736 (847)
1.00- 1.25	0	1	44	119	49	6	0	0	0	0	0	0	0	0	0	0	0	0	219 (68)	2955 (915)
1.25- 1.50	0	0	7	70	45	6	1	0	0	0	0	0	0	0	0	0	0	0	129 (40)	3084 (955)
1.50- 1.75	0	0	0	38	34	6	0	0	0	0	0	0	0	0	0	0	0	0	78 (24)	3162 (979)
1.75- 2.00	0	0	0	13	18	3	0	0	0	0	0	0	0	0	0	0	0	0	34 (11)	3196 (990)
2.00- 2.50	0	0	0	0	27	2	0	0	0	0	0	0	0	0	0	0	0	0	29 (9)	3225 (999)
2.50- 3.00	0	0	0	0	2	0	0	1	0	0	0	0	0	0	0	0	0	0	3 (1)	3228 (1000)
3.00- 3.50	0	0	0	0	0	1	0	0	0	0	0	0	0	0	0	0	0	0	1 (0)	3229 (1000)
3.50- 4.00	0	0	0	0	0	0	0	0	0	0	0	0	0	0	0	0	0	0	0 (0)	3229 (1000)
4.00- 4.50	0	0	0	0	0	0	0	0	0	0	0	0	0	0	0	0	0	0	0 (0)	3229 (1000)
4.50- 5.00	0	0	0	0	0	0	0	0	0	0	0	0	0	0	0	0	0	0	0 (0)	3229 (1000)
5.00- 5.50	0	0	0	0	0	0	0	0	0	0	0	0	0	0	0	0	0	0	0 (0)	3229 (1000)
5.50- 6.00	0	0	0	0	0	0	0	0	0	0	0	0	0	0	0	0	0	0	0 (0)	3229 (1000)
6.00- 6.50	0	0	0	0	0	0	0	0	0	0	0	0	0	0	0	0	0	0	0 (0)	3229 (1000)
6.50- 7.00	0	0	0	0	0	0	0	0	0	0	0	0	0	0	0	0	0	0	0 (0)	3229 (1000)
7.00- 8.00	0	0	0	0	0	0	0	0	0	0	0	0	0	0	0	0	0	0	0 (0)	3229 (1000)
8.00- 9.00	0	0	0	0	0	0	0	0	0	0	0	0	0	0	0	0	0	0	0 (0)	3229 (1000)
9.00-10.00	0	0	0	0	0	0	0	0	0	0	0	0	0	0	0	0	0	0	0 (0)	3229 (1000)
10.00-11.00	0	0	0	0	0	0	0	0	0	0	0	0	0	0	0	0	0	0	0 (0)	3229 (1000)
11.00-12.00	0	0	0	0	0	0	0	0	0	0	0	0	0	0	0	0	0	0	0 (0)	3229 (1000)
12.00-	0	0	0	0	0	0	0	0	0	0	0	0	0	0	0	0	0	0	0 (0)	3229 (1000)
TOTAL	191	935	1013	711	323	49	5	2	0	0	0	0	0	0	0	0	0	0	3229	3229
(0.1%)	(59)	(290)	(314)	(220)	(100)	(15)	(2)	(1)	(0)	(0)	(0)	(0)	(0)	(0)	(0)	(0)	(0)	(0)	(1000)	(1000)
RICHO	191	1126	2139	2850	3173	3222	3227	3229	3229	3229	3229	3229	3229	3229	3229	3229	3229	3229	3229	3229
(0.1%)	(59)	(349)	(662)	(883)	(983)	(998)	(999)	(1000)	(1000)	(1000)	(1000)	(1000)	(1000)	(1000)	(1000)	(1000)	(1000)	(1000)	(1000)	(1000)

付表－5.27 f　藍島　日平均有義波の波高・周期別出現率表（通年）

AINOSHIMA　　KISYU　USW　　NEN HYO　　75- 4 - 84- 12　　RITU BUNPU HYO

H \ T	SEION	3- 4	4- 5	5- 6	6- 7	7- 8	8- 9	9-10	10-11	11-12	12-13	13-14	14-15	15-16	16-17	17-18	18-19	19-	H3 TOTAL	T3 RICHO
SEION	3.3	11.7	2.6	0.2	0.0	0.	0.	0.	0.	0.	0.	0.	0.	0.	0.	0.	0.	0.	17.9 (579)	17.9 (579)
0.25- 0.50	2.4	14.9	13.9	4.1	1.1	0.1	0.	0.	0.	0.	0.	0.	0.	0.	0.	0.	0.	0.	36.5 (1179)	54.4 (1758)
0.50- 0.75	0.1	2.1	8.6	4.9	2.0	0.4	0.1	0.	0.	0.	0.	0.	0.	0.	0.	0.	0.	0.	18.1 (586)	72.6 (2344)
0.75- 1.00	0.	0.2	4.6	5.4	1.5	0.2	0.1	0.0	0.	0.	0.	0.	0.	0.	0.	0.	0.	0.	12.1 (392)	84.7 (2736)
1.00- 1.25	0.	0.0	1.4	3.7	1.5	0.2	0.	0.	0.	0.	0.	0.	0.	0.	0.	0.	0.	0.	6.8 (219)	91.5 (2955)
1.25- 1.50	0.	0.	0.2	2.2	1.4	0.2	0.0	0.	0.	0.	0.	0.	0.	0.	0.	0.	0.	0.	4.0 (129)	95.5 (3084)
1.50- 1.75	0.	0.	0.	1.2	1.1	0.2	0.	0.	0.	0.	0.	0.	0.	0.	0.	0.	0.	0.	2.4 (78)	97.9 (3162)
1.75- 2.00	0.	0.	0.	0.4	0.6	0.1	0.	0.	0.	0.	0.	0.	0.	0.	0.	0.	0.	0.	1.1 (34)	99.0 (3196)
2.00- 2.50	0.	0.	0.	0.	0.8	0.1	0.	0.	0.	0.	0.	0.	0.	0.	0.	0.	0.	0.	0.9 (29)	99.9 (3225)
2.50- 3.00	0.	0.	0.	0.	0.1	0.	0.	0.0	0.	0.	0.	0.	0.	0.	0.	0.	0.	0.	0.1 (3)	100.0 (3228)
3.00- 3.50	0.	0.	0.	0.	0.	0.0	0.	0.	0.	0.	0.	0.	0.	0.	0.	0.	0.	0.	0.0 (1)	100.0 (3229)
3.50- 4.00	0.	0.	0.	0.	0.	0.	0.	0.	0.	0.	0.	0.	0.	0.	0.	0.	0.	0.	0. (0)	100.0 (3229)
4.00- 4.50	0.	0.	0.	0.	0.	0.	0.	0.	0.	0.	0.	0.	0.	0.	0.	0.	0.	0.	0. (0)	100.0 (3229)
4.50- 5.00	0.	0.	0.	0.	0.	0.	0.	0.	0.	0.	0.	0.	0.	0.	0.	0.	0.	0.	0. (0)	100.0 (3229)
5.00- 5.50	0.	0.	0.	0.	0.	0.	0.	0.	0.	0.	0.	0.	0.	0.	0.	0.	0.	0.	0. (0)	100.0 (3229)
5.50- 6.00	0.	0.	0.	0.	0.	0.	0.	0.	0.	0.	0.	0.	0.	0.	0.	0.	0.	0.	0. (0)	100.0 (3229)
6.00- 6.50	0.	0.	0.	0.	0.	0.	0.	0.	0.	0.	0.	0.	0.	0.	0.	0.	0.	0.	0. (0)	100.0 (3229)
6.50- 7.00	0.	0.	0.	0.	0.	0.	0.	0.	0.	0.	0.	0.	0.	0.	0.	0.	0.	0.	0. (0)	100.0 (3229)
7.00- 8.00	0.	0.	0.	0.	0.	0.	0.	0.	0.	0.	0.	0.	0.	0.	0.	0.	0.	0.	0. (0)	100.0 (3229)
8.00- 9.00	0.	0.	0.	0.	0.	0.	0.	0.	0.	0.	0.	0.	0.	0.	0.	0.	0.	0.	0. (0)	100.0 (3229)
9.00-10.00	0.	0.	0.	0.	0.	0.	0.	0.	0.	0.	0.	0.	0.	0.	0.	0.	0.	0.	0. (0)	100.0 (3229)
10.00-11.00	0.	0.	0.	0.	0.	0.	0.	0.	0.	0.	0.	0.	0.	0.	0.	0.	0.	0.	0. (0)	100.0 (3229)
11.00-12.00	0.	0.	0.	0.	0.	0.	0.	0.	0.	0.	0.	0.	0.	0.	0.	0.	0.	0.	0. (0)	100.0 (3229)
12.00-	0.	0.	0.	0.	0.	0.	0.	0.	0.	0.	0.	0.	0.	0.	0.	0.	0.	0.	0. (0)	100.0 (3229)
TOTAL	5.9	29.0	31.4	22.0	10.0	1.5	0.2	0.1	0.	0.	0.	0.	0.	0.	0.	0.	0.	0.	100.0	100.0
	191	935	1013	711	323	49	5	2	0	0	0	0	0	0	0	0	0	0	3229	3229
RICHO	5.9	34.9	66.2	88.3	98.3	99.8	99.9	100.0	100.0	100.0	100.0	100.0	100.0	100.0	100.0	100.0	100.0	100.0	100.0	100.0
	191	1126	2139	2850	3173	3222	3227	3229	3229	3229	3229	3229	3229	3229	3229	3229	3229	3229	3229	3229

付表－5.28 a 釧路港 日平均有義波の波高・周期別度数分布表（冬季）

KUSHIRO KISYU USU KI HYO 71- 84 12- 2 DOSUU BUNPU HYO

H \ T	SEION	3- 4	4- 5	5- 6	6- 7	7- 8	8- 9	9-10	10-11	11-12	12-13	13-14	14-15	15-16	16-17	17-18	18-19	19-	H3 T3 TOTAL	(0.1%)	MICHO	(0.1%)
SEION	16	5	4	4	1	1	0	0	0	0	0	0	0	0	0	0	0	0	31	(56)	31	(56)
0.25- 0.50	3	9	12	16	28	21	17	9	3	1	0	0	0	0	0	0	0	0	119	(215)	150	(271)
0.50- 0.75	0	0	11	31	34	30	27	13	8	6	0	0	0	0	0	0	0	0	160	(289)	310	(561)
0.75- 1.00	0	1	12	14	17	18	10	7	4	1	0	0	0	0	0	0	0	0	84	(152)	394	(712)
1.00- 1.25	0	0	5	13	17	8	6	4	3	2	0	0	0	0	0	0	0	0	58	(105)	452	(817)
1.25- 1.50	0	0	0	12	3	6	11	4	5	0	0	0	0	0	0	0	0	0	41	(74)	493	(892)
1.50- 1.75	0	0	0	7	5	4	1	2	3	2	2	0	0	0	0	0	0	0	26	(47)	519	(939)
1.75- 2.00	0	0	0	1	3	2	2	1	0	1	1	0	0	0	0	0	0	0	11	(20)	530	(958)
2.00- 2.50	0	0	0	2	5	7	2	1	0	0	0	0	0	0	0	0	0	0	17	(31)	547	(989)
2.50- 3.00	0	0	0	0	0	1	2	1	0	0	0	0	0	0	0	0	0	0	4	(7)	551	(996)
3.00- 3.50	0	0	0	0	0	0	0	0	0	0	1	1	0	0	0	0	0	0	2	(4)	553	(1000)
3.50- 4.00	0	0	0	0	0	0	0	0	0	0	0	0	0	0	0	0	0	0	0	(0)	553	(1000)
4.00- 4.50	0	0	0	0	0	0	0	0	0	0	0	0	0	0	0	0	0	0	0	(0)	553	(1000)
4.50- 5.00	0	0	0	0	0	0	0	0	0	0	0	0	0	0	0	0	0	0	0	(0)	553	(1000)
5.00- 5.50	0	0	0	0	0	0	0	0	0	0	0	0	0	0	0	0	0	0	0	(0)	553	(1000)
5.50- 6.00	0	0	0	0	0	0	0	0	0	0	0	0	0	0	0	0	0	0	0	(0)	553	(1000)
6.00- 6.50	0	0	0	0	0	0	0	0	0	0	0	0	0	0	0	0	0	0	0	(0)	553	(1000)
6.50- 7.00	0	0	0	0	0	0	0	0	0	0	0	0	0	0	0	0	0	0	0	(0)	553	(1000)
7.00- 8.00	0	0	0	0	0	0	0	0	0	0	0	0	0	0	0	0	0	0	0	(0)	553	(1000)
8.00- 9.00	0	0	0	0	0	0	0	0	0	0	0	0	0	0	0	0	0	0	0	(0)	553	(1000)
9.00-10.00	0	0	0	0	0	0	0	0	0	0	0	0	0	0	0	0	0	0	0	(0)	553	(1000)
10.00-11.00	0	0	0	0	0	0	0	0	0	0	0	0	0	0	0	0	0	0	0	(0)	553	(1000)
11.00-12.00	0	0	0	0	0	0	0	0	0	0	0	0	0	0	0	0	0	0	0	(0)	553	(1000)
12.00-	0	0	0	0	0	0	0	0	0	0	0	0	0	0	0	0	0	0	0	(0)	553	(1000)
TOTAL	19	15	44	100	113	98	78	42	26	13	4	1	0	0	0	0	0	0	553		553	
(0.1%)	(34)	(27)	(80)	(181)	(204)	(177)	(141)	(76)	(47)	(24)	(7)	(2)	(0)	(0)	(0)	(0)	(0)	(0)	(1000)		(1000)	
MICHO	19	34	78	178	291	389	467	509	535	548	552	553	553	553	553	553	553	553	553		553	
(0.1%)	(34)	(61)	(141)	(322)	(526)	(703)	(844)	(920)	(967)	(991)	(998)	(1000)	(1000)	(1000)	(1000)	(1000)	(1000)	(1000)	(1000)		(1000)	

付表－5.28 b 釧路港 日平均有義波の波高・周期別度数分布表（春季）

KUSHIRO KISYU USU KI HYO 71- 84 3- 5 DOSUU BUNPU HYO

H \ T	SEION	3- 4	4- 5	5- 6	6- 7	7- 8	8- 9	9-10	10-11	11-12	12-13	13-14	14-15	15-16	16-17	17-18	18-19	19-	H3 T3 TOTAL	(0.1%)	MICHO	(0.1%)
SEION	9	4	1	0	0	0	0	0	0	0	0	0	0	0	0	0	0	0	14	(21)	14	(21)
0.25- 0.50	2	3	7	14	14	9	15	1	3	0	0	0	0	0	0	0	0	0	68	(101)	82	(122)
0.50- 0.75	1	2	9	26	58	46	25	8	2	2	1	0	0	0	0	0	0	0	180	(267)	262	(389)
0.75- 1.00	0	0	4	40	30	32	24	11	5	0	1	0	0	0	0	0	0	0	147	(218)	409	(607)
1.00- 1.25	0	0	4	21	25	21	18	9	2	2	0	0	0	0	0	0	0	0	102	(151)	511	(758)
1.25- 1.50	0	0	0	13	25	12	10	11	3	1	0	0	0	0	0	0	0	0	75	(111)	586	(869)
1.50- 1.75	0	0	0	10	7	8	5	6	3	1	0	0	0	0	0	0	0	0	40	(59)	626	(929)
1.75- 2.00	0	0	0	2	7	5	5	2	2	1	0	0	0	0	0	0	0	0	24	(36)	650	(964)
2.00- 2.50	0	0	0	0	2	7	2	1	1	1	0	1	0	0	0	0	0	0	15	(22)	665	(987)
2.50- 3.00	0	0	0	0	0	2	4	1	1	0	0	0	0	0	0	0	0	0	8	(12)	673	(999)
3.00- 3.50	0	0	0	0	0	0	0	0	0	1	0	0	0	0	0	0	0	0	1	(1)	674	(1000)
3.50- 4.00	0	0	0	0	0	0	0	0	0	0	0	0	0	0	0	0	0	0	0	(0)	674	(1000)
4.00- 4.50	0	0	0	0	0	0	0	0	0	0	0	0	0	0	0	0	0	0	0	(0)	674	(1000)
4.50- 5.00	0	0	0	0	0	0	0	0	0	0	0	0	0	0	0	0	0	0	0	(0)	674	(1000)
5.00- 5.50	0	0	0	0	0	0	0	0	0	0	0	0	0	0	0	0	0	0	0	(0)	674	(1000)
5.50- 6.00	0	0	0	0	0	0	0	0	0	0	0	0	0	0	0	0	0	0	0	(0)	674	(1000)
6.00- 6.50	0	0	0	0	0	0	0	0	0	0	0	0	0	0	0	0	0	0	0	(0)	674	(1000)
6.50- 7.00	0	0	0	0	0	0	0	0	0	0	0	0	0	0	0	0	0	0	0	(0)	674	(1000)
7.00- 8.00	0	0	0	0	0	0	0	0	0	0	0	0	0	0	0	0	0	0	0	(0)	674	(1000)
8.00- 9.00	0	0	0	0	0	0	0	0	0	0	0	0	0	0	0	0	0	0	0	(0)	674	(1000)
9.00-10.00	0	0	0	0	0	0	0	0	0	0	0	0	0	0	0	0	0	0	0	(0)	674	(1000)
10.00-11.00	0	0	0	0	0	0	0	0	0	0	0	0	0	0	0	0	0	0	0	(0)	674	(1000)
11.00-12.00	0	0	0	0	0	0	0	0	0	0	0	0	0	0	0	0	0	0	0	(0)	674	(1000)
12.00-	0	0	0	0	0	0	0	0	0	0	0	0	0	0	0	0	0	0	0	(0)	674	(1000)
TOTAL	12	9	25	126	168	142	108	50	22	9	2	1	0	0	0	0	0	0	674		674	
(0.1%)	(18)	(13)	(37)	(187)	(249)	(211)	(160)	(74)	(33)	(13)	(3)	(1)	(0)	(0)	(0)	(0)	(0)	(0)	(1000)		(1000)	
MICHO	12	21	46	172	340	482	590	640	662	671	673	674	674	674	674	674	674	674	674		674	
(0.1%)	(18)	(31)	(68)	(255)	(504)	(715)	(875)	(950)	(982)	(996)	(999)	(1000)	(1000)	(1000)	(1000)	(1000)	(1000)	(1000)	(1000)		(1000)	

付表－5.28 c　釧路港　日平均有義波の波高・周期別度数分布表（夏季）

KUSHIRO　　KISYU　USV　KI　HYO　71- 84　6- 8　DOSUU BUNPU HYO

H \ T	SEION	3- 4	4- 5	5- 6	6- 7	7- 8	8- 9	9-10	10-11	11-12	12-13	13-14	14-15	15-16	16-17	17-18	18-19	19-	H3	T3 TOTAL	NICHO
SEION	1	1	1	0	0	0	0	0	0	0	0	0	0	0	0	0	0	0		3	3
																				(4)	(4)
0.25- 0.50	0	1	2	7	19	12	9	4	0	0	0	0	0	0	0	0	0	0		54	57
																				(71)	(75)
0.50- 0.75	0	0	1	28	87	113	52	15	2	1	0	0	0	0	0	0	0	0		299	356
																				(394)	(470)
0.75- 1.00	0	0	2	27	46	73	27	13	7	1	0	1	0	0	0	0	0	0		197	553
																				(260)	(730)
1.00- 1.25	0	0	1	20	26	17	21	12	5	5	1	0	0	0	0	0	0	0		108	661
																				(142)	(872)
1.25- 1.50	0	0	0	4	9	8	9	4	6	2	4	2	0	0	0	0	0	0		48	709
																				(63)	(935)
1.50- 1.75	0	0	0	0	6	1	3	5	2	0	1	0	0	0	0	0	0	0		18	727
																				(24)	(959)
1.75- 2.00	0	0	0	0	5	3	3	4	0	2	2	0	0	0	0	0	0	0		19	746
																				(25)	(984)
2.00- 2.50	0	0	0	0	1	0	0	2	0	4	1	0	0	0	0	0	0	0		8	754
																				(11)	(995)
2.50- 3.00	0	0	0	0	0	0	1	0	0	1	0	0	0	0	0	0	0	0		2	756
																				(3)	(997)
3.00- 3.50	0	0	0	0	0	0	0	0	1	0	0	0	0	0	0	0	0	0		1	757
																				(1)	(999)
3.50- 4.00	0	0	0	0	0	0	0	0	0	1	0	0	0	0	0	0	0	0		1	758
																				(1)	(1000)
4.00- 4.50	0	0	0	0	0	0	0	0	0	0	0	0	0	0	0	0	0	0		0	758
																				(0)	(1000)
4.50- 5.00	0	0	0	0	0	0	0	0	0	0	0	0	0	0	0	0	0	0		0	758
																				(0)	(1000)
5.00- 5.50	0	0	0	0	0	0	0	0	0	0	0	0	0	0	0	0	0	0		0	758
																				(0)	(1000)
5.50- 6.00	0	0	0	0	0	0	0	0	0	0	0	0	0	0	0	0	0	0		0	758
																				(0)	(1000)
6.00- 6.50	0	0	0	0	0	0	0	0	0	0	0	0	0	0	0	0	0	0		0	758
																				(0)	(1000)
6.50- 7.00	0	0	0	0	0	0	0	0	0	0	0	0	0	0	0	0	0	0		0	758
																				(0)	(1000)
7.00- 8.00	0	0	0	0	0	0	0	0	0	0	0	0	0	0	0	0	0	0		0	758
																				(0)	(1000)
8.00- 9.00	0	0	0	0	0	0	0	0	0	0	0	0	0	0	0	0	0	0		0	758
																				(0)	(1000)
9.00-10.00	0	0	0	0	0	0	0	0	0	0	0	0	0	0	0	0	0	0		0	758
																				(0)	(1000)
10.00-11.00	0	0	0	0	0	0	0	0	0	0	0	0	0	0	0	0	0	0		0	758
																				(0)	(1000)
11.00-12.00	0	0	0	0	0	0	0	0	0	0	0	0	0	0	0	0	0	0		0	758
																				(0)	(1000)
12.00-	0	0	0	0	0	0	0	0	0	0	0	0	0	0	0	0	0	0		0	758
																				(0)	(1000)
TOTAL	1	2	7	86	199	227	125	59	23	17	9	3	0	0	0	0	0	0		758	758
(0.1%)	(1)	(3)	(9)	(113)	(263)	(299)	(165)	(78)	(30)	(22)	(12)	(4)	(0)	(0)	(0)	(0)	(0)	(0)		(1000)	(1000)
NICHO	1	3	10	96	295	522	647	706	729	746	755	758	758	758	758	758	758	758		758	758
(0.1%)	(1)	(4)	(13)	(127)	(389)	(689)	(854)	(931)	(962)	(984)	(995)	(1000)	(1000)	(1000)	(1000)	(1000)	(1000)	(1000)		(1000)	(1000)

付表－5.28 d　釧路港　日平均有義波の波高・周期別度数分布表（秋季）

KUSHIRO　　KISYU　USV　KI　HYO　71- 84　9- 11　DOSUU BUNPU HYO

H \ T	SEION	3- 4	4- 5	5- 6	6- 7	7- 8	8- 9	9-10	10-11	11-12	12-13	13-14	14-15	15-16	16-17	17-18	18-19	19-	H3	T3 TOTAL	NICHO
SEION	1	0	0	0	0	0	0	0	0	0	0	0	0	0	0	0	0	0		1	1
																				(2)	(2)
0.25- 0.50	0	0	2	8	11	12	1	5	0	0	0	0	0	0	0	0	0	0		39	40
																				(64)	(65)
0.50- 0.75	1	0	10	34	42	46	29	7	4	0	0	0	0	0	0	0	0	0		173	213
																				(283)	(348)
0.75- 1.00	0	0	14	28	40	28	22	11	4	1	0	0	0	0	0	0	0	0		148	361
																				(242)	(590)
1.00- 1.25	0	0	8	19	33	15	11	4	4	4	1	0	0	0	0	0	0	0		101	462
																				(165)	(755)
1.25- 1.50	0	0	2	13	15	15	6	1	3	2	0	1	1	0	0	0	0	0		59	521
																				(96)	(851)
1.50- 1.75	0	0	1	4	8	4	2	1	2	1	1	0	0	0	0	0	0	0		24	545
																				(39)	(891)
1.75- 2.00	0	0	0	2	17	5	4	1	1	1	0	0	0	0	0	0	0	0		31	576
																				(51)	(941)
2.00- 2.50	0	0	0	0	4	5	3	4	1	1	2	0	1	0	0	0	0	0		21	597
																				(34)	(975)
2.50- 3.00	0	0	0	0	0	2	2	1	0	0	1	0	0	0	0	0	0	0		6	603
																				(10)	(985)
3.00- 3.50	0	0	0	0	0	1	1	1	0	0	0	0	0	0	0	0	0	0		3	606
																				(5)	(990)
3.50- 4.00	0	0	0	0	0	0	0	1	1	1	1	0	0	0	0	0	0	0		4	610
																				(7)	(997)
4.00- 4.50	0	0	0	0	0	0	0	0	1	0	0	1	0	0	0	0	0	0		2	612
																				(3)	(1000)
4.50- 5.00	0	0	0	0	0	0	0	0	0	0	0	0	0	0	0	0	0	0		0	612
																				(0)	(1000)
5.00- 5.50	0	0	0	0	0	0	0	0	0	0	0	0	0	0	0	0	0	0		0	612
																				(0)	(1000)
5.50- 6.00	0	0	0	0	0	0	0	0	0	0	0	0	0	0	0	0	0	0		0	612
																				(0)	(1000)
6.00- 6.50	0	0	0	0	0	0	0	0	0	0	0	0	0	0	0	0	0	0		0	612
																				(0)	(1000)
6.50- 7.00	0	0	0	0	0	0	0	0	0	0	0	0	0	0	0	0	0	0		0	612
																				(0)	(1000)
7.00- 8.00	0	0	0	0	0	0	0	0	0	0	0	0	0	0	0	0	0	0		0	612
																				(0)	(1000)
8.00- 9.00	0	0	0	0	0	0	0	0	0	0	0	0	0	0	0	0	0	0		0	612
																				(0)	(1000)
9.00-10.00	0	0	0	0	0	0	0	0	0	0	0	0	0	0	0	0	0	0		0	612
																				(0)	(1000)
10.00-11.00	0	0	0	0	0	0	0	0	0	0	0	0	0	0	0	0	0	0		0	612
																				(0)	(1000)
11.00-12.00	0	0	0	0	0	0	0	0	0	0	0	0	0	0	0	0	0	0		0	612
																				(0)	(1000)
12.00-	0	0	0	0	0	0	0	0	0	0	0	0	0	0	0	0	0	0		0	612
																				(0)	(1000)
TOTAL	2	0	37	108	170	133	81	37	21	13	6	2	2	0	0	0	0	0		612	612
(0.1%)	(3)	(0)	(60)	(176)	(278)	(217)	(132)	(60)	(34)	(21)	(10)	(3)	(3)	(0)	(0)	(0)	(0)	(0)		(1000)	(1000)
NICHO	2	2	39	147	317	450	531	568	589	602	608	610	612	612	612	612	612	612		612	612
(0.1%)	(3)	(3)	(64)	(240)	(518)	(735)	(868)	(928)	(962)	(984)	(993)	(997)	(1000)	(1000)	(1000)	(1000)	(1000)	(1000)		(1000)	(1000)

付表－5.28 e　釧路港　日平均有義波の波高・周期別度数分布表（通年）

KUSHIRO　　NEN HYO　　71- 1 - 84- 12　　GOSUU BUNPU HYO　H3 T3

H \ T	SEION	3- 4	4- 5	5- 6	6- 7	KISYU 7- 8	USV 8- 9	9-10	10-11	11-12	12-13	13-14	14-15	15-16	16-17	17-18	18-19	19-	TOTAL	MICHO
SEION	27	10	6	4	1	1	0	0	0	0	0	0	0	0	0	0	0	0	49 (19)	49 (19)
0.25- 0.50	5	13	23	45	72	56	42	19	6	1	0	0	0	0	0	0	0	0	282 (107)	331 (126)
0.50- 0.75	2	2	31	124	224	237	133	45	18	9	1	0	0	0	0	0	0	0	826 (314)	1157 (440)
0.75- 1.00	0	1	33	110	133	154	83	42	20	3	1	1	0	0	0	0	0	0	581 (221)	1738 (661)
1.00- 1.25	0	0	19	73	102	62	56	29	14	15	2	0	0	0	0	0	0	0	372 (142)	2110 (803)
1.25- 1.50	0	0	3	42	52	42	37	20	18	5	4	3	1	0	0	0	0	0	227 (86)	2337 (889)
1.50- 1.75	0	0	1	21	27	18	11	14	10	4	5	0	0	0	0	0	0	0	111 (42)	2448 (932)
1.75- 2.00	0	0	0	5	32	15	14	8	3	5	3	0	0	0	0	0	0	0	85 (32)	2533 (964)
2.00- 2.50	0	0	0	2	12	19	7	8	2	6	3	1	1	0	0	0	0	0	61 (23)	2594 (987)
2.50- 3.00	0	0	0	0	0	5	9	3	1	1	1	0	0	0	0	0	0	0	20 (8)	2614 (995)
3.00- 3.50	0	0	0	0	0	1	1	1	1	1	1	1	0	0	0	0	0	0	7 (3)	2621 (997)
3.50- 4.00	0	0	0	0	0	0	0	1	1	2	1	0	0	0	0	0	0	0	5 (2)	2626 (999)
4.00- 4.50	0	0	0	0	0	0	0	0	1	0	0	1	0	0	0	0	0	0	2 (1)	2628 (1000)
4.50- 5.00	0	0	0	0	0	0	0	0	0	0	0	0	0	0	0	0	0	0	0 (0)	2628 (1000)
5.00- 5.50	0	0	0	0	0	0	0	0	0	0	0	0	0	0	0	0	0	0	0 (0)	2628 (1000)
5.50- 6.00	0	0	0	0	0	0	0	0	0	0	0	0	0	0	0	0	0	0	0 (0)	2628 (1000)
6.00- 6.50	0	0	0	0	0	0	0	0	0	0	0	0	0	0	0	0	0	0	0 (0)	2628 (1000)
6.50- 7.00	0	0	0	0	0	0	0	0	0	0	0	0	0	0	0	0	0	0	0 (0)	2628 (1000)
7.00- 8.00	0	0	0	0	0	0	0	0	0	0	0	0	0	0	0	0	0	0	0 (0)	2628 (1000)
8.00- 9.00	0	0	0	0	0	0	0	0	0	0	0	0	0	0	0	0	0	0	0 (0)	2628 (1000)
9.00-10.00	0	0	0	0	0	0	0	0	0	0	0	0	0	0	0	0	0	0	0 (0)	2628 (1000)
10.00-11.00	0	0	0	0	0	0	0	0	0	0	0	0	0	0	0	0	0	0	0 (0)	2628 (1000)
11.00-12.00	0	0	0	0	0	0	0	0	0	0	0	0	0	0	0	0	0	0	0 (0)	2628 (1000)
12.00-	0	0	0	0	0	0	0	0	0	0	0	0	0	0	0	0	0	0	0 (0)	2628 (1000)
TOTAL	34	26	116	426	655	610	393	190	95	52	22	7	2	0	0	0	0	0	2628	2628
(0.1%)	(13)	(10)	(44)	(162)	(249)	(232)	(150)	(72)	(36)	(20)	(8)	(3)	(1)	(0)	(0)	(0)	(0)	(0)	(1000)	(1000)
MICHO	34	60	176	602	1257	1867	2260	2450	2545	2597	2619	2626	2628	2628	2628	2628	2628	2628	2628	2628
(0.1%)	(13)	(23)	(67)	(229)	(478)	(710)	(860)	(932)	(968)	(988)	(997)	(999)	(1000)	(1000)	(1000)	(1000)	(1000)	(1000)	(1000)	(1000)

付表－5.28 f　釧路港　日平均有義波の波高・周期別出現率表（通年）

KUSHIRO　　NEN HYO　　71- 1 - 84- 12　　RITU BUNPU HYO　H3 T3

H \ T	SEION	3- 4	4- 5	5- 6	6- 7	KISYU 7- 8	USV 8- 9	9-10	10-11	11-12	12-13	13-14	14-15	15-16	16-17	17-18	18-19	19-	TOTAL	MICHO
SEION	1.0	0.4	0.2	0.2	0.0	0.0	0.	0.	0.	0.	0.	0.	0.	0.	0.	0.	0.	0.	1.9 (49)	1.9 (49)
0.25- 0.50	0.2	0.5	0.9	1.7	2.7	2.1	1.6	0.7	0.2	0.0	0.	0.	0.	0.	0.	0.	0.	0.	10.7 (282)	12.6 (331)
0.50- 0.75	0.1	0.1	1.2	4.7	8.5	9.0	5.1	1.7	0.7	0.3	0.0	0.	0.	0.	0.	0.	0.	0.	31.4 (826)	44.0 (1157)
0.75- 1.00	0.	0.0	1.3	4.2	5.1	5.9	3.2	1.6	0.8	0.1	0.0	0.0	0.	0.	0.	0.	0.	0.	22.1 (581)	66.1 (1738)
1.00- 1.25	0.	0.	0.7	2.8	3.9	2.4	2.1	1.1	0.5	0.6	0.1	0.	0.	0.	0.	0.	0.	0.	14.2 (372)	80.3 (2110)
1.25- 1.50	0.	0.	0.1	1.6	2.0	1.6	1.4	0.8	0.7	0.2	0.2	0.1	0.0	0.	0.	0.	0.	0.	8.6 (227)	88.9 (2337)
1.50- 1.75	0.	0.	0.0	0.8	1.0	0.7	0.4	0.5	0.4	0.2	0.2	0.	0.	0.	0.	0.	0.	0.	4.2 (111)	93.2 (2448)
1.75- 2.00	0.	0.	0.	0.2	1.2	0.6	0.5	0.3	0.1	0.2	0.1	0.	0.	0.	0.	0.	0.	0.	3.2 (85)	96.4 (2533)
2.00- 2.50	0.	0.	0.	0.1	0.5	0.7	0.3	0.3	0.1	0.2	0.1	0.0	0.0	0.	0.	0.	0.	0.	2.3 (61)	98.7 (2594)
2.50- 3.00	0.	0.	0.	0.	0.	0.2	0.3	0.1	0.0	0.0	0.0	0.	0.	0.	0.	0.	0.	0.	0.8 (20)	99.5 (2614)
3.00- 3.50	0.	0.	0.	0.	0.	0.0	0.0	0.0	0.0	0.0	0.0	0.0	0.	0.	0.	0.	0.	0.	0.3 (7)	99.7 (2621)
3.50- 4.00	0.	0.	0.	0.	0.	0.	0.	0.0	0.0	0.1	0.0	0.	0.	0.	0.	0.	0.	0.	0.2 (5)	99.9 (2626)
4.00- 4.50	0.	0.	0.	0.	0.	0.	0.	0.	0.0	0.	0.	0.0	0.	0.	0.	0.	0.	0.	0.1 (2)	100.0 (2628)
4.50- 5.00	0.	0.	0.	0.	0.	0.	0.	0.	0.	0.	0.	0.	0.	0.	0.	0.	0.	0.	0. (0)	100.0 (2628)
5.00- 5.50	0.	0.	0.	0.	0.	0.	0.	0.	0.	0.	0.	0.	0.	0.	0.	0.	0.	0.	0. (0)	100.0 (2628)
5.50- 6.00	0.	0.	0.	0.	0.	0.	0.	0.	0.	0.	0.	0.	0.	0.	0.	0.	0.	0.	0. (0)	100.0 (2628)
6.00- 6.50	0.	0.	0.	0.	0.	0.	0.	0.	0.	0.	0.	0.	0.	0.	0.	0.	0.	0.	0. (0)	100.0 (2628)
6.50- 7.00	0.	0.	0.	0.	0.	0.	0.	0.	0.	0.	0.	0.	0.	0.	0.	0.	0.	0.	0. (0)	100.0 (2628)
7.00- 8.00	0.	0.	0.	0.	0.	0.	0.	0.	0.	0.	0.	0.	0.	0.	0.	0.	0.	0.	0. (0)	100.0 (2628)
8.00- 9.00	0.	0.	0.	0.	0.	0.	0.	0.	0.	0.	0.	0.	0.	0.	0.	0.	0.	0.	0. (0)	100.0 (2628)
9.00-10.00	0.	0.	0.	0.	0.	0.	0.	0.	0.	0.	0.	0.	0.	0.	0.	0.	0.	0.	0. (0)	100.0 (2628)
10.00-11.00	0.	0.	0.	0.	0.	0.	0.	0.	0.	0.	0.	0.	0.	0.	0.	0.	0.	0.	0. (0)	100.0 (2628)
11.00-12.00	0.	0.	0.	0.	0.	0.	0.	0.	0.	0.	0.	0.	0.	0.	0.	0.	0.	0.	0. (0)	100.0 (2628)
12.00-	0.	0.	0.	0.	0.	0.	0.	0.	0.	0.	0.	0.	0.	0.	0.	0.	0.	0.	0. (0)	100.0 (2628)
TOTAL	1.3	1.0	4.4	16.2	24.9	23.2	15.0	7.2	3.6	2.0	0.8	0.3	0.1	0.	0.	0.	0.	0.	100.0	100.0
	34	26	116	424	655	610	393	190	95	52	22	7	2	0	0	0	0	0	2628	2628
MICHO	1.3	2.3	6.7	22.9	47.8	71.0	86.0	93.2	96.8	98.8	99.7	99.9	100.0	100.0	100.0	100.0	100.0	100.0	100.0	100.0
	34	60	176	602	1257	1867	2260	2450	2545	2597	2619	2626	2628	2628	2628	2628	2628	2628	2628	2628

付表－5.29 a　苦小牧港　日平均有義波の波高・周期別度数分布表（冬季）

TOMAKOMAI　　KI　HYO　　69- 84　12- 2　　DOSUU BUNPU HYO

H \ T	SEION	3- 4	4- 5	5- 6	6- 7 (KISYU)	7- 8	8- 9 (RSW)	9-10	10-11	11-12	12-13	13-14	14-15	15-16	16-17	17-18	18-19	19-	H3	T3 TOTAL	MICHO
SEION	177	9	12	6	4	0	0	0	0	0	0	0	0	0	0	0	0	0		208	208
																				(162)	(162)
0.25- 0.50	80	121	101	54	31	13	7	5	1	1	0	0	0	0	0	0	0	0		414	622
																				(323)	(485)
0.50- 0.75	6	134	108	55	15	9	4	5	4	3	1	0	0	0	0	0	0	0		344	966
																				(268)	(753)
0.75- 1.00	1	28	55	21	21	11	4	8	1	0	0	0	0	0	0	0	0	0		150	1116
																				(117)	(870)
1.00- 1.25	0	3	34	15	7	6	3	4	2	0	0	0	0	0	0	0	0	0		74	1190
																				(58)	(928)
1.25- 1.50	0	1	8	15	9	4	1	1	1	0	1	0	0	0	0	0	0	0		41	1231
																				(32)	(959)
1.50- 1.75	0	1	2	6	5	1	2	1	0	0	0	0	0	0	0	0	0	0		18	1249
																				(14)	(973)
1.75- 2.00	0	0	1	7	3	1	0	1	0	1	1	0	0	0	0	0	0	0		15	1264
																				(12)	(985)
2.00- 2.50	0	0	0	2	5	3	0	0	0	1	1	0	0	0	0	0	0	0		12	1276
																				(9)	(995)
2.50- 3.00	0	0	0	0	1	0	1	1	0	0	0	0	1	0	0	0	0	0		4	1280
																				(3)	(998)
3.00- 3.50	0	0	0	0	0	0	0	1	0	0	0	0	0	0	0	0	0	0		1	1281
																				(1)	(998)
3.50- 4.00	0	0	0	0	0	0	0	0	1	0	0	0	0	0	0	0	0	0		1	1282
																				(1)	(999)
4.00- 4.50	0	0	0	0	0	0	0	0	0	0	0	1	0	0	0	0	0	0		1	1283
																				(1)	(1000)
4.50- 5.00	0	0	0	0	0	0	0	0	0	0	0	0	0	0	0	0	0	0		0	1283
																				(0)	(1000)
5.00- 5.50	0	0	0	0	0	0	0	0	0	0	0	0	0	0	0	0	0	0		0	1283
																				(0)	(1000)
5.50- 6.00	0	0	0	0	0	0	0	0	0	0	0	0	0	0	0	0	0	0		0	1283
																				(0)	(1000)
6.00- 6.50	0	0	0	0	0	0	0	0	0	0	0	0	0	0	0	0	0	0		0	1283
																				(0)	(1000)
6.50- 7.00	0	0	0	0	0	0	0	0	0	0	0	0	0	0	0	0	0	0		0	1283
																				(0)	(1000)
7.00- 8.00	0	0	0	0	0	0	0	0	0	0	0	0	0	0	0	0	0	0		0	1283
																				(0)	(1000)
8.00- 9.00	0	0	0	0	0	0	0	0	0	0	0	0	0	0	0	0	0	0		0	1283
																				(0)	(1000)
9.00-10.00	0	0	0	0	0	0	0	0	0	0	0	0	0	0	0	0	0	0		0	1283
																				(0)	(1000)
10.00-11.00	0	0	0	0	0	0	0	0	0	0	0	0	0	0	0	0	0	0		0	1283
																				(0)	(1000)
11.00-12.00	0	0	0	0	0	0	0	0	0	0	0	0	0	0	0	0	0	0		0	1283
																				(0)	(1000)
12.00-	0	0	0	0	0	0	0	0	0	0	0	0	0	0	0	0	0	0		0	1283
																				(0)	(1000)
TOTAL	264	297	321	181	101	48	22	27	10	6	4	1	1	0	0	0	0	0		1283	1283
(0.1%)	(206)	(231)	(250)	(141)	(79)	(37)	(17)	(21)	(8)	(5)	(3)	(1)	(1)	(0)	(0)	(0)	(0)	(0)		(1000)	(1000)
MICHO	264	561	882	1063	1164	1212	1234	1261	1271	1277	1281	1282	1283	1283	1283	1283	1283	1283		1283	1283
(0.1%)	(206)	(437)	(687)	(829)	(907)	(945)	(962)	(983)	(991)	(995)	(998)	(999)	(1000)	(1000)	(1000)	(1000)	(1000)	(1000)		(1000)	(1000)

付表－5.29 b　苦小牧港　日平均有義波の波高・周期別度数分布表（春季）

TOMAKOMAI　　K1　HYO　　70- 84　3- 5　　DOSUU BUNPU HYO

H \ T	SEION	3- 4	4- 5	5- 6	6- 7 (KISYU)	7- 8	8- 9 (RSW)	9-10	10-11	11-12	12-13	13-14	14-15	15-16	16-17	17-18	18-19	19-	H3	T3 TOTAL	MICHO
SEION	77	8	4	5	2	0	0	0	0	0	0	0	0	0	0	0	0	0		96	96
																				(70)	(70)
0.25- 0.50	33	55	75	55	47	29	8	4	2	0	0	0	0	0	0	0	0	0		308	404
																				(226)	(296)
0.50- 0.75	6	52	103	101	79	48	25	4	2	0	0	0	0	0	0	0	0	0		420	824
																				(308)	(604)
0.75- 1.00	0	13	65	61	57	36	22	7	1	0	0	0	0	0	0	0	0	0		262	1086
																				(192)	(796)
1.00- 1.25	0	3	23	25	21	23	9	14	3	0	0	0	0	0	0	0	0	0		121	1207
																				(89)	(885)
1.25- 1.50	0	0	11	22	23	10	5	4	3	0	0	0	0	0	0	0	0	0		78	1285
																				(57)	(942)
1.50- 1.75	0	0	3	10	15	4	6	0	2	1	0	0	0	0	0	0	0	0		41	1326
																				(30)	(972)
1.75- 2.00	0	0	2	3	5	0	1	2	3	0	0	0	0	0	0	0	0	0		16	1342
																				(12)	(984)
2.00- 2.50	0	0	0	2	2	3	5	2	1	0	0	0	0	0	0	0	0	0		15	1357
																				(11)	(995)
2.50- 3.00	0	0	0	0	0	3	1	0	0	0	0	0	0	0	0	0	0	0		4	1361
																				(3)	(998)
3.00- 3.50	0	0	0	0	0	1	1	0	0	1	0	0	0	0	0	0	0	0		3	1364
																				(2)	(1000)
3.50- 4.00	0	0	0	0	0	0	0	0	0	0	0	0	0	0	0	0	0	0		0	1364
																				(0)	(1000)
4.00- 4.50	0	0	0	0	0	0	0	0	0	0	0	0	0	0	0	0	0	0		0	1364
																				(0)	(1000)
4.50- 5.00	0	0	0	0	0	0	0	0	0	0	0	0	0	0	0	0	0	0		0	1364
																				(0)	(1000)
5.00- 5.50	0	0	0	0	0	0	0	0	0	0	0	0	0	0	0	0	0	0		0	1364
																				(0)	(1000)
5.50- 6.00	0	0	0	0	0	0	0	0	0	0	0	0	0	0	0	0	0	0		0	1364
																				(0)	(1000)
6.00- 6.50	0	0	0	0	0	0	0	0	0	0	0	0	0	0	0	0	0	0		0	1364
																				(0)	(1000)
6.50- 7.00	0	0	0	0	0	0	0	0	0	0	0	0	0	0	0	0	0	0		0	1364
																				(0)	(1000)
7.00- 8.00	0	0	0	0	0	0	0	0	0	0	0	0	0	0	0	0	0	0		0	1364
																				(0)	(1000)
8.00- 9.00	0	0	0	0	0	0	0	0	0	0	0	0	0	0	0	0	0	0		0	1364
																				(0)	(1000)
9.00-10.00	0	0	0	0	0	0	0	0	0	0	0	0	0	0	0	0	0	0		0	1364
																				(0)	(1000)
10.00-11.00	0	0	0	0	0	0	0	0	0	0	0	0	0	0	0	0	0	0		0	1364
																				(0)	(1000)
11.00-12.00	0	0	0	0	0	0	0	0	0	0	0	0	0	0	0	0	0	0		0	1364
																				(0)	(1000)
12.00-	0	0	0	0	0	0	0	0	0	0	0	0	0	0	0	0	0	0		0	1364
																				(0)	(1000)
TOTAL	116	131	286	284	251	157	83	37	17	2	0	0	0	0	0	0	0	0		1364	1364
(0.1%)	(85)	(96)	(210)	(208)	(184)	(115)	(61)	(27)	(12)	(1)	(0)	(0)	(0)	(0)	(0)	(0)	(0)	(0)		(1000)	(1000)
MICHO	116	247	533	817	1068	1225	1308	1345	1362	1364	1364	1364	1364	1364	1364	1364	1364	1364		1364	1364
(0.1%)	(85)	(181)	(391)	(599)	(783)	(898)	(959)	(986)	(999)	(1000)	(1000)	(1000)	(1000)	(1000)	(1000)	(1000)	(1000)	(1000)		(1000)	(1000)

付表－5.29 c　苫小牧港　日平均有義波の波高・周期別度数分布表（夏季）

TOMAKOMAI　　KISYU RSW　KI HYO　70- 84　6- 8　DOSUU BUNPU HYO　H3 T3

H ＼ T	SEION	3- 4	4- 5	5- 6	6- 7	7- 8	8- 9	9-10	10-11	11-12	12-13	13-14	14-15	15-16	16-17	17-18	18-19	19-	TOTAL	HICHO
SEION	13	5	2	3	1	0	0	0	0	0	0	0	0	0	0	0	0	0	24 (18)	24 (18)
0.25- 0.50	3	19	74	100	63	45	12	1	0	0	0	0	0	0	0	0	0	0	317 (237)	341 (255)
0.50- 0.75	0	21	107	127	126	100	26	10	0	0	0	0	0	0	0	0	0	0	517 (387)	858 (642)
0.75- 1.00	0	5	45	76	54	34	13	9	2	0	0	0	0	0	0	0	0	0	238 (178)	1096 (820)
1.00- 1.25	0	1	18	42	27	16	15	8	3	0	0	0	0	0	0	0	0	0	130 (97)	1226 (917)
1.25- 1.50	0	0	8	17	13	11	2	4	1	3	0	0	0	0	0	0	0	0	59 (44)	1285 (961)
1.50- 1.75	0	0	3	6	7	1	4	1	1	3	0	0	0	0	0	0	0	0	26 (19)	1311 (981)
1.75- 2.00	0	0	0	2	5	4	1	1	0	1	1	0	0	0	0	0	0	0	15 (11)	1326 (992)
2.00- 2.50	0	0	0	0	7	1	1	1	0	0	0	0	0	0	0	0	0	0	10 (7)	1336 (999)
2.50- 3.00	0	0	0	0	1	0	0	0	0	0	0	0	0	0	0	0	0	0	1 (1)	1337 (1000)
3.00- 3.50	0	0	0	0	0	0	0	0	0	0	0	0	0	0	0	0	0	0	0 (0)	1337 (1000)
3.50- 4.00	0	0	0	0	0	0	0	0	0	0	0	0	0	0	0	0	0	0	0 (0)	1337 (1000)
4.00- 4.50	0	0	0	0	0	0	0	0	0	0	0	0	0	0	0	0	0	0	0 (0)	1337 (1000)
4.50- 5.00	0	0	0	0	0	0	0	0	0	0	0	0	0	0	0	0	0	0	0 (0)	1337 (1000)
5.00- 5.50	0	0	0	0	0	0	0	0	0	0	0	0	0	0	0	0	0	0	0 (0)	1337 (1000)
5.50- 6.00	0	0	0	0	0	0	0	0	0	0	0	0	0	0	0	0	0	0	0 (0)	1337 (1000)
6.00- 6.50	0	0	0	0	0	0	0	0	0	0	0	0	0	0	0	0	0	0	0 (0)	1337 (1000)
6.50- 7.00	0	0	0	0	0	0	0	0	0	0	0	0	0	0	0	0	0	0	0 (0)	1337 (1000)
7.00- 8.00	0	0	0	0	0	0	0	0	0	0	0	0	0	0	0	0	0	0	0 (0)	1337 (1000)
8.00- 9.00	0	0	0	0	0	0	0	0	0	0	0	0	0	0	0	0	0	0	0 (0)	1337 (1000)
9.00-10.00	0	0	0	0	0	0	0	0	0	0	0	0	0	0	0	0	0	0	0 (0)	1337 (1000)
10.00-11.00	0	0	0	0	0	0	0	0	0	0	0	0	0	0	0	0	0	0	0 (0)	1337 (1000)
11.00-12.00	0	0	0	0	0	0	0	0	0	0	0	0	0	0	0	0	0	0	0 (0)	1337 (1000)
12.00-	0	0	0	0	0	0	0	0	0	0	0	0	0	0	0	0	0	0	0 (0)	1337 (1000)
TOTAL	16	51	257	373	304	212	74	35	7	7	1	0	0	0	0	0	0	0	1337	1337
(0.1%)	(12)	(38)	(192)	(279)	(227)	(159)	(55)	(26)	(5)	(5)	(1)	(0)	(0)	(0)	(0)	(0)	(0)	(0)	(1000)	(1000)
HICHO	16	67	324	697	1001	1213	1287	1322	1329	1336	1337	1337	1337	1337	1337	1337	1337	1337	1337	1337
(0.1%)	(12)	(50)	(242)	(521)	(749)	(907)	(963)	(989)	(994)	(999)	(1000)	(1000)	(1000)	(1000)	(1000)	(1000)	(1000)	(1000)	(1000)	(1000)

付表－5.29 d　苫小牧港　日平均有義波の波高・周期別度数分布表（秋季）

TOMAKOMAI　　KISYU RSW　KI HYO　70- 84　9- 11　DOSUU BUNPU HYO　H3 T3

H ＼ T	SEION	3- 4	4- 5	5- 6	6- 7	7- 8	8- 9	9-10	10-11	11-12	12-13	13-14	14-15	15-16	16-17	17-18	18-19	19-	TOTAL	HICHO
SEION	53	10	7	3	1	2	0	0	0	0	0	0	0	0	0	0	0	0	76 (58)	76 (58)
0.25- 0.50	38	45	86	57	51	30	23	5	1	0	0	0	0	0	0	0	0	0	336 (258)	412 (317)
0.50- 0.75	8	87	73	68	58	44	29	10	6	0	0	0	0	0	0	0	0	0	383 (294)	795 (611)
0.75- 1.00	1	20	57	37	25	20	18	8	6	0	3	1	0	0	0	0	0	0	196 (151)	991 (762)
1.00- 1.25	0	3	37	25	17	10	7	8	8	2	1	0	0	0	0	0	0	0	118 (91)	1109 (852)
1.25- 1.50	0	2	15	15	20	11	4	4	8	2	4	0	0	0	0	0	0	0	85 (65)	1194 (918)
1.50- 1.75	0	0	1	21	15	4	5	2	0	0	0	0	0	0	0	0	0	0	48 (37)	1242 (955)
1.75- 2.00	0	0	0	8	6	4	1	0	1	1	0	0	0	0	0	0	0	0	21 (16)	1263 (971)
2.00- 2.50	0	0	0	3	13	4	2	1	1	0	2	0	0	0	0	0	0	0	26 (20)	1289 (991)
2.50- 3.00	0	0	0	0	2	1	3	0	0	0	0	0	0	0	0	0	0	0	6 (5)	1295 (995)
3.00- 3.50	0	0	0	0	0	2	1	1	0	0	1	0	0	0	0	0	0	0	5 (4)	1300 (999)
3.50- 4.00	0	0	0	0	0	0	0	0	0	0	0	0	0	0	0	0	0	0	0 (0)	1300 (999)
4.00- 4.50	0	0	0	0	0	0	0	0	0	0	0	0	0	0	0	0	0	0	0 (0)	1300 (999)
4.50- 5.00	0	0	0	0	0	0	0	1	0	0	0	0	0	0	0	0	0	0	1 (1)	1301 (1000)
5.00- 5.50	0	0	0	0	0	0	0	0	0	0	0	0	0	0	0	0	0	0	0 (0)	1301 (1000)
5.50- 6.00	0	0	0	0	0	0	0	0	0	0	0	0	0	0	0	0	0	0	0 (0)	1301 (1000)
6.00- 6.50	0	0	0	0	0	0	0	0	0	0	0	0	0	0	0	0	0	0	0 (0)	1301 (1000)
6.50- 7.00	0	0	0	0	0	0	0	0	0	0	0	0	0	0	0	0	0	0	0 (0)	1301 (1000)
7.00- 8.00	0	0	0	0	0	0	0	0	0	0	0	0	0	0	0	0	0	0	0 (0)	1301 (1000)
8.00- 9.00	0	0	0	0	0	0	0	0	0	0	0	0	0	0	0	0	0	0	0 (0)	1301 (1000)
9.00-10.00	0	0	0	0	0	0	0	0	0	0	0	0	0	0	0	0	0	0	0 (0)	1301 (1000)
10.00-11.00	0	0	0	0	0	0	0	0	0	0	0	0	0	0	0	0	0	0	0 (0)	1301 (1000)
11.00-12.00	0	0	0	0	0	0	0	0	0	0	0	0	0	0	0	0	0	0	0 (0)	1301 (1000)
12.00-	0	0	0	0	0	0	0	0	0	0	0	0	0	0	0	0	0	0	0 (0)	1301 (1000)
TOTAL	100	167	276	237	208	132	93	40	31	5	11	1	0	0	0	0	0	0	1301	1301
(0.1%)	(77)	(128)	(212)	(182)	(160)	(101)	(71)	(31)	(24)	(4)	(8)	(1)	(0)	(0)	(0)	(0)	(0)	(0)	(1000)	(1000)
HICHO	100	267	543	780	988	1120	1213	1253	1284	1289	1300	1301	1301	1301	1301	1301	1301	1301	1301	1301
(0.1%)	(77)	(205)	(417)	(600)	(759)	(861)	(932)	(963)	(987)	(991)	(999)	(1000)	(1000)	(1000)	(1000)	(1000)	(1000)	(1000)	(1000)	(1000)

付表－5.29 e　苦小牧港　日平均有義波の波高・周期別度数分布表（通年）

TOMAKOMAI　　NEN HYO　　70- 1 - 84- 12　　DOSUU BUNPU HYO　H3 T3

H \ T	SEION	3- 4	4- 5	5- 6	6- 7	KISYU 7- 8	RSV 8- 9	9-10	10-11	11-12	12-13	13-14	14-15	15-16	16-17	17-18	18-19	19-	TOTAL	MICHO
SEION	320	32	25	18	8	2	0	0	0	0	0	0	0	0	0	0	0	0	405	405
																			(76)	(76)
0.25- 0.50	154	243	340	272	192	118	51	15	4	1	0	0	0	0	0	0	0	0	1390	1795
																			(261)	(338)
0.50- 0.75	20	294	394	353	280	201	86	30	12	3	1	0	0	0	0	0	0	0	1674	3469
																			(315)	(653)
0.75- 1.00	2	46	223	196	158	101	58	32	10	1	3	1	0	0	0	0	0	0	851	4320
																			(160)	(813)
1.00- 1.25	0	10	112	107	72	55	34	34	16	2	1	0	0	0	0	0	0	0	443	4763
																			(83)	(896)
1.25- 1.50	0	3	42	69	65	36	12	13	13	5	5	0	0	0	0	0	0	0	263	5026
																			(49)	(945)
1.50- 1.75	0	1	9	43	42	10	17	4	3	4	0	0	0	0	0	0	0	0	133	5159
																			(25)	(970)
1.75- 2.00	0	0	3	20	19	9	3	4	4	3	2	0	0	0	0	0	0	0	67	5226
																			(13)	(983)
2.00- 2.50	0	0	0	7	27	11	8	4	2	1	3	0	0	0	0	0	0	0	63	5289
																			(12)	(995)
2.50- 3.00	0	0	0	0	4	4	5	1	0	0	0	0	1	0	0	0	0	0	15	5304
																			(3)	(998)
3.00- 3.50	0	0	0	0	0	3	2	2	0	1	1	0	0	0	0	0	0	0	9	5313
																			(2)	(999)
3.50- 4.00	0	0	0	0	0	0	0	0	1	0	0	0	0	0	0	0	0	0	1	5314
																			(0)	(1000)
4.00- 4.50	0	0	0	0	0	0	0	0	0	0	0	1	0	0	0	0	0	0	1	5315
																			(0)	(1000)
4.50- 5.00	0	0	0	0	0	0	0	1	0	0	0	0	0	0	0	0	0	0	1	5316
																			(0)	(1000)
5.00- 5.50	0	0	0	0	0	0	0	0	0	0	0	0	0	0	0	0	0	0	0	5316
																			(0)	(1000)
5.50- 6.00	0	0	0	0	0	0	0	0	0	0	0	0	0	0	0	0	0	0	0	5316
																			(0)	(1000)
6.00- 6.50	0	0	0	0	0	0	0	0	0	0	0	0	0	0	0	0	0	0	0	5316
																			(0)	(1000)
6.50- 7.00	0	0	0	0	0	0	0	0	0	0	0	0	0	0	0	0	0	0	0	5316
																			(0)	(1000)
7.00- 8.00	0	0	0	0	0	0	0	0	0	0	0	0	0	0	0	0	0	0	0	5316
																			(0)	(1000)
8.00- 9.00	0	0	0	0	0	0	0	0	0	0	0	0	0	0	0	0	0	0	0	5316
																			(0)	(1000)
9.00-10.00	0	0	0	0	0	0	0	0	0	0	0	0	0	0	0	0	0	0	0	5316
																			(0)	(1000)
10.00-11.00	0	0	0	0	0	0	0	0	0	0	0	0	0	0	0	0	0	0	0	5316
																			(0)	(1000)
11.00-12.00	0	0	0	0	0	0	0	0	0	0	0	0	0	0	0	0	0	0	0	5316
																			(0)	(1000)
12.00-	0	0	0	0	0	0	0	0	0	0	0	0	0	0	0	0	0	0	0	5316
																			(0)	(1000)
TOTAL	496	649	1148	1085	867	550	276	140	65	21	16	2	1	0	0	0	0	0	5316	5316
(0.1%)	(93)	(122)	(216)	(204)	(163)	(103)	(52)	(26)	(12)	(4)	(3)	(0)	(0)	(0)	(0)	(0)	(0)	(0)	(1000)	(1000)
MICHO	496	1145	2293	3378	4245	4795	5071	5211	5274	5297	5313	5315	5316	5316	5316	5316	5316	5316	5316	5316
(0.1%)	(93)	(215)	(431)	(635)	(799)	(902)	(954)	(980)	(992)	(996)	(999)	(1000)	(1000)	(1000)	(1000)	(1000)	(1000)	(1000)	(1000)	(1000)

付表－5.29 f　苦小牧港　日平均有義波の波高・周期別出現率表（通年）

TOMAKOMAI　　NEN HYO　　70- 1 - 84- 12　　RITU BUNPU HYO　H3 T3

H \ T	SEION	3- 4	4- 5	5- 6	6- 7	KISYU 7- 8	RSV 8- 9	9-10	10-11	11-12	12-13	13-14	14-15	15-16	16-17	17-18	18-19	19-	TOTAL	MICHO
SEION	6.0	0.6	0.5	0.3	0.2	0.0	0.	0.	0.	0.	0.	0.	0.	0.	0.	0.	0.	0.	7.6	7.6
																			(405)	(405)
0.25- 0.50	2.9	4.6	6.4	5.1	3.6	2.2	1.0	0.3	0.1	0.0	0.	0.	0.	0.	0.	0.	0.	0.	26.1	33.8
																			(1390)	(1795)
0.50- 0.75	0.4	5.5	7.4	6.6	5.3	3.8	1.6	0.6	0.2	0.1	0.0	0.	0.	0.	0.	0.	0.	0.	31.5	65.3
																			(1674)	(3469)
0.75- 1.00	0.0	1.2	4.2	3.7	3.0	1.9	1.1	0.6	0.2	0.0	0.1	0.0	0.	0.	0.	0.	0.	0.	16.0	81.3
																			(851)	(4320)
1.00- 1.25	0.	0.2	2.1	2.0	1.4	1.0	0.6	0.6	0.3	0.0	0.0	0.	0.	0.	0.	0.	0.	0.	8.3	89.6
																			(443)	(4763)
1.25- 1.50	0.	0.1	0.8	1.3	1.2	0.7	0.2	0.2	0.2	0.1	0.1	0.	0.	0.	0.	0.	0.	0.	4.9	94.5
																			(263)	(5026)
1.50- 1.75	0.	0.0	0.2	0.8	0.8	0.2	0.3	0.1	0.1	0.1	0.	0.	0.	0.	0.	0.	0.	0.	2.5	97.0
																			(133)	(5159)
1.75- 2.00	0.	0.	0.1	0.4	0.4	0.2	0.1	0.1	0.1	0.1	0.0	0.	0.	0.	0.	0.	0.	0.	1.3	98.3
																			(67)	(5226)
2.00- 2.50	0.	0.	0.	0.1	0.5	0.2	0.2	0.1	0.0	0.0	0.1	0.	0.	0.	0.	0.	0.	0.	1.2	99.5
																			(63)	(5289)
2.50- 3.00	0.	0.	0.	0.	0.1	0.1	0.1	0.0	0.	0.	0.	0.	0.0	0.	0.	0.	0.	0.	0.3	99.8
																			(15)	(5304)
3.00- 3.50	0.	0.	0.	0.	0.	0.1	0.0	0.0	0.	0.0	0.0	0.	0.	0.	0.	0.	0.	0.	0.2	99.9
																			(9)	(5313)
3.50- 4.00	0.	0.	0.	0.	0.	0.	0.	0.	0.0	0.	0.	0.	0.	0.	0.	0.	0.	0.	0.0	100.0
																			(1)	(5314)
4.00- 4.50	0.	0.	0.	0.	0.	0.	0.	0.	0.	0.	0.	0.0	0.	0.	0.	0.	0.	0.	0.0	100.0
																			(1)	(5315)
4.50- 5.00	0.	0.	0.	0.	0.	0.	0.	0.0	0.	0.	0.	0.	0.	0.	0.	0.	0.	0.	0.0	100.0
																			(1)	(5316)
5.00- 5.50	0.	0.	0.	0.	0.	0.	0.	0.	0.	0.	0.	0.	0.	0.	0.	0.	0.	0.	0.	100.0
																			(0)	(5316)
5.50- 6.00	0.	0.	0.	0.	0.	0.	0.	0.	0.	0.	0.	0.	0.	0.	0.	0.	0.	0.	0.	100.0
																			(0)	(5316)
6.00- 6.50	0.	0.	0.	0.	0.	0.	0.	0.	0.	0.	0.	0.	0.	0.	0.	0.	0.	0.	0.	100.0
																			(0)	(5316)
6.50- 7.00	0.	0.	0.	0.	0.	0.	0.	0.	0.	0.	0.	0.	0.	0.	0.	0.	0.	0.	0.	100.0
																			(0)	(5316)
7.00- 8.00	0.	0.	0.	0.	0.	0.	0.	0.	0.	0.	0.	0.	0.	0.	0.	0.	0.	0.	0.	100.0
																			(0)	(5316)
8.00- 9.00	0.	0.	0.	0.	0.	0.	0.	0.	0.	0.	0.	0.	0.	0.	0.	0.	0.	0.	0.	100.0
																			(0)	(5316)
9.00-10.00	0.	0.	0.	0.	0.	0.	0.	0.	0.	0.	0.	0.	0.	0.	0.	0.	0.	0.	0.	100.0
																			(0)	(5316)
10.00-11.00	0.	0.	0.	0.	0.	0.	0.	0.	0.	0.	0.	0.	0.	0.	0.	0.	0.	0.	0.	100.0
																			(0)	(5316)
11.00-12.00	0.	0.	0.	0.	0.	0.	0.	0.	0.	0.	0.	0.	0.	0.	0.	0.	0.	0.	0.	100.0
																			(0)	(5316)
12.00-	0.	0.	0.	0.	0.	0.	0.	0.	0.	0.	0.	0.	0.	0.	0.	0.	0.	0.	0.	100.0
																			(0)	(5316)
TOTAL	9.3	12.2	21.6	20.4	16.3	10.3	5.2	2.6	1.2	0.4	0.3	0.0	0.0	0.	0.	0.	0.	0.	100.0	100.0
	496	649	1148	1085	867	550	276	140	65	21	16	2	1	0	0	0	0	0	5316	5316
MICHO	9.3	21.5	43.1	63.5	79.9	90.2	95.4	98.0	99.2	99.6	99.9	100.0	100.0	100.0	100.0	100.0	100.0	100.0	100.0	100.0
	496	1145	2293	3378	4245	4795	5071	5211	5276	5297	5313	5315	5316	5316	5316	5316	5316	5316	5316	5316

付表－5.30 a 瀬棚港 日平均有義波の波高・周期別度数分布表（冬季）

SEDANA　KISYU　USW　KI　HYO　79- 84　12- 2　DOSUU BUNPU HYO

H3 T3

H \ T	SEION	3- 4	4- 5	5- 6	6- 7	7- 8	8- 9	9-10	10-11	11-12	12-13	13-14	14-15	15-16	16-17	17-18	18-19	19-	TOTAL	HICHO
SEION	1	0	0	0	0	0	0	0	0	0	0	0	0	0	0	0	0	0	1 (2)	1 (2)
0.25- 0.50	0	0	9	3	2	0	0	0	0	0	0	0	0	0	0	0	0	0	14 (33)	15 (36)
0.50- 0.75	0	0	10	16	3	0	0	0	0	0	0	0	0	0	0	0	0	0	29 (69)	44 (105)
0.75- 1.00	0	1	8	25	12	1	0	0	0	0	0	0	0	0	0	0	0	0	47 (112)	91 (216)
1.00- 1.25	0	0	1	35	9	3	0	0	0	0	0	0	0	0	0	0	0	0	48 (114)	139 (330)
1.25- 1.50	0	0	0	29	4	2	2	0	0	0	0	0	0	0	0	0	0	0	37 (88)	176 (418)
1.50- 1.75	0	0	0	20	26	2	1	0	0	0	0	0	0	0	0	0	0	0	49 (116)	225 (534)
1.75- 2.00	0	0	0	6	31	5	1	0	0	0	0	0	0	0	0	0	0	0	43 (102)	268 (637)
2.00- 2.50	0	0	0	1	61	8	0	0	1	0	0	0	0	0	0	0	0	0	71 (169)	339 (805)
2.50- 3.00	0	0	0	0	15	25	5	0	0	0	0	0	0	0	0	0	0	0	45 (107)	384 (912)
3.00- 3.50	0	0	0	0	0	17	2	0	0	0	0	0	0	0	0	0	0	0	19 (45)	403 (957)
3.50- 4.00	0	0	0	0	0	3	7	0	0	0	0	0	0	0	0	0	0	0	10 (24)	413 (981)
4.00- 4.50	0	0	0	0	0	0	5	1	0	0	0	0	0	0	0	0	0	0	6 (14)	419 (995)
4.50- 5.00	0	0	0	0	0	0	1	0	0	0	0	0	0	0	0	0	0	0	1 (2)	420 (998)
5.00- 5.50	0	0	0	0	0	0	0	1	0	0	0	0	0	0	0	0	0	0	1 (2)	421 (1000)
5.50- 6.00	0	0	0	0	0	0	0	0	0	0	0	0	0	0	0	0	0	0	0 (0)	421 (1000)
6.00- 6.50	0	0	0	0	0	0	0	0	0	0	0	0	0	0	0	0	0	0	0 (0)	421 (1000)
6.50- 7.00	0	0	0	0	0	0	0	0	0	0	0	0	0	0	0	0	0	0	0 (0)	421 (1000)
7.00- 8.00	0	0	0	0	0	0	0	0	0	0	0	0	0	0	0	0	0	0	0 (0)	421 (1000)
8.00- 9.00	0	0	0	0	0	0	0	0	0	0	0	0	0	0	0	0	0	0	0 (0)	421 (1000)
9.00-10.00	0	0	0	0	0	0	0	0	0	0	0	0	0	0	0	0	0	0	0 (0)	421 (1000)
10.00-11.00	0	0	0	0	0	0	0	0	0	0	0	0	0	0	0	0	0	0	0 (0)	421 (1000)
11.00-12.00	0	0	0	0	0	0	0	0	0	0	0	0	0	0	0	0	0	0	0 (0)	421 (1000)
12.00-	0	0	0	0	0	0	0	0	0	0	0	0	0	0	0	0	0	0	0 (0)	421 (1000)
TOTAL	1	1	28	135	163	66	24	2	1	0	0	0	0	0	0	0	0	0	421	421
(0.1%)	(2)	(2)	(67)	(321)	(387)	(157)	(57)	(5)	(2)	(0)	(0)	(0)	(0)	(0)	(0)	(0)	(0)	(0)	(1000)	(1000)
HICHO	1	2	30	165	328	394	418	420	421	421	421	421	421	421	421	421	421	421	421	421
(0.1%)	(2)	(5)	(71)	(392)	(779)	(936)	(993)	(998)	(1000)	(1000)	(1000)	(1000)	(1000)	(1000)	(1000)	(1000)	(1000)	(1000)	(1000)	(1000)

付表－5.30 b 瀬棚港 日平均有義波の波高・周期別度数分布表（春季）

SEDANA　KISYU　USW　KI　HYO　80- 84　3- 5　DOSUU BUNPU HYO

H3 T3

H \ T	SEION	3- 4	4- 5	5- 6	6- 7	7- 8	8- 9	9-10	10-11	11-12	12-13	13-14	14-15	15-16	16-17	17-18	18-19	19-	TOTAL	HICHO
SEION	18	14	5	0	0	0	0	0	0	0	0	0	0	0	0	0	0	0	37 (90)	37 (90)
0.25- 0.50	14	25	33	10	0	0	0	0	0	0	0	0	0	0	0	0	0	0	82 (200)	119 (291)
0.50- 0.75	1	5	40	41	6	0	0	0	0	0	0	0	0	0	0	0	0	0	93 (227)	212 (518)
0.75- 1.00	1	1	20	24	7	0	0	0	0	0	0	0	0	0	0	0	0	0	53 (130)	265 (648)
1.00- 1.25	0	1	3	22	6	0	0	0	0	0	0	0	0	0	0	0	0	0	32 (78)	297 (726)
1.25- 1.50	0	0	0	25	8	1	0	0	0	0	0	0	0	0	0	0	0	0	34 (83)	331 (809)
1.50- 1.75	0	0	1	12	10	1	1	0	0	0	0	0	0	0	0	0	0	0	25 (61)	356 (870)
1.75- 2.00	0	0	0	1	16	2	0	0	0	0	0	0	0	0	0	0	0	0	19 (46)	375 (917)
2.00- 2.50	0	0	0	0	14	3	2	0	0	0	0	0	0	0	0	0	0	0	19 (46)	394 (963)
2.50- 3.00	0	0	0	0	5	4	1	0	0	0	0	0	0	0	0	0	0	0	10 (24)	404 (988)
3.00- 3.50	0	0	0	0	0	3	1	0	0	0	0	0	0	0	0	0	0	0	4 (10)	408 (998)
3.50- 4.00	0	0	0	0	0	0	1	0	0	0	0	0	0	0	0	0	0	0	1 (2)	409 (1000)
4.00- 4.50	0	0	0	0	0	0	0	0	0	0	0	0	0	0	0	0	0	0	0 (0)	409 (1000)
4.50- 5.00	0	0	0	0	0	0	0	0	0	0	0	0	0	0	0	0	0	0	0 (0)	409 (1000)
5.00- 5.50	0	0	0	0	0	0	0	0	0	0	0	0	0	0	0	0	0	0	0 (0)	409 (1000)
5.50- 6.00	0	0	0	0	0	0	0	0	0	0	0	0	0	0	0	0	0	0	0 (0)	409 (1000)
6.00- 6.50	0	0	0	0	0	0	0	0	0	0	0	0	0	0	0	0	0	0	0 (0)	409 (1000)
6.50- 7.00	0	0	0	0	0	0	0	0	0	0	0	0	0	0	0	0	0	0	0 (0)	409 (1000)
7.00- 8.00	0	0	0	0	0	0	0	0	0	0	0	0	0	0	0	0	0	0	0 (0)	409 (1000)
8.00- 9.00	0	0	0	0	0	0	0	0	0	0	0	0	0	0	0	0	0	0	0 (0)	409 (1000)
9.00-10.00	0	0	0	0	0	0	0	0	0	0	0	0	0	0	0	0	0	0	0 (0)	409 (1000)
10.00-11.00	0	0	0	0	0	0	0	0	0	0	0	0	0	0	0	0	0	0	0 (0)	409 (1000)
11.00-12.00	0	0	0	0	0	0	0	0	0	0	0	0	0	0	0	0	0	0	0 (0)	409 (1000)
12.00-	0	0	0	0	0	0	0	0	0	0	0	0	0	0	0	0	0	0	0 (0)	409 (1000)
TOTAL	34	46	102	135	72	14	6	0	0	0	0	0	0	0	0	0	0	0	409	409
(0.1%)	(83)	(112)	(249)	(330)	(176)	(34)	(15)	(0)	(0)	(0)	(0)	(0)	(0)	(0)	(0)	(0)	(0)	(0)	(1000)	(1000)
HICHO	34	80	182	317	389	403	409	409	409	409	409	409	409	409	409	409	409	409	409	409
(0.1%)	(83)	(196)	(445)	(775)	(951)	(985)	(1000)	(1000)	(1000)	(1000)	(1000)	(1000)	(1000)	(1000)	(1000)	(1000)	(1000)	(1000)	(1000)	(1000)

付表－5.30 c　瀬棚港　日平均有義波の波高・周期別度数分布表（夏季）

SEDANA　KISYU　USW　KI　HYO　80- 84　4- 8　DOSUU BUNPU HYO　H3　T3

T / H	SEION	3- 4	4- 5	5- 6	6- 7	7- 8	8- 9	9-10	10-11	11-12	12-13	13-14	14-15	15-16	16-17	17-18	18-19	19-	TOTAL	MICHO
SEION	82	35	18	2	0	0	0	0	0	0	0	0	0	0	0	0	0	0	137	137
																			(402)	(402)
0.25- 0.50	17	35	38	22	1	1	0	0	0	0	0	0	0	0	0	0	0	0	114	251
																			(334)	(736)
0.50- 0.75	1	3	33	13	7	0	0	0	0	0	0	0	0	0	0	0	0	0	57	308
																			(167)	(903)
0.75- 1.00	0	0	12	8	2	0	0	0	0	0	0	0	0	0	0	0	0	0	22	330
																			(65)	(968)
1.00- 1.25	0	0	0	7	2	0	0	0	0	0	0	0	0	0	0	0	0	0	9	339
																			(26)	(994)
1.25- 1.50	0	0	0	0	1	0	0	0	0	0	0	0	0	0	0	0	0	0	1	340
																			(3)	(997)
1.50- 1.75	0	0	0	0	0	0	0	0	0	0	0	0	0	0	0	0	0	0	0	340
																			(0)	(997)
1.75- 2.00	0	0	0	0	0	1	0	0	0	0	0	0	0	0	0	0	0	0	1	341
																			(3)	(1000)
2.00- 2.50	0	0	0	0	0	0	0	0	0	0	0	0	0	0	0	0	0	0	0	341
																			(0)	(1000)
2.50- 3.00	0	0	0	0	0	0	0	0	0	0	0	0	0	0	0	0	0	0	0	341
																			(0)	(1000)
3.00- 3.50	0	0	0	0	0	0	0	0	0	0	0	0	0	0	0	0	0	0	0	341
																			(0)	(1000)
3.50- 4.00	0	0	0	0	0	0	0	0	0	0	0	0	0	0	0	0	0	0	0	341
																			(0)	(1000)
4.00- 4.50	0	0	0	0	0	0	0	0	0	0	0	0	0	0	0	0	0	0	0	341
																			(0)	(1000)
4.50- 5.00	0	0	0	0	0	0	0	0	0	0	0	0	0	0	0	0	0	0	0	341
																			(0)	(1000)
5.00- 5.50	0	0	0	0	0	0	0	0	0	0	0	0	0	0	0	0	0	0	0	341
																			(0)	(1000)
5.50- 6.00	0	0	0	0	0	0	0	0	0	0	0	0	0	0	0	0	0	0	0	341
																			(0)	(1000)
6.00- 6.50	0	0	0	0	0	0	0	0	0	0	0	0	0	0	0	0	0	0	0	341
																			(0)	(1000)
6.50- 7.00	0	0	0	0	0	0	0	0	0	0	0	0	0	0	0	0	0	0	0	341
																			(0)	(1000)
7.00- 8.00	0	0	0	0	0	0	0	0	0	0	0	0	0	0	0	0	0	0	0	341
																			(0)	(1000)
8.00- 9.00	0	0	0	0	0	0	0	0	0	0	0	0	0	0	0	0	0	0	0	341
																			(0)	(1000)
9.00-10.00	0	0	0	0	0	0	0	0	0	0	0	0	0	0	0	0	0	0	0	341
																			(0)	(1000)
10.00-11.00	0	0	0	0	0	0	0	0	0	0	0	0	0	0	0	0	0	0	0	341
																			(0)	(1000)
11.00-12.00	0	0	0	0	0	0	0	0	0	0	0	0	0	0	0	0	0	0	0	341
																			(0)	(1000)
12.00-	0	0	0	0	0	0	0	0	0	0	0	0	0	0	0	0	0	0	0	341
																			(0)	(1000)
TOTAL	100	73	101	52	13	2	0	0	0	0	0	0	0	0	0	0	0	0	341	341
(0.1%)	(293)	(214)	(296)	(152)	(38)	(6)	(0)	(0)	(0)	(0)	(0)	(0)	(0)	(0)	(0)	(0)	(0)	(0)	(1000)	(1000)
MICHO	100	173	274	326	339	341	341	341	341	341	341	341	341	341	341	341	341	341	341	341
(0.1%)	(293)	(507)	(804)	(956)	(994)	(1000)	(1000)	(1000)	(1000)	(1000)	(1000)	(1000)	(1000)	(1000)	(1000)	(1000)	(1000)	(1000)	(1000)	(1000)

付表－5.30 d　瀬棚港　日平均有義波の波高・周期別度数分布表（秋季）

SEDANA　KISYU　USW　KI　HYO　80- 84　9- 11　DOSUU BUNPU HYO　H3　T3

T / H	SEION	3- 4	4- 5	5- 6	6- 7	7- 8	8- 9	9-10	10-11	11-12	12-13	13-14	14-15	15-16	16-17	17-18	18-19	19-	TOTAL	MICHO
SEION	9	4	6	0	0	0	0	0	0	0	0	0	0	0	0	0	0	0	19	19
																			(50)	(50)
0.25- 0.50	2	11	36	15	0	0	0	0	0	0	0	0	0	0	0	0	0	0	64	83
																			(168)	(218)
0.50- 0.75	0	1	21	29	2	0	0	0	0	0	0	0	0	0	0	0	0	0	53	136
																			(139)	(356)
0.75- 1.00	0	0	7	21	6	0	0	0	0	0	0	0	0	0	0	0	0	0	34	170
																			(89)	(447)
1.00- 1.25	0	0	1	19	9	0	0	0	0	0	0	0	0	0	0	0	0	0	29	199
																			(76)	(524)
1.25- 1.50	0	0	0	25	9	0	0	0	0	0	0	0	0	0	0	0	0	0	34	233
																			(89)	(613)
1.50- 1.75	0	0	0	18	9	1	0	0	0	0	0	0	0	0	0	0	0	0	28	261
																			(74)	(687)
1.75- 2.00	0	0	0	6	23	3	0	0	0	0	0	0	0	0	0	0	0	0	32	293
																			(84)	(771)
2.00- 2.50	0	0	0	0	39	3	1	0	0	0	0	0	0	0	0	0	0	0	43	336
																			(113)	(884)
2.50- 3.00	0	0	0	0	3	14	1	0	0	0	0	0	0	0	0	0	0	0	18	354
																			(47)	(932)
3.00- 3.50	0	0	0	0	0	10	3	0	0	0	0	0	0	0	0	0	0	0	13	367
																			(34)	(966)
3.50- 4.00	0	0	0	0	0	1	5	0	0	0	0	0	0	0	0	0	0	0	6	373
																			(16)	(982)
4.00- 4.50	0	0	0	0	0	0	2	0	1	0	0	0	0	0	0	0	0	0	3	376
																			(8)	(989)
4.50- 5.00	0	0	0	0	0	0	1	2	0	0	0	0	0	0	0	0	0	0	3	379
																			(8)	(997)
5.00- 5.50	0	0	0	0	0	0	0	0	0	0	0	0	0	0	0	0	0	0	0	379
																			(0)	(997)
5.50- 6.00	0	0	0	0	0	0	0	1	0	0	0	0	0	0	0	0	0	0	1	380
																			(3)	(1000)
6.00- 6.50	0	0	0	0	0	0	0	0	0	0	0	0	0	0	0	0	0	0	0	380
																			(0)	(1000)
6.50- 7.00	0	0	0	0	0	0	0	0	0	0	0	0	0	0	0	0	0	0	0	380
																			(0)	(1000)
7.00- 8.00	0	0	0	0	0	0	0	0	0	0	0	0	0	0	0	0	0	0	0	380
																			(0)	(1000)
8.00- 9.00	0	0	0	0	0	0	0	0	0	0	0	0	0	0	0	0	0	0	0	380
																			(0)	(1000)
9.00-10.00	0	0	0	0	0	0	0	0	0	0	0	0	0	0	0	0	0	0	0	380
																			(0)	(1000)
10.00-11.00	0	0	0	0	0	0	0	0	0	0	0	0	0	0	0	0	0	0	0	380
																			(0)	(1000)
11.00-12.00	0	0	0	0	0	0	0	0	0	0	0	0	0	0	0	0	0	0	0	380
																			(0)	(1000)
12.00-	0	0	0	0	0	0	0	0	0	0	0	0	0	0	0	0	0	0	0	380
																			(0)	(1000)
TOTAL	11	16	71	133	100	32	13	3	1	0	0	0	0	0	0	0	0	0	380	380
(0.1%)	(29)	(42)	(187)	(350)	(263)	(84)	(34)	(8)	(3)	(0)	(0)	(0)	(0)	(0)	(0)	(0)	(0)	(0)	(1000)	(1000)
MICHO	11	27	98	231	331	363	376	379	380	380	380	380	380	380	380	380	380	380	380	380
(0.1%)	(29)	(71)	(258)	(608)	(871)	(955)	(989)	(997)	(1000)	(1000)	(1000)	(1000)	(1000)	(1000)	(1000)	(1000)	(1000)	(1000)	(1000)	(1000)

付表－5.30 e　瀬棚港　日平均有義波の波高・周期別度数分布表（通年）

SEDANA　　NEN HYO　　80- 1 - 84- 12　　DOSUU BUNPU HYO

H \ T	SEION	3- 4	4- 5	5- 6	6- 7 (KISYU)	7- 8	8- 9 (USW)	9-10	10-11	11-12	12-13	13-14	14-15	15-16	16-17	17-18	18-19	19-	TOTAL (H3 T3)	HICHO
SEION	110	54	29	2	0	0	0	0	0	0	0	0	0	0	0	0	0	0	195 (123)	195 (123)
0.25- 0.50	33	72	116	51	3	1	0	0	0	0	0	0	0	0	0	0	0	0	276 (174)	471 (298)
0.50- 0.75	2	9	104	99	18	0	0	0	0	0	0	0	0	0	0	0	0	0	232 (147)	703 (444)
0.75- 1.00	1	2	47	79	28	1	0	0	0	0	0	0	0	0	0	0	0	0	158 (100)	861 (544)
1.00- 1.25	0	1	6	86	27	3	0	0	0	0	0	0	0	0	0	0	0	0	123 (78)	984 (622)
1.25- 1.50	0	0	0	82	22	3	2	0	0	0	0	0	0	0	0	0	0	0	109 (69)	1093 (691)
1.50- 1.75	0	0	1	52	45	5	2	0	0	0	0	0	0	0	0	0	0	0	105 (66)	1198 (757)
1.75- 2.00	0	0	0	13	73	11	1	0	0	0	0	0	0	0	0	0	0	0	98 (62)	1296 (819)
2.00- 2.50	0	0	0	1	120	14	3	0	1	0	0	0	0	0	0	0	0	0	139 (88)	1435 (907)
2.50- 3.00	0	0	0	0	25	43	7	0	0	0	0	0	0	0	0	0	0	0	75 (47)	1510 (954)
3.00- 3.50	0	0	0	0	0	32	6	0	0	0	0	0	0	0	0	0	0	0	38 (24)	1548 (979)
3.50- 4.00	0	0	0	0	0	5	14	0	0	0	0	0	0	0	0	0	0	0	19 (12)	1567 (991)
4.00- 4.50	0	0	0	0	0	0	7	1	1	0	0	0	0	0	0	0	0	0	9 (6)	1576 (996)
4.50- 5.00	0	0	0	0	0	0	2	2	0	0	0	0	0	0	0	0	0	0	4 (3)	1580 (999)
5.00- 5.50	0	0	0	0	0	0	0	1	0	0	0	0	0	0	0	0	0	0	1 (1)	1581 (999)
5.50- 6.00	0	0	0	0	0	0	0	1	0	0	0	0	0	0	0	0	0	0	1 (1)	1582 (1000)
6.00- 6.50	0	0	0	0	0	0	0	0	0	0	0	0	0	0	0	0	0	0	0 (0)	1582 (1000)
6.50- 7.00	0	0	0	0	0	0	0	0	0	0	0	0	0	0	0	0	0	0	0 (0)	1582 (1000)
7.00- 8.00	0	0	0	0	0	0	0	0	0	0	0	0	0	0	0	0	0	0	0 (0)	1582 (1000)
8.00- 9.00	0	0	0	0	0	0	0	0	0	0	0	0	0	0	0	0	0	0	0 (0)	1582 (1000)
9.00-10.00	0	0	0	0	0	0	0	0	0	0	0	0	0	0	0	0	0	0	0 (0)	1582 (1000)
10.00-11.00	0	0	0	0	0	0	0	0	0	0	0	0	0	0	0	0	0	0	0 (0)	1582 (1000)
11.00-12.00	0	0	0	0	0	0	0	0	0	0	0	0	0	0	0	0	0	0	0 (0)	1582 (1000)
12.00-	0	0	0	0	0	0	0	0	0	0	0	0	0	0	0	0	0	0	0 (0)	1582 (1000)
TOTAL	146	138	303	465	361	118	44	5	2	0	0	0	0	0	0	0	0	0	1582	1582
(0.1%)	(92)	(87)	(192)	(294)	(228)	(75)	(28)	(3)	(1)	(0)	(0)	(0)	(0)	(0)	(0)	(0)	(0)	(0)	(1000)	(1000)
HICHO	146	284	587	1052	1413	1531	1575	1580	1582	1582	1582	1582	1582	1582	1582	1582	1582	1582	1582	1582
(0.1%)	(92)	(180)	(371)	(665)	(893)	(968)	(996)	(999)	(1000)	(1000)	(1000)	(1000)	(1000)	(1000)	(1000)	(1000)	(1000)	(1000)	(1000)	(1000)

付表－5.30 f　瀬棚港　日平均有義波の波高・周期別出現率表（通年）

SEDANA　　NEN HYO　　80- 1 - 84- 12　　RITU BUNPU HYO

H \ T	SEION	3- 4	4- 5	5- 6	6- 7 (KISYU)	7- 8	8- 9 (USW)	9-10	10-11	11-12	12-13	13-14	14-15	15-16	16-17	17-18	18-19	19-	TOTAL (H3 T3)	HICHO
SEION	7.0	3.4	1.8	0.1	0.	0.	0.	0.	0.	0.	0.	0.	0.	0.	0.	0.	0.	0.	12.3 (195)	12.3 (195)
0.25- 0.50	2.1	4.6	7.3	3.2	0.2	0.1	0.	0.	0.	0.	0.	0.	0.	0.	0.	0.	0.	0.	17.4 (276)	29.8 (471)
0.50- 0.75	0.1	0.6	6.6	6.3	1.1	0.	0.	0.	0.	0.	0.	0.	0.	0.	0.	0.	0.	0.	14.7 (232)	44.4 (703)
0.75- 1.00	0.1	0.1	3.0	5.0	1.8	0.1	0.	0.	0.	0.	0.	0.	0.	0.	0.	0.	0.	0.	10.0 (158)	54.4 (861)
1.00- 1.25	0.	0.1	0.4	5.4	1.7	0.2	0.	0.	0.	0.	0.	0.	0.	0.	0.	0.	0.	0.	7.8 (123)	62.2 (984)
1.25- 1.50	0.	0.	0.	5.2	1.4	0.2	0.1	0.	0.	0.	0.	0.	0.	0.	0.	0.	0.	0.	6.9 (109)	69.1 (1093)
1.50- 1.75	0.	0.	0.1	3.3	2.8	0.3	0.1	0.	0.	0.	0.	0.	0.	0.	0.	0.	0.	0.	6.6 (105)	75.7 (1198)
1.75- 2.00	0.	0.	0.	0.8	4.6	0.7	0.1	0.	0.	0.	0.	0.	0.	0.	0.	0.	0.	0.	6.2 (98)	81.9 (1296)
2.00- 2.50	0.	0.	0.	0.1	7.6	0.9	0.2	0.	0.1	0.	0.	0.	0.	0.	0.	0.	0.	0.	8.8 (139)	90.7 (1435)
2.50- 3.00	0.	0.	0.	0.	1.6	2.7	0.4	0.	0.	0.	0.	0.	0.	0.	0.	0.	0.	0.	4.7 (75)	95.4 (1510)
3.00- 3.50	0.	0.	0.	0.	0.	2.0	0.4	0.	0.	0.	0.	0.	0.	0.	0.	0.	0.	0.	2.4 (38)	97.9 (1548)
3.50- 4.00	0.	0.	0.	0.	0.	0.3	0.9	0.	0.	0.	0.	0.	0.	0.	0.	0.	0.	0.	1.2 (19)	99.1 (1567)
4.00- 4.50	0.	0.	0.	0.	0.	0.	0.4	0.1	0.1	0.	0.	0.	0.	0.	0.	0.	0.	0.	0.6 (9)	99.6 (1576)
4.50- 5.00	0.	0.	0.	0.	0.	0.	0.1	0.1	0.	0.	0.	0.	0.	0.	0.	0.	0.	0.	0.3 (4)	99.9 (1580)
5.00- 5.50	0.	0.	0.	0.	0.	0.	0.	0.1	0.	0.	0.	0.	0.	0.	0.	0.	0.	0.	0.1 (1)	99.9 (1581)
5.50- 6.00	0.	0.	0.	0.	0.	0.	0.	0.1	0.	0.	0.	0.	0.	0.	0.	0.	0.	0.	0.1 (1)	100.0 (1582)
6.00- 6.50	0.	0.	0.	0.	0.	0.	0.	0.	0.	0.	0.	0.	0.	0.	0.	0.	0.	0.	0. (0)	100.0 (1582)
6.50- 7.00	0.	0.	0.	0.	0.	0.	0.	0.	0.	0.	0.	0.	0.	0.	0.	0.	0.	0.	0. (0)	100.0 (1582)
7.00- 8.00	0.	0.	0.	0.	0.	0.	0.	0.	0.	0.	0.	0.	0.	0.	0.	0.	0.	0.	0. (0)	100.0 (1582)
8.00- 9.00	0.	0.	0.	0.	0.	0.	0.	0.	0.	0.	0.	0.	0.	0.	0.	0.	0.	0.	0. (0)	100.0 (1582)
9.00-10.00	0.	0.	0.	0.	0.	0.	0.	0.	0.	0.	0.	0.	0.	0.	0.	0.	0.	0.	0. (0)	100.0 (1582)
10.00-11.00	0.	0.	0.	0.	0.	0.	0.	0.	0.	0.	0.	0.	0.	0.	0.	0.	0.	0.	0. (0)	100.0 (1582)
11.00-12.00	0.	0.	0.	0.	0.	0.	0.	0.	0.	0.	0.	0.	0.	0.	0.	0.	0.	0.	0. (0)	100.0 (1582)
12.00-	0.	0.	0.	0.	0.	0.	0.	0.	0.	0.	0.	0.	0.	0.	0.	0.	0.	0.	0. (0)	100.0 (1582)
TOTAL	9.2	8.7	19.2	29.4	22.8	7.5	2.8	0.3	0.1	0.	0.	0.	0.	0.	0.	0.	0.	0.	100.0	100.0
	146	138	303	465	361	118	44	5	2	0	0	0	0	0	0	0	0	0	1582	1582
HICHO	9.2	18.0	37.1	66.5	89.3	96.8	99.6	99.9	100.0	100.0	100.0	100.0	100.0	100.0	100.0	100.0	100.0	100.0	100.0	100.0
	146	284	587	1052	1413	1531	1575	1580	1582	1582	1582	1582	1582	1582	1582	1582	1582	1582	1582	1582

付表－5.31 a　留萌港　日平均有義波の波高・周期別度数分布表（冬季）

RUNOI　　KI　HYO　　69- 84　12- 2　　DOSUU BUNPU HYO

H \ T	SEION	3- 4	4- 5	5- 6	6- 7	7- 8	8- 9	9-10	10-11	11-12	12-13	13-14	14-15	15-16	16-17	17-18	18-19	19-	H3	T3 TOTAL	MICHO
SEION	32	2	1	0	0	0	0	0	0	0	0	0	0	0	0	0	0	0		35	35
																				(29)	(29)
0.25- 0.50	19	20	13	12	1	0	0	0	0	0	0	0	0	0	0	0	0	0		65	100
																				(54)	(83)
0.50- 0.75	3	7	47	63	13	2	0	0	0	0	0	0	0	0	0	0	0	0		135	235
																				(112)	(195)
0.75- 1.00	0	3	34	77	33	6	0	0	0	0	0	0	0	0	0	0	0	0		153	388
																				(127)	(322)
1.00- 1.25	0	3	23	82	33	7	2	0	0	0	0	0	0	0	0	0	0	0		150	538
																				(124)	(446)
1.25- 1.50	0	0	19	50	54	8	0	0	0	0	0	0	0	0	0	0	0	0		131	669
																				(109)	(555)
1.50- 1.75	0	0	8	51	74	8	1	1	0	0	0	0	0	0	0	0	0	0		143	812
																				(119)	(674)
1.75- 2.00	0	0	2	34	72	17	1	0	1	0	0	0	0	0	0	0	0	0		127	939
																				(105)	(779)
2.00- 2.50	0	0	0	20	87	32	1	1	0	0	0	0	0	0	0	0	0	0		141	1080
																				(117)	(896)
2.50- 3.00	0	0	0	5	26	27	2	0	1	1	0	0	0	0	0	0	0	0		62	1142
																				(51)	(948)
3.00- 3.50	0	0	0	1	4	19	7	0	0	0	0	0	0	0	0	0	0	0		31	1173
																				(26)	(973)
3.50- 4.00	0	0	0	0	1	9	7	1	0	0	0	0	0	0	0	0	0	0		18	1191
																				(15)	(988)
4.00- 4.50	0	0	0	0	0	1	5	1	0	1	0	0	0	0	0	0	0	0		8	1199
																				(7)	(995)
4.50- 5.00	0	0	0	0	0	0	2	3	1	0	0	0	0	0	0	0	0	0		6	1205
																				(5)	(1000)
5.00- 5.50	0	0	0	0	0	0	0	0	0	0	0	0	0	0	0	0	0	0		0	1205
																				(0)	(1000)
5.50- 6.00	0	0	0	0	0	0	0	0	0	0	0	0	0	0	0	0	0	0		0	1205
																				(0)	(1000)
6.00- 6.50	0	0	0	0	0	0	0	0	0	0	0	0	0	0	0	0	0	0		0	1205
																				(0)	(1000)
6.50- 7.00	0	0	0	0	0	0	0	0	0	0	0	0	0	0	0	0	0	0		0	1205
																				(0)	(1000)
7.00- 8.00	0	0	0	0	0	0	0	0	0	0	0	0	0	0	0	0	0	0		0	1205
																				(0)	(1000)
8.00- 9.00	0	0	0	0	0	0	0	0	0	0	0	0	0	0	0	0	0	0		0	1205
																				(0)	(1000)
9.00-10.00	0	0	0	0	0	0	0	0	0	0	0	0	0	0	0	0	0	0		0	1205
																				(0)	(1000)
10.00-11.00	0	0	0	0	0	0	0	0	0	0	0	0	0	0	0	0	0	0		0	1205
																				(0)	(1000)
11.00-12.00	0	0	0	0	0	0	0	0	0	0	0	0	0	0	0	0	0	0		0	1205
																				(0)	(1000)
12.00-	0	0	0	0	0	0	0	0	0	0	0	0	0	0	0	0	0	0		0	1205
																				(0)	(1000)
TOTAL	54	35	147	395	398	136	28	7	3	2	0	0	0	0	0	0	0	0		1205	1205
(0.1%)	(45)	(29)	(122)	(328)	(330)	(113)	(23)	(6)	(2)	(2)	(0)	(0)	(0)	(0)	(0)	(0)	(0)	(0)		(1000)	(1000)
MICHO	54	89	236	631	1029	1165	1193	1200	1203	1205	1205	1205	1205	1205	1205	1205	1205	1205		1205	1205
(0.1%)	(45)	(74)	(196)	(524)	(854)	(967)	(990)	(996)	(998)	(1000)	(1000)	(1000)	(1000)	(1000)	(1000)	(1000)	(1000)	(1000)		(1000)	(1000)

付表－5.31 b　留萌港　日平均有義波の波高・周期別度数分布表（春季）

RUNOI　　KI　HYO　　70- 84　3- 5　　DOSUU BUNPU HYO

H \ T	SEION	3- 4	4- 5	5- 6	6- 7	7- 8	8- 9	9-10	10-11	11-12	12-13	13-14	14-15	15-16	16-17	17-18	18-19	19-	H3	T3 TOTAL	MICHO
SEION	185	15	9	0	0	0	0	0	0	0	0	0	0	0	0	0	0	0		209	209
																				(172)	(172)
0.25- 0.50	32	59	73	22	0	1	0	0	0	0	0	0	0	0	0	0	0	0		187	396
																				(154)	(325)
0.50- 0.75	6	29	102	94	13	2	1	0	0	0	0	0	0	0	0	0	0	0		247	643
																				(203)	(528)
0.75- 1.00	0	8	64	95	33	4	2	0	0	0	0	0	0	0	0	0	0	0		206	849
																				(169)	(698)
1.00- 1.25	0	5	18	69	36	5	0	0	0	0	0	0	0	0	0	0	0	0		133	982
																				(109)	(807)
1.25- 1.50	0	1	13	42	17	6	1	0	0	0	0	0	0	0	0	0	0	0		80	1062
																				(66)	(873)
1.50- 1.75	0	0	6	16	31	2	0	0	0	0	0	0	0	0	0	0	0	0		55	1117
																				(45)	(918)
1.75- 2.00	0	0	1	5	21	8	0	0	0	0	0	0	0	0	0	0	0	0		35	1152
																				(29)	(947)
2.00- 2.50	0	0	0	4	21	8	2	1	1	0	0	0	0	0	0	0	0	0		37	1189
																				(30)	(977)
2.50- 3.00	0	0	0	1	4	10	2	1	0	0	0	0	0	0	0	0	0	0		18	1207
																				(15)	(992)
3.00- 3.50	0	0	0	0	0	3	4	0	0	0	0	0	0	0	0	0	0	0		7	1214
																				(6)	(998)
3.50- 4.00	0	0	0	0	0	0	1	0	0	0	0	0	0	0	0	0	0	0		1	1215
																				(1)	(998)
4.00- 4.50	0	0	0	0	0	0	1	0	0	0	0	0	0	0	0	0	0	0		1	1216
																				(1)	(999)
4.50- 5.00	0	0	0	0	0	0	0	0	1	0	0	0	0	0	0	0	0	0		1	1217
																				(1)	(1000)
5.00- 5.50	0	0	0	0	0	0	0	0	0	0	0	0	0	0	0	0	0	0		0	1217
																				(0)	(1000)
5.50- 6.00	0	0	0	0	0	0	0	0	0	0	0	0	0	0	0	0	0	0		0	1217
																				(0)	(1000)
6.00- 6.50	0	0	0	0	0	0	0	0	0	0	0	0	0	0	0	0	0	0		0	1217
																				(0)	(1000)
6.50- 7.00	0	0	0	0	0	0	0	0	0	0	0	0	0	0	0	0	0	0		0	1217
																				(0)	(1000)
7.00- 8.00	0	0	0	0	0	0	0	0	0	0	0	0	0	0	0	0	0	0		0	1217
																				(0)	(1000)
8.00- 9.00	0	0	0	0	0	0	0	0	0	0	0	0	0	0	0	0	0	0		0	1217
																				(0)	(1000)
9.00-10.00	0	0	0	0	0	0	0	0	0	0	0	0	0	0	0	0	0	0		0	1217
																				(0)	(1000)
10.00-11.00	0	0	0	0	0	0	0	0	0	0	0	0	0	0	0	0	0	0		0	1217
																				(0)	(1000)
11.00-12.00	0	0	0	0	0	0	0	0	0	0	0	0	0	0	0	0	0	0		0	1217
																				(0)	(1000)
12.00-	0	0	0	0	0	0	0	0	0	0	0	0	0	0	0	0	0	0		0	1217
																				(0)	(1000)
TOTAL	223	117	286	348	176	49	14	2	2	0	0	0	0	0	0	0	0	0		1217	1217
(0.1%)	(183)	(96)	(235)	(286)	(145)	(40)	(12)	(2)	(2)	(0)	(0)	(0)	(0)	(0)	(0)	(0)	(0)	(0)		(1000)	(1000)
MICHO	223	340	626	974	1150	1199	1213	1215	1217	1217	1217	1217	1217	1217	1217	1217	1217	1217		1217	1217
(0.1%)	(183)	(279)	(514)	(800)	(945)	(985)	(997)	(998)	(1000)	(1000)	(1000)	(1000)	(1000)	(1000)	(1000)	(1000)	(1000)	(1000)		(1000)	(1000)

付表－5.31 c　留萌港　日平均有義波の波高・周期別度数分布表（夏季）

RUMOI　KISYU　RSR USW　KI HYO　70- 84　6- 8　DOSUU BUNPU HYO　H3 T3

H \ T	SEION	3- 4	4- 5	5- 6	6- 7	7- 8	8- 9	9-10	10-11	11-12	12-13	13-14	14-15	15-16	16-17	17-18	18-19	19-	TOTAL	HICHO
SEION	445	96	25	1	0	0	0	0	0	0	0	0	0	0	0	0	0	0	567 (448)	567 (448)
0.25- 0.50	49	113	120	24	6	0	0	0	0	0	0	0	0	0	0	0	0	0	312 (246)	879 (694)
0.50- 0.75	7	28	109	68	9	0	0	0	0	0	0	0	0	0	0	0	0	0	221 (175)	1100 (869)
0.75- 1.00	1	6	31	53	4	0	0	0	0	0	0	0	0	0	0	0	0	0	95 (75)	1195 (944)
1.00- 1.25	0	0	9	25	4	0	0	0	0	0	0	0	0	0	0	0	0	0	38 (30)	1233 (974)
1.25- 1.50	0	1	3	16	5	1	0	0	0	0	0	0	0	0	0	0	0	0	26 (21)	1259 (994)
1.50- 1.75	0	1	0	0	2	0	0	0	0	0	0	0	0	0	0	0	0	0	3 (2)	1262 (997)
1.75- 2.00	0	0	0	1	0	0	0	0	0	0	0	0	0	0	0	0	0	0	1 (1)	1263 (998)
2.00- 2.50	0	0	0	1	1	0	0	0	0	0	0	0	0	0	0	0	0	0	2 (2)	1265 (999)
2.50- 3.00	0	0	0	0	0	0	1	0	0	0	0	0	0	0	0	0	0	0	1 (1)	1266 (1000)
3.00- 3.50	0	0	0	0	0	0	0	0	0	0	0	0	0	0	0	0	0	0	0 (0)	1266 (1000)
3.50- 4.00	0	0	0	0	0	0	0	0	0	0	0	0	0	0	0	0	0	0	0 (0)	1266 (1000)
4.00- 4.50	0	0	0	0	0	0	0	0	0	0	0	0	0	0	0	0	0	0	0 (0)	1266 (1000)
4.50- 5.00	0	0	0	0	0	0	0	0	0	0	0	0	0	0	0	0	0	0	0 (0)	1266 (1000)
5.00- 5.50	0	0	0	0	0	0	0	0	0	0	0	0	0	0	0	0	0	0	0 (0)	1266 (1000)
5.50- 6.00	0	0	0	0	0	0	0	0	0	0	0	0	0	0	0	0	0	0	0 (0)	1266 (1000)
6.00- 6.50	0	0	0	0	0	0	0	0	0	0	0	0	0	0	0	0	0	0	0 (0)	1266 (1000)
6.50- 7.00	0	0	0	0	0	0	0	0	0	0	0	0	0	0	0	0	0	0	0 (0)	1266 (1000)
7.00- 8.00	0	0	0	0	0	0	0	0	0	0	0	0	0	0	0	0	0	0	0 (0)	1266 (1000)
8.00- 9.00	0	0	0	0	0	0	0	0	0	0	0	0	0	0	0	0	0	0	0 (0)	1266 (1000)
9.00-10.00	0	0	0	0	0	0	0	0	0	0	0	0	0	0	0	0	0	0	0 (0)	1266 (1000)
10.00-11.00	0	0	0	0	0	0	0	0	0	0	0	0	0	0	0	0	0	0	0 (0)	1266 (1000)
11.00-12.00	0	0	0	0	0	0	0	0	0	0	0	0	0	0	0	0	0	0	0 (0)	1266 (1000)
12.00-	0	0	0	0	0	0	0	0	0	0	0	0	0	0	0	0	0	0	0 (0)	1266 (1000)
TOTAL	502	245	297	189	31	1	1	0	0	0	0	0	0	0	0	0	0	0	1266	1266
(0.1%)	(397)	(194)	(235)	(149)	(24)	(1)	(1)	(0)	(0)	(0)	(0)	(0)	(0)	(0)	(0)	(0)	(0)	(0)	(1000)	(1000)
HICHO	502	747	1044	1233	1264	1265	1266	1266	1266	1266	1266	1266	1266	1266	1266	1266	1266	1266	1266	1266
(0.1%)	(397)	(590)	(825)	(974)	(998)	(999)	(1000)	(1000)	(1000)	(1000)	(1000)	(1000)	(1000)	(1000)	(1000)	(1000)	(1000)	(1000)	(1000)	(1000)

付表－5.31 d　留萌港　日平均有義波の波高・周期別度数分布表（秋季）

RUMOI　KISYU　RSR USW　KI HYO　70- 84　9- 11　DOSUU BUNPU HYO　H3 T3

H \ T	SEION	3- 4	4- 5	5- 6	6- 7	7- 8	8- 9	9-10	10-11	11-12	12-13	13-14	14-15	15-16	16-17	17-18	18-19	19-	TOTAL	HICHO
SEION	151	15	5	0	0	0	0	0	0	0	0	0	0	0	0	0	0	0	171 (133)	171 (133)
0.25- 0.50	33	53	57	8	3	0	0	0	0	0	0	0	0	0	0	0	0	0	154 (119)	325 (252)
0.50- 0.75	9	14	92	56	12	0	0	0	0	0	0	0	0	0	0	0	0	0	183 (142)	508 (394)
0.75- 1.00	4	9	62	64	18	0	0	0	0	0	0	0	0	0	0	0	0	0	157 (122)	665 (516)
1.00- 1.25	0	3	30	76	30	2	1	0	0	0	0	0	0	0	0	0	0	0	142 (110)	807 (626)
1.25- 1.50	1	1	9	75	25	5	0	0	0	0	0	0	0	0	0	0	0	0	116 (90)	923 (716)
1.50- 1.75	0	0	9	26	42	6	0	1	0	0	0	0	0	0	0	0	0	0	84 (65)	1007 (781)
1.75- 2.00	0	0	4	11	37	6	0	1	0	0	0	0	0	0	0	0	0	0	59 (46)	1066 (827)
2.00- 2.50	0	0	1	12	66	22	3	0	0	0	0	0	0	0	0	0	0	0	104 (81)	1170 (908)
2.50- 3.00	0	0	0	2	22	43	3	0	0	0	0	0	0	0	0	0	0	0	70 (54)	1240 (962)
3.00- 3.50	0	0	0	0	2	18	6	0	0	0	0	0	0	0	0	0	0	0	26 (20)	1266 (982)
3.50- 4.00	0	0	0	0	2	3	7	1	0	0	0	0	0	0	0	0	0	0	13 (10)	1279 (992)
4.00- 4.50	0	0	0	0	0	0	5	1	0	0	0	0	0	0	0	0	0	0	6 (5)	1285 (997)
4.50- 5.00	0	0	0	0	0	0	1	1	0	0	0	0	0	0	0	0	0	0	2 (2)	1287 (998)
5.00- 5.50	0	0	0	0	0	0	0	1	0	0	0	0	0	0	0	0	0	0	1 (1)	1288 (999)
5.50- 6.00	0	0	0	0	0	0	0	0	1	0	0	0	0	0	0	0	0	0	1 (1)	1289 (1000)
6.00- 6.50	0	0	0	0	0	0	0	0	0	0	0	0	0	0	0	0	0	0	0 (0)	1289 (1000)
6.50- 7.00	0	0	0	0	0	0	0	0	0	0	0	0	0	0	0	0	0	0	0 (0)	1289 (1000)
7.00- 8.00	0	0	0	0	0	0	0	0	0	0	0	0	0	0	0	0	0	0	0 (0)	1289 (1000)
8.00- 9.00	0	0	0	0	0	0	0	0	0	0	0	0	0	0	0	0	0	0	0 (0)	1289 (1000)
9.00-10.00	0	0	0	0	0	0	0	0	0	0	0	0	0	0	0	0	0	0	0 (0)	1289 (1000)
10.00-11.00	0	0	0	0	0	0	0	0	0	0	0	0	0	0	0	0	0	0	0 (0)	1289 (1000)
11.00-12.00	0	0	0	0	0	0	0	0	0	0	0	0	0	0	0	0	0	0	0 (0)	1289 (1000)
12.00-	0	0	0	0	0	0	0	0	0	0	0	0	0	0	0	0	0	0	0 (0)	1289 (1000)
TOTAL	198	95	269	330	259	105	26	6	1	0	0	0	0	0	0	0	0	0	1289	1289
(0.1%)	(154)	(74)	(209)	(256)	(201)	(81)	(20)	(5)	(1)	(0)	(0)	(0)	(0)	(0)	(0)	(0)	(0)	(0)	(1000)	(1000)
HICHO	198	293	562	892	1151	1256	1282	1288	1289	1289	1289	1289	1289	1289	1289	1289	1289	1289	1289	1289
(0.1%)	(154)	(227)	(436)	(692)	(893)	(974)	(995)	(999)	(1000)	(1000)	(1000)	(1000)	(1000)	(1000)	(1000)	(1000)	(1000)	(1000)	(1000)	(1000)

付表－5.31 e　留萌港　日平均有義波の波高・周期別度数分布表（通年）

RUMOI　　NEN HYO　　70- 1 - 84- 12　　DOSUU BUNPU HYO

KISYU　RSR USW　　H3 T3

H \ T	SEION	3- 4	4- 5	5- 6	6- 7	7- 8	8- 9	9-10	10-11	11-12	12-13	13-14	14-15	15-16	16-17	17-18	18-19	19-	TOTAL	MICHO
SEION	813	130	40	1	0	0	0	0	0	0	0	0	0	0	0	0	0	0	984	984
																			(196)	(196)
0.25- 0.50	133	245	263	67	10	1	0	0	0	0	0	0	0	0	0	0	0	0	719	1703
																			(144)	(340)
0.50- 0.75	25	78	350	281	48	4	1	0	0	0	0	0	0	0	0	0	0	0	787	2490
																			(157)	(497)
0.75- 1.00	5	26	191	293	89	10	2	0	0	0	0	0	0	0	0	0	0	0	616	3106
																			(123)	(620)
1.00- 1.25	0	11	80	254	104	14	3	0	0	0	0	0	0	0	0	0	0	0	466	3572
																			(93)	(713)
1.25- 1.50	1	3	44	184	101	20	1	0	0	0	0	0	0	0	0	0	0	0	354	3926
																			(71)	(784)
1.50- 1.75	0	1	23	97	149	16	1	2	0	0	0	0	0	0	0	0	0	0	289	4215
																			(58)	(842)
1.75- 2.00	0	0	7	56	131	31	1	1	1	0	0	0	0	0	0	0	0	0	228	4443
																			(46)	(887)
2.00- 2.50	0	0	1	37	177	62	6	2	1	0	0	0	0	0	0	0	0	0	286	4729
																			(57)	(944)
2.50- 3.00	0	0	0	8	53	82	8	1	1	1	0	0	0	0	0	0	0	0	154	4883
																			(31)	(975)
3.00- 3.50	0	0	0	1	6	42	17	0	0	0	0	0	0	0	0	0	0	0	66	4949
																			(13)	(988)
3.50- 4.00	0	0	0	0	3	13	15	2	0	0	0	0	0	0	0	0	0	0	33	4982
																			(7)	(995)
4.00- 4.50	0	0	0	0	0	1	11	2	0	1	0	0	0	0	0	0	0	0	15	4997
																			(3)	(998)
4.50- 5.00	0	0	0	0	0	0	3	4	2	0	0	0	0	0	0	0	0	0	9	5006
																			(2)	(1000)
5.00- 5.50	0	0	0	0	0	0	0	1	0	0	0	0	0	0	0	0	0	0	1	5007
																			(0)	(1000)
5.50- 6.00	0	0	0	0	0	0	0	0	1	0	0	0	0	0	0	0	0	0	1	5008
																			(0)	(1000)
6.00- 6.50	0	0	0	0	0	0	0	0	0	0	0	0	0	0	0	0	0	0	0	5008
																			(0)	(1000)
6.50- 7.00	0	0	0	0	0	0	0	0	0	0	0	0	0	0	0	0	0	0	0	5008
																			(0)	(1000)
7.00- 8.00	0	0	0	0	0	0	0	0	0	0	0	0	0	0	0	0	0	0	0	5008
																			(0)	(1000)
8.00- 9.00	0	0	0	0	0	0	0	0	0	0	0	0	0	0	0	0	0	0	0	5008
																			(0)	(1000)
9.00-10.00	0	0	0	0	0	0	0	0	0	0	0	0	0	0	0	0	0	0	0	5008
																			(0)	(1000)
10.00-11.00	0	0	0	0	0	0	0	0	0	0	0	0	0	0	0	0	0	0	0	5008
																			(0)	(1000)
11.00-12.00	0	0	0	0	0	0	0	0	0	0	0	0	0	0	0	0	0	0	0	5008
																			(0)	(1000)
12.00-	0	0	0	0	0	0	0	0	0	0	0	0	0	0	0	0	0	0	0	5008
																			(0)	(1000)
TOTAL	977	494	999	1279	871	296	69	15	6	2	0	0	0	0	0	0	0	0	5008	5008
(0.1%)	(195)	(99)	(199)	(255)	(174)	(59)	(14)	(3)	(1)	(0)	(0)	(0)	(0)	(0)	(0)	(0)	(0)	(0)	(1000)	(1000)
MICHO	977	1471	2470	3749	4620	4916	4985	5000	5006	5008	5008	5008	5008	5008	5008	5008	5008	5008	5008	5008
(0.1%)	(195)	(294)	(493)	(749)	(923)	(982)	(995)	(998)	(1000)	(1000)	(1000)	(1000)	(1000)	(1000)	(1000)	(1000)	(1000)	(1000)	(1000)	(1000)

付表－5.31 f　留萌港　日平均有義波の波高・周期別出現率表（通年）

RUMOI　　NEN HYO　　70- 1 - 84- 12　　RITU BUNPU HYO

KISYU　RSR USW　　H3 T3

H \ T	SEION	3- 4	4- 5	5- 6	6- 7	7- 8	8- 9	9-10	10-11	11-12	12-13	13-14	14-15	15-16	16-17	17-18	18-19	19-	TOTAL	MICHO
SEION	16.2	2.6	0.8	0.0	0.	0.	0.	0.	0.	0.	0.	0.	0.	0.	0.	0.	0.	0.	19.6	19.6
																			(984)	(984)
0.25- 0.50	2.7	4.9	5.3	1.3	0.2	0.0	0.	0.	0.	0.	0.	0.	0.	0.	0.	0.	0.	0.	14.4	34.0
																			(719)	(1703)
0.50- 0.75	0.5	1.6	7.0	5.6	1.0	0.1	0.0	0.	0.	0.	0.	0.	0.	0.	0.	0.	0.	0.	15.7	49.7
																			(787)	(2490)
0.75- 1.00	0.1	0.5	3.8	5.9	1.8	0.2	0.0	0.	0.	0.	0.	0.	0.	0.	0.	0.	0.	0.	12.3	62.0
																			(616)	(3106)
1.00- 1.25	0.	0.2	1.6	5.1	2.1	0.3	0.1	0.	0.	0.	0.	0.	0.	0.	0.	0.	0.	0.	9.3	71.3
																			(466)	(3572)
1.25- 1.50	0.0	0.1	0.9	3.7	2.0	0.4	0.0	0.	0.	0.	0.	0.	0.	0.	0.	0.	0.	0.	7.1	78.4
																			(354)	(3926)
1.50- 1.75	0.	0.0	0.5	1.9	3.0	0.3	0.0	0.0	0.	0.	0.	0.	0.	0.	0.	0.	0.	0.	5.8	84.2
																			(289)	(4215)
1.75- 2.00	0.	0.	0.1	1.1	2.6	0.6	0.0	0.0	0.0	0.	0.	0.	0.	0.	0.	0.	0.	0.	4.6	88.7
																			(228)	(4443)
2.00- 2.50	0.	0.	0.0	0.7	3.5	1.2	0.1	0.0	0.0	0.	0.	0.	0.	0.	0.	0.	0.	0.	5.7	94.4
																			(286)	(4729)
2.50- 3.00	0.	0.	0.	0.2	1.1	1.6	0.2	0.0	0.0	0.0	0.	0.	0.	0.	0.	0.	0.	0.	3.1	97.5
																			(154)	(4883)
3.00- 3.50	0.	0.	0.	0.0	0.1	0.8	0.3	0.	0.	0.	0.	0.	0.	0.	0.	0.	0.	0.	1.3	98.8
																			(66)	(4949)
3.50- 4.00	0.	0.	0.	0.	0.1	0.3	0.3	0.0	0.	0.	0.	0.	0.	0.	0.	0.	0.	0.	0.7	99.5
																			(33)	(4982)
4.00- 4.50	0.	0.	0.	0.	0.	0.0	0.2	0.0	0.	0.0	0.	0.	0.	0.	0.	0.	0.	0.	0.3	99.8
																			(15)	(4997)
4.50- 5.00	0.	0.	0.	0.	0.	0.	0.1	0.1	0.0	0.	0.	0.	0.	0.	0.	0.	0.	0.	0.2	100.0
																			(9)	(5006)
5.00- 5.50	0.	0.	0.	0.	0.	0.	0.	0.0	0.	0.	0.	0.	0.	0.	0.	0.	0.	0.	0.0	100.0
																			(1)	(5007)
5.50- 6.00	0.	0.	0.	0.	0.	0.	0.	0.	0.0	0.	0.	0.	0.	0.	0.	0.	0.	0.	0.0	100.0
																			(1)	(5008)
6.00- 6.50	0.	0.	0.	0.	0.	0.	0.	0.	0.	0.	0.	0.	0.	0.	0.	0.	0.	0.	0.	100.0
																			(0)	(5008)
6.50- 7.00	0.	0.	0.	0.	0.	0.	0.	0.	0.	0.	0.	0.	0.	0.	0.	0.	0.	0.	0.	100.0
																			(0)	(5008)
7.00- 8.00	0.	0.	0.	0.	0.	0.	0.	0.	0.	0.	0.	0.	0.	0.	0.	0.	0.	0.	0.	100.0
																			(0)	(5008)
8.00- 9.00	0.	0.	0.	0.	0.	0.	0.	0.	0.	0.	0.	0.	0.	0.	0.	0.	0.	0.	0.	100.0
																			(0)	(5008)
9.00-10.00	0.	0.	0.	0.	0.	0.	0.	0.	0.	0.	0.	0.	0.	0.	0.	0.	0.	0.	0.	100.0
																			(0)	(5008)
10.00-11.00	0.	0.	0.	0.	0.	0.	0.	0.	0.	0.	0.	0.	0.	0.	0.	0.	0.	0.	0.	100.0
																			(0)	(5008)
11.00-12.00	0.	0.	0.	0.	0.	0.	0.	0.	0.	0.	0.	0.	0.	0.	0.	0.	0.	0.	0.	100.0
																			(0)	(5008)
12.00-	0.	0.	0.	0.	0.	0.	0.	0.	0.	0.	0.	0.	0.	0.	0.	0.	0.	0.	0.	100.0
																			(0)	(5008)
TOTAL	19.5	9.9	19.9	25.5	17.4	5.9	1.4	0.3	0.1	0.0	0.	0.	0.	0.	0.	0.	0.	0.	100.0	100.0
	977	494	999	1279	871	296	69	15	6	2	0	0	0	0	0	0	0	0	5008	5008
MICHO	19.5	29.4	49.3	74.8	92.3	98.2	99.5	99.8	100.0	100.0	100.0	100.0	100.0	100.0	100.0	100.0	100.0	100.0	100.0	100.0
	977	1471	2470	3749	4620	4916	4985	5000	5006	5008	5008	5008	5008	5008	5008	5008	5008	5008	5008	5008

付表－5.32 a　紋別港　日平均有義波の波高・周期別度数分布表（冬季）

NONBETSU　KISYU USU KI HYO　74- 84　12- 2　DOSUU BUNPU HYO H3 T3

H \ T	SEION	3- 4	4- 5	5- 6	6- 7	7- 8	8- 9	9-10	10-11	11-12	12-13	13-14	14-15	15-16	16-17	17-18	18-19	19-	TOTAL	MICHO
SEION	37	1	3	0	0	0	0	0	0	0	0	0	0	0	0	0	0	0	41 (71)	41 (71)
0.25- 0.50	11	6	11	7	5	4	2	0	0	0	0	0	0	0	0	0	0	0	46 (80)	87 (151)
0.50- 0.75	4	4	17	14	16	14	10	10	3	1	0	0	1	0	0	0	0	0	94 (163)	181 (314)
0.75- 1.00	0	0	12	16	18	18	8	10	2	0	0	0	0	0	0	0	0	0	84 (146)	265 (460)
1.00- 1.25	0	1	4	30	15	9	12	9	3	1	0	0	0	0	0	0	0	0	84 (146)	349 (606)
1.25- 1.50	0	0	0	12	20	13	11	4	3	0	0	0	0	0	0	0	0	0	63 (109)	412 (715)
1.50- 1.75	0	0	0	6	15	9	9	7	3	1	0	0	0	0	0	0	0	0	50 (87)	462 (802)
1.75- 2.00	0	0	0	0	4	8	12	12	3	0	0	0	0	0	0	0	0	0	39 (68)	501 (870)
2.00- 2.50	0	0	0	0	4	13	9	6	4	4	1	0	0	0	0	0	0	0	41 (71)	542 (941)
2.50- 3.00	0	0	0	0	1	3	0	5	1	1	0	0	0	0	0	0	0	0	11 (19)	553 (960)
3.00- 3.50	0	0	0	0	0	0	6	2	3	1	0	0	0	0	0	0	0	0	12 (21)	565 (981)
3.50- 4.00	0	0	0	0	0	0	3	2	0	1	1	0	0	0	0	0	0	0	7 (12)	572 (993)
4.00- 4.50	0	0	0	0	0	0	0	2	1	0	0	0	0	0	0	0	0	0	3 (5)	575 (998)
4.50- 5.00	0	0	0	0	0	0	0	0	0	1	0	0	0	0	0	0	0	0	1 (2)	576 (1000)
5.00- 5.50	0	0	0	0	0	0	0	0	0	0	0	0	0	0	0	0	0	0	0 (0)	576 (1000)
5.50- 6.00	0	0	0	0	0	0	0	0	0	0	0	0	0	0	0	0	0	0	0 (0)	576 (1000)
6.00- 6.50	0	0	0	0	0	0	0	0	0	0	0	0	0	0	0	0	0	0	0 (0)	576 (1000)
6.50- 7.00	0	0	0	0	0	0	0	0	0	0	0	0	0	0	0	0	0	0	0 (0)	576 (1000)
7.00- 8.00	0	0	0	0	0	0	0	0	0	0	0	0	0	0	0	0	0	0	0 (0)	576 (1000)
8.00- 9.00	0	0	0	0	0	0	0	0	0	0	0	0	0	0	0	0	0	0	0 (0)	576 (1000)
9.00-10.00	0	0	0	0	0	0	0	0	0	0	0	0	0	0	0	0	0	0	0 (0)	576 (1000)
10.00-11.00	0	0	0	0	0	0	0	0	0	0	0	0	0	0	0	0	0	0	0 (0)	576 (1000)
11.00-12.00	0	0	0	0	0	0	0	0	0	0	0	0	0	0	0	0	0	0	0 (0)	576 (1000)
12.00-	0	0	0	0	0	0	0	0	0	0	0	0	0	0	0	0	0	0	0 (0)	576 (1000)
TOTAL	52	12	47	85	98	91	82	69	26	11	2	0	1	0	0	0	0	0	576	576
(0.1%)	(90)	(21)	(82)	(148)	(170)	(158)	(142)	(120)	(45)	(19)	(3)	(0)	(2)	(0)	(0)	(0)	(0)	(0)	(1000)	(1000)
MICHO	52	64	111	196	294	385	467	536	562	573	575	575	576	576	576	576	576	576	576	576
(0.1%)	(90)	(111)	(193)	(340)	(510)	(668)	(811)	(931)	(976)	(995)	(998)	(998)	(1000)	(1000)	(1000)	(1000)	(1000)	(1000)	(1000)	(1000)

付表－5.32 b　紋別港　日平均有義波の波高・周期別度数分布表（春季）

MONBETSU　KISYU USU KI HYO　75- 84　3- 5　DOSUU BUNPU HYO H3 T3

H \ T	SEION	3- 4	4- 5	5- 6	6- 7	7- 8	8- 9	9-10	10-11	11-12	12-13	13-14	14-15	15-16	16-17	17-18	18-19	19-	TOTAL	MICHO
SEION	188	5	1	1	1	0	0	0	0	0	0	0	0	0	0	0	0	0	196 (331)	196 (331)
0.25- 0.50	48	27	15	9	4	8	1	1	0	0	0	0	0	0	0	0	0	0	113 (191)	309 (522)
0.50- 0.75	4	18	34	26	10	6	5	2	2	0	0	0	0	0	0	0	0	0	107 (181)	416 (703)
0.75- 1.00	0	12	25	25	9	5	3	0	0	1	1	0	0	0	0	0	0	0	81 (137)	497 (840)
1.00- 1.25	0	1	11	10	10	5	0	1	0	0	0	0	0	0	0	0	0	0	38 (64)	535 (904)
1.25- 1.50	0	0	1	7	3	3	2	0	0	0	0	0	0	0	0	0	0	0	16 (27)	551 (931)
1.50- 1.75	0	0	0	1	8	3	1	3	0	0	0	0	0	0	0	0	0	0	16 (27)	567 (958)
1.75- 2.00	0	0	1	0	4	5	2	1	0	0	1	0	0	0	0	0	0	0	14 (24)	581 (981)
2.00- 2.50	0	0	0	0	1	2	1	2	0	0	0	0	0	0	0	0	0	0	6 (10)	587 (992)
2.50- 3.00	0	0	0	0	1	0	0	0	0	0	1	0	0	0	0	0	0	0	2 (3)	589 (995)
3.00- 3.50	0	0	0	0	0	0	1	0	0	0	0	0	0	0	0	0	0	0	1 (2)	590 (997)
3.50- 4.00	0	0	0	0	0	0	2	0	0	0	0	0	0	0	0	0	0	0	2 (3)	592 (1000)
4.00- 4.50	0	0	0	0	0	0	0	0	0	0	0	0	0	0	0	0	0	0	0 (0)	592 (1000)
4.50- 5.00	0	0	0	0	0	0	0	0	0	0	0	0	0	0	0	0	0	0	0 (0)	592 (1000)
5.00- 5.50	0	0	0	0	0	0	0	0	0	0	0	0	0	0	0	0	0	0	0 (0)	592 (1000)
5.50- 6.00	0	0	0	0	0	0	0	0	0	0	0	0	0	0	0	0	0	0	0 (0)	592 (1000)
6.00- 6.50	0	0	0	0	0	0	0	0	0	0	0	0	0	0	0	0	0	0	0 (0)	592 (1000)
6.50- 7.00	0	0	0	0	0	0	0	0	0	0	0	0	0	0	0	0	0	0	0 (0)	592 (1000)
7.00- 8.00	0	0	0	0	0	0	0	0	0	0	0	0	0	0	0	0	0	0	0 (0)	592 (1000)
8.00- 9.00	0	0	0	0	0	0	0	0	0	0	0	0	0	0	0	0	0	0	0 (0)	592 (1000)
9.00-10.00	0	0	0	0	0	0	0	0	0	0	0	0	0	0	0	0	0	0	0 (0)	592 (1000)
10.00-11.00	0	0	0	0	0	0	0	0	0	0	0	0	0	0	0	0	0	0	0 (0)	592 (1000)
11.00-12.00	0	0	0	0	0	0	0	0	0	0	0	0	0	0	0	0	0	0	0 (0)	592 (1000)
12.00-	0	0	0	0	0	0	0	0	0	0	0	0	0	0	0	0	0	0	0 (0)	592 (1000)
TOTAL	240	63	88	79	51	37	18	10	2	1	3	0	0	0	0	0	0	0	592	592
(0.1%)	(405)	(106)	(149)	(133)	(86)	(63)	(30)	(17)	(3)	(2)	(5)	(0)	(0)	(0)	(0)	(0)	(0)	(0)	(1000)	(1000)
MICHO	240	303	391	470	521	558	576	586	588	589	592	592	592	592	592	592	592	592	592	592
(0.1%)	(405)	(512)	(660)	(794)	(880)	(943)	(973)	(990)	(993)	(995)	(1000)	(1000)	(1000)	(1000)	(1000)	(1000)	(1000)	(1000)	(1000)	(1000)

付表－5.32 c　紋別港　日平均有義波の波高・周期別度数分布表（夏季）

MONBETSU　KISYU　USH　KI HYO　75- 84　6- 8　DOSUU BUNPU HYO　H3 T3

H \ T	SEION	3- 4	4- 5	5- 6	6- 7	7- 8	8- 9	9-10	10-11	11-12	12-13	13-14	14-15	15-16	16-17	17-18	18-19	19-	TOTAL	MICHO
SEION	283	9	3	0	0	0	0	0	0	0	0	0	0	0	0	0	0	0	295 (382)	295 (382)
0.25- 0.50	17	27	48	32	14	6	1	0	0	0	0	0	0	0	0	0	0	0	145 (188)	440 (569)
0.50- 0.75	3	9	78	46	31	13	2	1	0	0	0	0	0	0	0	0	0	0	183 (237)	623 (806)
0.75- 1.00	0	1	18	28	17	8	1	2	1	0	0	0	0	0	0	0	0	0	76 (98)	699 (904)
1.00- 1.25	0	0	5	25	8	6	0	0	0	0	0	0	0	0	0	0	0	0	44 (57)	743 (961)
1.25- 1.50	0	0	0	7	7	1	0	0	0	0	0	0	0	0	0	0	0	0	15 (19)	758 (981)
1.50- 1.75	0	0	0	1	5	1	0	0	0	0	0	0	0	0	0	0	0	0	7 (9)	765 (990)
1.75- 2.00	0	0	0	1	2	0	2	0	0	0	0	0	0	0	0	0	0	0	5 (6)	770 (996)
2.00- 2.50	0	0	0	0	0	1	1	0	0	0	0	0	0	0	0	0	0	0	2 (3)	772 (999)
2.50- 3.00	0	0	0	0	0	1	0	0	0	0	0	0	0	0	0	0	0	0	1 (1)	773 (1000)
3.00- 3.50	0	0	0	0	0	0	0	0	0	0	0	0	0	0	0	0	0	0	0 (0)	773 (1000)
3.50- 4.00	0	0	0	0	0	0	0	0	0	0	0	0	0	0	0	0	0	0	0 (0)	773 (1000)
4.00- 4.50	0	0	0	0	0	0	0	0	0	0	0	0	0	0	0	0	0	0	0 (0)	773 (1000)
4.50- 5.00	0	0	0	0	0	0	0	0	0	0	0	0	0	0	0	0	0	0	0 (0)	773 (1000)
5.00- 5.50	0	0	0	0	0	0	0	0	0	0	0	0	0	0	0	0	0	0	0 (0)	773 (1000)
5.50- 6.00	0	0	0	0	0	0	0	0	0	0	0	0	0	0	0	0	0	0	0 (0)	773 (1000)
6.00- 6.50	0	0	0	0	0	0	0	0	0	0	0	0	0	0	0	0	0	0	0 (0)	773 (1000)
6.50- 7.00	0	0	0	0	0	0	0	0	0	0	0	0	0	0	0	0	0	0	0 (0)	773 (1000)
7.00- 8.00	0	0	0	0	0	0	0	0	0	0	0	0	0	0	0	0	0	0	0 (0)	773 (1000)
8.00- 9.00	0	0	0	0	0	0	0	0	0	0	0	0	0	0	0	0	0	0	0 (0)	773 (1000)
9.00-10.00	0	0	0	0	0	0	0	0	0	0	0	0	0	0	0	0	0	0	0 (0)	773 (1000)
10.00-11.00	0	0	0	0	0	0	0	0	0	0	0	0	0	0	0	0	0	0	0 (0)	773 (1000)
11.00-12.00	0	0	0	0	0	0	0	0	0	0	0	0	0	0	0	0	0	0	0 (0)	773 (1000)
12.00-	0	0	0	0	0	0	0	0	0	0	0	0	0	0	0	0	0	0	0 (0)	773 (1000)
TOTAL	303	46	152	140	84	37	7	3	1	0	0	0	0	0	0	0	0	0	773	773
(0.1%)	(392)	(60)	(197)	(181)	(109)	(48)	(9)	(4)	(1)	(0)	(0)	(0)	(0)	(0)	(0)	(0)	(0)	(0)	(1000)	(1000)
MICHO	303	349	501	641	725	762	769	772	773	773	773	773	773	773	773	773	773	773	773	773
(0.1%)	(392)	(451)	(648)	(829)	(938)	(986)	(995)	(999)	(1000)	(1000)	(1000)	(1000)	(1000)	(1000)	(1000)	(1000)	(1000)	(1000)	(1000)	(1000)

付表－5.32 d　紋別港　日平均有義波の波高・周期別度数分布表（秋季）

MONBETSU　KISYU　USW　KI HYO　75- 84　9- 11　DOSUU BUNPU HYO　H3 T3

H \ T	SEION	3- 4	4- 5	5- 6	6- 7	7- 8	8- 9	9-10	10-11	11-12	12-13	13-14	14-15	15-16	16-17	17-18	18-19	19-	TOTAL	MICHO
SEION	53	6	3	1	0	0	0	0	0	0	0	0	0	0	0	0	0	0	63 (73)	63 (73)
0.25- 0.50	8	17	31	14	19	9	3	1	1	0	0	0	0	0	0	0	0	0	103 (119)	166 (192)
0.50- 0.75	5	9	31	46	32	46	21	5	0	2	1	0	0	0	0	0	0	0	198 (229)	364 (422)
0.75- 1.00	0	2	15	44	47	24	30	9	5	2	0	0	0	0	0	0	0	0	178 (206)	542 (628)
1.00- 1.25	0	0	3	27	27	23	15	6	6	1	0	0	0	0	0	0	0	0	108 (125)	650 (753)
1.25- 1.50	0	0	0	17	24	16	8	10	2	2	0	0	0	0	0	0	0	0	79 (92)	729 (845)
1.50- 1.75	0	0	0	2	14	9	3	3	4	2	0	0	0	0	0	0	0	0	37 (43)	766 (888)
1.75- 2.00	0	0	0	0	7	7	5	5	4	0	0	0	0	0	0	0	0	0	28 (32)	794 (920)
2.00- 2.50	0	0	0	0	3	11	8	5	6	2	0	0	0	0	0	0	0	0	35 (41)	829 (961)
2.50- 3.00	0	0	0	0	0	2	4	3	4	1	0	0	0	0	0	0	0	0	14 (16)	843 (977)
3.00- 3.50	0	0	0	0	0	0	4	5	0	1	1	0	0	0	0	0	0	0	11 (13)	854 (990)
3.50- 4.00	0	0	0	0	0	0	0	2	0	2	0	0	0	0	0	0	0	0	4 (5)	858 (994)
4.00- 4.50	0	0	0	0	0	0	0	1	1	1	0	0	0	0	0	0	0	0	3 (3)	861 (998)
4.50- 5.00	0	0	0	0	0	0	0	1	0	0	0	0	0	0	0	0	0	0	1 (1)	862 (999)
5.00- 5.50	0	0	0	0	0	0	0	0	0	0	1	0	0	0	0	0	0	0	1 (1)	863 (1000)
5.50- 6.00	0	0	0	0	0	0	0	0	0	0	0	0	0	0	0	0	0	0	0 (0)	863 (1000)
6.00- 6.50	0	0	0	0	0	0	0	0	0	0	0	0	0	0	0	0	0	0	0 (0)	863 (1000)
6.50- 7.00	0	0	0	0	0	0	0	0	0	0	0	0	0	0	0	0	0	0	0 (0)	863 (1000)
7.00- 8.00	0	0	0	0	0	0	0	0	0	0	0	0	0	0	0	0	0	0	0 (0)	863 (1000)
8.00- 9.00	0	0	0	0	0	0	0	0	0	0	0	0	0	0	0	0	0	0	0 (0)	863 (1000)
9.00-10.00	0	0	0	0	0	0	0	0	0	0	0	0	0	0	0	0	0	0	0 (0)	863 (1000)
10.00-11.00	0	0	0	0	0	0	0	0	0	0	0	0	0	0	0	0	0	0	0 (0)	863 (1000)
11.00-12.00	0	0	0	0	0	0	0	0	0	0	0	0	0	0	0	0	0	0	0 (0)	863 (1000)
12.00-	0	0	0	0	0	0	0	0	0	0	0	0	0	0	0	0	0	0	0 (0)	863 (1000)
TOTAL	66	34	83	151	173	147	101	56	33	16	3	0	0	0	0	0	0	0	863	863
(0.1%)	(76)	(39)	(96)	(175)	(200)	(170)	(117)	(65)	(38)	(19)	(3)	(0)	(0)	(0)	(0)	(0)	(0)	(0)	(1000)	(1000)
MICHO	66	100	183	334	507	654	755	811	844	860	863	863	863	863	863	863	863	863	863	863
(0.1%)	(76)	(116)	(212)	(387)	(587)	(758)	(875)	(940)	(978)	(997)	(1000)	(1000)	(1000)	(1000)	(1000)	(1000)	(1000)	(1000)	(1000)	(1000)

付表－5.32 e　紋別港　日平均有義波の波高・周期別度数分布表（通年）

MONBETSU　　NEN HYO　　75- 1 - 84- 12　　DOSUU BUNPU HYO

H \ T	SEION	3- 4	4- 5	5- 6	KISYU 6- 7	7- 8	USW 8- 9	9-10	10-11	11-12	12-13	13-14	14-15	15-16	16-17	17-18	18-19	19-	H3 T3 TOTAL	MICHO
SEION	561	21	10	2	1	0	0	0	0	0	0	0	0	0	0	0	0	0	595	595
																			(210)	(210)
0.25- 0.50	84	77	105	64	42	27	7	2	1	0	0	0	0	0	0	0	0	0	409	1004
																			(144)	(354)
0.50- 0.75	16	40	161	134	90	81	38	18	5	3	1	0	1	0	0	0	0	0	588	1592
																			(207)	(562)
0.75- 1.00	0	15	71	113	93	56	42	21	8	3	1	0	0	0	0	0	0	0	423	2015
																			(149)	(711)
1.00- 1.25	0	2	23	92	60	44	30	16	9	2	0	0	0	0	0	0	0	0	278	2293
																			(98)	(809)
1.25- 1.50	0	0	1	44	55	34	22	14	5	2	0	0	0	0	0	0	0	0	177	2470
																			(62)	(871)
1.50- 1.75	0	0	0	12	43	23	13	14	7	3	0	0	0	0	0	0	0	0	115	2585
																			(41)	(912)
1.75- 2.00	0	0	1	1	18	21	21	18	7	0	1	0	0	0	0	0	0	0	88	2673
																			(31)	(943)
2.00- 2.50	0	0	0	0	9	30	19	13	10	6	1	0	0	0	0	0	0	0	88	2761
																			(31)	(974)
2.50- 3.00	0	0	0	0	2	6	4	8	5	2	1	0	0	0	0	0	0	0	28	2789
																			(10)	(984)
3.00- 3.50	0	0	0	0	0	0	11	7	3	2	1	0	0	0	0	0	0	0	24	2813
																			(8)	(992)
3.50- 4.00	0	0	0	0	0	0	5	4	0	3	1	0	0	0	0	0	0	0	13	2826
																			(5)	(997)
4.00- 4.50	0	0	0	0	0	0	0	3	2	1	0	0	0	0	0	0	0	0	6	2832
																			(2)	(999)
4.50- 5.00	0	0	0	0	0	0	0	1	0	1	0	0	0	0	0	0	0	0	2	2834
																			(1)	(1000)
5.00- 5.50	0	0	0	0	0	0	0	0	0	0	1	0	0	0	0	0	0	0	1	2835
																			(0)	(1000)
5.50- 6.00	0	0	0	0	0	0	0	0	0	0	0	0	0	0	0	0	0	0	0	2835
																			(0)	(1000)
6.00- 6.50	0	0	0	0	0	0	0	0	0	0	0	0	0	0	0	0	0	0	0	2835
																			(0)	(1000)
6.50- 7.00	0	0	0	0	0	0	0	0	0	0	0	0	0	0	0	0	0	0	0	2835
																			(0)	(1000)
7.00- 8.00	0	0	0	0	0	0	0	0	0	0	0	0	0	0	0	0	0	0	0	2835
																			(0)	(1000)
8.00- 9.00	0	0	0	0	0	0	0	0	0	0	0	0	0	0	0	0	0	0	0	2835
																			(0)	(1000)
9.00-10.00	0	0	0	0	0	0	0	0	0	0	0	0	0	0	0	0	0	0	0	2835
																			(0)	(1000)
10.00-11.00	0	0	0	0	0	0	0	0	0	0	0	0	0	0	0	0	0	0	0	2835
																			(0)	(1000)
11.00-12.00	0	0	0	0	0	0	0	0	0	0	0	0	0	0	0	0	0	0	0	2835
																			(0)	(1000)
12.00-	0	0	0	0	0	0	0	0	0	0	0	0	0	0	0	0	0	0	0	2835
																			(0)	(1000)
TOTAL	661	155	372	462	413	322	212	139	62	28	8	0	1	0	0	0	0	0	2835	2835
(0.1%)	(233)	(55)	(131)	(163)	(146)	(114)	(75)	(49)	(22)	(10)	(3)	(0)	(0)	(0)	(0)	(0)	(0)	(0)	(1000)	(1000)
MICHO	661	816	1188	1650	2063	2385	2597	2736	2798	2826	2834	2834	2835	2835	2835	2835	2835	2835	2835	2835
(0.1%)	(233)	(288)	(419)	(582)	(728)	(841)	(916)	(965)	(987)	(997)	(1000)	(1000)	(1000)	(1000)	(1000)	(1000)	(1000)	(1000)	(1000)	(1000)

付表－5.32 f　紋別港　日平均有義波の波高・周期別出現率表（通年）

MONBETSU　　NEN HYO　　75- 1 - 84- 12　　KITU BUNPU HYO

H \ T	SEION	3- 4	4- 5	5- 6	KISYU 6- 7	7- 8	USW 8- 9	9-10	10-11	11-12	12-13	13-14	14-15	15-16	16-17	17-18	18-19	19-	H3 T3 TOTAL	MICHO
SEION	19.8	0.7	0.4	0.1	0.0	0.	0.	0.	0.	0.	0.	0.	0.	0.	0.	0.	0.	0.	21.0	21.0
																			(595)	(595)
0.25- 0.50	3.0	2.7	3.7	2.3	1.5	1.0	0.2	0.1	0.0	0.	0.	0.	0.	0.	0.	0.	0.	0.	14.4	35.4
																			(409)	(1004)
0.50- 0.75	0.6	1.4	5.7	4.7	3.2	2.9	1.3	0.6	0.2	0.1	0.0	0.	0.0	0.	0.	0.	0.	0.	20.7	56.2
																			(588)	(1592)
0.75- 1.00	0.	0.5	2.5	4.0	3.3	2.0	1.5	0.7	0.3	0.1	0.0	0.	0.	0.	0.	0.	0.	0.	14.9	71.1
																			(423)	(2015)
1.00- 1.25	0.	0.1	0.8	3.2	2.1	1.6	1.1	0.6	0.3	0.1	0.	0.	0.	0.	0.	0.	0.	0.	9.8	80.9
																			(278)	(2293)
1.25- 1.50	0.	0.	0.0	1.6	1.9	1.2	0.8	0.5	0.2	0.1	0.	0.	0.	0.	0.	0.	0.	0.	6.2	87.1
																			(177)	(2470)
1.50- 1.75	0.	0.	0.	0.4	1.5	0.8	0.5	0.5	0.2	0.1	0.	0.	0.	0.	0.	0.	0.	0.	4.1	91.2
																			(115)	(2585)
1.75- 2.00	0.	0.	0.0	0.0	0.6	0.7	0.7	0.6	0.2	0.	0.0	0.	0.	0.	0.	0.	0.	0.	3.1	94.3
																			(88)	(2673)
2.00- 2.50	0.	0.	0.	0.	0.3	1.1	0.7	0.5	0.4	0.2	0.0	0.	0.	0.	0.	0.	0.	0.	3.1	97.4
																			(88)	(2761)
2.50- 3.00	0.	0.	0.	0.	0.1	0.2	0.1	0.3	0.2	0.1	0.0	0.	0.	0.	0.	0.	0.	0.	1.0	98.4
																			(28)	(2789)
3.00- 3.50	0.	0.	0.	0.	0.	0.	0.4	0.2	0.1	0.1	0.0	0.	0.	0.	0.	0.	0.	0.	0.8	99.2
																			(24)	(2813)
3.50- 4.00	0.	0.	0.	0.	0.	0.	0.2	0.1	0.	0.1	0.0	0.	0.	0.	0.	0.	0.	0.	0.5	99.7
																			(13)	(2826)
4.00- 4.50	0.	0.	0.	0.	0.	0.	0.	0.1	0.1	0.0	0.	0.	0.	0.	0.	0.	0.	0.	0.2	99.9
																			(6)	(2832)
4.50- 5.00	0.	0.	0.	0.	0.	0.	0.	0.0	0.	0.0	0.	0.	0.	0.	0.	0.	0.	0.	0.1	100.0
																			(2)	(2834)
5.00- 5.50	0.	0.	0.	0.	0.	0.	0.	0.	0.	0.	0.0	0.	0.	0.	0.	0.	0.	0.	0.0	100.0
																			(1)	(2835)
5.50- 6.00	0.	0.	0.	0.	0.	0.	0.	0.	0.	0.	0.	0.	0.	0.	0.	0.	0.	0.	0.	100.0
																			(0)	(2835)
6.00- 6.50	0.	0.	0.	0.	0.	0.	0.	0.	0.	0.	0.	0.	0.	0.	0.	0.	0.	0.	0.	100.0
																			(0)	(2835)
6.50- 7.00	0.	0.	0.	0.	0.	0.	0.	0.	0.	0.	0.	0.	0.	0.	0.	0.	0.	0.	0.	100.0
																			(0)	(2835)
7.00- 8.00	0.	0.	0.	0.	0.	0.	0.	0.	0.	0.	0.	0.	0.	0.	0.	0.	0.	0.	0.	100.0
																			(0)	(2835)
8.00- 9.00	0.	0.	0.	0.	0.	0.	0.	0.	0.	0.	0.	0.	0.	0.	0.	0.	0.	0.	0.	100.0
																			(0)	(2835)
9.00-10.00	0.	0.	0.	0.	0.	0.	0.	0.	0.	0.	0.	0.	0.	0.	0.	0.	0.	0.	0.	100.0
																			(0)	(2835)
10.00-11.00	0.	0.	0.	0.	0.	0.	0.	0.	0.	0.	0.	0.	0.	0.	0.	0.	0.	0.	0.	100.0
																			(0)	(2835)
11.00-12.00	0.	0.	0.	0.	0.	0.	0.	0.	0.	0.	0.	0.	0.	0.	0.	0.	0.	0.	0.	100.0
																			(0)	(2835)
12.00-	0.	0.	0.	0.	0.	0.	0.	0.	0.	0.	0.	0.	0.	0.	0.	0.	0.	0.	0.	100.0
																			(0)	(2835)
TOTAL	23.3	5.5	13.1	16.3	14.6	11.4	7.5	4.9	2.2	1.0	0.3	0.	0.0	0.	0.	0.	0.	0.	100.0	100.0
	661	155	372	462	413	322	212	139	62	28	8	0	1	0	0	0	0	0	2835	2835
MICHO	23.3	28.8	41.9	58.2	72.8	84.1	91.6	96.5	98.7	99.7	100.0	100.0	100.0	100.0	100.0	100.0	100.0	100.0	100.0	100.0
	661	816	1188	1650	2063	2385	2597	2736	2798	2826	2834	2834	2835	2835	2835	2835	2835	2835	2835	2835

付表－5.33 a　中城湾　日平均有義波の波高・周期別度数分布表（冬季）

NAKAGUSUKU　　KI HYO　　73- 84　12- 2　　SOSUU BUNPU HYO

T / H	SEION	3- 4	4- 5	5- 6	6- 7	KISYU 7- 8	USW 8- 9	9-10	10-11	11-12	12-13	13-14	14-15	15-16	16-17	17-18	18-19	19-	H3 T3 TOTAL	HICHO
SEION	0	0	0	0	0	0	0	0	0	0	0	0	0	0	0	0	0	0	0	0
																			(0)(	0)
0.25- 0.50	0	2	4	14	21	14	1	1	0	0	0	0	0	0	0	0	0	0	57	57
																			(71)(	71)
0.50- 0.75	0	0	2	45	99	77	14	5	0	0	0	0	0	0	0	0	0	0	242	299
																			(300)(	371)
0.75- 1.00	0	0	1	31	99	80	30	6	0	0	0	0	0	0	0	0	0	0	247	546
																			(306)(	677)
1.00- 1.25	0	0	0	17	40	55	18	6	0	0	0	0	0	0	0	0	0	0	136	682
																			(169)(	845)
1.25- 1.50	0	0	0	8	31	19	7	5	0	0	0	0	0	0	0	0	0	0	70	752
																			(87)(	932)
1.50- 1.75	0	0	0	3	11	9	4	2	1	0	0	0	0	0	0	0	0	0	30	782
																			(37)(	969)
1.75- 2.00	0	0	0	0	2	3	4	0	1	0	0	0	0	0	0	0	0	0	10	792
																			(12)(	981)
2.00- 2.50	0	0	0	1	1	5	5	1	0	0	0	0	0	0	0	0	0	0	13	805
																			(16)(	998)
2.50- 3.00	0	0	0	0	0	0	0	0	0	0	0	0	0	0	0	0	0	0	0	805
																			(0)(	998)
3.00- 3.50	0	0	0	0	0	1	0	1	0	0	0	0	0	0	0	0	0	0	2	807
																			(2)(1000)	
3.50- 4.00	0	0	0	0	0	0	0	0	0	0	0	0	0	0	0	0	0	0	0	807
																			(0)(1000)	
4.00- 4.50	0	0	0	0	0	0	0	0	0	0	0	0	0	0	0	0	0	0	0	807
																			(0)(1000)	
4.50- 5.00	0	0	0	0	0	0	0	0	0	0	0	0	0	0	0	0	0	0	0	807
																			(0)(1000)	
5.00- 5.50	0	0	0	0	0	0	0	0	0	0	0	0	0	0	0	0	0	0	0	807
																			(0)(1000)	
5.50- 6.00	0	0	0	0	0	0	0	0	0	0	0	0	0	0	0	0	0	0	0	807
																			(0)(1000)	
6.00- 6.50	0	0	0	0	0	0	0	0	0	0	0	0	0	0	0	0	0	0	0	807
																			(0)(1000)	
6.50- 7.00	0	0	0	0	0	0	0	0	0	0	0	0	0	0	0	0	0	0	0	807
																			(0)(1000)	
7.00- 8.00	0	0	0	0	0	0	0	0	0	0	0	0	0	0	0	0	0	0	0	807
																			(0)(1000)	
8.00- 9.00	0	0	0	0	0	0	0	0	0	0	0	0	0	0	0	0	0	0	0	807
																			(0)(1000)	
9.00-10.00	0	0	0	0	0	0	0	0	0	0	0	0	0	0	0	0	0	0	0	807
																			(0)(1000)	
10.00-11.00	0	0	0	0	0	0	0	0	0	0	0	0	0	0	0	0	0	0	0	807
																			(0)(1000)	
11.00-12.00	0	0	0	0	0	0	0	0	0	0	0	0	0	0	0	0	0	0	0	807
																			(0)(1000)	
12.00-	0	0	0	0	0	0	0	0	0	0	0	0	0	0	0	0	0	0	0	807
																			(0)(1000)	
TOTAL	0	2	7	119	304	263	83	27	2	0	0	0	0	0	0	0	0	0	807	807
(0.1%)	(0)(	2)(	9)(	147)(	377)(	326)(	103)(	33)(	2)(	0)(	0)(	0)(	0)(	0)(	0)(	0)(	0)(	0)(	(1000)	(1000)
HICHO	0	2	9	128	432	695	778	805	807	807	807	807	807	807	807	807	807	807	807	807
(0.1%)	(0)(	2)(	11)(	159)(	535)(	861)(	964)(	998)(	(1000)	(1000)	(1000)	(1000)	(1000)	(1000)	(1000)	(1000)	(1000)	(1000)	(1000)	(1000)

付表－5.33 b　中城湾　日平均有義波の波高・周期別度数分布表（春季）

NAKAGUSUKU　　KI HYO　　74- 84　3- 5　　SOSUU BUNPU HYO

T / H	SEION	3- 4	4- 5	5- 6	6- 7	KISYU 7- 8	USW 8- 9	9-10	10-11	11-12	12-13	13-14	14-15	15-16	16-17	17-18	18-19	19-	H3 T3 TOTAL	HICHO
SEION	0	0	0	0	0	0	0	0	0	0	0	0	0	0	0	0	0	0	0	0
																			(0)(	0)
0.25- 0.50	0	0	0	2	9	5	2	0	0	0	0	0	0	0	0	0	0	0	18	18
																			(21)(	21)
0.50- 0.75	0	0	1	26	81	107	49	5	1	0	0	0	0	0	0	0	0	0	270	288
																			(321)(	343)
0.75- 1.00	0	0	1	23	88	101	63	9	0	0	0	0	0	0	0	0	0	0	285	573
																			(339)(	682)
1.00- 1.25	0	0	0	15	28	41	26	7	2	0	0	0	0	0	0	0	0	0	119	692
																			(142)(	824)
1.25- 1.50	0	0	0	6	31	18	9	5	1	0	0	0	0	0	0	0	0	0	70	762
																			(83)(	907)
1.50- 1.75	0	0	0	1	9	19	6	2	0	0	0	0	0	0	0	0	0	0	37	799
																			(44)(	951)
1.75- 2.00	0	0	0	1	3	12	1	1	0	0	0	0	0	0	0	0	0	0	18	817
																			(21)(	973)
2.00- 2.50	0	0	0	0	1	9	6	1	3	0	0	0	0	0	0	0	0	0	20	837
																			(24)(	996)
2.50- 3.00	0	0	0	0	0	1	1	0	1	0	0	0	0	0	0	0	0	0	3	840
																			(4)(1000)	
3.00- 3.50	0	0	0	0	0	0	0	0	0	0	0	0	0	0	0	0	0	0	0	840
																			(0)(1000)	
3.50- 4.00	0	0	0	0	0	0	0	0	0	0	0	0	0	0	0	0	0	0	0	840
																			(0)(1000)	
4.00- 4.50	0	0	0	0	0	0	0	0	0	0	0	0	0	0	0	0	0	0	0	840
																			(0)(1000)	
4.50- 5.00	0	0	0	0	0	0	0	0	0	0	0	0	0	0	0	0	0	0	0	840
																			(0)(1000)	
5.00- 5.50	0	0	0	0	0	0	0	0	0	0	0	0	0	0	0	0	0	0	0	840
																			(0)(1000)	
5.50- 6.00	0	0	0	0	0	0	0	0	0	0	0	0	0	0	0	0	0	0	0	840
																			(0)(1000)	
6.00- 6.50	0	0	0	0	0	0	0	0	0	0	0	0	0	0	0	0	0	0	0	840
																			(0)(1000)	
6.50- 7.00	0	0	0	0	0	0	0	0	0	0	0	0	0	0	0	0	0	0	0	840
																			(0)(1000)	
7.00- 8.00	0	0	0	0	0	0	0	0	0	0	0	0	0	0	0	0	0	0	0	840
																			(0)(1000)	
8.00- 9.00	0	0	0	0	0	0	0	0	0	0	0	0	0	0	0	0	0	0	0	840
																			(0)(1000)	
9.00-10.00	0	0	0	0	0	0	0	0	0	0	0	0	0	0	0	0	0	0	0	840
																			(0)(1000)	
10.00-11.00	0	0	0	0	0	0	0	0	0	0	0	0	0	0	0	0	0	0	0	840
																			(0)(1000)	
11.00-12.00	0	0	0	0	0	0	0	0	0	0	0	0	0	0	0	0	0	0	0	840
																			(0)(1000)	
12.00-	0	0	0	0	0	0	0	0	0	0	0	0	0	0	0	0	0	0	0	840
																			(0)(1000)	
TOTAL	0	0	2	74	250	313	163	30	8	0	0	0	0	0	0	0	0	0	840	840
(0.1%)	(0)(	0)(	2)(	88)(	298)(	373)(	194)(	36)(	10)(	0)(	0)(	0)(	0)(	0)(	0)(	0)(	0)(	0)(	(1000)	(1000)
HICHO	0	0	2	76	326	639	802	832	840	840	840	840	840	840	840	840	840	840	840	840
(0.1%)	(0)(	0)(	2)(	90)(	388)(	761)(	955)(	990)(	(1000)	(1000)	(1000)	(1000)	(1000)	(1000)	(1000)	(1000)	(1000)	(1000)	(1000)	(1000)

付表－5.33 c　中城湾　日平均有義波の波高・周期別度数分布表（夏季）

NAKAGUSUKU　KISYU　USW　KI　HYO　74- 84　6- 8　DOSUU BUNPU HYO　H3　T3

H \ T	SEION	3- 4	4- 5	5- 6	6- 7	7- 8	8- 9	9-10	10-11	11-12	12-13	13-14	14-15	15-16	16-17	17-18	18-19	19-	TOTAL	HICHO
SEION	3	0	0	0	0	0	0	0	0	0	0	0	0	0	0	0	0	0	3 (3)	3 (3)
0.25- 0.50	0	0	8	21	47	32	20	2	0	0	0	0	0	0	0	0	0	0	130 (149)	133 (153)
0.50- 0.75	0	0	3	59	92	65	36	8	2	0	0	0	0	0	0	0	0	0	265 (305)	398 (457)
0.75- 1.00	0	0	3	29	53	49	12	8	3	1	0	0	0	0	0	0	0	0	158 (182)	556 (639)
1.00- 1.25	0	0	0	11	43	34	7	6	0	0	0	0	0	0	0	0	0	0	101 (116)	657 (755)
1.25- 1.50	0	0	0	3	24	20	9	1	2	0	0	0	0	0	0	0	0	0	59 (68)	716 (823)
1.50- 1.75	0	0	0	1	7	14	4	3	5	1	0	0	0	0	0	0	0	0	35 (40)	751 (863)
1.75- 2.00	0	0	0	0	4	12	5	2	2	0	0	0	0	0	0	0	0	0	25 (29)	776 (892)
2.00- 2.50	0	0	0	0	6	14	11	3	3	2	0	0	0	0	0	0	0	0	39 (45)	815 (937)
2.50- 3.00	0	0	0	0	0	4	11	4	3	1	0	0	0	0	0	0	0	0	23 (26)	838 (963)
3.00- 3.50	0	0	0	0	0	2	6	4	0	0	1	0	0	0	0	0	0	0	13 (15)	851 (978)
3.50- 4.00	0	0	0	0	0	0	0	2	2	0	1	0	0	0	0	0	0	0	5 (6)	856 (984)
4.00- 4.50	0	0	0	0	0	0	0	2	1	0	1	1	0	0	0	0	0	0	5 (6)	861 (990)
4.50- 5.00	0	0	0	0	0	0	0	0	0	4	0	0	0	0	0	0	0	0	4 (5)	865 (994)
5.00- 5.50	0	0	0	0	0	0	0	1	0	0	0	0	0	0	0	0	0	0	1 (1)	866 (995)
5.50- 6.00	0	0	0	0	0	0	0	0	1	1	0	0	0	0	0	0	0	0	2 (2)	868 (998)
6.00- 6.50	0	0	0	0	0	0	0	0	1	0	0	0	0	0	0	0	0	0	1 (1)	869 (999)
6.50- 7.00	0	0	0	0	0	0	0	0	0	0	0	0	0	0	0	0	0	0	0 (0)	869 (999)
7.00- 8.00	0	0	0	0	0	0	0	0	0	0	1	0	0	0	0	0	0	0	1 (1)	870 (1000)
8.00- 9.00	0	0	0	0	0	0	0	0	0	0	0	0	0	0	0	0	0	0	0 (0)	870 (1000)
9.00-10.00	0	0	0	0	0	0	0	0	0	0	0	0	0	0	0	0	0	0	0 (0)	870 (1000)
10.00-11.00	0	0	0	0	0	0	0	0	0	0	0	0	0	0	0	0	0	0	0 (0)	870 (1000)
11.00-12.00	0	0	0	0	0	0	0	0	0	0	0	0	0	0	0	0	0	0	0 (0)	870 (1000)
12.00-	0	0	0	0	0	0	0	0	0	0	0	0	0	0	0	0	0	0	0 (0)	870 (1000)
TOTAL	3	0	14	124	276	246	121	46	25	10	4	1	0	0	0	0	0	0	870	870
(0.1%)	3	0	16	143	317	283	139	53	29	11	5	1	0	0	0	0	0	0	1000	1000
HICHO	3	3	17	141	417	663	784	830	855	865	869	870	870	870	870	870	870	870	870	870
(0.1%)	3	3	20	162	479	762	901	954	983	994	999	1000	1000	1000	1000	1000	1000	1000	1000	1000

付表－5.33 d　中城湾　日平均有義波の波高・周期別度数分布表（秋季）

NAKAGUSUKU　KISYU　USW　KI　HYO　73- 84　9- 11　DOSUU BUNPU HYO　H3　T3

H \ T	SEION	3- 4	4- 5	5- 6	6- 7	7- 8	8- 9	9-10	10-11	11-12	12-13	13-14	14-15	15-16	16-17	17-18	18-19	19-	TOTAL	HICHO
SEION	13	0	0	0	0	0	0	0	0	0	0	0	0	0	0	0	0	0	13 (17)	13 (17)
0.25- 0.50	0	0	2	8	11	9	11	1	0	0	0	0	0	0	0	0	0	0	42 (56)	55 (73)
0.50- 0.75	0	0	1	19	26	52	23	6	0	0	0	0	0	0	0	0	0	0	127 (170)	182 (243)
0.75- 1.00	0	0	3	12	40	53	22	6	3	0	0	0	0	0	0	0	0	0	139 (186)	321 (429)
1.00- 1.25	0	0	0	14	37	38	25	12	5	0	0	0	0	0	0	0	0	0	131 (175)	452 (603)
1.25- 1.50	0	0	0	0	24	34	20	6	3	4	1	0	0	0	0	0	0	0	92 (123)	544 (726)
1.50- 1.75	0	0	0	1	9	23	11	5	3	1	1	0	0	0	0	0	0	0	54 (72)	598 (798)
1.75- 2.00	0	0	0	0	7	10	16	10	3	3	1	0	0	0	0	0	0	0	50 (67)	648 (865)
2.00- 2.50	0	0	0	0	4	16	21	10	7	2	0	0	0	0	0	0	0	0	60 (80)	708 (945)
2.50- 3.00	0	0	0	0	0	3	6	4	5	4	2	0	0	0	0	0	0	0	24 (32)	732 (977)
3.00- 3.50	0	0	0	0	0	0	1	5	2	2	0	0	0	0	0	0	0	0	10 (13)	742 (991)
3.50- 4.00	0	0	0	0	0	0	0	0	0	0	0	0	0	0	0	0	0	0	0 (0)	742 (991)
4.00- 4.50	0	0	0	0	0	0	0	2	0	0	1	0	0	0	0	0	0	0	3 (4)	745 (995)
4.50- 5.00	0	0	0	0	0	0	0	0	1	0	0	1	0	0	0	0	0	0	2 (3)	747 (997)
5.00- 5.50	0	0	0	0	0	0	0	0	0	0	0	0	0	0	0	0	0	0	0 (0)	747 (997)
5.50- 6.00	0	0	0	0	0	0	0	0	1	1	0	0	0	0	0	0	0	0	2 (3)	749 (1000)
6.00- 6.50	0	0	0	0	0	0	0	0	0	0	0	0	0	0	0	0	0	0	0 (0)	749 (1000)
6.50- 7.00	0	0	0	0	0	0	0	0	0	0	0	0	0	0	0	0	0	0	0 (0)	749 (1000)
7.00- 8.00	0	0	0	0	0	0	0	0	0	0	0	0	0	0	0	0	0	0	0 (0)	749 (1000)
8.00- 9.00	0	0	0	0	0	0	0	0	0	0	0	0	0	0	0	0	0	0	0 (0)	749 (1000)
9.00-10.00	0	0	0	0	0	0	0	0	0	0	0	0	0	0	0	0	0	0	0 (0)	749 (1000)
10.00-11.00	0	0	0	0	0	0	0	0	0	0	0	0	0	0	0	0	0	0	0 (0)	749 (1000)
11.00-12.00	0	0	0	0	0	0	0	0	0	0	0	0	0	0	0	0	0	0	0 (0)	749 (1000)
12.00-	0	0	0	0	0	0	0	0	0	0	0	0	0	0	0	0	0	0	0 (0)	749 (1000)
TOTAL	13	0	6	54	158	238	156	67	33	17	6	1	0	0	0	0	0	0	749	749
(0.1%)	17	0	8	72	211	318	208	89	44	23	8	1	0	0	0	0	0	0	1000	1000
HICHO	13	13	19	73	231	469	625	692	725	742	748	749	749	749	749	749	749	749	749	749
(0.1%)	17	17	25	97	308	626	834	924	968	991	999	1000	1000	1000	1000	1000	1000	1000	1000	1000

付表－5.33 e　中城湾　日平均有義波の波高・周期別度数分布表（通年）

NAKAGUSUKU　　KISYU　USW　HEN HYO　73- 11 - 84- 12　DOSUU BUNPU HYO　H3 T3

H \ T	SEION	3- 4	4- 5	5- 6	6- 7	7- 8	8- 9	9-10	10-11	11-12	12-13	13-14	14-15	15-16	16-17	17-18	18-19	19-	TOTAL	HICHO
SEION	16	0	0	0	0	0	0	0	0	0	0	0	0	0	0	0	0	0	16 (5)	16 (5)
0.25- 0.50	0	2	14	45	88	60	34	4	0	0	0	0	0	0	0	0	0	0	247 (75)	263 (80)
0.50- 0.75	0	0	7	151	299	301	122	24	3	0	0	0	0	0	0	0	0	0	907 (275)	1170 (355)
0.75- 1.00	0	0	8	96	283	283	129	29	6	1	0	0	0	0	0	0	0	0	835 (253)	2005 (608)
1.00- 1.25	0	0	0	58	149	171	76	33	7	0	0	0	0	0	0	0	0	0	494 (150)	2499 (758)
1.25- 1.50	0	0	0	17	113	92	45	19	6	4	1	0	0	0	0	0	0	0	297 (90)	2796 (848)
1.50- 1.75	0	0	0	6	38	67	25	12	9	2	1	0	0	0	0	0	0	0	160 (49)	2956 (897)
1.75- 2.00	0	0	0	1	16	38	26	14	6	3	1	0	0	0	0	0	0	0	105 (32)	3061 (928)
2.00- 2.50	0	0	0	1	12	44	43	15	13	4	0	0	0	0	0	0	0	0	132 (40)	3193 (968)
2.50- 3.00	0	0	0	0	0	9	19	8	9	5	2	0	0	0	0	0	0	0	52 (16)	3245 (984)
3.00- 3.50	0	0	0	0	0	3	7	11	2	2	1	0	0	0	0	0	0	0	26 (8)	3271 (992)
3.50- 4.00	0	0	0	0	0	0	0	2	2	0	1	0	0	0	0	0	0	0	5 (2)	3276 (994)
4.00- 4.50	0	0	0	0	0	0	0	4	1	0	2	1	0	0	0	0	0	0	8 (2)	3284 (996)
4.50- 5.00	0	0	0	0	0	0	0	0	1	4	0	1	0	0	0	0	0	0	6 (2)	3290 (998)
5.00- 5.50	0	0	0	0	0	0	0	1	0	0	0	0	0	0	0	0	0	0	1 (0)	3291 (998)
5.50- 6.00	0	0	0	0	0	0	0	0	2	2	0	0	0	0	0	0	0	0	4 (1)	3295 (999)
6.00- 6.50	0	0	0	0	0	0	0	0	1	0	0	0	0	0	0	0	0	0	1 (0)	3296 (1000)
6.50- 7.00	0	0	0	0	0	0	0	0	0	0	0	0	0	0	0	0	0	0	0 (0)	3296 (1000)
7.00- 8.00	0	0	0	0	0	0	0	0	0	0	1	0	0	0	0	0	0	0	1 (0)	3297 (1000)
8.00- 9.00	0	0	0	0	0	0	0	0	0	0	0	0	0	0	0	0	0	0	0 (0)	3297 (1000)
9.00-10.00	0	0	0	0	0	0	0	0	0	0	0	0	0	0	0	0	0	0	0 (0)	3297 (1000)
10.00-11.00	0	0	0	0	0	0	0	0	0	0	0	0	0	0	0	0	0	0	0 (0)	3297 (1000)
11.00-12.00	0	0	0	0	0	0	0	0	0	0	0	0	0	0	0	0	0	0	0 (0)	3297 (1000)
12.00-	0	0	0	0	0	0	0	0	0	0	0	0	0	0	0	0	0	0	0 (0)	3297 (1000)
TOTAL	16	2	29	375	998	1068	526	176	68	27	10	2	0	0	0	0	0	0	3297	3297
(0.1%)	(5)	(1)	(9)	(114)	(303)	(324)	(160)	(53)	(21)	(8)	(3)	(1)	(0)	(0)	(0)	(0)	(0)	(0)	(1000)	(1000)
HICHO	16	18	47	422	1420	2488	3014	3190	3258	3285	3295	3297	3297	3297	3297	3297	3297	3297	3297	3297
(0.1%)	(5)	(5)	(14)	(128)	(431)	(755)	(914)	(968)	(988)	(996)	(999)	(1000)	(1000)	(1000)	(1000)	(1000)	(1000)	(1000)	(1000)	(1000)

付表－5.33 f　中城湾　日平均有義波の波高・周期別出現率表（通年）

NAKAGUSUKU　　KISYU　USW　HEN HYO　73- 11 - 84- 12　RITU BUNPU HYO　H3 T3

H \ T	SEION	3- 4	4- 5	5- 6	6- 7	7- 8	8- 9	9-10	10-11	11-12	12-13	13-14	14-15	15-16	16-17	17-18	18-19	19-	TOTAL	HICHO
SEION	0.5	0.	0.	0.	0.	0.	0.	0.	0.	0.	0.	0.	0.	0.	0.	0.	0.	0.	0.5 (16)	0.5 (16)
0.25- 0.50	0.	0.1	0.4	1.4	2.7	1.8	1.0	0.1	0.	0.	0.	0.	0.	0.	0.	0.	0.	0.	7.5 (247)	8.0 (263)
0.50- 0.75	0.	0.	0.2	4.6	9.1	9.1	3.7	0.7	0.1	0.	0.	0.	0.	0.	0.	0.	0.	0.	27.5 (907)	35.5 (1170)
0.75- 1.00	0.	0.	0.2	2.9	8.6	8.6	3.9	0.9	0.2	0.0	0.	0.	0.	0.	0.	0.	0.	0.	25.3 (835)	60.8 (2005)
1.00- 1.25	0.	0.	0.	1.8	4.5	5.2	2.3	1.0	0.2	0.	0.	0.	0.	0.	0.	0.	0.	0.	15.0 (494)	75.8 (2499)
1.25- 1.50	0.	0.	0.	0.5	3.4	2.8	1.4	0.6	0.2	0.1	0.0	0.	0.	0.	0.	0.	0.	0.	9.0 (297)	84.8 (2796)
1.50- 1.75	0.	0.	0.	0.2	1.2	2.0	0.8	0.4	0.3	0.1	0.0	0.	0.	0.	0.	0.	0.	0.	4.9 (160)	89.7 (2956)
1.75- 2.00	0.	0.	0.	0.0	0.5	1.2	0.8	0.4	0.2	0.1	0.0	0.	0.	0.	0.	0.	0.	0.	3.2 (105)	92.8 (3061)
2.00- 2.50	0.	0.	0.	0.0	0.4	1.3	1.3	0.5	0.4	0.1	0.	0.	0.	0.	0.	0.	0.	0.	4.0 (132)	96.8 (3193)
2.50- 3.00	0.	0.	0.	0.	0.	0.3	0.6	0.2	0.3	0.2	0.1	0.	0.	0.	0.	0.	0.	0.	1.6 (52)	98.4 (3245)
3.00- 3.50	0.	0.	0.	0.	0.	0.1	0.2	0.3	0.1	0.1	0.0	0.	0.	0.	0.	0.	0.	0.	0.8 (26)	99.2 (3271)
3.50- 4.00	0.	0.	0.	0.	0.	0.	0.	0.1	0.1	0.	0.0	0.	0.	0.	0.	0.	0.	0.	0.2 (5)	99.4 (3276)
4.00- 4.50	0.	0.	0.	0.	0.	0.	0.	0.1	0.0	0.	0.1	0.0	0.	0.	0.	0.	0.	0.	0.2 (8)	99.6 (3284)
4.50- 5.00	0.	0.	0.	0.	0.	0.	0.	0.	0.0	0.1	0.	0.0	0.	0.	0.	0.	0.	0.	0.2 (6)	99.8 (3290)
5.00- 5.50	0.	0.	0.	0.	0.	0.	0.	0.0	0.	0.	0.	0.	0.	0.	0.	0.	0.	0.	0.0 (1)	99.8 (3291)
5.50- 6.00	0.	0.	0.	0.	0.	0.	0.	0.	0.1	0.1	0.	0.	0.	0.	0.	0.	0.	0.	0.1 (4)	99.9 (3295)
6.00- 6.50	0.	0.	0.	0.	0.	0.	0.	0.	0.0	0.	0.	0.	0.	0.	0.	0.	0.	0.	0.0 (1)	100.0 (3296)
6.50- 7.00	0.	0.	0.	0.	0.	0.	0.	0.	0.	0.	0.	0.	0.	0.	0.	0.	0.	0.	0. (0)	100.0 (3296)
7.00- 8.00	0.	0.	0.	0.	0.	0.	0.	0.	0.	0.	0.0	0.	0.	0.	0.	0.	0.	0.	0.0 (1)	100.0 (3297)
8.00- 9.00	0.	0.	0.	0.	0.	0.	0.	0.	0.	0.	0.	0.	0.	0.	0.	0.	0.	0.	0. (0)	100.0 (3297)
9.00-10.00	0.	0.	0.	0.	0.	0.	0.	0.	0.	0.	0.	0.	0.	0.	0.	0.	0.	0.	0. (0)	100.0 (3297)
10.00-11.00	0.	0.	0.	0.	0.	0.	0.	0.	0.	0.	0.	0.	0.	0.	0.	0.	0.	0.	0. (0)	100.0 (3297)
11.00-12.00	0.	0.	0.	0.	0.	0.	0.	0.	0.	0.	0.	0.	0.	0.	0.	0.	0.	0.	0. (0)	100.0 (3297)
12.00-	0.	0.	0.	0.	0.	0.	0.	0.	0.	0.	0.	0.	0.	0.	0.	0.	0.	0.	0. (0)	100.0 (3297)
TOTAL	0.5	0.1	0.9	11.4	30.3	32.4	16.0	5.3	2.1	0.8	0.3	0.1	0.	0.	0.	0.	0.	0.	100.0	100.0
	16	2	29	375	998	1068	526	176	68	27	10	2	0	0	0	0	0	0	3297	3297
HICHO	0.5	0.5	1.4	12.8	43.1	75.5	91.4	96.8	98.8	99.6	99.9	100.0	100.0	100.0	100.0	100.0	100.0	100.0	100.0	100.0
	16	18	47	422	1420	2488	3014	3190	3258	3285	3295	3297	3297	3297	3297	3297	3297	3297	3297	3297

付表－5.34 a　那覇港　日平均有義波の波高・周期別度数分布表（冬季）

NAHA　　KISYU　　USW　　KI　HYO　　73- 84　12- 2　　DOSUU BUNPU HYO

H \ T	SEION	3- 4	4- 5	5- 6	6- 7	7- 8	8- 9	9-10	10-11	11-12	12-13	13-14	14-15	15-16	16-17	17-18	18-19	19-	H3	T3 TOTAL	MICHO
SEION	21	2	0	0	0	1	0	0	0	0	0	0	0	0	0	0	0	0	0	24 (24)	24 (26)
0.25- 0.50	3	7	22	41	12	2	1	0	0	0	0	0	0	0	0	0	0	0	0	88 (95)	112 (121)
0.50- 0.75	0	2	24	53	49	7	0	0	0	0	0	0	0	0	0	0	0	0	0	135 (146)	247 (267)
0.75- 1.00	1	2	6	35	56	16	0	0	0	0	0	0	0	0	0	0	0	0	0	116 (125)	363 (392)
1.00- 1.25	0	1	3	31	47	22	4	0	0	0	0	0	0	0	0	0	0	0	0	108 (117)	471 (509)
1.25- 1.50	0	0	0	7	50	35	3	0	0	0	0	0	0	0	0	0	0	0	0	95 (103)	566 (612)
1.50- 1.75	0	0	0	6	27	40	17	0	0	0	0	0	0	0	0	0	0	0	0	90 (97)	656 (709)
1.75- 2.00	0	0	0	0	19	41	16	1	0	0	0	0	0	0	0	0	0	0	0	77 (83)	733 (792)
2.00- 2.50	0	0	0	0	5	61	35	4	0	0	0	0	0	0	0	0	0	0	0	105 (114)	838 (906)
2.50- 3.00	0	0	0	0	1	17	27	6	0	0	0	0	0	0	0	0	0	0	0	51 (55)	889 (961)
3.00- 3.50	0	0	0	0	0	1	17	4	0	0	0	0	0	0	0	0	0	0	0	22 (24)	911 (985)
3.50- 4.00	0	0	0	0	0	0	2	7	3	0	0	0	0	0	0	0	0	0	0	12 (13)	923 (998)
4.00- 4.50	0	0	0	0	0	0	0	2	0	0	0	0	0	0	0	0	0	0	0	2 (2)	925 (1000)
4.50- 5.00	0	0	0	0	0	0	0	0	0	0	0	0	0	0	0	0	0	0	0	0 (0)	925 (1000)
5.00- 5.50	0	0	0	0	0	0	0	0	0	0	0	0	0	0	0	0	0	0	0	0 (0)	925 (1000)
5.50- 6.00	0	0	0	0	0	0	0	0	0	0	0	0	0	0	0	0	0	0	0	0 (0)	925 (1000)
6.00- 6.50	0	0	0	0	0	0	0	0	0	0	0	0	0	0	0	0	0	0	0	0 (0)	925 (1000)
6.50- 7.00	0	0	0	0	0	0	0	0	0	0	0	0	0	0	0	0	0	0	0	0 (0)	925 (1000)
7.00- 8.00	0	0	0	0	0	0	0	0	0	0	0	0	0	0	0	0	0	0	0	0 (0)	925 (1000)
8.00- 9.00	0	0	0	0	0	0	0	0	0	0	0	0	0	0	0	0	0	0	0	0 (0)	925 (1000)
9.00-10.00	0	0	0	0	0	0	0	0	0	0	0	0	0	0	0	0	0	0	0	0 (0)	925 (1000)
10.00-11.00	0	0	0	0	0	0	0	0	0	0	0	0	0	0	0	0	0	0	0	0 (0)	925 (1000)
11.00-12.00	0	0	0	0	0	0	0	0	0	0	0	0	0	0	0	0	0	0	0	0 (0)	925 (1000)
12.00-	0	0	0	0	0	0	0	0	0	0	0	0	0	0	0	0	0	0	0	0 (0)	925 (1000)
TOTAL	25	14	55	173	266	243	122	24	3	0	0	0	0	0	0	0	0	0	0	925	925
(0.1%)	(27)	(15)	(59)	(187)	(288)	(263)	(132)	(26)	(3)	(0)	(0)	(0)	(0)	(0)	(0)	(0)	(0)	(0)	(0)	(1000)	(1000)
MICHO	25	39	94	267	533	776	898	922	925	925	925	925	925	925	925	925	925	925	925	925	925
(0.1%)	(27)	(42)	(102)	(289)	(576)	(839)	(971)	(997)	(1000)	(1000)	(1000)	(1000)	(1000)	(1000)	(1000)	(1000)	(1000)	(1000)	(1000)	(1000)	(1000)

付表－5.34 b　那覇港　日平均有義波の波高・周期別度数分布表（春季）

NAHA　　KISYU　　USW　　KI　HYO　　74- 84　3- 5　　DOSUU BUNPU HYO

H \ T	SEION	3- 4	4- 5	5- 6	6- 7	7- 8	8- 9	9-10	10-11	11-12	12-13	13-14	14-15	15-16	16-17	17-18	18-19	19-	H3	T3 TOTAL	MICHO
SEION	51	7	16	0	2	0	0	0	0	0	0	0	0	0	0	0	0	0	0	76 (90)	76 (90)
0.25- 0.50	7	18	88	77	11	1	0	0	0	0	0	0	0	0	0	0	0	0	0	202 (239)	278 (329)
0.50- 0.75	0	2	44	109	40	2	0	0	0	0	0	0	0	0	0	0	0	0	0	197 (233)	475 (562)
0.75- 1.00	0	1	6	54	46	17	1	0	0	0	0	0	0	0	0	0	0	0	0	125 (148)	600 (710)
1.00- 1.25	0	0	2	24	40	15	3	0	0	0	0	0	0	0	0	0	0	0	0	84 (99)	684 (809)
1.25- 1.50	0	0	0	8	21	21	4	0	0	0	0	0	0	0	0	0	0	0	0	54 (64)	738 (873)
1.50- 1.75	0	0	0	1	15	12	5	0	0	0	0	0	0	0	0	0	0	0	0	33 (39)	771 (912)
1.75- 2.00	0	0	0	1	9	20	6	1	0	0	0	0	0	0	0	0	0	0	0	37 (44)	808 (956)
2.00- 2.50	0	0	0	0	2	13	5	0	0	0	0	0	0	0	0	0	0	0	0	20 (24)	828 (980)
2.50- 3.00	0	0	0	0	1	3	4	4	0	0	0	0	0	0	0	0	0	0	0	12 (14)	840 (994)
3.00- 3.50	0	0	0	0	0	1	2	1	0	0	0	0	0	0	0	0	0	0	0	4 (5)	844 (999)
3.50- 4.00	0	0	0	0	0	0	0	1	0	0	0	0	0	0	0	0	0	0	0	1 (1)	845 (1000)
4.00- 4.50	0	0	0	0	0	0	0	0	0	0	0	0	0	0	0	0	0	0	0	0 (0)	845 (1000)
4.50- 5.00	0	0	0	0	0	0	0	0	0	0	0	0	0	0	0	0	0	0	0	0 (0)	845 (1000)
5.00- 5.50	0	0	0	0	0	0	0	0	0	0	0	0	0	0	0	0	0	0	0	0 (0)	845 (1000)
5.50- 6.00	0	0	0	0	0	0	0	0	0	0	0	0	0	0	0	0	0	0	0	0 (0)	845 (1000)
6.00- 6.50	0	0	0	0	0	0	0	0	0	0	0	0	0	0	0	0	0	0	0	0 (0)	845 (1000)
6.50- 7.00	0	0	0	0	0	0	0	0	0	0	0	0	0	0	0	0	0	0	0	0 (0)	845 (1000)
7.00- 8.00	0	0	0	0	0	0	0	0	0	0	0	0	0	0	0	0	0	0	0	0 (0)	845 (1000)
8.00- 9.00	0	0	0	0	0	0	0	0	0	0	0	0	0	0	0	0	0	0	0	0 (0)	845 (1000)
9.00-10.00	0	0	0	0	0	0	0	0	0	0	0	0	0	0	0	0	0	0	0	0 (0)	845 (1000)
10.00-11.00	0	0	0	0	0	0	0	0	0	0	0	0	0	0	0	0	0	0	0	0 (0)	845 (1000)
11.00-12.00	0	0	0	0	0	0	0	0	0	0	0	0	0	0	0	0	0	0	0	0 (0)	845 (1000)
12.00-	0	0	0	0	0	0	0	0	0	0	0	0	0	0	0	0	0	0	0	0 (0)	845 (1000)
TOTAL	58	28	156	274	187	105	30	7	0	0	0	0	0	0	0	0	0	0	0	845	845
(0.1%)	(69)	(33)	(185)	(324)	(221)	(124)	(36)	(8)	(0)	(0)	(0)	(0)	(0)	(0)	(0)	(0)	(0)	(0)	(0)	(1000)	(1000)
MICHO	58	86	242	516	703	808	838	845	845	845	845	845	845	845	845	845	845	845	845	845	845
(0.1%)	(69)	(102)	(286)	(611)	(832)	(956)	(992)	(1000)	(1000)	(1000)	(1000)	(1000)	(1000)	(1000)	(1000)	(1000)	(1000)	(1000)	(1000)	(1000)	(1000)

付表－5.34 c　那覇港　日平均有義波の波高・周期別度数分布表（夏季）

NAHA　　KISYU　USW　KI　HYO　73- 84　6- 8　DOSUU BUNPU HYO

H \ T	SEION	3- 4	4- 5	5- 6	6- 7	7- 8	8- 9	9-10	10-11	11-12	12-13	13-14	14-15	15-16	16-17	17-18	18-19	19-	H3	T3 TOTAL	MICHO
SEION	84	7	18	9	1	0	0	0	0	0	0	0	0	0	0	0	0	0		119	119
																				(140)	(140)
0.25- 0.50	3	11	89	106	42	9	0	1	0	0	0	0	0	0	0	0	0	0		261	380
																				(306)	(465)
0.50- 0.75	0	0	27	87	54	20	12	2	0	0	0	0	0	0	0	0	0	0		202	582
																				(237)	(682)
0.75- 1.00	0	0	5	47	52	17	6	2	0	0	0	0	0	0	0	0	0	0		129	711
																				(151)	(834)
1.00- 1.25	0	0	2	10	28	12	11	3	1	0	0	0	0	0	0	0	0	0		67	778
																				(79)	(912)
1.25- 1.50	0	0	0	4	8	6	9	2	1	1	0	0	0	0	0	0	0	0		31	809
																				(36)	(948)
1.50- 1.75	0	0	0	1	3	0	3	0	1	1	1	0	0	0	0	0	0	0		10	819
																				(12)	(960)
1.75- 2.00	0	0	0	0	0	4	5	1	1	0	0	0	0	0	0	0	0	0		11	830
																				(13)	(973)
2.00- 2.50	0	0	0	0	4	1	5	2	0	0	0	0	0	0	0	0	0	0		12	842
																				(14)	(987)
2.50- 3.00	0	0	0	0	1	3	1	3	0	0	0	0	0	0	0	0	0	0		8	850
																				(9)	(996)
3.00- 3.50	0	0	0	0	0	1	0	0	0	0	0	0	0	0	0	0	0	0		1	851
																				(1)	(998)
3.50- 4.00	0	0	0	0	0	0	0	1	1	0	0	0	0	0	0	0	0	0		2	853
																				(2)	(1000)
4.00- 4.50	0	0	0	0	0	0	0	0	0	0	0	0	0	0	0	0	0	0		0	853
																				(0)	(1000)
4.50- 5.00	0	0	0	0	0	0	0	0	0	0	0	0	0	0	0	0	0	0		0	853
																				(0)	(1000)
5.00- 5.50	0	0	0	0	0	0	0	0	0	0	0	0	0	0	0	0	0	0		0	853
																				(0)	(1000)
5.50- 6.00	0	0	0	0	0	0	0	0	0	0	0	0	0	0	0	0	0	0		0	853
																				(0)	(1000)
6.00- 6.50	0	0	0	0	0	0	0	0	0	0	0	0	0	0	0	0	0	0		0	853
																				(0)	(1000)
6.50- 7.00	0	0	0	0	0	0	0	0	0	0	0	0	0	0	0	0	0	0		0	853
																				(0)	(1000)
7.00- 8.00	0	0	0	0	0	0	0	0	0	0	0	0	0	0	0	0	0	0		0	853
																				(0)	(1000)
8.00- 9.00	0	0	0	0	0	0	0	0	0	0	0	0	0	0	0	0	0	0		0	853
																				(0)	(1000)
9.00-10.00	0	0	0	0	0	0	0	0	0	0	0	0	0	0	0	0	0	0		0	853
																				(0)	(1000)
10.00-11.00	0	0	0	0	0	0	0	0	0	0	0	0	0	0	0	0	0	0		0	853
																				(0)	(1000)
11.00-12.00	0	0	0	0	0	0	0	0	0	0	0	0	0	0	0	0	0	0		0	853
																				(0)	(1000)
12.00-	0	0	0	0	0	0	0	0	0	0	0	0	0	0	0	0	0	0		0	853
																				(0)	(1000)
TOTAL	87	18	141	264	193	73	52	17	5	2	1	0	0	0	0	0	0	0		853	853
(0.1%)	(102)	(21)	(165)	(309)	(226)	(86)	(61)	(20)	(6)	(2)	(1)	(0)	(0)	(0)	(0)	(0)	(0)	(0)		(1000)	(1000)
MICHO	87	105	246	510	703	776	828	845	850	852	853	853	853	853	853	853	853	853		853	853
(0.1%)	(102)	(123)	(288)	(598)	(824)	(910)	(971)	(991)	(996)	(999)	(1000)	(1000)	(1000)	(1000)	(1000)	(1000)	(1000)	(1000)		(1000)	(1000)

付表－5.34 d　那覇港　日平均有義波の波高・周期別度数分布表（秋季）

NAHA　　KISYU　USW　KI　HYO　73- 84　9- 11　DOSUU BUNPU HYO

H \ T	SEION	3- 4	4- 5	5- 6	6- 7	7- 8	8- 9	9-10	10-11	11-12	12-13	13-14	14-15	15-16	16-17	17-18	18-19	19-	H3	T3 TOTAL	MICHO
SEION	66	9	10	7	1	0	0	0	0	0	0	0	0	0	0	0	0	0		93	93
																				(95)	(95)
0.25- 0.50	4	11	51	75	20	4	1	0	0	0	0	0	0	0	0	0	0	0		166	259
																				(170)	(265)
0.50- 0.75	0	1	38	76	45	18	3	0	0	0	0	0	0	0	0	0	0	0		181	440
																				(185)	(449)
0.75- 1.00	0	0	11	41	59	21	9	2	1	0	0	0	0	0	0	0	0	0		144	584
																				(147)	(597)
1.00- 1.25	0	0	0	23	37	21	6	2	0	1	0	0	0	0	0	0	0	0		90	674
																				(92)	(688)
1.25- 1.50	0	1	2	5	28	30	7	2	0	0	0	0	0	0	0	0	0	0		75	749
																				(77)	(765)
1.50- 1.75	0	0	0	0	35	29	10	1	0	0	0	0	0	0	0	0	0	0		75	824
																				(77)	(842)
1.75- 2.00	0	0	0	2	11	19	8	4	0	0	0	0	0	0	0	0	0	0		44	868
																				(45)	(887)
2.00- 2.50	0	0	0	0	12	27	10	1	1	0	0	0	0	0	0	0	0	0		51	919
																				(52)	(939)
2.50- 3.00	0	0	0	0	0	13	13	10	0	0	0	0	0	0	0	0	0	0		36	955
																				(37)	(975)
3.00- 3.50	0	0	0	0	0	1	7	2	2	0	0	0	0	0	0	0	0	0		12	967
																				(12)	(988)
3.50- 4.00	0	0	0	0	0	0	0	5	1	0	0	0	0	0	0	0	0	0		6	973
																				(6)	(994)
4.00- 4.50	0	0	0	0	0	0	1	2	0	0	0	0	0	0	0	0	0	0		3	976
																				(3)	(997)
4.50- 5.00	0	0	0	0	0	0	0	2	1	0	0	0	0	0	0	0	0	0		3	979
																				(3)	(1000)
5.00- 5.50	0	0	0	0	0	0	0	0	0	0	0	0	0	0	0	0	0	0		0	979
																				(0)	(1000)
5.50- 6.00	0	0	0	0	0	0	0	0	0	0	0	0	0	0	0	0	0	0		0	979
																				(0)	(1000)
6.00- 6.50	0	0	0	0	0	0	0	0	0	0	0	0	0	0	0	0	0	0		0	979
																				(0)	(1000)
6.50- 7.00	0	0	0	0	0	0	0	0	0	0	0	0	0	0	0	0	0	0		0	979
																				(0)	(1000)
7.00- 8.00	0	0	0	0	0	0	0	0	0	0	0	0	0	0	0	0	0	0		0	979
																				(0)	(1000)
8.00- 9.00	0	0	0	0	0	0	0	0	0	0	0	0	0	0	0	0	0	0		0	979
																				(0)	(1000)
9.00-10.00	0	0	0	0	0	0	0	0	0	0	0	0	0	0	0	0	0	0		0	979
																				(0)	(1000)
10.00-11.00	0	0	0	0	0	0	0	0	0	0	0	0	0	0	0	0	0	0		0	979
																				(0)	(1000)
11.00-12.00	0	0	0	0	0	0	0	0	0	0	0	0	0	0	0	0	0	0		0	979
																				(0)	(1000)
12.00-	0	0	0	0	0	0	0	0	0	0	0	0	0	0	0	0	0	0		0	979
																				(0)	(1000)
TOTAL	70	22	112	229	248	183	75	33	6	1	0	0	0	0	0	0	0	0		979	979
(0.1%)	(72)	(22)	(114)	(234)	(253)	(187)	(77)	(34)	(6)	(1)	(0)	(0)	(0)	(0)	(0)	(0)	(0)	(0)		(1000)	(1000)
MICHO	70	92	204	433	681	864	939	972	978	979	979	979	979	979	979	979	979	979		979	979
(0.1%)	(72)	(94)	(208)	(442)	(696)	(883)	(959)	(993)	(999)	(1000)	(1000)	(1000)	(1000)	(1000)	(1000)	(1000)	(1000)	(1000)		(1000)	(1000)

付表－5.3 4 e　那覇港　日平均有義波の波高・周期別度数分布表（通年）

NAHA　　NEN HYO　　73- 7 - 84- 12　　DOSUU BUNPU HYO H3 T3

H \ T	SEIOH	3- 4	4- 5	5- 6	6- 7	7- 8	8- 9	9-10	10-11	11-12	12-13	13-14	14-15	15-16	16-17	17-18	18-19	19-	TOTAL	MICHO
	KISYU						USW													
SEIOH	222	25	44	16	4	1	0	0	0	0	0	0	0	0	0	0	0	0	312	312
																			(86)	(86)
0.25- 0.50	17	47	250	299	85	16	2	1	0	0	0	0	0	0	0	0	0	0	717	1029
																			(197)	(283)
0.50- 0.75	0	5	134	327	190	47	15	2	0	0	0	0	0	0	0	0	0	0	720	1749
																			(198)	(481)
0.75- 1.00	1	3	28	178	216	71	16	4	1	0	0	0	0	0	0	0	0	0	518	2267
																			(143)	(624)
1.00- 1.25	0	1	7	88	154	73	24	5	1	1	0	0	0	0	0	0	0	0	354	2621
																			(97)	(721)
1.25- 1.50	0	1	2	24	108	92	23	4	1	1	0	0	0	0	0	0	0	0	256	2877
																			(70)	(792)
1.50- 1.75	0	0	0	8	80	82	35	1	1	1	1	0	0	0	0	0	0	0	209	3086
																			(58)	(869)
1.75- 2.00	0	0	0	3	41	85	35	7	1	0	0	0	0	0	0	0	0	0	172	3258
																			(47)	(897)
2.00- 2.50	0	0	0	0	23	105	60	7	1	0	0	0	0	0	0	0	0	0	196	3454
																			(54)	(951)
2.50- 3.00	0	0	0	0	3	38	47	23	0	0	0	0	0	0	0	0	0	0	111	3565
																			(31)	(981)
3.00- 3.50	0	0	0	0	0	4	26	7	2	0	0	0	0	0	0	0	0	0	39	3604
																			(11)	(992)
3.50- 4.00	0	0	0	0	0	0	2	14	5	0	0	0	0	0	0	0	0	0	21	3625
																			(6)	(998)
4.00- 4.50	0	0	0	0	0	0	1	4	0	0	0	0	0	0	0	0	0	0	5	3630
																			(1)	(999)
4.50- 5.00	0	0	0	0	0	0	0	2	1	0	0	0	0	0	0	0	0	0	3	3633
																			(1)	(1000)
5.00- 5.50	0	0	0	0	0	0	0	0	0	0	0	0	0	0	0	0	0	0	0	3633
																			(0)	(1000)
5.50- 6.00	0	0	0	0	0	0	0	0	0	0	0	0	0	0	0	0	0	0	0	3633
																			(0)	(1000)
6.00- 6.50	0	0	0	0	0	0	0	0	0	0	0	0	0	0	0	0	0	0	0	3633
																			(0)	(1000)
6.50- 7.00	0	0	0	0	0	0	0	0	0	0	0	0	0	0	0	0	0	0	0	3633
																			(0)	(1000)
7.00- 8.00	0	0	0	0	0	0	0	0	0	0	0	0	0	0	0	0	0	0	0	3633
																			(0)	(1000)
8.00- 9.00	0	0	0	0	0	0	0	0	0	0	0	0	0	0	0	0	0	0	0	3633
																			(0)	(1000)
9.00-10.00	0	0	0	0	0	0	0	0	0	0	0	0	0	0	0	0	0	0	0	3633
																			(0)	(1000)
10.00-11.00	0	0	0	0	0	0	0	0	0	0	0	0	0	0	0	0	0	0	0	3633
																			(0)	(1000)
11.00-12.00	0	0	0	0	0	0	0	0	0	0	0	0	0	0	0	0	0	0	0	3633
																			(0)	(1000)
12.00-	0	0	0	0	0	0	0	0	0	0	0	0	0	0	0	0	0	0	0	3633
																			(0)	(1000)
TOTAL	240	82	465	943	904	614	286	81	14	3	1	0	0	0	0	0	0	0	3633	3633
	(0.1%)	(66)	(23)	(128)	(260)	(249)	(169)	(79)	(22)	(4)	(1)	(0)	(0)	(0)	(0)	(0)	(0)	(0)	(1000)	(1000)
MICHO		240	322	787	1730	2634	3248	3534	3615	3629	3632	3633	3633	3633	3633	3633	3633	3633	3633	3633
	(0.1%)	(66)	(89)	(217)	(476)	(725)	(894)	(973)	(995)	(999)	(1000)	(1000)	(1000)	(1000)	(1000)	(1000)	(1000)	(1000)	(1000)	(1000)

付表－5.3 4 f　那覇港　日平均有義波の波高・周期別出現率表（通年）

NAHA　　NEN HYO　　73- 7 - 84- 12　　RITU BUNPU HYO H3 T3

H \ T	SEIOH	3- 4	4- 5	5- 6	6- 7	7- 8	8- 9	9-10	10-11	11-12	12-13	13-14	14-15	15-16	16-17	17-18	18-19	19-	TOTAL	MICHO
	KISYU						USW													
SEIOH	6.1	0.7	1.2	0.4	0.1	0.0	0.	0.	0.	0.	0.	0.	0.	0.	0.	0.	0.	0.	8.6	8.6
																			(312)	(312)
0.25- 0.50	0.5	1.3	6.9	8.2	2.3	0.4	0.1	0.0	0.	0.	0.	0.	0.	0.	0.	0.	0.	0.	19.7	28.3
																			(717)	(1029)
0.50- 0.75	0.	0.1	3.7	9.0	5.2	1.3	0.4	0.1	0.	0.	0.	0.	0.	0.	0.	0.	0.	0.	19.8	48.1
																			(720)	(1749)
0.75- 1.00	0.0	0.1	0.8	4.9	5.9	2.0	0.4	0.1	0.0	0.	0.	0.	0.	0.	0.	0.	0.	0.	14.3	62.4
																			(518)	(2267)
1.00- 1.25	0.	0.0	0.2	2.4	4.2	2.0	0.7	0.1	0.0	0.0	0.	0.	0.	0.	0.	0.	0.	0.	9.7	72.1
																			(354)	(2621)
1.25- 1.50	0.	0.0	0.1	0.7	3.0	2.6	0.6	0.1	0.0	0.0	0.	0.	0.	0.	0.	0.	0.	0.	7.0	79.2
																			(256)	(2877)
1.50- 1.75	0.	0.	0.	0.2	2.2	2.3	1.0	0.0	0.0	0.0	0.0	0.	0.	0.	0.	0.	0.	0.	5.8	84.9
																			(209)	(3086)
1.75- 2.00	0.	0.	0.	0.1	1.1	2.3	1.0	0.2	0.0	0.	0.	0.	0.	0.	0.	0.	0.	0.	4.7	89.7
																			(172)	(3258)
2.00- 2.50	0.	0.	0.	0.	0.6	2.9	1.7	0.2	0.0	0.	0.	0.	0.	0.	0.	0.	0.	0.	5.4	95.1
																			(196)	(3454)
2.50- 3.00	0.	0.	0.	0.	0.1	1.0	1.3	0.6	0.	0.	0.	0.	0.	0.	0.	0.	0.	0.	3.1	98.1
																			(111)	(3565)
3.00- 3.50	0.	0.	0.	0.	0.	0.1	0.7	0.2	0.1	0.	0.	0.	0.	0.	0.	0.	0.	0.	1.1	99.2
																			(39)	(3604)
3.50- 4.00	0.	0.	0.	0.	0.	0.	0.1	0.4	0.1	0.	0.	0.	0.	0.	0.	0.	0.	0.	0.6	99.8
																			(21)	(3625)
4.00- 4.50	0.	0.	0.	0.	0.	0.	0.0	0.1	0.	0.	0.	0.	0.	0.	0.	0.	0.	0.	0.1	99.9
																			(5)	(3630)
4.50- 5.00	0.	0.	0.	0.	0.	0.	0.	0.1	0.0	0.	0.	0.	0.	0.	0.	0.	0.	0.	0.1	100.0
																			(3)	(3633)
5.00- 5.50	0.	0.	0.	0.	0.	0.	0.	0.	0.	0.	0.	0.	0.	0.	0.	0.	0.	0.	0.	100.0
																			(0)	(3633)
5.50- 6.00	0.	0.	0.	0.	0.	0.	0.	0.	0.	0.	0.	0.	0.	0.	0.	0.	0.	0.	0.	100.0
																			(0)	(3633)
6.00- 6.50	0.	0.	0.	0.	0.	0.	0.	0.	0.	0.	0.	0.	0.	0.	0.	0.	0.	0.	0.	100.0
																			(0)	(3633)
6.50- 7.00	0.	0.	0.	0.	0.	0.	0.	0.	0.	0.	0.	0.	0.	0.	0.	0.	0.	0.	0.	100.0
																			(0)	(3633)
7.00- 8.00	0.	0.	0.	0.	0.	0.	0.	0.	0.	0.	0.	0.	0.	0.	0.	0.	0.	0.	0.	100.0
																			(0)	(3633)
8.00- 9.00	0.	0.	0.	0.	0.	0.	0.	0.	0.	0.	0.	0.	0.	0.	0.	0.	0.	0.	0.	100.0
																			(0)	(3633)
9.00-10.00	0.	0.	0.	0.	0.	0.	0.	0.	0.	0.	0.	0.	0.	0.	0.	0.	0.	0.	0.	100.0
																			(0)	(3633)
10.00-11.00	0.	0.	0.	0.	0.	0.	0.	0.	0.	0.	0.	0.	0.	0.	0.	0.	0.	0.	0.	100.0
																			(0)	(3633)
11.00-12.00	0.	0.	0.	0.	0.	0.	0.	0.	0.	0.	0.	0.	0.	0.	0.	0.	0.	0.	0.	100.0
																			(0)	(3633)
12.00-	0.	0.	0.	0.	0.	0.	0.	0.	0.	0.	0.	0.	0.	0.	0.	0.	0.	0.	0.	100.0
																			(0)	(3633)
TOTAL	6.6	2.3	12.8	26.0	24.9	16.9	7.9	2.2	0.4	0.1	0.0	0.	0.	0.	0.	0.	0.	0.	100.0	100.0
	240	82	465	943	904	614	286	81	14	3	1	0	0	0	0	0	0	0	3633	3633
MICHO	6.6	8.9	21.7	47.6	72.5	89.4	97.3	99.5	99.9	100.0	100.0	100.0	100.0	100.0	100.0	100.0	100.0	100.0	100.0	100.0
	240	322	787	1730	2634	3248	3534	3615	3629	3632	3633	3633	3633	3633	3633	3633	3633	3633	3633	3633

付表－6.1 (1) 酒田港（P.WUSW）異常波浪一覧表

	No.	出現期間	最大有義波の起時	$H_{1/3}$ (m)	$T_{1/3}$ (s)	H_{max} (m)	T_{max} (s)	継続時間 3m以上	継続時間 5m以上	継続時間 7m以上	$H_{max}/H_{1/3}$	気象要因
	①	'70- 1-31-14H～70- 2- 3-20H	'70- 2- 2- 2H	8.63	12.6	9.94	11.5	80	62	56	1.15	冬型
	②	70- 3-16-18～70- 3-19-22	70- 3-17-18	8.07	11.7	9.97	11.0	78	40	24	1.24	二つ玉L
	3	74-11-21-20～74-11-23- 6	74-11-22-14	7.82	11.8	9.00	12.5	36	14	2	1.15	二つ玉L
*	4	82-11-24- 6～82-11-26-20	△82-11-24-24	7.67	11.0	11.16	10.0	64	24	14	1.46	冬型
*	⑤	80-12- 4- 6～80-12- 5- 8	△80-12- 4-14	7.61	11.7	11.10	14.0	28	10	2	1.46	冬型
*	⑥	78-12- 2-12～78-12- 3-22	△78-12- 3- 8	7.56	10.4	10.68	13.0	36	4	4	1.41	日本海L
*	7	76-12-26-22～76-12-28-14	△76-12-27-10	7.20	11.4	10.08	11.0	42	26	2	1.40	二つ玉L
	8	70- 3- 5- 4～70- 3- 8- 4	70- 3- 7- 8	7.20	11.1	9.68	10.5	74	34	2	1.34	冬型
	⑨	72- 2-14-10～72- 2-15- 2	72- 2-14-16	7.10	11.3	9.61	10.5	18	8	2	1.35	日本海L
	⑩	72- 3-31-24～72- 4- 2- 4	72- 4- 1-10	7.06	12.1	10.59	10.5	30	14	2	1.50	冬型
	11	74-11-18-14～74-11-19-14	74-11-18-22	6.99	11.4	9.80	12.0	26	8		1.40	二つ玉L
	⑫	72- 2-28- 4～72- 2-29-16	△72- 2-28-18	6.86	12.4	8.86	12.5	38	18		1.29	二つ玉L
*	13	83-11-17-22～83-11-19-20	△83-11-19- 4	6.81	10.3	9.60	8.1	48	8		1.41	日本海L及び冬型
*	14	82- 1-28-14～82- 1-30- 4	△82- 1-29-14	6.67	9.5	11.05	12.1	40	14		1.66	冬型
	⑮	73-12-21-16～73-12-25- 2	△73-12-23- 4	6.66	11.2	9.90	11.0	84	26		1.49	冬型
	⑯	73-11-17- 8～73-11-20-22	△73-11-17-16	6.60	11.8	9.18	8.5	88	8		1.39	前線性日本海L
	⑰	80-12-12-20～80-12-16- 4	△80-12-13- 4	6.57	11.7	11.90	12.0	82	58		1.81	冬型
	18	70-11-10-24～70-11-12-16	70-11-11-22	6.56	13.0	8.64	13.0	42	30		1.32	冬型
	19	72-11- 6-24～72-11- 8- 2	△72-11- 7- 2	6.48	10.3	8.52	10.5	28	2		1.31	冬型
	⑳	76-12-18-20～76-12-20- 4	△76-12-19- 6	6.42	10.1	9.42	13.5	34	20		1.47	二つ玉L
	㉑	74-10-23-12～74-10-24-14	△74-10-23-16	6.41	11.0	8.52	6.0	28	4		1.33	二つ玉L
	㉒	80-10-31- 8～80-11- 1-20	△80-11- 1- 2	6.34	10.9	8.82	14.8	38	16		1.39	冬型
	23	74-10-31-20～74-11- 2-18	74-11- 1-14	6.32	10.0	9.70	11.5	32	10		1.53	冬型
	24	82- 1-19-10～82- 1-22- 2	82- 1-19-22	6.32	10.0	8.20	8.5	66	12		1.30	日本海L
	㉕	74- 3-22-14～74- 3-23- 6	74- 3-22-18	6.28	13.6	8.22	10.5	18	4		1.31	二つ玉L
	26	74-12-14- 6～74-12-16- 4	74-12-14-12	6.28	11.3	8.30	10.0	48	22		1.32	二つ玉L
	㉗	74- 1-23-10～74- 1-26-24	△74- 1-24- 4	6.21	11.1	9.18	10.0	88	20		1.48	冬型
	㉘	72- 2-19-22～72- 2-22- 2	72- 2-20-18	6.18	11.7	8.03	12.5	54	34		1.30	冬型
	㉙	76-11-14-22～76-11-16- 2	76-11-15- 4	6.16	10.5	8.28	8.5	38	12		1.34	二つ玉L
	30	70-11-29- 6～70-12- 2-10	70-11-30-10	6.12	11.2	8.15	10.0	78	42		1.33	冬型

付表－6.1 (2) 酒田港（P.WUSW） 異常波浪一覧表

	No.	出現期間	最大有義波の起時	$H_{1/3}$ (m)	$T_{1/3}$ (s)	H_{max} (m)	T_{max} (s)	継続時間 3m以上	継続時間 5m以上	継続時間 7m以上	$H_{max}/H_{1/3}$	気象要因
	1	'74-11-21-20H～74-11-23- 6H	'74-11-22-14H	7.82	11.8	9.00	12.5	36	14	2	1.15	二つ玉L
*	2	82-11-24- 6～82-11-26-20	△82-11-24-24	7.67	11.0	11.16	10.0	64	24	14	1.46	冬型
*	③	80-12- 4- 6～80-12- 5- 8	△80-12- 4-14	7.61	11.7	11.10	14.0	28	10	2	1.46	冬型
*	④	78-12- 2-12～78-12- 3-22	△78-12- 3- 8	7.56	10.4	10.68	13.0	36	4	4	1.41	日本海L
*	5	76-12-26-22～76-12-28-14	△76-12-27-10	7.20	11.4	10.08	11.0	42	26	2	1.40	二つ玉L
	6	74-11-18-14～74-11-19-14	74-11-18-22	6.99	11.4	9.80	12.0	26	8		1.40	二つ玉L
*	7	83-11-17-22～83-11-19-20	△83-11-19- 4	6.81	10.3	9.60	8.1	48	8		1.41	日本海L及び冬型
*	8	82- 1-28-14～82- 1-30- 4	△82- 1-29-14	6.67	9.5	11.05	12.1	40	14		1.66	冬型
	⑨	73-12-21-16～73-12-25- 2	△73-12-23- 4	6.66	11.2	9.90	11.0	84	26		1.49	冬型
	⑩	73-11-17- 8～73-11-20-22	△73-11-17-16	6.60	11.8	9.18	8.5	88	8		1.39	前線性日本海L
	⑪	80-12-12-20～80-12-16- 4	△80-12-13- 4	6.57	11.7	11.90	12.0	82	58		1.81	冬型
	⑫	76-12-18-20～76-12-20- 4	△76-12-19- 6	6.42	10.1	9.42	13.5	34	20		1.47	二つ玉L
	⑬	74-10-23-12～74-10-24-14	△74-10-23-16	6.41	11.0	8.52	6.0	28	4		1.33	二つ玉L
	⑭	80-10-31- 8～80-11- 1-20	△80-11- 1- 2	6.34	10.9	8.82	14.8	38	16		1.39	冬型
	15	74-10-31-20～74-11- 2-18	74-11- 1-14	6.32	10.0	9.70	11.5	32	10		1.53	冬型
	16	82- 1-19-10～82- 1-22- 2	82- 1-19-22	6.32	10.0	8.20	8.5	66	12		1.30	日本海
	⑰	74- 3-22-14～74- 3-23- 6	74- 3-22-18	6.28	13.6	8.22	10.5	18	4		1.31	二つ玉L
	18	74-12-14- 6～74-12-16- 4	74-12-14-12	6.28	11.3	8.30	10.0	48	22		1.32	二つ玉L
	⑲	74- 1-23-10～74- 1-26-24	△74- 1-24- 4	6.21	11.0	9.18	10.0	88	20		1.48	冬型
	⑳	76-11-14-22～76-11-16- 2	76-11-15- 4	6.16	10.5	8.28	8.5	38	12		1.34	二つ玉L
	21	80- 1-31- 2～80- 1-31-18	△80- 1-31-18	6.11	10.5	8.20	8.0	18	4		1.34	冬型
	22	83-11-30-20～83-12- 1-24	83-12- 1-18	6.10	10.3	9.77	11.3	30	26		1.60	日本海L及び冬型
	㉓	75- 2-25-22～75- 2-26-18	△75- 2-26-10	5.99	11.8	8.70	13.0	22	12		1.45	春一番（前線性）
	24	78- 1-21-18～78- 1-23-12	△78- 1-22-24	5.97	10.6	8.22	10.0	44	6		1.38	日本海L
	25	84- 3-17-16～84- 3-18-16	84- 3-18- 6	5.97	10.0	9.82	10.0	26	6		1.64	日本海L及び三陸沖L
	㉖	79-12-27- 8～79-12-27-22	79-12-27-18	5.95	10.2	9.60	12.0	16	4		1.61	前線性二つ玉L
	㉗	73-10-22-16～73-10-23-14	73-10-23- 2	5.92	10.2	9.06	10.0	24	8		1.53	冬型
	28	82-12-23-10～82-12-25-12	82-12-23-22	5.89	10.0	8.94	10.9	52	6		1.52	二つ玉L及び冬型
	㉘	73-11-25- 4～73-11-26-12	73-11-25-16	5.89	9.9	9.00	11.0	34	12		1.53	冬型
	㉚	80- 1- 7- 4～80- 1- 8-18	80- 1- 7-16	5.89	9.6	9.06	10.0	30	14		1.54	冬型

付表－6.2　弾崎　異常波浪一覧表

	No.	出現期間	最大有義波の起時	$H_{1/3}$ (m)	$T_{1/3}$ (s)	H_{max} (m)	T_{max} (s)	継続時間 3 m 以上	継続時間 5 m 以上	継続時間 7 m 以上	$H_{max}/H_{1/3}$	気象要因
*	①	'79-10-19-18H～79-10-20-18H	'79-10-19-20H	7.23	10.5	11.03	8.7	26	8	2	1.53	台風第7920号
*	2	83-11-30-22～83-12- 4-18	83-12- 1-10	7.09	10.8	11.71	10.4	94	16	2	1.65	日本海L及び冬型
*	3	80-12-24-10～80-12-25-12	80-12-24-20	6.91	10.1	10.40	9.6	28	14		1.53	二つ玉L
*	④	79- 4-17- 2～79- 4-18- 4	79- 4-17- 6	6.86	11.1	12.72	10.7	28	12		1.85	二つ玉L
*	⑤	80- 1-30-24～80- 2- 3-24	80- 1-31- 4	6.80	11.4	9.56	10.3	98	24		1.41	冬　型
	6	82- 4-10- 2～82- 4-11- 6	82- 4-10- 8	6.73	9.9	9.97	8.9	30	16		1.48	日本海L
	⑦	80-10-26- 4～80-10-28- 4	80-10-26-16	6.69	13.1	11.08	14.8	50	22		1.66	前線性二つ玉L
	8	83-11-17-20～83-11-19-16	83-11-19- 2	6.58	10.7	8.42	13.3	46	16		1.28	日本海L及び冬型
	⑨	79- 3-31- 2～79- 4- 1- 6	79- 3-31-10	6.46	11.0	10.15	13.1	30	16		1.57	二つ玉L
	⑩	81-10-23- 4～81-10-25-14	81-10-24- 2	6.31	10.6	10.24	10.5	60	24		1.62	冬　型
	⑪	80-12-12-18～80-12-16-10	80-12-13- 8	6.25	11.1	9.44	10.4	90	36		1.51	冬　型
	⑫	81- 1- 2-18～81- 1- 4-24	81- 1- 3-18	6.19	10.3	10.14	12.3	56	26		1.64	冬　型
	⑬	80- 1- 7- 4～80- 1- 8-12	80- 1- 7-16	6.13	10.4	9.07	11.0	34	12		1.48	冬　型
	⑭	80-10-31- 8～80-11- 2- 2	80-10-31-18	6.13	9.9	10.51	8.0	44	26		1.71	冬　型
	⑮	80-12- 4- 4～80-12- 5- 4	80-12- 4-12	6.12	11.5	8.96	11.0	26	2		1.46	冬　型
	16	83-12-11-22～83-12-12-22	83-12-12-12	6.00	10.1	10.09	9.8	26	8		1.68	日本海L及び冬型
	17	84- 1-15-22～84- 1-18-24	84- 1-17- 6	5.98	10.1	9.00	10.5	76	40		1.51	日本海L及び冬型
	⑱	81- 2- 4- 4～81- 2- 5- 2	81- 2- 4-14	5.86	9.2	11.28	9.9	24	4		1.92	冬　型
	19	79- 1-18-20～79- 1-20- 2	79- 1-18-24	5.78	9.0	7.75	10.2	32	10		1.34	冬　型
	20	83- 1- 8-16～83- 1-12- 4	△83- 1-10-18	5.76	9.7	9.13	8.6	86	12		1.59	日本海L及び冬型
	21	83- 3-18- 2～83- 3-19-10	△83- 3-18-16	5.66	10.2	9.07	10.0	34	14		1.60	二つ玉L
	22	82- 9-12-20～82- 9-13-12	82- 9-13- 4	5.65	8.8	12.51	9.4	18	4		2.21	台風第8218号
	23	82-12-23-10～82-12-25-10	82-12-24-14	5.61	9.6	8.70	10.6	50	6		1.55	二つ玉L及び冬型
	24	83-11-26-14～83-11-28-14	83-11-27-18	5.56	9.3	9.23	9.6	50	16		1.66	冬　型
	㉕	81- 1- 5-12～81- 1- 9- 6	81- 1- 7-10	5.51	8.9	8.63	9.7	92	8		1.57	冬　型
	㉖	79-12-10-16～79-12-11-22	79-12-10-22	5.49	9.2	8.16	8.0	32	12		1.49	冬　型
	27	78-12- 2-14～78-12- 3-20	78-12- 3- 4	5.46	10.4	9.97	9.4	32	6		1.83	日本海L
	28	84- 2-27-16～84- 2-29-14	84- 2-27-24	5.46	8.8	9.02	8.6	48	2		1.65	南岸L及び冬型
	29	79- 2- 1-18～79- 2- 3- 2	79- 2- 2-14	5.35	10.7	9.51	10.6	34	6		1.78	二つ玉L
	30	80- 1-16-12～80- 1-19- 4	80- 1-18-10	5.33	9.2	9.48	7.0	66	4		1.78	冬　型

付表－6.3　阿賀沖　異常波浪一覧表

	No.	出現期間	最大有義波の起時	$H_{1/3}$ (m)	$T_{1/3}$ (s)	H_{max} (m)	T_{max} (s)	継続時間 3m以上	継続時間 5m以上	継続時間 7m以上	$H_{max}/H_{1/3}$	気象要因
*	1	82- 1-28-14H～82- 1-30- 6H	82- 1-29-14H	6.46	9.5	10.36	9.4	42	14		1.60	冬　型
*	2	84- 1-15-24～84- 1-18-20	84- 1-17- 6	6.26	9.9	11.91	9.8	70	40		1.90	日本海L及び冬型
*	3	83-12- 1- 4～83-12- 2-22	83-12- 1-16	6.16	9.4	9.50	10.0	44	16		1.54	日本海L及び冬型
*	4	82-11-24- 8～82-11-26-20	82-11-25- 2	5.85	9.0	8.69	8.1	62	16		1.49	冬　型
*	5	83-11-26-14～83-11-28-14	83-11-27-24	5.55	9.5	9.85	6.5	50	8		1.77	冬　型
	6	84- 2- 6- 4～84- 2-10-10	84- 2- 7- 6	5.39	9.5	8.56	13.4	104	12		1.59	日本海L及び南岸Lと冬型
	7	83- 3-17-20～83- 3-19- 6	83- 3-18- 8	5.38	9.7	8.25	11.4	36	2		1.53	二つ玉
	8	82-10-24-22～82-10-26-14	82-10-25- 6	5.37	9.4	9.62	8.3	42	2		1.79	日本海L
	⑨	81- 3-15-12～81- 3-17- 4	△81- 3-16-14	5.31	9.3	9.66	7.5	42	4		1.82	日本海L及び冬型
	10	82- 1- 7- 6～82- 1- 7-20	82- 1- 7-14	5.29	8.8	8.25	8.3	16	2		1.56	冬　型
	11	82- 9-12-20～82- 9-13-12	82- 9-13- 8	5.28	9.3	10.36	10.1	18	4		1.96	台風第8218号
	12	82- 1-19-10～82- 1-21-20	82- 1-20- 4	5.26	9.2	9.15	9.6	60	8		1.74	日本海L
	13	83-11-18- 2～83-11-19-16	83-11-18-22	5.24	8.3	8.74	10.4	40	2		1.67	日本海L及び冬型
	14	84-12-23-22～84-12-29- 8	84-12-27- 2	5.21	8.5	8.32	6.5	132	6		1.60	冬　型
	15	82- 4-10- 8～82- 4-11- 6	82- 4-10-12	5.20	9.0	8.28	12.0	24	4		1.59	日本海L
	16	84-12-18-22～84-12-19-12	84-12-19- 4	5.19	8.7	9.28	9.4	16	2		1.79	日本海L及び南岸Lと冬型
	17	84- 2-27-22～84- 3- 1- 8	84- 2-28- 2	5.02	8.8	7.94	8.4	60	2		1.58	南岸Lと冬型
	18	83- 2-12-18～83- 2-14- 8	83- 2-13-16	4.88	9.3	6.77	10.0	40			1.39	冬　型
	19	83-12-23-10～83-12-24- 8	83-12-23-20	4.86	8.8	8.17	7.9	24			1.68	二つ玉
	20	83- 1- 8-20～83- 1-11-24	83- 1-10-14	4.78	8.3	6.94	8.3	76			1.45	日本海L及び冬型
	21	83-12-11-16～83-12-12-22	83-12-12-10	4.77	8.6	6.83	6.6	32			1.43	日本海L及び冬型
	22	83-11-13-18～83-11-14-10	83-11-14- 4	4.73	8.0	7.64	9.8	18			1.62	冬　型
	23	81-11-11-22	△81-11-11-22	4.69	6.4	6.44	7.0	2			1.37	冬　型
	24	83-12-25-12～83-12-26-12	83-12-25-14	4.51	8.2	7.35	5.7	26			1.63	本州東岸L及び冬型
	25	83- 3-13-22～83- 3-14-18	83- 3-14-12	4.49	8.2	7.62	6.8	22			1.70	南岸L及び冬型
	26	84-12- 2-24～84-12- 3-18	△84-12- 3- 4	4.38	8.2	6.69	10.8	20			1.53	日本海L及び南岸Lと冬型
	27	82- 9-21-22～82- 9-22-10	82- 9-22- 6	4.35	10.8	6.12	11.8	14			1.41	二つ玉L
	㉘	81- 3-26-14～81- 3-27-16	81- 3-27-12	4.34	9.5	7.19	11.0	28			1.66	冬　型
	29	82-12-23-22～82-12-25- 8	82-12-24-14	4.29	7.1	6.56	9.4	36			1.53	二つ玉L及び冬型
	㉚	81-12-20- 6～81-12-21- 2	81-12-20-14	4.22	7.6	6.65	9.0	22			1.58	二つ玉L

付表－6.4　輪島港　異常波浪一覧表

No.	出現期間	最大有義波の起時	$H_{1/3}$ (m)	$T_{1/3}$ (s)	H_{max} (m)	T_{max} (s)	継続時間 3 m 以上	継続時間 5 m 以上	継続時間 7 m 以上	$H_{max}/H_{1/3}$	気象要因
* ①	'80- 1- 6-16H～80- 1- 8- 2H	'80- 1- 7- 8H	7.19	10.5	10.30	11.0	36	12	2	1.43	冬　型
* ②	80- 1-30-22～80- 2- 4- 4	80- 1-31-10	7.05	13.0	12.35	13.5	104	12	2	1.75	冬　型
* 3	82-11-24- 8～82-11-26- 4	82-11-24-14	6.55	11.0	10.81	11.3	46	6		1.65	冬　型
* ④	80-12-12-16～80-12-16- 6	80-12-13- 8	6.51	12.3	10.32	12.4	88	42		1.59	冬　型
* 5	82- 4- 9-20～82- 4-11- 4	82- 4-10-10	6.42	11.2	8.95	9.8	34	16		1.39	日本海L
⑥	80-10-31- 4～80-11- 1-22	80-10-31-16	6.40	11.2	9.75	11.3	44	14		1.52	冬　型
⑦	80-10-25-24～80-10-27-20	80-10-26-10	6.33	12.5	10.43	7.6	46	22		1.65	前線性二つ玉L
⑧	80-12-24-14～80-12-25- 8	80-12-24-20	6.28	9.5	9.28	10.3	20	8		1.48	二つ玉L
⑨	81- 1- 2- 8～81- 1- 4-16	81- 1- 3- 4	6.26	11.4	9.98	11.9	58	26		1.59	冬　型
⑩	79-10-19-14～79-10-20-14	79-10-19-18	6.24	9.5	8.94	8.6	26	6		1.43	台風第7920号
⑪	81-10-23- 6～81-10-25-10	81-10-23-22	6.10	10.5	11.09	9.7	54	14		1.82	冬　型
12	83- 3-17-20～83- 3-19- 4	83- 3-18- 2	6.01	9.8	9.90	13.5	34	4		1.65	二つ玉L
⑬	81- 2-24-20～81- 2-27-22	81- 2-27- 8	5.91	10.4	9.82	11.0	76	8		1.66	冬　型
14	82-10-24-18～82-10-27- 4	82-10-24-22	5.88	9.3	8.96	9.5	60	4		1.52	日本海L
15	84- 2-27- 8～84- 2-29- 6	84- 2-27-20	5.84	10.5	10.04	12.5	48	6		1.72	南岸L及び冬型
⑯	79- 3-31- 2～79- 4- 1- 6	△79- 3-31- 2	5.68	11.0	7.84	13.3	30	10		1.38	二つ玉L
17	80-12- 4- 2～80-12- 5-16	80-12- 4-10	5.68	10.7	9.20	10.4	40	8		1.62	冬　型
⑱	81-12- 2- 2～81-12- 2-24	81-12- 2- 4	5.54	9.8	7.72	14.0	24	2		1.39	冬　型
19	83- 1- 8-14～83- 1-12-10	83- 1-10-12	5.50	9.6	8.06	9.8	94	2		1.47	日本海L及び冬型
⑳	79- 4-16-22～79- 4-17-20	79- 4-17- 8	5.41	10.6	7.80	9.6	24	6		1.44	二つ玉L
21	83-11-17-18～83-11-19- 6	△83-11-18-20	5.24	9.5	8.21	8.0	38	6		1.57	日本海L及び冬型
22	83-11-26-14～83-11-28- 6	△83-11-26-24	5.19	9.3	8.80	10.5	42	2		1.70	冬　型
㉓	79-11-12-24～79-11-14-18	79-11-13-20	5.09	9.7	7.62	8.0	44	2		1.50	冬　型
24	81-12-12-20～81-12-16-10	81-12-14- 8	5.07	9.9	7.37	11.1	88	2		1.45	冬　型
25	82- 1-19- 8～82- 1-20-16	82- 1-19-24	5.02	9.1	9.83	9.4	34	2		1.96	日本海L
26	81- 1- 5-12～81- 1- 8-14	81- 1- 7-12	4.95	9.3	7.89	8.0	76			1.59	冬　型
27	82- 1-28- 6～82- 1-30-10	82- 1-29-12	4.94	11.2	8.04	8.0	54			1.63	冬　型
28	79- 1-18-18～79- 1-19-24	79- 1-18-22	4.94	9.3	7.55	11.6	32			1.53	冬　型
29	80-12-26-22～80-12-30- 2	80-12-28-12	4.93	9.1	7.78	10.9	78			1.58	日本海L
30	79- 3-11- 4～79- 3-12- 6	79- 3-11-18	4.89	11.1	7.85	10.4	28			1.61	冬　型

付表－6.5　金沢港　異常波浪一覧表

No.	出現期間	最大有義波の起時	$H_{1/3}$ (m)	$T_{1/3}$ (s)	H_{max} (m)	T_{max} (s)	継続時間 3m以上	継続時間 5m以上	継続時間 7m以上	$H_{max}/H_{1/3}$	気象要因
* ①	80-10-25-24H～80-10-28-8H	△80-10-26-24H	7.67	12.4	10.07	12.2	58	42	10	1.31	前線性二つ玉L
* ②	70-12-13-8～70-12-14-18	70-12-13-22	7.66	9.9	9.88	10.0	36	20	4	1.29	日本海L
* ③	81-2-26-6～81-2-27-22	81-2-27-10	7.34	11.2	10.52	8.3	42	32	4	1.43	冬型
* ④	70-11-10-22～70-11-12-8	70-11-11-16	7.22	11.0	9.80	10.5	36	18	4	1.36	冬型
* ⑤	70-12-7-20～70-12-10-2	70-12-8-24	7.19	11.5	9.84	12.5	56	30	2	1.37	冬型
⑥	73-11-17-6～73-11-20-14	73-11-17-10	6.96	11.1	9.64	10.0	82	28		1.39	前線性L
⑦	70-12-2-18～70-12-5-12	70-12-3-20	6.96	9.7	9.52	11.0	68	24		1.37	冬型
8	82-11-24-8～82-11-26-2	82-11-24-18	6.94	12.2	9.62	10.0	44	22		1.39	冬型
9	83-11-17-12～83-11-19-10	83-11-18-20	6.85	10.9	10.00	9.5	48	26		1.46	日本海L及び冬型
⑩	80-12-12-14～80-12-16-2	80-12-13-8	6.79	10.3	10.15	6.7	86	62		1.49	冬型
⑪	81-1-2-8～81-1-4-18	81-1-3-14	6.70	10.9	9.38	11.8	60	38		1.40	二つ玉L
12	82-10-24-16～82-10-26-8	82-10-24-24	6.64	10.9	9.65	11.3	42	6		1.45	日本海L
⑬	76-12-18-20～76-12-19-22	76-12-19-2	6.61	11.6	8.64	12.5	28	16		1.31	冬型（二つ玉Lの停滞）
⑭	76-10-28-20～76-10-30-12	△76-10-29-20	6.60	12.1	8.96	13.0	42	26		1.36	二つ玉L
⑮	80-1-30-20～80-2-4-20	80-1-31-10	6.51	12.7	8.84	12.5	122	66		1.36	冬型
⑯	70-1-31-4～70-2-3-4	70-1-31-10	6.51	10.2	8.48	10.0	74	36		1.30	台湾
17	83-3-17-14～83-3-18-22	83-3-17-22	6.48	10.3	9.55	10.3	34	14		1.47	二つ玉L
⑱	76-1-18-6～76-1-24-10	76-1-22-18	6.44	11.6	8.60	11.0	150	6		1.34	冬型
⑲	80-12-3-14～80-12-5-18	80-12-4-6	6.44	10.7	11.07	11.5	54	14		1.72	冬型
⑳	74-12-14-2～74-12-15-8	74-12-14-12	6.38	10.9	9.84	15.5	32	4		1.54	冬型
21	70-2-9-4～70-2-11-4	70-2-9-24	6.35	12.2	9.36	14.0	50	24		1.47	冬型
㉒	81-12-1-20～81-12-3-2	81-12-2-4	6.29	9.9	8.91	9.2	32	4		1.42	冬型
23	82-4-9-18～82-4-10-16	82-4-10-2	6.25	10.0	9.10	10.3	24	10		1.46	日本海L
24	76-12-26-6～76-12-29-8	76-12-27-10	6.22	10.5	8.64	12.0	76	36		1.39	冬型（二つ玉Lの停滞）
㉕	78-1-21-10～78-1-23-6	78-1-22-14	6.19	12.0	8.40	10.5	46	24		1.36	冬型
㉖	80-12-26-16～80-12-30-4	80-12-28-4	6.19	10.3	9.45	8.9	86	38		1.53	日本海L
27	79-11-12-14～79-11-14-10	△79-11-13-18	6.12	11.1	8.70	10.0	46	12		1.42	冬型
㉘	78-4-3-18～78-4-4-10	78-4-3-24	6.03	10.5	8.12	11.5	18	4		1.35	前線性二つ玉L
29	74-11-21-10～74-11-22-10	74-11-21-24	6.01	11.1	7.68	11.0	26	14		1.28	冬型
30	70-11-28-20～70-11-29-10	△70-11-29-10	5.94	8.6	9.44	6.5	16	2		1.59	冬型

付表－6.6　福井港　異常波浪一覧表

	No.	出現期間	最大有義波の起時	$H_{1/3}$ (m)	$T_{1/3}$ (s)	H_{max} (m)	T_{max} (s)	継続時間 3 m 以上	継続時間 5 m 以上	継続時間 7 m 以上	$H_{max}/H_{1/3}$	気象要因
*	①	'81-12- 1-18H～81-12- 2-22H	'81-12- 2- 6H	7.79	13.2	10.10	11.8	28	4	2	1.30	冬　型
*	②	80-12-12-10～80-12-15-22	80-12-13- 8	7.74	12.9	10.28	15.5	80	58	2	1.33	冬　型
*	③	80-10-25-24～80-10-28- 6	80-10-26-12	7.51	11.3	10.62	8.9	56	44	12	1.41	前線性二つ玉
*	④	81- 1- 2- 6～81- 1- 4-18	81- 1- 2-18	6.75	12.0	11.09	11.2	62	30		1.64	冬　型
*	5	82-11-24-10～82-11-25-22	82-11-24-20	6.72	10.3	9.10	9.7	38	14		1.35	冬　型
	⑥	80-12- 4- 2～80-12- 4-20	80-12- 4- 8	6.70	10.5	10.69	11.3	20	10		1.60	冬　型
	⑦	80-10-31- 4～80-11- 1- 8	80-10-31-20	6.36	11.6	10.52	9.4	30	16		1.65	冬　型
	8	82- 4- 9-18～82- 4-10-16	82- 4-10- 2	5.45	11.2	8.94	8.8	24	4		1.64	日本海L
	⑨	81-12-20- 2～81-12-20- 8	△81-12-20- 8	5.45	9.6	7.78	8.8	8	6		1.43	冬　型
	10	80-12-26-14～80-12-29-24	80-12-28- 2	5.40	9.3	7.16	9.8	84	34		1.33	日本海L
	11	84-12-18-18～84-12-19-10	84-12-18-22	5.22	9.2	7.31	10.7	18	2		1.40	日本海L及び南岸Lと冬型
	12	82-10-24-16～82-10-25-20	82-10-24-24	5.18	10.3	8.48	7.8	30	8		1.64	日本海L
	13	81- 4-20-10～81- 4-20-20	△81- 4-20-10	5.01	8.7	7.50	10.1	14	2		1.50	二つ玉L
	14	81-10-23- 8～81-10-25-12	△81-10-23-14	4.95	8.8	7.28	9.7	54			1.47	冬　型
	15	83- 2-18-12～83- 2-21- 8	83- 2-19- 8	4.84	9.3	7.15	11.0	70			1.48	二つ玉L及び冬型
	16	80-12-24-18～80-12-25- 2	80-12-24-20	4.81	10.0	7.05	9.6	10			1.47	二つ玉L
	17	83- 1-19-22～83- 1-20-12	83- 1-20- 4	4.80	8.6	6.87	8.0	16			1.43	南岸L及び冬型
	18	83-11-30-16～83-12- 1-22	83-12- 1- 6	4.65	9.1	7.55	9.4	32			1.62	日本海L及び冬型
	19	82- 2- 6-14～82- 2- 7- 4	△82- 2- 6-14	4.64	8.6	8.20	7.5	16			1.77	日本海L及び冬型
	20	80-11-13-10～80-11-14- 4	80-11-13-18	4.61	9.6	7.36	9.2	20			1.60	日本海L
	21	84-10-20-22～84-10-22- 4	84-10-21- 6	4.59	8.6	7.07	6.7	32			1.54	日本海L及び南岸Lと冬型
	22	84-12-22- 4～84-12-25- 6	84-12-24-22	4.53	8.5	7.13	8.8	76			1.57	冬　型
	23	82-12-12-12～82-12-13- 8	82-12-12-18	4.51	8.5	7.26	9.0	22			1.61	日本海L及び二つ玉L
	24	83- 1- 8-10～83- 1-11-12	83- 1- 8-20	4.46	8.9	8.23	11.1	76			1.85	日本海L及び冬型
	25	82-12- 6- 2～82-12- 6-14	82-12- 6- 6	4.44	9.4	6.20	7.8	14			1.40	冬　型
	26	83- 3-17-14～83- 3-18-24	△83- 3-17-14	4.44	8.1	6.95	7.6	36			1.57	二つ玉L
	27	81-12-12-20～81-12-15-18	△81-12-14-12	4.44	7.9	7.67	10.4	72			1.73	冬　型
	28	83- 2- 8-12～83- 2- 9-18	83- 2- 9-14	4.38	9.2	7.27	9.3	32			1.66	日本海L
	29	82- 1-28-18～82- 1-30- 6	82- 1-29- 2	4.36	9.3	6.40	9.6	38			1.47	冬　型
	30	82-12-17-20～82-12-18-10	82-12-17-22	4.29	7.9	8.31	6.6	16			1.94	冬　型

付表－6.7　深浦港　異常波浪一覧表

	No.	出現期間	最大有義波の起時	$H_{1/3}$ (m)	$T_{1/3}$ (s)	H_{max} (m)	T_{max} (s)	継続時間 3 m 以上	継続時間 5 m 以上	継続時間 7 m 以上	$H_{max}/H_{1/3}$	気象要因
*	1	'83-11-30-18H～83-12- 2-24H	'83-12- 1-16H	7.31	10.3	14.03	10.7	50	28		1.92	日本海L
*	2	82-11-23- 4～82-11-27-10	82-11-25- 8	6.88	10.4	9.71	9.1	42	30		1.41	冬　型
*	3	84- 1-15-12～84- 1-21-14	84- 1-16-18	6.49	9.8	10.39	10.6	82	26		1.60	日本海L及び冬型
*	4	83-11-17- 6～83-11-20- 2	83-11-19- 4	6.46	11.2	9.87	10.7	50	16		1.53	日本海L及び冬型
*	5	83- 1- 8-10～83- 1-15-24	83- 1- 9- 4	6.13	10.9	10.22	10.0	106	38		1.67	日本海L及び冬型
	6	82-10-24-22～82-10-27- 8	82-10-25- 6	5.98	9.1	9.22	7.0	38	6		1.54	日本海L
	7	83-12-23-16～83-12-24-10	83-12-23-18	5.55	9.0	9.64	7.2	12	2		1.74	二つ玉L
	8	84- 8-22-20～84- 8-24- 4	84- 8-23-12	5.51	8.7	8.41	9.6	22	2		1.53	台風第8410号崩れのL
	⑨	81-10-10- 8～81-10-11-12	81-10-10-12	5.47	10.0	8.51	9.3	20	10		1.56	冬　型
	10	83- 3-18- 4～83- 3-19- 8	83- 3-18-14	5.32	8.6	8.36	7.5	20	8		1.57	二つ玉L
	11	83-11-24-24～83-11-28-20	83-11-27- 6	5.19	9.2	8.85	8.7	78	2		1.71	冬　型
	12	84-12-23-22～84-12-31-24	84-12-26-22	5.18	8.8	8.60	9.3	84	2		1.66	冬　型
	13	82-12-23- 6～82-12-25-20	82-12-24- 2	4.99	10.2	6.66	10.3	46			1.33	二つ玉L及び冬型
	⑭	80- 3-10-10～80- 3-13-20	80- 3-11-10	4.94	9.5	7.11	10.8	46			1.44	冬　型
	15	83- 2-20-14～83- 2-23- 8	83- 2-20-24	4.92	8.9	7.17	8.4	46			1.46	二つ玉及び冬型
	16	84- 3-10-22～84- 3-13-20	84- 3-11- 8	4.90	9.6	7.59	11.6	26			1.55	日本海L及び本州東岸Lと冬型
	17	84- 2- 2- 2～84- 2-11- 8	84- 2- 6-14	4.86	9.8	7.53	8.6	90			1.55	日本海L及び南岸Lと冬型
	⑱	80-10-31-14～80-11- 4- 8	80-10-31-22	4.80	9.7	6.29	8.7	30			1.31	冬　型
	⑲	80-11-13-16～80-11-14-16	80-11-13-22	4.79	9.7	7.43	10.2	18			1.55	日本海L
	20	80- 1-31- 8～80- 2- 4- 8	80- 1-31-18	4.78	10.4	6.87	9.1	62			1.44	冬　型
	21	83- 2-25-12～83- 2-28- 2	83- 2-26- 6	4.76	8.6	7.86	7.0	40			1.65	冬　型
	22	84- 3- 3- 4～84- 3- 3-24	84- 3- 3-12	4.76	8.0	8.05	7.4	12			1.69	南岸L及び冬型
	23	82-11-30-14～82-12- 1-16	82-11-30-24	4.68	9.5	7.16	8.8	20			1.53	二つ玉L
	24	83-12- 3- 2～83-12- 5-10	83-12- 3-22	4.64	9.3	7.25	8.7	40			1.56	冬　型
	25	80- 3- 1-16～80- 3- 2-22	80- 3- 2- 6	4.63	9.8	7.40	8.6	20			1.60	二つ玉L
	26	83-10- 5-18～83-10- 7-22	83-10- 6-24	4.60	9.0	7.89	6.9	42			1.72	沿海州L及び冬型
	㉗	81- 3-15-16～81- 3-17-10	81- 3-15-24	4.55	9.6	7.16	11.5	20			1.57	日本海L及び冬型
	28	83-12-11-14～83-12-13- 8	83-12-12-12	4.54	8.9	6.11	10.8	28			1.35	日本海L及び冬型
	29	84-12- 2-14～84-12- 3-16	84-12- 2-20	4.51	8.5	8.81	8.4	16			1.95	日本海L及び南岸Lと冬型
	㉚	80- 1- 7-10～80- 1- 9- 6	80- 1- 7-14	4.50	8.7	8.39	9.1	16			1.86	冬　型

付表－6.8　むつ小川原港　異常波浪一覧表

No.	出現期間	最大有義波の起時	$H_{1/3}$ (m)	$T_{1/3}$ (s)	H_{max} (m)	T_{max} (s)	継続時間 3m以上	継続時間 5m以上	継続時間 7m以上	$H_{max}/H_{1/3}$	気象要因
* 1	'82- 5-20-14～82- 5-22- 8 H	'82- 5-21-12 H	6.10	9.3	8.93	9.0	22	6		1.46	二つ玉L
* 2	83- 2-17-16～83- 2-21- 8	△83- 2-19- 2	6.02	10.5	8.82	11.1	74	44		1.47	二つ玉L及び冬型
* ③	75- 3-17-14～75- 3-25- 4	75- 3-21-20	6.00	9.2	9.24	9.5	64	6		1.54	前線性二つ玉L
* ④	80-12-24- 4～80-12-28-10	80-12-24-16	5.93	9.3	10.29	10.9	50	4		1.74	二つ玉L
* ⑤	75- 3-10-12～75- 3-11-22	△75- 3-11- 2	5.80	10.1	8.76	11.5	22	8		1.51	前線性L
⑥	81- 8-23- 6～81- 8-24- 2	81- 8-23-12	5.67	8.7	8.69	8.1	10	2		1.53	台風第8115号
⑦	81- 1- 2- 8～81- 1- 3-14	81- 1- 2-16	5.56	9.2	8.54	7.7	24	10		1.54	二つ玉L
⑧	79- 2-24- 2～79- 3- 3-10	79- 2-24-24	5.49	10.5	8.28	9.0	76	12		1.51	前線性L
⑨	80-10-25-12～80-10-26-22	80-10-25-24	5.37	10.2	7.37	12.4	20	6		1.37	二つ玉L
⑩	75- 2- 4-22～75- 2- 7- 4	75- 2- 5-12	5.36	9.2	8.52	12.0	40	6		1.59	前線性L
⑪	81- 2-24-14～81- 2-26-16	81- 2-25- 4	5.33	8.9	8.97	8.0	26	2		1.68	本州東岸L及び冬型
12	82-10-19-18～82-10-23-14	82-10-20-14	5.10	9.2	7.68	9.8	42	2		1.51	二つ玉L及び台風第8223号
⑬	81- 4-20- 4～81- 4-21- 6	81- 4-20-18	5.09	8.2	8.01	8.0	22	2		1.57	二つ玉L
14	82- 3-21- 6～82- 3-24-20	82- 3-22-20	5.01	12.6	6.75	11.5	40	2		1.35	南岸L
15	83- 5-17- 2～83- 5-18- 4	83- 5-17-12	4.94	9.5	8.05	10.8	16			1.63	本州縦断L
16	82- 6-25-20～82- 6-28- 8	82- 6-27-22	4.92	11.8	7.04	10.7	20			1.43	台風第8205号
17	83-12-26- 4～83-12-29- 4	83-12-26-20	4.90	12.4	8.32	13.0	36			1.70	本州東岸L及び冬型
18	81-11- 2-18～81-11- 3-22	81-11- 3- 8	4.89	9.5	7.04	8.5	16			1.44	二つ玉L
⑲	75- 2-20- 6～75- 2-24-10	75- 2-22- 2	4.88	10.0	7.20	8.5	56			1.48	二つ玉L
20	84- 2-26-10～84- 2-28-10	84- 2-27-10	4.81	9.1	6.67	10.5	32			1.39	南岸L及び冬型
21	84- 4- 5-16～84- 4- 7-16	84- 4- 6-12	4.80	9.6	7.61	8.6	24			1.59	二つ玉L
㉒	79-10-19-10～79-10-20-10	79-10-19-20	4.76	9.8	7.44	10.5	8			1.56	台風第7920号
23	79- 4- 2-20～79- 4- 4-14	79- 4- 3-10	4.72	8.9	7.88	9.8	20			1.67	前線性L
㉔	80- 1-30- 6～80- 1-31-10	80- 1-30-22	4.70	9.2	7.49	8.4	22			1.59	冬型
㉕	79- 5-14-10～79- 5-17-24	79- 5-15- 6	4.70	7.8	7.48	8.4	50			1.59	前線性L
㉖	79- 9-30-14～79-10- 1-16	79- 9-30-22	4.66	8.9	6.96	8.0	8			1.49	台風第7916号
㉗	77-11-17-10～77-11-19-18	77-11-17-18	4.63	8.8	7.07	7.9	34			1.53	前線性L
28	81- 5-18- 6～81- 5-19-16	81- 5-18-20	4.62	9.0	6.78	7.0	22			1.47	二つ玉L
29	83- 4- 1-18～83- 4- 4-16	83- 4- 2-10	4.61	9.6	7.91	13.3	32			1.72	二つ玉L
30	75-11-11-12～75-11-17- 4	75-11-13- 8	4.54	13.1	7.50	12.7	54			1.65	前線性L

付表－6.9(1)　八戸港（SGW，USW）異常波浪一覧表

	No.	出現期間	最大有義波の起時	$H_{1/3}$ (m)	$T_{1/3}$ (s)	H_{max} (m)	T_{max} (s)	継続時間 3m以上	継続時間 5m以上	継続時間 7m以上	$H_{max}/H_{1/3}$	気象要因
*	1	'83-12-26- 6H～83-12-30- 6H	'83-12-27- 2H	6.09	13.1	8.70	12.0	54	8		1.43	本州東岸L及び冬型
*	2	83- 2-17-16～83- 2-21- 4	83- 2-18-14	5.92	10.4	9.00	8.7	72	38		1.52	二つ玉L及び冬型
*	③	80-12-24- 4～80-12-28-14	80-12-25-14	5.87	13.8	8.82	13.0	70	26		1.50	前線性L
*	④	74- 2- 8- 2～74- 2-10-18	74- 2- 9-22	5.48	13.9	7.56	13.0	54	2		1.38	前線性L
*	5	82- 5-21- 2～82- 5-22-10	△82- 5-21- 8	5.24	8.6	7.78	8.2	28	2		1.48	二つ玉L
	6	82- 6-27-10～82- 6-28-10	82- 6-27-22	5.10	11.2	6.69	11.8	14	2		1.31	台風第8205号
	⑦	72- 2-27- 8～72- 2-29- 8	72- 2-28- 6	5.08	13.1	6.73	14.5	26	2		1.32	前線性二つ玉L
	⑧	77- 3- 2-18～77- 3- 4-12	77- 3- 3- 4	5.00	8.9	7.60	8.1	18	2		1.52	前線性L
	⑨	75- 2- 5- 6～75- 2- 7- 4	75- 2- 5-14	4.98	10.5	7.14	11.5	36			1.43	太平洋岸没前線性L
	10	82- 3-21-14～82- 3-25-24	△82- 3-22- 8	4.96	10.9	6.70	9.7	70			1.35	南岸L
	⑪	72- 1-13- 2～72- 1-19-14	72- 1-16-10	4.94	11.7	8.03	11.0	54			1.63	太平洋岸沿L
	12	84-12- 3-10～84-12- 4-20	84-12- 3-22	4.89	12.4	6.67	12.5	16			1.36	冬　型
	⑬	72- 1-25-18～72- 1-26-16	72- 1-25-24	4.73	10.1	5.91	9.0	10			1.25	前線性二つ玉L
	⑭	75- 2-18-12～75- 2-24- 4	75- 2-22- 2	4.73	9.0	6.96	10.0	44			1.47	太平洋岸沿L
	⑮	72- 3-31- 6～72- 4- 1-14	72- 3-31-10	4.70	10.2	6.20	8.5	24			1.32	前線性二つ玉L
	⑯	71-10-31- 6～71-10-31-24	71-10-31-12	4.63	9.7	6.36	10.5	6			1.37	前線性L
	17	83- 3-13- 8～83- 3-15- 8	83- 3-14- 2	4.60	9.6	6.53	8.5	28			1.42	南岸L及び冬型
	⑱	81-12- 2- 4～81-12- 3-12	81-12- 2- 8	4.57	7.8	6.89	10.0	10			1.51	冬　型
	19	82- 4- 9-24～82- 4-10-20	82- 4-10- 6	4.54	8.4	6.03	9.9	18			1.33	日本海L
	20	78- 5-30-12～78- 5-31- 8	78- 5-30-20	4.53	8.9	7.90	9.8	12			1.74	太平洋岸沿前線性L
	21	83- 5-16-24～83- 5-18- 6	83- 5-17-10	4.50	9.7	5.62	9.9	12			1.25	本州縦断L
	22	84- 8-22- 6～84- 8-25- 8	84- 8-24- 8	4.45	10.1	7.53	10.0	26			1.69	台風第8410号崩れL
	㉓	71- 9- 1-12～71- 9- 5-14	△71- 9- 4- 2	4.40	14.1	6.14	12.0	54			1.40	移動性H
	㉔	81- 2-24- 6～81- 2-27-12	81- 2-25- 2	4.39	8.3	6.92	9.2	44			1.58	本州東岸L及び冬型
	25	83- 7- 5-18～83- 7- 8- 2	83- 7- 6-18	4.21	8.7	6.70	7.4	26			1.59	前線性L
	㉖	77-11-17-12～77-11-19-10	77-11-17-22	4.15	8.5	6.87	7.5	12			1.66	前線性L
	㉗	75- 3-10-14～75- 3-11-16	△75- 3-10-20	4.04	8.4	5.83	8.5	6			1.44	前線性二つ玉L
	㉘	75-12-22- 4～75-12-24- 4	75-12-22-14	4.02	8.2	6.19	8.0	30			1.54	前線性日本海L
	㉙	81- 5-18- 6～81- 5-19-10	81- 5-18-22	4.01	8.5	6.01	9.4	10			1.50	二つ玉L
	30	84- 3-30- 6～84- 3-24-16	84- 3-23- 2	3.96	14.1	6.00	14.9	40			1.52	南岸L及び冬型

付表－6.9(2)　八戸港（USW）　異常波浪一覧表

No.	出現期間	最大有義波の起時	$H_{1/3}$ (m)	$T_{1/3}$ (s)	H_{max} (m)	T_{max} (s)	継続時間 3m以上	継続時間 5m以上	継続時間 7m以上	$H_{max}/H_{1/3}$	気象要因
* 1	83-12-26- 6H～83-12-30- 6H	83-12-27- 2H	6.09	13.1	8.70	12.0	54	8		1.43	本州東岸L及び冬型
* 2	83- 2-17-16～83- 2-21- 4	83- 2-18-14	5.92	10.4	9.00	8.7	72	38		1.52	二つ玉L及び冬型
* ③	80-12-24- 4～80-12-28-14	80-12-25-14	5.87	13.8	8.82	13.0	70	26		1.50	前線性L
* ④	74- 2- 8- 2～74- 2-10-18	74- 2- 9-22	5.48	13.9	7.56	13.0	54	2		1.38	前線性L
* 5	82- 5-21- 2～82- 5-22-10	△82- 5-21- 8	5.24	8.6	7.78	8.2	28	2		1.48	二つ玉L
6	82- 6-27-10～82- 6-28-10	82- 6-27-22	5.10	11.2	6.69	11.8	14	2		1.31	台風第8205号
⑦	77- 3- 2-18～77- 3- 4-12	77- 3- 3- 4	5.00	8.9	7.60	8.1	18	2		1.52	前線性L
⑧	75- 2- 5- 6～75- 2- 7- 4	75- 2- 5-14	4.98	10.5	7.14	11.5	36			1.43	太平洋岸沿前線性L
9	82- 3-21-14～82- 3-25-24	△82- 3-22- 8	4.96	10.9	6.70	9.7	70			1.35	南岸L
10	84-12- 3-10～84-12- 4-20	84-12- 3-22	4.89	12.4	6.67	12.5	16			1.36	冬　型
⑪	75- 2-18-12～75- 2-24- 4	75- 2-22- 2	4.73	9.1	6.96	10.0	44			1.47	太平洋岸沿L
12	83- 3-13- 8～83- 3-15- 8	83- 3-14- 2	4.60	9.6	6.53	8.5	28			1.42	南岸L及び冬型
⑬	81-12- 2- 4～81-12- 3-12	81-12- 2- 8	4.57	7.8	6.89	10.0	10			1.51	冬　型
14	82- 4- 9-24～82- 4-10-20	82- 4-10- 6	4.54	8.4	6.03	9.9	18			1.33	日本海L
⑮	78- 5-30-12～78- 5-31- 8	78- 5-30-20	4.53	8.9	7.90	9.8	12			1.74	太平洋岸沿前線性L
16	83- 5-16-24～83- 5-18- 6	83- 5-17-10	4.50	9.7	5.62	9.9	12			1.25	本州縦断L
17	84- 8-22- 6～84- 8-25- 8	84- 8-24- 8	4.45	10.1	7.53	10.0	26			1.69	台風第8410号崩れL
⑱	81- 2-24- 6～81- 2-27-12	81- 2-25- 2	4.39	8.3	6.92	9.2	44			1.58	本州東岸L及び冬型
19	83- 7- 5-18～83- 7- 8- 2	83- 7- 6-18	4.21	8.7	6.70	7.4	26			1.59	前線性L
⑳	77-11-17-12～77-11-19-10	77-11-17-22	4.15	8.5	6.87	7.5	12			1.66	前線性L
㉑	75- 3-10-14～75- 3-11-16	△75- 3-10-20	4.04	8.4	5.83	8.5	6			1.44	前線性二つ玉L
㉒	75-12-22- 4～75-12-24- 4	75-12-22-14	4.02	8.2	6.19	8.0	30			1.54	前線性日本海L
㉓	81- 5-18- 6～81- 5-19-10	81- 5-18-22	4.01	8.5	6.01	9.4	10			1.50	二つ玉L
24	84- 3-20- 6～84- 3-24-16	84- 3-23- 2	3.96	14.1	6.00	14.9	40			1.52	南岸L及び冬型
25	81- 1- 2-14～81- 1- 5- 6	81- 1- 2-24	3.93	9.8	6.01	9.1	12			1.53	二つ玉L
26	84- 4- 5-18～84- 4- 8- 2	△84- 4- 6- 8	3.92	8.8	5.78	9.3	18			1.47	二つ玉L
27	83- 9-24-22～83- 9-26-14	83- 9-25-18	3.85	12.4	5.82	11.4	18			1.51	前線性L
28	81- 2- 4-12～81- 2- 5- 6	81- 2- 4-14	3.83	7.6	5.33	6.6	6			1.39	二つ玉L
㉙	75- 5-19- 6～75- 5-21-24	75- 5-20-12	3.80	9.3	5.54	8.0	18			1.46	太平洋岸沿前線性L
㉚	77-12- 9-10～77-12-10- 2	77-12- 9-16	3.77	7.7	6.03	8.5	12			1.60	前線性L

付表－6.10　宮古港　異常波浪一覧表

	No.	出現期間	最大有義波の起時	$H_{1/3}$ (m)	$T_{1/3}$ (s)	H_{max} (m)	T_{max} (s)	継続時間 3m以上	継続時間 5m以上	継続時間 7m以上	$H_{max}/H_{1/3}$	気象要因
*	1	'83- 3-13-20H～83- 3-15- 2H	'83- 3-14- 2H	3.88	9.2	7.38	8.4	10			1.90	南岸L及び冬型
*	2	83- 2-18- 4～83- 2-20-12	83- 2-19-20	3.42	8.7	5.70	7.2	6			1.67	二つ玉L及び冬型
*	3	83-12-26-10～83-12-27-20	83-12-26-12	3.27	9.9	5.01	9.3	4			1.53	本州東岸L及び冬型
*	4	82-10- 9- 8～82-10- 9-22	82-10- 9-12	3.04	8.6	5.44	8.0	2			1.79	台風第8221号崩れのL
*	⑤	81-12- 2- 8～81-12- 2-16	81-12- 2-10	2.96	7.7	5.56	8.8				1.88	三陸沖L
	6	82- 4-10- 8～82- 4-10-14	82- 4-10-14	2.83	8.8	4.74	7.7				1.67	日本海L
	7	82- 3-21-24～82- 3-22-12	82- 3-22- 8	2.77	9.4	4.50	10.7				1.62	南岸L
	8	84- 3-22-24～84- 3-23-24	84- 3-23-10	2.74	12.5	4.81	12.1				1.76	南岸L及び冬型
	9	84-12-19- 4～84-12-19- 8	84-12-19- 4	2.65	7.7	4.75	6.6				1.79	日本海L及び南岸Lと冬型
	10	84- 1-23- 2～84- 1-23-20	84- 1-23- 4	2.63	8.9	5.31	9.3				2.02	南岸L及び冬型
	11	84- 8-23-20～84- 8-24- 8	84- 8-24- 2	2.61	9.4	3.84	7.7				1.47	台風第8410号崩れのL
	12	83- 7- 7-22～83- 7- 7-16	83- 7- 7- 6	2.59	9.1	4.09	8.1				1.58	前線性L
	13	83- 7-13-18～83- 7-14- 4	83- 7-14- 2	2.59	8.2	4.17	7.3				1.61	前線性L
	14	84- 2-27-10～84- 2-28-16	84- 2-27-20	2.55	8.8	4.52	8.2				1.77	南岸L及び冬型
	15	83- 5-17- 6～83- 5-17-16	83- 5-17-14	2.48	8.9	3.85	6.8				1.55	本州縦断L
	16	84- 4- 6-12～84- 4- 6-18	84- 4- 6-14	2.46	9.1	3.33	11.0				1.35	二つ玉L
	17	83- 3-18-14～83- 3-19-16	83- 3-18-24	2.37	9.2	3.73	9.6				1.57	二つ玉L及び冬型
	18	81- 9-27-14～81- 9-27-16	81- 9-27-14	2.35	7.7	3.61	7.3				1.54	台風第8120号
	19	83- 9- 9-24	83- 9- 9-24	2.26	8.3	3.68	8.8				1.63	関東東岸L
	20	84- 4-21- 4～84- 4-21- 8	84- 4-21- 6	2.11	8.1	3.25	6.2				1.54	二つ玉L
	21	84-10-13-20～84-10-13-24	84-10-13-24	2.10	7.3	3.47	5.5				1.65	南岸L及び冬型
	22	81- 7-23-12	81- 7-23-12	2.09	7.5	2.79	7.4				1.33	三陸沖L
	23	84-12- 4- 2～84-12- 4- 8	84-12- 4- 4	2.08	11.3	3.70	12.5				1.78	冬型
	24	84- 3-18- 8	84- 3-18- 8	2.06	9.4	3.31	9.3				1.61	日本海L及び三陸沖L
	25	82-10-22-14	82-10-22-14	2.01	8.7	3.81	11.5				1.90	二つ玉L及び台風第8223号
	26	84- 1- 4-10～84- 1- 4-12	84- 1- 4-10	2.01	7.1	3.81	6.8				1.90	冬型
	27											
	28											
	29											
	30											

付表－6.11　釜石港　異常波浪一覧表

	No.	出現期間	最大有義波の起時	$H_{1/3}$ (m)	$T_{1/3}$ (s)	H_{max} (m)	T_{max} (s)	継続時間 3 m 以上	継続時間 5 m 以上	継続時間 7 m 以上	$H_{max}/H_{1/3}$	気象要因
*	①	79- 2-24- 2H～79- 2-26-22H	△79- 2-25-10H	5.07	11.2	8.27	12.1	42	2		1.63	前線性L
*	②	79-10- 7-22～79-10-10-10	△79-10- 8- 6	4.95	9.9	7.21	10.7	42			1.46	台風第7918号
*	3	82- 6-27- 4～82- 6-28- 4	82- 6-27-18	4.90	11.1	8.05	8.5	14			1.64	台風第8205号
*	4	83- 2-17-22～83- 2-19- 8	83- 2-19- 2	4.85	10.8	6.42	12.4	26			1.32	二つ玉L
*	5	84- 4-20- 8～84- 4-22-24	84- 4-20-24	4.77	10.7	8.03	10.7	44			1.68	二つ玉L及び移動性H
	⑥	78- 4- 3-14～78- 4- 5- 8	78- 4- 4- 2	4.60	12.2	6.90	11.0	18			1.50	前線性L
	7	82- 3-21-14～82- 3-24-20	△82- 3-22-18	4.55	11.9	7.42	14.0	42			1.63	二つ玉L
	8	84- 1-22-16～84- 1-25-12	84- 1-23- 8	4.06	10.3	7.38	10.7	26			1.82	南岸L及び冬型
	9	84- 2-26-24～84- 2-28-14	84- 2-27-18	4.04	10.6	6.26	9.7	20			1.55	南岸L及び冬型
	⑩	78- 3-22- 4～78- 3-24-10	78- 3-23- 6	4.02	10.8	5.83	10.0	24			1.45	前線性L
	⑪	79- 4-27-18～79- 4-29-18	79- 4-28- 2	3.95	10.6	5.31	11.5	32			1.34	前線性L
	12	79- 1-29-12～79- 2- 1-18	79- 1-31- 2	3.90	10.5	5.50	9.5	16			1.41	二つ玉L
	13	82-10- 9- 6～82-10-10-24	82-10- 9-20	3.78	9.8	6.10	10.5	24			1.61	台風第8221号崩れのL
	14	82- 5-20-24～82- 5-21-16	△82- 5-21- 6	3.70	9.6	5.35	9.0	2			1.45	二つ玉L
	⑮	79- 5-14-12～79- 5-17-12	79- 5-15-24	3.54	9.0	4.93	9.4	38			1.39	前線性L
	16	82- 9- 5- 6～82- 9- 7-12	82- 9- 6- 8	3.45	11.0.	5.67	10.1	20			1.64	台風第8215号
	17	82-10-20- 8～82-10-21-20	82-10-20-14	3.32	10.2	5.04	11.8	12			1.52	二つ玉L及び台風第8221号
	⑱	80- 9-28- 2～80-10- 1-20	80- 9-29-20	3.25	10.7	5.52	11.0	16			1.70	台風第8017号
	19	83- 9-17- 8～83- 9-19- 6	83- 9-18-20	3.25	9.5	4.61	8.3	10			1.42	南岸L
	20	82- 4-23-20～82- 4-24-20	82- 4-24- 2	3.24	10.5	5.35	10.3	2			1.65	南岸L
	㉑	80-10-25-18～80-10-26- 8	80-10-25-18	3.21	9.1	5.28	9.2	2			1.64	日本海L
	22	83- 9- 8-10～83- 9-10- 8	83- 9- 9-18	3.21	8.0	5.45	7.5	16			1.70	関東南岸L
	23	83- 7- 5-24～83- 7- 7-18	83- 7- 6-18	3.20	9.3	5.43	9.3	8			1.70	前線性L
	24	84-12- 3-20～84-12- 4-14	84-12- 3-24	3.15	11.2	6.75	11.5	2			2.14	日本海L及び南岸Lと冬型
	㉕	80- 8-26-16～80- 8-28-24	80- 8-27- 6	3.07	9.6	4.39	9.2	2			1.43	前線性L
	26	84- 3-12-14～84- 3-13- 6	84- 3-12-20	3.06	12.9	4.47	13.2	2			1.46	冬　型
	27	83-12-26- 8～83-12-27- 8	83-12-26-14	3.05	9.9	5.03	8.7	4			1.65	本州東岸L
	28	83-11- 8- 4～83-11- 9- 2	83-11- 8-16	3.02	11.6	4.24	12.1	2			1.40	台風第8317号崩れのL
	29	80-11-26- 2～80-11-27-18	△80-11-26-22	3.02	10.2	4.59	11.0	2			1.52	前線性L
	㉚	81-12- 2-12～81-12- 3-14	81-12- 2-22	3.02	10.1	5.28	11.4	2			1.75	本州横断L及び冬型

付表－6.12　仙台新港　異常波浪一覧表

	No.	出現期間	最大有義波の起時	$H_{1/3}$ (m)	$T_{1/3}$ (s)	H_{max} (m)	T_{max} (s)	継続時間 3m以上	継続時間 5m以上	継続時間 7m以上	$H_{max}/H_{1/3}$	気象要因
*	1	'82-10-19-24H～82-10-21-24H	'82-10-20-10H	5.36	9.9	8.70	11.0	26	4		1.62	二つ玉L
*	②	80-12-24- 6～80-12-25-10	80-12-24-14	5.14	9.9	8.99	7.1	20	6		1.75	太平洋岸前線性L
*	3	83- 2-17-20～83- 2-19- 8	83- 2-18-18	4.99	13.3	7.37	14.7	24			1.48	二つ玉L及び冬型
*	4	79- 5-15- 2～79- 5-16-16	△79- 5-15-16	4.82	12.2	6.50	12.7	20			1.35	前線性L
*	⑤	79-10-19- 2～79-10-19-14	△79-10-19-14	4.80	9.8	7.82	7.6	8			1.63	台風第7920号
	6	82- 8- 2- 4～82- 8- 3- 8	82- 8- 2-10	4.28	9.4	7.82	8.6	12			1.83	台風第8210号崩れのL
	7	82- 9-12-22～82- 9-13- 8	82- 9-13- 2	4.09	9.8	6.88	7.0	6			1.68	台風第8218号崩れのL
	⑧	79- 4- 8-12～79- 4- 9-18	79- 4- 9- 2	3.95	10.5	6.27	11.4	6			1.59	日本海L
	9	83- 4- 1-18～83- 4- 3- 2	83- 4- 2- 2	3.95	9.1	6.39	7.9	14			1.61	二つ玉L
	⑩	81- 4-20- 6～81- 4-21- 6	81- 4-20-12	3.87	8.6	7.41	9.7	14			1.91	二つ玉L
	⑪	80- 9-27-24～80- 9-28-16	80- 9-28-12	3.84	10.7	5.83	12.5	6			1.52	南岸性L
	⑫	79- 2-23-24～79- 2-25-20	79- 2-24-22	3.71	12.9	4.92	12.7	16			1.33	前線性L
	13	82- 4-15-22～82- 4-16-10	82- 4-16- 4	3.69	10.4	5.53	8.7	4			1.50	南岸L
	14	82-11-29-18～82-12- 1-16	82-11-30-14	3.54	9.3	5.08	9.0	2			1.44	二つ玉L
	15	82- 6-27-12～82- 6-27-20	82- 6-27-14	3.50	12.2	5.39	10.3	6			1.54	台風第8205号
	⑯	80-10- 3-16～80-10- 4-24	80-10- 4-18	3.40	14.0	4.75	13.4	8			1.40	台風第8018号
	⑰	81- 5-18- 4～81- 5-18-18	81- 5-18-10	3.29	9.5	5.52	7.4	2			1.68	二つ玉L
	18	79-10- 1- 4～79-10- 1-14	△79-10- 1- 8	3.20	8.4	6.05	9.5	2			1.89	太平洋岸前線性L
	19	83-11- 7- 6～83-11- 8-22	83-11- 7-22	3.08	10.7	4.84	9.7	4			1.57	台風第8317号崩れのL
	20	80- 3- 8-14～80- 3-10- 2	80- 3- 8-22	3.07	10.8	4.09	12.5	2			1.33	太平洋岸前線性L
	21	82-10- 9- 6～82-10-11- 8	82-10- 9-16	3.04	11.1	4.30	9.9	2			1.41	台風第8221号崩れのL
	22	79- 1-30-12～79- 1-31- 8	79- 1-30-18	3.00	9.9	4.50	10.0	2			1.50	二つ玉L
	23	81- 8- 4-14～81- 8- 5-24	81- 8- 5-14	2.97	11.9	4.20	11.3				1.41	台風第8112号
	24	81- 8-22-24～81- 8-23- 6	△81- 8-23- 6	2.93	7.1	5.24	7.6				1.79	台風第8115号
	25	84-10-12-12～84-10-14- 4	84-10-13- 4	2.91	9.8	4.13	9.3				1.42	南岸L及び冬型
	26	84-12-12-14～84-12-12-20	84-12-12-16	2.89	11.9	4.53	12.1				1.57	南岸L及び冬型
	27	81-10-22-20～81-10-23-20	81-10-23-14	2.83	13.8	4.06	13.8				1.43	台風第8124号
	28	84- 5- 2-20～84- 5- 3- 2	84- 5- 2-24	2.79	10.0	3.53	8.0				1.27	二つ玉L
	29	84- 4-20-22～84- 4-22- 8	84- 4-20-24	2.75	11.2	3.78	9.6				1.37	二つ玉L及び移動性H
	30	79- 2- 6-10～79- 2- 6-20	79- 2- 6-12	2.71	9.5	4.10	10.6				1.51	前線性L

付表－6.13　小名浜港　異常波浪一覧表

	No.	出現期間	最大有義波の起時	$H_{1/3}$ (m)	$T_{1/3}$ (s)	H_{max} (m)	T_{max} (s)	継続時間 3m以上	継続時間 5m以上	継続時間 7m以上	$H_{max}/H_{1/3}$	気象要因
*	①	'81- 4-20- 4H～81- 4-21-10H	'81- 4-20-18H	5.89	11.7	8.44	12.4	22	8		1.43	二つ玉L
*	②	81- 8-22- 8～81- 8-23-18	△81- 8-23-12	5.89	11.7	8.29	11.2	22	2		1.41	台風第8115号
*	③	81-10-22-18～81-10-23- 6	△81-10-23- 6	5.67	12.3	8.27	12.1	8	2		1.46	台風第8124号
*	4	83- 2-17-14～83- 2-20- 4	83- 2-18-10	5.61	11.3	9.34	12.6	42	6		1.66	二つ玉L
*	5	82- 4-15-14～82- 4-16-20	△82- 4-16- 2	4.85	10.4	8.46	10.6	12			1.74	日本海L
	⑥	80-10- 3-10～80-10- 5- 6	80-10- 4- 8	4.64	13.1	7.52	13.6	24			1.62	台風第8018号
	⑦	80-10-25-10～80-10-26-22	80-10-25-14	4.59	10.9	8.45	6.9	10			1.84	日本海L
	8	82- 1- 4-22～82- 1- 7- 2	82- 1- 5-10	4.42	10.3	6.59	8.7	26			1.49	二つ玉L及び冬型
	9	83- 8-14-18～83- 8-18-24	83- 8-17-22	4.28	10.0	6.09	10.1	28			1.42	台風第8305号
	10	83-11- 6-24～83-11- 9-12	83-11- 8- 4	4.26	13.0	6.15	12.9	14			1.44	台風第8317号崩れのL
	11	81- 5-29- 4～81- 5-30- 2	81- 5-29- 8	3.93	9.7	7.12	8.5	6			1.81	本州東岸L
	12	83- 4- 1-16～83- 4- 3-12	△83- 4- 1-24	3.93	8.8	6.23	8.5	10			1.59	二つ玉L
	⑬	80- 3-30-10～80- 3-30-18	80- 3-30-10	3.73	9.7	6.46	10.3	4			1.73	南岸L
	14	81- 5-18- 6～81- 5-19- 4	81- 5-18-10	3.62	9.4	5.70	8.4	10			1.57	二つ玉L
	15	83- 3-10-24～81- 3-15-12	83- 3-11-14	3.45	11.3	4.45	11.7	4			1.29	南岸L
	16	80- 9-27-16～80- 9-29-18	80- 9-28-10	3.38	10.9	5.20	10.4	14			1.54	太平洋岸前線性L
	17	84- 1-20- 4～84- 1-24-20	84- 1-22-14	3.31	9.4	5.23	10.8	10			1.58	南岸L及び冬型
	18	82- 3-21- 2～82- 3-23-12	82- 3-21-18	3.29	10.4	5.43	12.2	12			1.65	南岸L
	19	80- 4-28- 4～80- 4-28-24	80- 4-28-10	3.28	8.1	5.32	10.4	6			1.62	二つ玉L
	20	80- 8- 3-16～80- 8- 5-22	80- 8- 5-12	3.25	12.2	4.66	12.5	2			1.43	台風第8010号
	21	83- 6-13-12～83- 6-14- 8	83- 6-13-22	3.23	9.1	5.39	8.2	6			1.67	二つ玉L
	22	81- 8- 3-20～81- 8- 5-22	81- 8- 5- 6	3.20	11.9	4.52	7.0	2			1.41	台風第8112号
	23	83- 4-11-14～83- 4-11-24	83- 4-11-16	3.17	9.2	6.29	8.6	2			1.98	前線性L
	24	84-12-12- 8～84-12-13- 6	84-12-12-14	3.16	10.5	4.82	10.7	4			1.53	南岸L及び冬型
	25	81- 4-30-18～81- 5- 1-14	81- 4-30-20	3.16	8.4	4.91	8.3	2			1.55	本州東岸L
	26	80- 3- 8-14～80- 3-10-16	80- 3-10- 6	3.15	8.4	4.34	8.1	4			1.38	太平洋岸前線性L
	27	84- 5- 2-12～84- 5- 3-14	84- 5- 2-24	3.12	10.0	4.84	12.0	2			1.55	二つ玉L
	28	84- 5-21-12～84- 5-24-22	84- 5-23-14	3.11	10.0	5.82	11.4	2			1.87	本州東南海上L
	29	83- 4-15-18～83- 4-16-20	83- 4-16- 6	3.03	9.0	4.10	8.2	2			1.35	日本海L
	30	80-12- 3- 2～80-12- 4-10	80-12- 3- 8	3.01	8.6	4.84	8.5	2			1.61	冬型

付表－6.14　阿字ヶ浦　異常波浪一覧表

	No.	出現期間	最大有義波の起時	$H_{1/3}$ (m)	$T_{1/3}$ (s)	H_{max} (m)	T_{max} (s)	継続時間 3m以上	継続時間 5m以上	継続時間 7m以上	$H_{max}/H_{1/3}$	気象要因
*	1	83- 2-17-10H～83- 2-21- 4H	83- 2-18- 6H	5.58	12.1	9.30	16.3	38	10		1.67	二つ玉L
*	②	81- 8-22-24～81- 8-23-24	81- 8-23- 8	5.52	11.5	8.38	10.9	6	2		1.52	台風第8115号
*	③	81-10-22-18～81-10-23- 2	81-10-22-24	5.50	12.9	8.10	10.7	14	2		1.47	台風第8124号
*	4	82-10- 7-12～82-10-12-10	82-10- 9-22	5.34	12.4	7.88	11.9	52	6		1.48	台風第8221号崩れのL
*	5	82- 6-26-24～82- 6-28- 2	82- 6-27-14	4.90	11.9	8.02	10.2	10			1.64	台風第8205号
	6	82- 9-12- 8～82- 9-13- 4	82- 9-12-22	4.77	8.5	7.82	8.9	10			1.64	台風第8218号
	⑦	80-12-23-22～80-12-26- 2	80-12-25- 2	4.74	11.4	7.27	15.2	36			1.53	太平洋岸前線性L
	⑧	80- 9-27- 2～80-10- 1-12	80- 9-28- 8	4.49	9.9	6.51	12.1	34			1.45	太平洋岸前線性L
	9	84-10- 8-12～84-10-15- 8	84-10-13- 4	4.44	10.6	7.01	13.5	36			1.58	南岸L及び冬型
	10	83-11- 6-16～83-11- 9-20	83-11- 7-14	4.39	9.8	7.22	10.8	50			1.64	台風第8317号崩れのL
	11	82- 4-15-16～82- 4-16-16	82- 4-15-22	4.33	8.4	7.37	8.6	8			1.70	南岸L
	12	82-10-19-22～82-10-24- 2	82-10-20-18	4.15	11.2	6.28	7.2	24			1.51	二つ玉L
	13	84- 1-22- 2～84- 1-26-14	84- 1-22-10	4.12	7.9	6.65	7.7	24			1.61	南岸L及び冬型
	14	81- 4-20- 2～81- 4-20-24	81- 4-20- 8	4.10	8.7	7.59	9.0	10			1.85	二つ玉L
	15	80-10-25- 6～80-10-26- 6	80-10-25-10	4.08	9.0	6.58	9.5	6			1.61	日本海L
	16	80-10- 3- 8～80-10- 5-12	80-10- 4- 6	3.95	12.9	5.84	14.7	24			1.48	台風第8018号
	17	83- 8-14-18～83- 8-16- 8	83- 8-15-10	3.85	9.3	5.97	9.0	8			1.55	台風第8306号
	18	82- 8- 1-22～82- 8- 2-16	82- 8- 2- 6	3.83	8.7	5.65	13.7	6			1.48	台風第8210号崩れのL
	19	84-12-17- 2～84-12-17-18	84-12-17- 8	3.83	7.7	5.65	7.1	8			1.48	日本海L及び南岸Lと冬型
	20	82- 9- 3-18～82- 9- 6-24	82- 9- 6- 6	3.77	11.0	5.55	10.2	26			1.47	台風第8215号
	21	84-11-19-24～84-11-21-12	△84-11-20- 8	3.62	8.0	5.16	10.9	10			1.43	気圧の谷及び南岸L
	22	82-11-30- 6～82-12- 1- 6	82-11-30-12	3.53	9.4	5.98	8.1	4			1.69	二つ玉L
	23	81- 5-17-14～81- 5-19- 2	△81- 5-18- 4	3.51	8.2	5.84	6.7	12			1.66	二つ玉L
	24	84- 1-31-16～84- 2- 1-12	84- 1-31-24	3.45	7.6	6.67	8.7	6			1.93	南岸L及び冬型
	25	82- 3-21- 4～82- 3-21-24	82- 3-21-16	3.38	9.6	5.31	8.3	6			1.57	南岸L
	㉖	80- 3- 8- 4～80- 3-10-18	80- 3- 8-24	3.36	10.5	5.59	9.4	14			1.66	太平洋岸前線性L
	27	82- 6-24-14～82- 6-25-14	82- 6-25- 4	3.31	9.0	5.01	7.7	6			1.51	南岸L
	28	81- 8- 4-10～81- 8- 5- 6	81- 8- 5- 4	3.29	12.4	4.50	9.1	2			1.37	台風第8112号
	29	80- 5- 1- 4～80- 5- 2-18	80- 5- 1-20	3.29	9.5	4.95	9.0	4			1.50	移動性Hの張り出し
	30	82- 4-22- 4～82- 4-23- 2	82- 4- 22-14	3.22	7.0	6.11	7.8	4			1.90	南岸L

付表－6.15　鹿島港　異常波浪一覧表

No.	出現期間	最大有義波の起時	$H_{1/3}$ (m)	$T_{1/3}$ (s)	H_{max} (m)	T_{max} (s)	継続時間 3m以上	継続時間 5m以上	継続時間 7m以上	$H_{max}/H_{1/3}$	気象要因
* ①	75-11- 9-24H～75-11-17- 4H	△75-11-12- 2H	7.09	13.2	9.60	10.5	70	30	2	1.35	台風第7519号
* ②	80-11-26-12～80-12- 3-22	80-12- 1- 4	7.06	13.5	9.84	13.0	152	52	2	1.39	太平洋岸沿前線性L
* ③	80- 9-26-20～80-10- 6-10	80-10- 4- 8	6.52	13.7	9.34	13.7	50	18		1.43	台風第8018号
* ④	80-12-23-20～80-12-28-12	80-12-25-10	6.32	13.2	8.93	9.5	58	20		1.41	太平洋岸前線性L
* 5	79-10- 5- 4～79-10-10-20	△79-10- 7-22	5.93	8.6	9.31	8.7	30	8		1.57	台風第7918号
⑥	81- 8-22-14～81- 8-23-22	△81- 8-23- 6	5.92	12.1	9.12	12.2	10	2		1.54	台風第8115号
⑦	79- 2-23-12～79- 3- 7-16	79- 3- 5-18	5.75	13.6	8.73	11.5	50	4		1.52	前線性L
⑧	79- 5-14-14～79- 5-17-12	79- 5-15-16	5.70	7.9	7.34	8.3	48	2		1.29	前線性L
⑨	72-12-24- 2～72-12-27-10	△72-12-25- 4	5.44	12.5	7.16	12.0	54	6		1.32	弱い冬型
⑩	78- 4- 3- 8～78- 4- 7-16	78- 4- 3-18	5.24	10.9	7.28	13.5	40	2		1.39	二つ玉L
11	79-11-10-22～79-11-13-12	△79-11-11-12	5.24	8.0	7.36	7.2	20	2		1.40	前線性L
12	84-10- 9-10～84-10-16-14	84-10-13- 4	5.20	11.0	7.25	10.3	82	2		1.39	南岸L及び冬型
⑬	75- 4-22-12～75- 4-24- 4	△75- 4-22-12	5.12	9.8	7.09	7.5	24	2		1.38	前線性L
⑭	74- 3-27- 6～74- 3-30- 2	△74- 3-28- 8	5.00	10.7	8.16	12.0	28	2		1.63	前線性L
15	75-10-18- 2～75-10-21-10	75-10-19-22	5.00	9.0	7.30	11.0	54	2		1.46	前線性L
⑯	81-10-22-12～81-10-23-24	△81-10-23- 6	4.90	13.0	8.90	13.7	22			1.82	台風第8124号
17	75-10-30- 4～75-11- 7-18	75-11- 5-16	4.85	10.8	6.60	10.0	50			1.36	移動性Hの張り出し
18	80- 3- 8- 2～80- 3-11- 8	80- 3- 8-16	4.85	10.3	7.70	10.5	76			1.59	太平洋岸前線性L
⑲	73- 3-14-20～73- 3-17- 8	73- 3-16- 6	4.81	13.8	6.84	16.5	32			1.42	前線性L
⑳	79- 4-26-12～79- 4-30- 4	79- 4-27-10	4.79	8.5	7.68	9.4	38			1.60	前線性L
21	84-11-19-16～84-11-21-20	84-11-20-10	4.75	8.6	6.81	8.7	30			1.43	気圧の谷及び南岸L
22	79-10-16- 4～79-10-19-12	△79-10-19-12	4.67	9.1	6.54	6.2	12			1.40	台風第7920号
23	84-12-16-24～84-12-17-22	84-12-17-10	4.59	8.5	7.70	7.3	14			1.68	日本海L及び南岸L
㉒	81- 5-17- 6～81- 5-19-16	81- 5-18- 2	4.53	10.0	6.38	11.2	30			1.41	二つ玉L
㉓	76- 9-27- 6～76- 9-30- 4	76- 9-29- 8	4.48	11.3	6.44	10.5	26			1.44	太平洋岸前線性L
㉔	78- 3-20-20～78- 3-24-20	78- 3-23- 6	4.47	10.0	6.92	10.5	50			1.55	太平洋岸前線性L
27	80- 4-30-24～80- 5- 4-12	80- 5- 2- 4	4.43	9.9	7.39	9.1	34			1.67	移動性Hの張り出し
28	79- 7-18-18～79- 7-20- 6	79- 7-19- 8	4.43	9.7	6.32	10.0	26			1.43	前線性L
29	84-12-11-24～84-12-13-12	84-12-12- 8	4.43	8.6	6.24	9.1	16			1.41	南岸L及び冬型
30	79-11-22-14～79-11-25-12	79-11-24- 4	4.42	9.3	6.32	8.2	44			1.43	移動性Hの張り出し

付表－6.16　浜金谷　異常波浪一覧表

	No.	出現期間	最大有義波の起時	$H_{1/3}$ (m)	$T_{1/3}$ (s)	H_{max} (m)	T_{max} (s)	継続時間 3m以上	継続時間 5m以上	継続時間 7m以上	$H_{max}/H_{1/3}$	気象要因
*	①	'79- 3-30- 8H～79- 3-31-20H	'79- 3-30-24H	4.45	8.4	7.02	7.5	10			1.58	前線性L
*	2	82- 9-12-12～82- 9-13-14	82- 9-12-20	4.27	9.6	5.31	10.9	6			1.24	台風第8218号
*	3	82- 8- 1-18～82- 8- 4-20	82- 8- 2- 4	4.17	10.1	6.64	10.4	4			1.59	台風第8210号
	4	79-10-18-10～79-10-19-12	△79-10-19-12	3.90	10.5	8.67	6.4	2			2.22	台風第7920号
*	⑤	74- 8-26-10～74- 8-27-18	△74- 8-26-12	3.87	11.6	5.66	12.0	4			1.46	台風第7414号
*	6	82- 6- 3- 8～82- 6- 4-22	82- 6- 3-16	3.34	7.5	5.07	5.6	4			1.52	南岸L
	⑦	75- 8-22- 8～75- 8-23-24	75- 8-23-12	3.29	9.1	4.17	10.5	2			1.27	台風第7506号
	8	82- 3- 4-18～82- 3- 6-18	82- 3- 5-14	3.29	7.4	4.81	9.0	2			1.46	日本海L
	9	83- 3-17-16～83- 3-19- 4	83- 3-17-24	3.28	7.0	4.57	8.8	2			1.39	二つ玉L
	⑩	77- 4-28-12～77- 4-29- 6	77- 4-28-18	3.20	7.7	4.34	8.5	4			1.36	前線性L
	⑪	81- 3-25-12～81- 3-28- 6	81- 3-25-22	3.19	8.6	5.21	8.3	2			1.63	南岸L
	⑫	81-10- 9- 2～81-10-10- 6	81-10- 9-12	3.18	6.9	5.13	6.8	2			1.61	二つ玉L
	⑬	80-10-25-18～80-10-27-22	80-10-26-16	3.15	6.8	5.53	6.2	4			1.76	冬　型
	⑭	81- 3-15- 4～81- 3-16- 8	81- 3-15-16	3.12	7.3	5.09	8.7	2			1.63	前線性L
	15	83- 5-16-20～83- 5-18- 8	83- 5-17- 4	3.06	7.7	4.86	9.4	2			1.59	本州縦断L
	16	83- 8-12-24～83- 8-19- 6	83- 8-17-24	3.06	7.7	4.22	5.8	2			1.38	台風第8305号
	⑰	80-12-11-24～80-12-15-18	80-12-13- 4	3.06	7.2	4.70	7.0	2			1.54	冬　型
	18	81- 1- 2-10～81- 1- 4-14	81- 1- 2-16	2.96	6.5	6.27	5.8				2.12	二つ玉L
	19	82-11-30- 2～82-12- 1- 2	△82-11-30-10	2.95	7.3	6.20	7.6				2.10	二つ玉L
	⑳	74- 2-22-14～74- 2-23-16	74- 2-23- 8	2.91	8.2	4.09	18.5				1.41	春一番(日本海L)
	21	81- 8-21- 8～81- 8-24- 4	△81- 8-23- 6	2.90	10.7	4.13	7.0				1.42	台風第8115号
	22	80- 4- 5-18～80- 4- 7-12	80- 4- 6-24	2.88	6.6	3.95	6.3				1.37	前線性日本海L
	㉓	78- 2-28-20～78- 3- 1-18	△78- 2-28-22	2.87	6.8	3.96	7.5				1.38	春一番(日本海L)
	㉔	74-11-18- 6～74-11-19- 2	74-11-18-18	2.84	7.2	4.20	8.0				1.48	前線性二つ玉L
	25	83-11-17-10～83-11-19- 6	83-11-18-16	2.83	7.0	4.46	8.4				1.58	日本海L
	26	82-11-24-10～82-11-25- 6	82-11-24-16	2.81	6.8	4.76	6.7				1.69	冬　型
	27	79- 1-17-24～79- 1-19-12	79- 1-18-14	2.81	6.7	5.05	8.9				1.80	前線性二つ玉L
	28	81-10-22-22～81-10-25-20	81-10-23- 8	2.80	8.5	4.20	5.5				1.50	台風第8124号
	29	83-12-10-18～83-12-12-16	83-12-11-24	2.79	7.4	4.34	9.2				1.56	日本海L及び冬型
	30	77- 2-20- 4～77- 2-21-24	77- 2-21-10	2.77	6.4	4.30	5.5				1.55	前線性L

付表－6.17　波浮港　異常波浪一覧表

No.	出現期間	最大有義波の起時	$H_{1/3}$ (m)	$T_{1/3}$ (s)	H_{max} (m)	T_{max} (s)	継続時間 3 m 以上	継続時間 5 m 以上	継続時間 7 m 以上	$H_{max}/H_{1/3}$	気象要因
* ①	'81- 8-19-24H～81- 8-24- 2H	'81- 8-23- 2H	8.36	10.7	11.02	9.0	48	22	6	1.32	台風第8115号
* ②	79- 5-14- 8～79- 5-16-14	79- 5-14-20	7.13	10.7	10.92	12.5	30	10	2	1.53	前線性L
* ③	81-10-18-24～81-10-24-16	81-10-22-22	7.02	10.6	11.08	9.5	36	10	2	1.58	台風第8124号
* 4	82- 7-27-22～82- 8- 4-18	△82- 8- 2- 2	6.94	11.1	10.53	9.5	30	10		1.52	台風第8210号
* 5	84-10-10- 4～84-10-16-12	84-10-12-20	6.86	11.4	9.08	12.8	62	10		1.32	南岸L及び冬型
⑥	74- 8-25- 8～75- 8-27-12	△74- 8-26-12	6.85	11.1	10.08	9.5	32	4		1.47	台風第7414号
⑦	79-10-13-22～79-10-20-18	△79-10-19-18	6.74	11.9	9.84	14.5	60	14		1.46	台風第7920号
⑧	75-11- 9-14～75-11-14- 4	75-11-12-18	6.20	15.1	10.92	15.5	68	6		1.76	前線性L
⑨	78- 3- 9-20～78- 3-11-22	78- 3-10-16	6.14	9.3	10.08	8.5	22	8		1.64	二つ玉L
10	83- 2-17- 6～83- 2-20-18	83- 2-17-24	6.08	11.7	9.28	9.4	54	8		1.53	二つ玉L
⑪	77- 3-23-10～77- 3-25-18	77- 3-24- 6	6.00	9.9	9.72	8.0	30	6		1.62	太平洋岸前線性L
12	82-11-29-24～82-12- 2- 8	82-11-30-10	5.96	10.1	9.81	9.4	28	6		1.65	二つ玉L
13	82-10- 6-16～82-10-12-18	82-10- 9-12	5.92	12.4	10.06	15.7	48	10		1.70	台風第8221号
⑭	75- 9- 6-12～75- 9- 9-10	75- 9- 7-12	5.68	13.4	7.92	14.9	64	2		1.39	台風第7508号
⑮	79- 4- 8-12～79- 4-10- 4	79- 4- 8-20	5.64	8.2	8.40	8.0	24	2		1.49	前線性L
16	82- 9-11-16～82- 9-13-18	△82- 9-12-14	5.57	9.7	8.51	6.9	6	2		1.53	台風第8218号
⑰	74- 8-29-18～74- 9- 2-12	74- 8-30-24	5.42	12.7	8.76	12.0	36	2		1.62	台風第7416号
18	83- 8-13- 4～83- 8-19- 6	△83- 8-17-10	5.34	9.9	10.29	11.2	96	6		1.93	台風第8305号
⑲	80-10- 2- 6～80-10- 6- 8	80-10- 4- 8	5.10	13.0	6.70	11.9	60	2		1.31	台風第8018号
⑳	76- 3-16-12～76- 3-18- 8	76- 3-17-24	5.09	10.1	8.64	9.5	28	2		1.70	前線性L
㉑	75- 8-21-24～75- 8-24- 2	75- 8-23-10	5.09	10.0	7.20	19.0	26	2		1.41	台風第7506号
㉒	79- 3-24- 8～79- 3-25- 8	79- 3-24-22	5.04	8.6	9.12	7.0	14	2		1.81	前線性L
23	82- 8-31- 6～82- 9- 7-10	82- 9- 4-20	4.95	10.9	7.67	10.4	100			1.55	台風第8215号
24	77-11-16- 8～77-11-18-12	△77-11-17- 2	4.95	8.5	6.96	8.0	36			1.41	太平洋岸前線性L
25	78- 4- 6-14～78- 4- 7-20	78- 4- 6-18	4.94	8.9	8.16	8.0	20			1.65	二つ玉L
㉖	81- 4-19-24～81- 4-21- 8	81- 4-20- 4	4.88	8.5	7.42	7.3	22			1.52	二つ玉L
27	75-11- 4- 4～75-11- 8- 6	75-11- 7- 8	4.86	8.5	11.40	9.0	48			2.35	前線性L
㉘	73-11- 9-18～73-11-11-16	73-11-10-10	4.82	9.6	6.12	9.5	18			1.27	前線性L
㉙	78- 7-31- 6～78- 8- 4-18	78- 8- 1- 6	4.81	10.9	7.44	12.5	18			1.55	台風第7807号
㉚	77- 9-16-10～77- 9-20-10	△77- 9-19-14	4.77	10.5	6.36	10.0	62			1.33	台風第7711号

付表－6.18　潮岬　異常波浪一覧表

No.	出現期間	最大有義波の起時	$H_{1/3}$ (m)	$T_{1/3}$ (s)	H_{max} (m)	T_{max} (s)	継続時間 3m以上	継続時間 5m以上	継続時間 7m以上	$H_{max}/H_{1/3}$	気象要因
* ①	'82- 8-24-14H～82- 8-28- 6H	'82- 8-27- 4H	6.65	13.5	9.03	15.3	56	24		1.36	台風第8213号
* ②	72- 1-31-22～72- 2- 1-24	72- 2- 1- 2	5.83	9.0	6.58	7.9	24	8		1.36	前線性二つ玉L
* ③	83- 9-28-10～83- 9-29- 4	83- 9-28-20	5.76	11.1	9.89	10.5	12	2		1.72	台風第8310号崩れのL
* 4	82- 9-24-24～82- 9-25-20	82- 9-25- 6	5.72	13.8	7.98	15.0	12	4		1.40	台風第8219号
* ⑤	81-10-22- 6～81-10-22-24	81-10-22-20	5.54	15.8	8.64	15.2	14	6		1.56	台風第8124号
⑥	76- 9- 9-18～76- 9-12-12	76- 9-11-10	5.42	13.0	9.68	13.0	44	4		1.79	台風第7617号
7	82- 3- 5- 8～82- 3- 6- 2	82- 3- 5-16	5.41	10.7	8.07	10.5	16	2		1.49	日本海L
⑧	75- 4- 5-20～75- 4- 6-20	75- 4- 6- 4	4.63	8.9	7.68	8.0	18			1.66	前線性L
⑨	79- 3-30- 6～79- 3-31-10	79- 3-30-24	4.53	10.0	8.19	8.5	14			1.81	前線性L
⑩	73- 1- 1-22～73- 1- 2- 6	73- 1- 1-24	4.52	9.5	6.36	9.0	4			1.41	前線性L
11	83- 4- 1-16～83- 4- 2- 6	83- 4- 1-18	4.46	10.1	5.78	11.2	6			1.30	二つ玉L
⑫	78- 2-28-16～78- 3- 1-16	78- 2-28-22	4.41	9.7	6.12	10.0	12			1.39	前線性日本海L
⑬	80- 3- 1- 8～80- 3- 1-24	80- 3- 1-16	4.40	10.8	4.97	12.0	10			1.13	春一番(前線性L)
⑭	75- 3-20-16～75- 3-21- 4	75- 3-20-22	4.40	10.3	7.19	8.5	6			1.63	前線性二つ玉L
15	83- 8-14-22～83- 8-16-20	83- 8-16-10	4.38	14.1	6.20	13.2	14			1.42	台風第8305号
⑯	75- 3-10- 4～75- 3-10-14	75- 3-10-10	4.36	9.2	5.90	9.0	4			1.35	前線性二つ玉L
17	75- 4- 8-10～75- 4- 8-24	75- 4- 8-14	4.32	8.6	6.66	8.2	6			1.54	前線性日本海L
⑱	78- 8- 2-20～78- 8- 3-18	78- 8- 3- 6	4.29	10.3	5.86	9.5	8			1.37	台風第7808号
19	83- 6-13- 4～83- 6-13-14	83- 6-13- 8	4.29	10.1	5.91	11.0	6			1.38	二つ玉
⑳	70- 8-27-24～70- 8-28-10	70- 8-28-10	4.15	12.6	4.71	13.5	10			1.13	台風第7011号及び台風第7012号
㉑	73- 4-17-14～73- 4-17-18	△73- 4-17-14	4.09	8.5	5.96	8.5	4			1.46	前線性L
㉒	81- 3-25-10～81- 3-26- 4	81- 3-25-18	4.02	9.7	6.48	9.2	12			1.61	二つ玉L
23	73- 8-15-12～73- 8-16- 8	73- 8-16- 2	3.99	11.9	5.52	10.5	18			1.38	台風第7310号
24	82-10- 8-20～82-10- 8-24	82-10- 8-24	3.98	17.4	5.30	17.1	4			1.33	台風第8221号
㉕	79- 8-14-20～79- 8-17-14	△79- 8-15-20	3.89	12.5	5.74	11.0	26			1.48	台風第7910号
26	82- 8- 1- 6～82- 8- 1-24	82- 8- 1-18	3.86	15.1	4.92	14.5	8			1.27	台風第8210号
27	83- 3-17-14～83- 3-18- 8	83- 3-17-18	3.86	9.1	6.57	9.0	6			1.70	二つ玉L
㉘	80- 5- 9- 6～80- 5- 9-10	80- 5- 9- 8	3.86	9.0	5.71	9.0	4			1.48	前線性L
29	71- 3-26-22～71- 3-27- 8	△71- 3-26-24	3.78	7.8	6.36	8.0	4			1.68	前線性L
30	81- 8-30-20～81- 9- 1- 8	81- 8-31- 8	3.77	12.3	6.34	12.4	4			1.68	台風第8118号

付表－6.19　高知沖　異常波浪一覧表

No.	出現期間	最大有義波の起時	$H_{1/3}$ (m)	$T_{1/3}$ (s)	H_{max} (m)	T_{max} (s)	継続時間 3m以上	継続時間 5m以上	継続時間 7m以上	$H_{max}/H_{1/3}$	気象要因
* 1	'82- 9-24-18H～82- 9-25-18H	'82- 9-25- 4H	8.60	13.1	12.29	14.0	16	8	4	1.43	台風第8219号
* 2	82- 8-24- 6～82- 8-28- 8	82- 8-27-12	8.35	11.6	14.90	11.2	90	50	8	1.78	台風第8213号
* ③	81- 7-29-16～81- 8- 1- 4	81- 7-30-22	6.70	12.0	9.90	10.6	26	8		1.48	台風第8110号
* ④	81-10-21- 6～81-10-23- 2	81-10-22-14	5.32	13.8	7.24	18.1	38	4		1.36	台風第8124号
* 5	82-11-29-10～82-11-30-20	82-11-30- 2	5.27	10.3	10.29	11.1	24	4		1.95	二つ玉L
6	83- 9-28- 2～83- 9-28-22	83- 9-28-16	5.23	9.9	7.95	10.4	14	2		1.52	台風第8310号 崩れのL
7	83- 3-31-18～83- 4- 1-12	83- 4- 1- 6	4.84	10.0	8.55	9.6	12			1.77	南岸L及び二つ玉
8	84- 8-17-24～84- 8-22-14	84- 8-21-18	4.58	8.9	7.10	9.1	22			1.55	台風第8410号
9	81- 9-30-12～81-10- 1-10	81-10- 1-10	4.52	14.4	6.78	13.8	32			1.50	台風第8122号
10	82- 9- 1-10～82- 9- 5- 2	82- 9- 3-16	4.21	12.4	6.53	12.0	24			1.55	台風第8215号
11	83- 8-10-24～83- 8-16-22	83- 8-13-22	4.16	13.0	6.46	12.5	70			1.55	台風第8305号
12	83- 6-12-22～83- 6-13-16	83- 6-13- 2	4.10	9.2	5.69	9.5	8			1.39	二つ玉L
13	82- 3-15- 8～82- 3-16- 4	82- 3-15-16	4.07	9.0	6.37	8.4	8			1.57	二つ玉L
14	82- 7-30-16～82- 8- 2- 8	82- 8- 1-14	4.05	13.0	6.08	11.8	32			1.50	台風第8210号
15	81- 8-19-18～81- 8-22-22	81- 8-22- 8	3.98	13.0	6.23	12.6	24			1.57	台風第8115号
16	82- 3- 5- 2～82- 3- 5-22	82- 3- 5- 8	3.97	8.7	7.01	8.4	14			1.77	日本海L
17	84- 7-28-20～84- 7-30-10	84- 7-29-10	3.86	10.2	5.39	10.9	10			1.40	台風第8407号
18	81-11- 2-10～81-11- 2-24	81-11- 2-16	3.74	8.5	6.12	9.4	8			1.64	二つ玉L
19	82- 3-20-10～82- 3-21- 4	82- 3-20-18	3.50	10.0	5.72	10.2	6			1.63	南岸L
20	84-10-12- 4～84-10-13- 6	84-10-12-18	3.46	12.2	4.94	14.6	10			1.43	南岸L及び冬型
21	82-10- 8-12～82-10- 8-22	82-10- 8-18	3.45	14.5	5.03	15.8	2			1.46	台風第8221号
22	84- 3-24-12～84- 3-24-22	84- 3-24-16	3.32	8.6	5.71	9.1	4			1.72	日本海L及び南岸L
23	82- 3-30-24～82- 3-31-10	82- 3-31- 4	3.30	7.8	5.30	7.2	2			1.61	日本海L
24	84- 4-19- 8～84- 4-19-24	84- 4-19-12	3.29	7.8	5.36	7.7	4			1.63	二つ玉L
25	81- 6-22-24～81- 6-23-10	81- 6-23- 4	3.25	8.6	4.44	8.0	4			1.37	台風第8105号
26	82- 4-27-16～82- 4-29- 8	82- 4-28- 4	3.25	7.8	6.21	8.3	2			1.91	南岸L（北高型）
27	82- 9-10-10～82- 9-12-14	82- 9-11-14	3.22	14.1	4.50	11.8	2			1.40	台風第8218号
28	84-10-16- 2～84-10-17- 6	84-10-16-12	3.09	8.2	4.49	9.7	4			1.45	南岸L及び冬型
29	83- 3-16-16～83- 3-17- 6	83- 3-17- 2	3.07	8.8	4.76	9.2	2			1.55	二つ玉L
30	83- 5-16-14～83- 5-16-22	83- 5-16-16	3.07	7.9	5.76	9.0	2			1.88	本州縦断L

付表－6.20　鳥取港　異常波浪一覧表

	No.	出現期間	最大有義波の起時	$H_{1/3}$ (m)	$T_{1/3}$ (s)	H_{max} (m)	T_{max} (s)	継続時間 3 m 以上	継続時間 5 m 以上	継続時間 7 m 以上	$H_{max}/H_{1/3}$	気象要因
*	①	81-12- 1-22H～81-12- 3- 4H	81-12- 2- 4H	7.51	11.2	12.57	10.3	32	10	2	1.67	日本海L及び冬型
*	2	82-11-24-10～82-11-25- 6	82-11-24-16	6.05	10.1	11.33	10.4	22	6		1.87	冬　型
*	3	82- 4- 9-16～82- 4-11-10	82- 4- 9-20	5.87	10.3	9.02	8.2	44	4		1.54	日本海L
*	④	80-12-24-16～80-12-25-14	80-12-24-18	5.79	9.4	8.47	7.8	24	6		1.46	冬　型
*	5	83- 3-17-14～83- 3-18-22	83- 3-17-24	5.70	11.3	8.48	7.9	34	2		1.49	二つ玉L
	6	84- 1- 3-22～84- 1- 4-12	84- 1- 4- 2	5.46	9.5	8.65	9.8	16	2		1.58	二つ玉L及び冬型
	⑦	80-12-12-16～80-12-15-14	80-12-13- 8	5.35	9.9	9.62	11.1	72	2		1.80	日本海L
	⑧	81- 2-24-16～81- 2-28- 4	△81- 2-26-22	5.08	9.1	7.28	9.3	86	2		1.43	冬　型
	9	82- 1-28-20～82- 1-30- 8	82- 1-29- 2	4.87	8.8	7.25	9.5	38			1.49	二つ玉L及び冬型
	⑩	80-11-13- 8～80-11-13-24	80-11-13-14	4.73	9.2	8.02	8.2	18			1.70	冬　型
	11	80- 1- 7- 4～80- 1- 7-18	80- 1- 7-10	4.68	8.7	7.33	7.7	16			1.57	冬　型
	12	80-12-26-14～80-12-30-20	80-12-28- 2	4.67	10.7	7.99	14.3	104			1.71	冬　型
	13	83-12-31-10～83-12-31-14	83-12-31-12	4.66	8.7	7.33	8.0	6			1.57	冬　型
	⑭	80-10-25-22～80-10-27-14	80-10-26-20	4.58	10.0	6.52	10.2	42			1.42	前線性二つ玉L
	15	82-12- 6- 2～82-12- 6-14	82-12- 6- 4	4.52	8.3	7.61	7.5	14			1.68	冬　型
	16	81-10-23- 2～81-10-24- 2	81-10-23-14	4.43	9.5	9.26	8.7	28			2.09	台風第8124号
	17	79-10-19- 6～79-10-19-24	79-10-19-14	4.43	8.8	7.82	7.4	20			1.77	台風第7920号
	18	81- 1- 2-12～81- 1- 7-20	81- 1- 4-10	4.42	11.8	6.89	10.3	130			1.56	二つ玉L及び冬型
	19	83-11-17-22～83-11-18-22	83-11-18-16	4.38	8.7	6.92	10.3	26			1.58	日本海L及び冬型
	20	82-10-24-24～82-10-25-20	82-10-25- 2	4.36	9.6	8.24	9.7	22			1.89	日本海L
	21	84- 2-27- 6～84- 2-28-14	84- 2-27-14	4.34	9.0	7.73	6.8	34			1.78	南岸L及び冬型
	22	83-12-28-14～83-12-28-24	83-12-28-20	4.32	8.9	7.01	8.2	12			1.62	日本海L及び冬型
	23	84- 2- 6-10～84- 2-10- 6	84- 2- 7- 4	4.25	8.5	7.01	8.3	94			1.65	冬　型
	24	82- 2- 4-18～82- 2- 4-22	82- 2- 4-20	4.23	7.8	6.47	8.6	6			1.53	南岸L
	25	83- 9-28-12～83- 9-29-10	83- 9-28-18	4.20	8.9	7.79	10.6	24			1.85	台風第8310号崩れのL
	26	79-11-12-14～79-11-13-24	79-11-13-22	4.18	9.0	6.27	9.4	36			1.50	冬　型
	27	80- 1- 4-16～80- 1- 5-12	80- 1- 5- 6	4.18	8.8	6.20	6.6	22			1.48	冬　型
	28	84-11-19-22～84-11-20-16	△84-11-20- 4	4.16	8.3	6.33	9.3	20			1.52	気圧の谷及び南岸
	29	80-10-14-14～80-10-14-22	80-10-14-20	4.12	8.3	5.88	6.5	10			1.43	前線性L
	30	82- 1- 7- 8～82- 1- 7-18	82- 1- 7-10	4.11	8.1	6.46	7.7	12			1.57	冬　型

付表－6.21　浜田港　異常波浪一覧表

No.	出現期間	最大有義波の起時	$H_{1/3}$ (m)	$T_{1/3}$ (s)	H_{max} (m)	T_{max} (s)	継続時間 3m以上	継続時間 5m以上	継続時間 7m以上	$H_{max}/H_{1/3}$	気象要因
1	'76- 2- 5-18H～76- 2- 7-18H	'76- 2- 5-22H	7.51	10.5	10.59	12.2	16	8	2	1.41	冬　型
* ②	80-12-23-14～80-12-31-12	80-12-24-20	6.77	10.4	10.17	8.4	26	8		1.50	冬　型
* 3	82- 4- 9- 6～82- 4-10-20	82- 4- 9-18	6.66	9.6	9.47	9.8	26	8		1.42	日本海L
* ④	81-12- 1-14～82-12- 3-12	△81-12- 2- 4	6.31	10.6	9.71	11.4	34	16		1.54	日本海L及び冬型
* 5	83-12-30-24～83-12-31-18	83-12-31- 8	5.89	9.3	9.44	9.2	14	6		1.60	冬　型
* ⑥	77-12-31-24～78- 1- 3-24	78- 1- 2-24	5.71	10.2	7.44	12.0	40	8		1.30	冬　型
⑦	80-12-12- 2～80-12-17- 4	80-12-12-24	5.71	8.4	8.90	8.6	72	10		1.56	日本海L
⑧	78- 1-30- 2～78- 2- 5- 8	78- 2- 1-10	5.67	8.6	10.64	7.5	14	4		1.88	冬　型
9	78-11-28- 2～78-11-29-22	△78-11-28-16	5.66	8.8	7.92	9.5	46	4		1.40	日本海L
⑩	76- 9-11-18～76- 9-15-14	76- 9-13-16	5.61	9.3	8.64	9.0	24	6		1.54	台風第7617号
⑪	78-12-28-14～78-12-30-20	78-12-29-24	5.60	10.0	8.32	9.5	22	2		1.49	冬　型
⑫	81- 2-24-14～81- 2-28- 6	81- 2-26-12	5.48	8.6	8.68	9.9	68	10		1.58	冬　型
⑬	81- 3- 8-16～81- 3-10-12	△81- 3- 9-22	5.42	8.8	8.44	9.2	12	4		1.56	南岸L
14	83-11-16-20～83-11-19-12	83-11-17-24	5.38	8.6	6.99	7.8	50	4		1.30	日本海L及び冬型
⑮	81-10-22-22～81-10-25- 6	81-10-23- 8	5.35	9.0	8.27	9.3	34	2		1.55	台風第8124号
16	79- 1-18-14～79- 1-20- 6	△79- 1-18-20	5.29	8.5	7.60	9.5	16	2		1.44	前線性二つ玉L
17	82- 1-27-14～82- 1-30-18	82- 1-29- 6	5.25	9.5	8.89	12.6	48	2		1.69	二つ玉L及び冬型
18	84- 1- 3-12～84- 1- 6-14	84- 1- 4- 2	5.24	9.9	8.57	12.2	22	4		1.64	二つ玉L及び冬型
19	84-11-19-18～84-11-20-22	84-11-19-24	5.23	9.0	7.84	8.7	20	4		1.50	気圧の谷及び南岸L
⑳	78- 1-21- 4～78- 1-23-18	78- 1-22- 4	5.17	9.0	7.36	8.5	48	2		1.42	冬　型
21	83- 2-18- 4～83- 2-22- 2	△83- 2-18-14	5.13	8.2	7.50	5.7	68	2		1.46	二つ玉
㉒	78- 2-28-16～78- 3- 2-10	78- 3- 1- 8	5.12	10.1	7.52	10.5	34	6		1.47	冬　型
㉓	75-12-21- 6～75-12-24-14	75-12-23- 2	5.10	11.0	7.76	9.0	32	2		1.52	冬　型
㉔	78-12-10-22～78-12-11-16	△78-12-10-22	5.03	9.3	6.88	11.0	12	2		1.37	前線性Lの通過
25	78- 2-15- 2～78- 2-18-18	78- 2-18- 4	5.03	8.9	7.52	7.0	10	2		1.50	冬　型
㉖	76-12- 8- 2～76-12-10-18	76-12- 8-22	5.01	8.3	6.64	8.5	34	2		1.33	二つ玉L
㉗	75-11-16- 4～75-11-17- 6	75-11-16-12	4.92	9.0	6.88	9.0	14			1.40	前線性L
28	76-12-26- 2～76-12-30-10	76-12-27-16	4.89	10.1	6.72	8.5	74			1.37	冬　型
29	83- 9-27-24～83- 9-29-14	83- 9-28-18	4.88	9.3	7.61	7.8	12			1.56	台風第8310号崩れのL
㉚	77- 3- 2-14～77- 3- 6- 6	77- 3- 4-14	4.84	8.7	7.12	7.0	36			1.47	冬　型

付表－6.22　神戸港　異常波浪一覧表

	No.	出現期間	最大有義波の起時	$H_{1/3}$ (m)	$T_{1/3}$ (s)	H_{max} (m)	T_{max} (s)	継続時間 3m以上	継続時間 5m以上	継続時間 7m以上	$H_{max}/H_{1/3}$	気象要因
*	1	'83- 5-16-14H～83- 5-16-20H	'83- 5-16-18H	2.66	5.9	5.41	7.0				2.03	本州縦断L
*	②	78- 6-20-24～78- 6-21- 8	78- 6-21- 2	2.66	5.8	4.50	5.5				1.69	台風第7803号
*	3	84- 8-21-16～84- 8-22-14	84- 8-22- 4	2.57	5.9	3.43	5.6				1.33	台風第8410号 崩れのL
*	④	78- 8- 3- 4～78- 8- 3-16	78- 8- 3-10	2.47	5.6	3.66	5.5				1.48	台風第7808号
*	⑤	80- 9-11-12～80- 9-11-24	80- 9-11-20	2.40	5.9	3.58	5.6				1.49	台風第8013号
	⑥	77- 4-28-10～77- 4-28-16	77- 4-28-10	2.39	5.4	3.84	5.0				1.61	前線性L
	⑦	75- 4- 5-16～75- 4- 6- 6	75- 4- 6- 2	2.35	5.7	3.72	5.0				1.58	前線性L
	⑧	81-11- 2-16～81-11- 2-20	81-11- 2-18	2.32	5.4	3.84	5.2				1.66	二つ玉L
	⑨	80-10-25-22～80-10-27-10	80-10-26-20	2.24	5.2	3.74	4.9				1.67	冬　型
	⑩	80- 5-26- 2～80- 5-26-12	80- 5-26-10	2.23	5.3	3.46	5.1				1.55	前線性日本海L
	11	78- 8-20- 2～78- 8-21- 2	78- 8-20-22	2.22	5.4	3.36	4.5				1.51	台風第7813号
	12	83- 5- 7- 2～83- 5- 7- 6	△83- 5- 7- 2	2.22	5.2	3.46	5.9				1.56	日本海L
	13	83- 2-18-10～83- 2-19-18	83- 2-18-18	2.18	5.2	3.49	5.6				1.60	二つ玉L
	⑭	81-10- 5- 8～81-10- 5-16	81-10- 5-12	2.17	5.4	3.50	5.8				1.61	前線性日本海L
	⑮	80- 4- 6- 4～80- 4- 6-20	80- 4- 6-14	2.16	5.2	2.93	5.1				1.36	前線性日本海L
	16	78- 1- 3- 4～78- 1- 3- 8	78- 1- 3- 6	2.08	6.2	3.28	5.3				1.58	冬　型
	⑰	72- 3-20- 8～72- 3-20-18	△72- 3-20-16	2.07	5.7	3.20	5.2				1.55	前線性L
	⑱	78- 9-16- 2～78- 9-16- 6	78- 9-16- 2	2.04	5.3	3.78	6.0				1.85	台風第7818号
	19	81- 9- 3-24～81- 9- 4-12	81- 9- 4-10	2.03	5.3	3.47	5.5				1.71	日本海L
	20	79- 8-18- 2～79- 8-18-10	79- 8-18- 4	2.00	5.9	3.96	10.1				1.98	台風第7910号
	21	80-12- 3-24～80-12- 4- 8	80-12- 4- 4	1.99	4.8	3.49	4.5				1.75	冬　型
	㉒	79- 3-30-10～79- 3-31- 2	79- 3-30-18	1.94	8.9	2.72	16.9				1.40	前線性日本海L
	23	83- 6-20-24～83- 6-21-24	△83- 6-21- 4	1.89	4.6	3.00	5.1				1.59	本州横断L
	24	83- 3-17-12～83- 3-17-20	83- 3-17-14	1.88	5.0	2.63	5.6				1.40	二つ玉L
	25	82- 9-25- 4～82- 9-25-22	82- 9-25-10	1.87	6.1	2.83	5.2				1.51	台風第8219号
	26	81- 6-22-20～81- 6-23- 6	81- 6-23- 4	1.83	5.2	2.76	5.2				1.51	台風第8105号
	27	82- 7-11-12～82- 7-11-22	82- 7-11- 8	1.81	5.0	2.86	6.2				1.58	日本海L
	㉘	75- 2-21- 4～75- 2-21-16	75- 2-21-10	1.79	5.1	2.94	3.5				1.64	前線性二つ玉L
	29	82- 8-27-16～82- 8-28- 6	82- 8-27-20	1.78	5.2	3.01	5.7				1.69	台風第8213号
	30	72- 3-31- 6～72- 3-31- 6	△72- 3-31- 6	1.78	4.9	2.76	6.0				1.55	二つ玉L

付表－6.23　油津港　異常波浪一覧表

	No.	出現期間	最大有義波の起時	$H_{1/3}$ (m)	$T_{1/3}$ (s)	H_{max} (m)	T_{max} (s)	継続時間 3m以上	継続時間 5m以上	継続時間 7m以上	$H_{max}/H_{1/3}$	気象要因
*	①	80- 9- 9- 8H～80- 9-11- 2H	80- 9-10-22H	10.34	13.0	13.42	15.3	40	16	12	1.30	台風第8013号
*	②	79-10-13-18～79-10-19-16	79-10-19- 6	6.86	14.1	9.12	12.0	124	6		1.33	台風第7920号
*	3	82- 8-24- 6～82- 8-26-10	82- 8-26-10	6.85	12.0	10.17	9.5	44	20		1.48	台風第8213号
*	④	76- 9- 8-12～76- 9-13-10	76- 9-10-12	6.81	13.2	9.48	10.5	116	24		1.39	台風第7617号
*	5	83- 8-10-24～83- 8-14-20	83- 8-14-20	6.45	11.6	8.27	10.2	32	12		1.28	台風第8305号
	⑥	81-10-18-10～81-10-23- 2	81-10-22-16	6.21	12.8	9.05	11.7	74	18		1.46	台風第8124号
	⑦	78- 7-26-16～78- 8- 2-24	78- 7-28-20	5.76	10.9	8.88	11.5	70	16		1.54	台風第7808号
	⑧	78- 5-15-24～75- 8-17-10	75- 8-16-14	5.67	11.0	7.56	10.5	26	2		1.33	台風第7505号
	⑨	79- 9-27-10～79- 9-30-14	79- 9-30- 6	5.53	10.1	9.96	11.5	52	2		1.80	台風第7916号
	10	82- 7-30-22～82- 8- 2- 6	82- 8- 1- 4	5.40	13.0	8.62	10.9	32	2		1.60	台風第8210号
	⑪	77-10-19- 4～77-10-22- 8	77-10-20-16	5.37	13.4	6.84	13.5	40	2		1.27	台風第7716号
	⑫	81- 7-30-12～81- 8- 2- 4	81- 7-31- 2	5.14	10.6	8.10	9.9	6	2		1.58	台風第8110号
	⑬	77- 9- 9-16～77- 9-11-12	77- 9-10- 8	4.98	9.7	7.56	11.0	22			1.52	台風第7709号
	⑭	79- 9- 3-16～79- 9- 3-24	79- 9- 3-22	4.67	8.8	6.96	8.5	6			1.49	台風第7912号
	⑮	77-11-12-10～77-11-16-22	77-11-13-12	4.65	10.5	7.92	12.5	54			1.70	前線性L
	⑯	78- 3- 9- 2～78- 3-10- 8	78- 3- 9-20	4.37	9.4	7.08	10.0	12			1.62	前線性L
	⑰	80- 5-20- 2～80- 5-22- 6	80- 5-21- 6	4.32	14.3	5.55	14.6	20			1.28	台風第8003号
	⑱	78-10- 7- 6～78-10-10-24	78-10- 9-22	4.31	11.0	7.32	11.5	44			1.70	前線性L
	⑲	76-11- 6-10～76-11- 9-10	76-11- 6-22	4.24	9.5	6.36	10.5	38			1.50	台風第7622号
	20	79- 1-28-20～79- 1-30-16	79- 1-29-20	4.21	9.2	6.36	8.5	26			1.51	前線性L
	㉑	75-10-16-20～75-10-19-14	75-10-17- 6	4.20	9.7	6.00	8.5	16			1.43	停滞前線
	㉒	81- 9-30- 8～81-10- 1-24	81-10- 1-14	4.04	13.0	6.22	13.0	28			1.54	台風第8122号
	23	83- 3-28-14～83- 3-31- 2	83- 3-30- 8	4.04	10.7	6.58	11.3	36			1.63	前線性L
	24	76- 9-26-10～76- 9-28-20	76- 9-27-14	4.03	10.7	5.04	11.5	28			1.25	前線性L
	㉕	81- 3-13- 4～81- 3-13-20	81- 3-13-10	4.01	7.6	6.98	8.0	4			1.74	東シナ海L
	26	81- 8-29-16～81- 9- 1-10	81- 8-30-24	3.93	11.2	5.86	12.5	36			1.49	台風第8118号
	27	82-11-28-10～82-11-30-10	82-11-29-22	3.85	9.0	5.87	9.4	12			1.52	二つ玉L
	28	78- 7-21-22～78- 7-22-22	78- 7-22- 2	3.79	9.4	4.80	7.5	6			1.27	熱帯性L
	29	77- 5-30-10～77- 5-31-16	77- 5-30-16	3.75	7.5	5.02	7.5	8			1.34	前線性L
	30	83- 3-31- 6～83- 4- 1-12	83- 3-31-24	3.69	9.1	6.24	9.0	8			1.69	南岸L

付表－6.24　志布志湾　異常波浪一覧表

	No.	出現期間	最大有義波の起時	$H_{1/3}$ (m)	$T_{1/3}$ (s)	H_{max} (m)	T_{max} (s)	継続時間 3 m 以上	継続時間 5 m 以上	継続時間 7 m 以上	$H_{max}/H_{1/3}$	気象要因
*	1	82- 8-24-18H～82- 8-27-16H	82- 8-26-22H	7.88	12.3	11.03	14.3	52	32	12	1.40	台風第8213号
*	②	80- 9- 9-16～80- 9-12- 4	80- 9-11- 2	7.39	13.1	10.68	15.7	42	20	4	1.45	台風第8013号
*	③	80-10-13-20～80-10-14-10	80-10-14- 6	4.81	11.6	6.28	10.2	6			1.31	台風第8019号
*	4	82- 7-31-12～82- 8- 1-20	82- 7-31-18	4.13	14.3	5.62	16.3	18			1.36	台風第8210号
*	5	82- 9-10-10～82- 9-11-24	82- 9-10-24	4.04	12.8	5.57	12.0	26			1.38	台風第8218号
	⑥	81-10-19-16～81-10-22-18	81-10-22-10	3.73	14.0	6.84	12.7	22			1.83	台風第8124号
	7	83- 8-13-12～83- 8-15-20	83- 8-14-14	3.65	12.8	5.02	11.7	46			1.38	台風第8305号
	⑧	81- 8-29-18～81- 8-31-16	81- 8-30-18	3.58	10.9	5.95	13.2	8			1.66	台風第8118号
	9	84- 8-16- 2～84- 8-21-10	84- 8-18-24	3.54	9.9	5.65	11.9	28			1.60	台風第8410号
	10	83- 9-24-24～83- 9-26-10	83- 9-26- 8	3.40	12.3	5.57	10.0	14			1.64	台風第8310号
	11	82-11-29-12～82-11-30- 4	82-11-29-22	3.32	8.8	5.16	9.0	6			1.55	二つ玉L
	12	80- 5-20-22～80- 5-21-22	80- 5-21- 6	3.25	14.0	5.68	16.8	4			1.75	台風第8003号
	13	84- 7-29-12～84- 7-30-14	84- 7-29-24	3.21	8.3	4.49	7.4	6			1.40	台風第8407号
	14	84- 8-25-18～84- 8-26-14	84- 8-25-22	3.13	8.4	4.75	8.1	4			1.52	熱帯性L及び本州東岸L
	15	81- 9-30-10～81-10- 1-18	81- 9-30-24	3.09	13.1	4.69	12.6	4			1.52	台風第8122号
	16	82- 4-27- 6～82- 4-27-12	82- 4-27- 8	2.95	8.3	5.52	8.6				1.87	南岸L
	17	81- 8-19-16～81- 8-21- 6	81- 8-20-14	2.91	10.8	4.69	11.2				1.61	台風第8120号
	18	83- 3- 9-24～83- 3-10- 8	83- 3-10- 4	2.87	8.7	5.74	8.0				2.00	南岸L
	19	83- 9-27-24～83- 9-28-10	83- 9-28- 4	2.86	7.7	5.07	7.5				1.77	台風第8310号崩れのL
	20	82- 2-28-16～82- 2-28-18	82- 2-28-16	2.81	7.5	4.41	8.6				1.57	南岸L
	21	82- 9-24-18～82- 9-24-22	82- 9-24-20	2.75	11.0	4.42	10.8				1.61	台風第8219号
	22	81- 3-13- 4～81- 3-13-12	81- 3-13-10	2.74	7.4	4.20	6.9				1.53	東シナ海L
	23	80-10-11- 8～80-10-11-22	80-10-11-10	2.61	12.8	4.40	11.5				1.69	台風第8019号
	24	83-10-10- 8～83-10-10-16	83-10-10-14	2.60	12.8	3.94	13.3				1.52	台風第8313号
	25	82- 3-12-12～82- 3-12-20	82- 3-12-14	2.50	7.7	3.75	7.9				1.50	南岸L
	26	82- 1- 4-10～82- 1- 5- 4	82- 1- 4-20	2.48	8.7	3.99	8.2				1.61	二つ玉L
	27	81- 3-25- 4～81- 3-25-10	81- 3-25- 6	2.43	7.8	3.74	7.3				1.54	二つ玉L
	28	84-10-29- 6～84-10-29- 6	84-10-29- 6	2.39	14.7	3.93	12.4				1.64	台風第8422号
	29	83- 8-27- 4～83- 8-27-10	83- 8-27- 6	2.36	7.7	3.21	6.1				1.36	熱帯性L
	30	82-10- 7-22～82-10- 7-22	82-10- 7-22	2.33	12.8	3.38	13.0				1.45	台風第8221号

付表－6.25　名瀬港　異常波浪一覧表

	No.	出現期間	最大有義波の起時	$H_{1/3}$ (m)	$T_{1/3}$ (s)	H_{max} (m)	T_{max} (s)	継続時間 3m以上	継続時間 5m以上	継続時間 7m以上	$H_{max}/H_{1/3}$	気象要因
*	1	'79-10-19- 6H～79-10-20-10H	△'79-10-19- 6H	6.02	10.1	7.64	12.1	22	2		1.27	台風第7920号
*	②	80- 9-10- 2～80- 9-12-18	△80- 9-11-10	5.79	10.0	9.41	12.2	22	6		1.63	台風第8013号
*	③	80-12-23- 6～80-12-25- 8	80-12-24-10	5.76	9.5	8.40	13.1	40	22		1.46	二つ玉L
*	4	82- 8-26-24～82- 8-27-24	△82- 8-26-24	5.44	10.4	7.78	12.0	12	2		1.43	台風第8213号
*	5	82- 4- 9- 4～82- 4-10-20	82- 4- 9-18	5.36	10.2	8.89	7.6	24	8		1.66	日本海L
	⑥	80-12-12-10～80-12-13-22	80-12-12-16	5.15	9.5	7.32	11.5	28	2		1.42	前線性L
	⑦	80-10-25-14～80-10-27- 8	80-10-25-20	5.14	8.4	7.84	9.6	26	2		1.53	二つ玉L
	⑧	81- 1-10-12～81- 1-14-10	81- 1-11- 8	5.13	6.1	8.27	5.1	34	2		1.61	冬　型
	9	82- 1-18-12～82- 1-20- 6	82- 1-18-20	5.12	8.8	7.42	9.3	32	6		1.45	日本海L
	⑩	81-12-19-12～81-12-21- 8	81-12-20- 6	5.06	9.9	8.27	10.1	34	2		1.63	二つ玉L
	11	84- 8-20-16～84- 8-22- 6	84- 8-21- 6	5.00	11.1	7.50	11.0	28	2		1.50	台風第8410号
	⑫	78- 1- 9-16～78- 1-11- 6	78- 1-10- 8	5.00	9.0	7.80	10.0	28	2		1.56	冬　型
	13	79- 9-27-24～79-10- 1- 4	△79- 9-30- 4	4.97	8.4	8.22	9.0	30			1.65	台風第7916号
	14	83- 3-16-22～83- 3-18-20	83- 3-17-18	4.95	9.1	8.16	7.6	34			1.65	二つ玉L
	15	83- 2-17-12～83- 2-20-16	△83- 2-19- 8	4.94	9.4	7.40	10.2	38			1.50	二つ玉
	⑯	81-10-20-10～81-10-24-14	△81-10-23- 2	4.92	9.1	7.12	7.5	40			1.45	冬　型
	17	82- 9-23-18～82- 9-25-18	82- 9-24-18	4.90	8.1	6.96	9.8	16			1.42	台風第8219号
	⑱	79-11-23- 4～79-11-24- 6	79-11-23- 8	4.88	9.7	6.84	9.0	16			1.40	前線性L
	19	83- 9-27-12～83- 9-29- 6	83- 9-28-10	4.87	10.2	6.87	8.2	30			1.41	台風第8310号及び崩れのL
	⑳	78- 2-28-14～78- 3- 2- 2	78- 3- 1- 4	4.77	9.9	6.12	9.5	28			1.28	冬　型
	㉑	78- 1-21- 2～78- 1-22-18	78- 1-21-10	4.76	9.2	7.08	10.5	28			1.49	冬　型
	㉒	80-11-13- 6～80-11-14- 8	80-11-13-16	4.75	8.2	5.63	8.7	12			1.19	前線性L
	㉓	78- 2- 1- 4～78- 2- 3-24	78- 2- 1-20	4.72	9.6	6.48	10.5	20			1.37	冬　型
	24	81-12- 1-12～81-12- 2-10	△81-12- 2- 2	4.72	9.5	8.19	10.1	24			1.74	日本海L
	25	82-12- 5-20～82-12- 6-24	△82-12- 5-24	4.72	9.2	7.05	11.5	20			1.49	日本海L
	26	84- 2-17-12～84- 2-19- 4	84- 2-18- 4	4.71	9.8	7.22	8.4	30			1.53	南岸L及び冬型
	27	80-12-26- 8～80-12-30-24	80-12-27-22	4.69	8.6	7.43	5.9	98			1.58	二つ玉L及び冬型
	㉘	79-12-23-20～79-12-24-22	79-12-23-24	4.66	9.6	7.80	9.5	28			1.67	前線性L
	29	84- 3-19-20～84- 3-22- 6	84- 3-21-14	4.66	9.5	6.41	9.4	18			1.38	南岸L及び冬型
	㉚	79-11-18- 6～79-11-19-22	79-11-18-12	4.60	9.4	7.20	11.5	32			1.57	前線性L

付表－6.26　伊王島　異常波浪一覧表

	No.	出現期間	最大有義波の起時	$H_{1/3}$ (m)	$T_{1/3}$ (s)	H_{max} (m)	T_{max} (s)	継続時間 3 m 以上	継続時間 5 m 以上	継続時間 7 m 以上	$H_{max}/H_{1/3}$	気象要因
*	1	'84- 8-20- 2H～84- 8-22-18H	'84- 8-21-16H	6.73	11.0	10.50	13.6	32	12		1.56	台風第8410号
*	②	78- 9-14-24～78- 9-15-16	78- 9-15-10	3.45	11.4	4.49	11.8	2			1.30	台風第7818号
*	3	83- 3-17- 4～83- 3-18-16	83- 3-17-16	3.32	7.1	5.67	6.7	8			1.71	二つ玉L
	4	78- 6-20-14～78- 6-20-20	78- 6-20-16	3.24	11.9	4.61	11.5	4			1.42	台風第7803号
*	5	84- 8-31-22～84- 9- 5- 6	84- 9- 3-20	2.91	7.8	5.14	10.5				1.77	台風第8412号
*	⑥	80-10-25-14～80-10-25-24	80-10-25-24	2.82	11.6	4.98	11.8				1.77	前線性二つ玉L
*	7	83- 2-17-24～83- 2-19-22	83- 2-18-22	2.82	6.6	4.80	6.8				1.70	二つ玉L
*	8	83- 6-20- 2～83- 6-21-18	83- 6-20-22	2.80	7.1	4.27	6.8				1.52	本州南部横断L
	9	83- 2- 9-16～83- 2-10-10	83- 2- 9-22	2.74	6.5	4.60	6.0				1.68	日本海L及び冬型
	10	84- 3-20-24～84- 3-21-14	84- 3-21- 6	2.74	6.2	5.50	6.5				2.01	南岸L
	⑪	76- 7-18-20～76- 7-19-12	76- 7-19-10	2.65	10.9	3.94	10.5				1.49	台風第7609号
	12	84- 2-26-14～84- 2-28- 6	84- 2-27- 8	2.61	5.6	4.30	5.8				1.65	南岸L及び冬型
	13	83- 6-12-12～83- 6-14- 2	83- 6-12-18	2.58	8.0	4.13	8.1				1.60	二つ玉L
	14	83-12-10-18～83-12-12- 4	83-12-11-16	2.56	6.4	3.64	5.9				1.42	日本海L
	15	84-11-11- 2～84-11-11-18	84-11-11- 8	2.45	6.3	3.90	6.3				1.59	本州横断L
	16	84- 1- 3- 2～84- 1- 5- 2	84- 1- 3-14	2.45	6.1	3.86	4.8				1.58	二つ玉L及び冬型
	17	84- 6-15-22～84- 6-17-12	84- 6-16-12	2.43	7.5	3.70	8.9				1.52	東シナ海L
	18	83- 3-13-18～83- 3-14- 6	83- 3-13-20	2.43	5.9	4.39	5.4				1.81	南岸L
	19	83-11-30-10～83-12- 1-14	83-11-30-20	2.40	6.4	3.60	6.2				1.50	日本海L
	20	83- 7- 2-10～83- 7- 5- 8	83- 7- 2-24	2.37	7.6	4.42	6.9				1.86	日本海L
	21	82-11-29-16～82-12- 1-14	82-11-30- 8	2.35	7.8	3.61	9.5				1.54	二つ玉L
	㉒	80- 8-30-18～80- 8-31-24	80- 8-31- 8	2.34	8.6	3.41	8.3				1.46	前線性L
	23	84- 2-29- 8～84- 2-29-22	84- 2-29-10	2.32	5.7	3.58	5.0				1.54	冬　型
	㉔	80-10-13-20～80-10-14- 4	80-10-13-24	2.23	12.4	3.41	15.3				1.53	台風第8019号
	㉕	80- 7-29- 6～80- 7-31-10	80- 7-30- 8	2.10	8.7	3.73	8.9				1.78	前線性L
	26	84- 9- 9- 6～84- 9-10-18	84- 9- 9-14	2.05	6.4	3.90	6.4				1.90	本州横断L
	27	78- 7-30-10～78- 8- 2-12	78- 7-30-22	2.01	11.7	2.94	10.4				1.46	台風第7808号
	㉘	77- 8-24- 2～77- 8-24- 8	77- 8-24- 6	2.00	10.7	3.00	11.0				1.50	台風第7707号
	29	83- 3- 1-14～83- 3- 3-10	83- 3- 2- 8	1.98	6.9	3.09	7.0				1.56	日本海L
	30	83- 4- 3-20～83- 4- 4-14	83- 4- 4- 2	1.95	5.6	3.58	4.9				1.84	日本海L

付表－6.27　藍島　異常波浪一覧表

No.	出現期間	最大有義波の起時	$H_{1/3}$ (m)	$T_{1/3}$ (s)	H_{max} (m)	T_{max} (s)	継続時間 3m以上	継続時間 5m以上	継続時間 7m以上	$H_{max}/H_{1/3}$	気象要因
* ①	80-12-23- 8H～80-12-25-10H	80-12-24-18H	4.28	9.2	6.67	6.7	12			1.56	前線性二つ玉L
* ②	80- 9-10-18～80- 9-12-16	△80- 9-11-18	4.23	9.2	5.79	10.2	2			1.37	台風第8013号
* 3	83- 2-17-24～83- 2-21- 6	83- 2-18-16	3.67	7.8	6.01	6.7	16			1.64	二つ玉L
* 4	82- 4- 8-16～82- 4-10-12	82- 4- 9-16	3.54	8.6	6.13	9.4	4			1.74	日本海L
* ⑤	81- 2-23-14～81- 2-27-22	81- 2-26-12	3.51	7.3	6.05	8.1	4			1.72	冬　型
6	83- 3-17- 4～83- 3-18-20	83- 3-17-14	3.36	7.7	5.37	8.1	4			1.60	二つ玉L
⑦	80-10-25-10～80-10-26-10	80-10-25-18	3.28	7.7	5.24	6.4	10			1.60	前線性二つ玉L
8	84- 3-21- 4～84- 3-21-24	84- 3-21-10	3.20	7.4	5.17	8.8	2			1.62	南岸L及び冬型
9	84-11-19-12～84-11-20-24	84-11-20- 2	3.17	8.0	5.91	7.8	4			1.86	気圧の谷
⑩	80-12- 2-18～80-12- 5-20	80-12- 3-24	3.12	7.6	5.00	8.2	2			1.60	前線性L
11	83-11-16-14～83-11-19-12	83-11-17-22	3.10	6.9	4.27	7.7	2			1.38	日本海L及び冬型
12	83- 9-28-10～83- 9-29- 8	83- 9-28-16	3.03	7.7	4.20	9.7	2			1.39	台風第8310号
⑬	81- 1- 1-20～81- 1- 7-16	81- 1- 1-22	3.03	6.9	4.53	7.9	2			1.50	二つ玉L
⑭	80-12-11-24～80-12-15-16	△80-12-12-24	2.94	7.2	4.84	9.6				1.65	前線性L
15	82- 9-24-16～82- 9-26-10	82- 9-25-12	2.91	7.0	4.93	7.6				1.69	台風第8219号
16	81-12- 1-10～81-12- 3- 8	81-12- 1-22	2.90	6.7	5.70	7.4				1.97	日本海L及び冬型
17	83- 2- 9-18～83- 2-10-16	83- 2- 9-20	2.89	6.7	4.34	8.2				1.50	日本海L
18	80-12-25-12～80-12-31-10	80-12-28-22	2.82	7.0	4.41	8.2				1.56	冬　型
19	78- 1-21- 2～78- 1-22-22	78- 1-21-22	2.81	7.4	3.87	8.3				1.38	冬　型
20	82-11-10- 8～82-11-12-16	82-11-11-16	2.81	7.4	4.58	7.0				1.63	二つ玉L
21	81-10-22-20～81-10-25-14	81-10-23- 2	2.81	7.1	4.11	6.9				1.46	台風第8124号及び冬型
22	82- 1- 4-24～82- 1- 6- 2	82- 1- 4-24	2.79	7.2	4.84	6.7				1.73	二つ玉L及び冬型
23	78- 1- 8-16～78- 1-12- 6	78- 1- 9-24	2.75	7.4	4.07	8.2				1.48	冬型
24	84- 2-17-20～84- 2-18-20	84- 2-18- 2	2.75	7.3	4.54	6.1				1.65	南岸L及び冬型
25	81- 1- 9-20～81- 1-14-14	△81- 1-11-10	2.75	7.0	4.60	6.6				1.67	冬　型
26	83-12-30-14～84- 1- 1-20	83-12-31- 2	2.74	5.6	3.70	5.6				1.35	冬　型
27	81- 3-25-12～81- 3-27-10	81- 3-26-14	2.73	6.7	4.26	8.0				1.56	冬　型
28	81-12-19- 8～81-12-23- 2	81-12-20- 2	2.72	6.6	4.82	7.3				1.77	二つ玉L
29	83- 3-13- 6～83- 3-14-14	83- 3-14- 2	2.71	8.1	5.09	8.6				1.88	南岸L及び冬型
30	82- 1-18-12～82- 1-22- 2	82- 1-19- 2	2.70	6.6	5.71	7.6				2.11	日本海L

付表－6.28　釧路港　異常波浪一覧表

No.	出現期間	最大有義波の起時	$H_{1/3}$ (m)	$T_{1/3}$ (s)	H_{max} (m)	T_{max} (s)	継続時間 3m以上	継続時間 5m以上	継続時間 7m以上	$H_{max}/H_{1/3}$	気象要因
1	'79-10-19-16H～79-10-20-18H	'79-10-20- 2H	7.19	12.3	10.50	12.0	22	8	2	1.46	台風第7920号崩れのL
2	82-10-20- 2～82-10-22-20	82-10-20-22	6.60	12.4	9.90	10.8	34	6		1.50	日本海L
3	81- 8-22-24～81- 8-25- 6	△81- 8-23-18	6.50	10.5	10.20	9.7	26	12		1.57	台風第8115号
4	81-10-22-14～81-10-25-20	81-10-24- 2	5.70	13.9	7.70	12.9	54	2		1.35	台風第8124号崩れのL
5	72- 2-14-16～72- 2-15-24	△72- 2-14-16	5.12	9.9	7.80	6.8	18	2		1.52	前線性二つ玉L
6	82- 3-21-22～82- 3-23-20	82- 3-22-18	5.00	14.2	6.60	15.9	16	2		1.32	南岸L
7	71- 9-11-24～71- 9-14- 2	71- 9-13-12	4.77	14.1	6.05	17.8	24			1.27	台風第7216号
8	72- 2-27-10～72- 2-28-10	△72- 2-28- 8	4.73	12.0	6.20	7.8	22			1.31	前線性二つ玉L
9	81- 9- 4-20～81- 9- 5-16	81- 9- 4-22	4.70	10.0	8.00	10.4	16			1.70	台風第8118号崩れのL
10	72- 1-13-16～72- 1-15-18	72- 1-14-12	4.44	14.1	5.95	13.2	10			1.34	台湾L
11	81- 8- 5- 4～81- 8- 6-18	△81- 8- 6- 6	4.20	12.1	6.20	12.2	24			1.48	台風第8112号
12	82- 6-27-22～82- 6-28-12	82- 6-28- 4	4.10	12.8	6.20	11.3	8			1.51	台風第8205号崩れのL
13	83- 4- 2- 8～83- 4- 4- 8	83- 4- 2-18	4.10	10.6	7.60	10.2	12			1.85	二つ玉L
14	84-10- 3-12～84-10- 4- 6	84-10- 3-14	4.06	8.1	6.21	8.5	4			1.53	日本海L
15	80-12-13- 4～80-12-14-16	80-12-13-20	4.05	11.2	7.74	10.4	10			1.91	二つ玉L
16	80-10-26- 2～80-10-27-24	80-10-26- 8	4.03	11.2	5.80	11.2	26			1.44	前線性二つ玉L
17	72-11-21-18～72-11-23- 2	△72-11-22- 4	3.91	8.9	5.40	11.0	10			1.38	前線性日本海L
18	80-12- 4- 8～80-12- 5-22	80-12- 4-20	3.84	8.5	6.37	8.8	10			1.66	沿海州L
19	84-10-16-18～84-10-17-18	84-10-17- 4	3.81	8.5	5.38	6.8	14			1.41	南岸L
20	80- 4-20-10～80- 4-22- 4	80- 4-20-14	3.79	8.7	5.84	8.2	6			1.54	沿海州L
21	77- 3-24- 8～77- 3-26-14	77- 3-24-16	3.76	9.1	5.56	8.0	24			1.48	沿海州L
22	82- 1-12-12～82- 1-13- 6	82- 1-12-18	3.70	8.0	6.40	8.8	6			1.73	沿海州L
23	84-11-27- 4～84-11-27-22	84-11-27-12	3.70	7.7	5.14	7.8	8			1.39	オホーツク海L
24	71-12- 3-20～71-12- 4-18	△71-12- 4- 2	3.66	9.1	5.50	5.4	8			1.50	前線性日本海L
25	72-11- 7- 4～72-11- 7-14	72-11- 7-10	3.65	7.4	5.95	5.0	10			1.63	前線性日本海L
26	81- 4-27- 8～81- 4-27-24	81- 4-27-14	3.64	8.4	5.18	8.7	4			1.42	オホーツク海L
27	76- 9- 8-24～76- 9-10- 8	76- 9- 9-12	3.63	7.7	5.64	7.6	12			1.55	前線性日本海L
28	79-12-20-10～79-12-21- 2	△79-12-20-16	3.62	8.8	7.48	8.5	4			2.07	前線性日本海L
29	71- 8-17- 8～71- 8-17-20	71- 8-17-14	3.60	13.3	4.60	14.2	4			1.28	台風第7122号
30	84-10-28- 6～84-10-28-10	84-10-28- 8	3.58	7.9	6.62	7.2	6			1.85	日本海L

付表－6.29　苫小牧港　異常波浪一覧表

No.	出現期間	最大有義波の起時	$H_{1/3}$ (m)	$T_{1/3}$ (s)	H_{max} (m)	T_{max} (s)	継続時間 3 m 以上	継続時間 5 m 以上	継続時間 7 m 以上	$H_{max}/H_{1/3}$	気象要因
1	'72- 2-27- 8H～72- 2-29-22H	'72- 2-28-10H	6.10	15.5	8.10	15.0	38	12		1.33	二つ玉L
* 2	82-10-19-16～82-10-21-22	82-10-20-18	5.64	10.1	8.14	9.0	42	6		1.44	二つ玉L
3	74- 4-21-12～74- 4-23- 8	74- 4-21-22	5.50	8.4	7.60	7.8	12	2		1.38	前線性上海L
4	70- 9-17- 8～70- 9-18-22	70- 9-18- 8	5.40	9.5	7.70	9.0	18	2		1.43	台風第7016号再生L
* 5	83- 4-29- 4～83- 4-30- 2	83- 4-29-22	4.71	8.3	6.76	8.9	14			1.44	日本海L
6	72- 2-13-18～72- 2-15-10	72- 2-14-18	4.70	13.4	6.20	14.0	28			1.32	前線性二つ玉L
* 7	84- 9- 9-12～84- 9-10- 8	84- 9- 9-24	4.66	8.2	7.04	8.8	12			1.51	本州横断L
* 8	83- 4- 1-22～83- 4- 3-14	83- 4- 2-14	4.60	9.4	7.53	9.3	12			1.64	二つ玉L
9	75-10- 7-24～75-10- 8-20	75-10- 8-12	4.40	8.6	5.40	8.8	14			1.23	前線性日本海L
10	70- 3-16- 6～70- 3-17-10	70- 3-16-18	4.20	9.5	6.10	9.0	22			1.45	二つ玉L
11	72-10-21-22～72-10-22-16	72-10-22- 8	4.20	8.3	5.80	9.0	14			1.38	前線性日本海L
12	75- 3-21-20～75- 3-23- 6	75- 3-22- 4	4.10	11.1	5.90	10.6	18			1.44	前線性日本海L
13	70- 9-29- 4～70- 9-30- 4	70- 9-29-16	4.10	8.1	6.10	7.0	12			1.49	日本海L
* 14	83- 9-24-14～83- 9-25-14	83- 9-25- 4	3.95	7.8	6.94	7.0	12			1.76	南岸L
15	70- 1-31-10～70- 2- 1-16	△70- 1-31-18	3.90	11.9	4.90	11.0	16			1.26	台湾L
16	72- 9-15-20～72- 9-18-20	72- 9-17-16	3.90	10.0	4.70	10.4	18			1.21	台風第7220号
17	72-11-20-18～72-11-21-18	72-11-21- 8	3.90	7.7	5.10	8.4	16			1.31	前線性日本海L
18	80-12- 4- 8～80-12- 4-18	80-12- 4-14	3.90	7.5	6.10	8.0	10			1.56	日本海L
19	83- 5- 6-22～83- 5- 7-18	83- 5- 7- 8	3.87	8.1	6.65	8.0	6			1.72	日本海L
20	74- 8-26- 2～74- 8-26-16	74- 8-26-10	3.80	10.6	5.30	10.8	8			1.39	前線性日本海L
21	73-10-28-10～73-10-29- 2	73-10-28-24	3.80	9.5	5.50	10.8	4			1.45	二つ玉L及び移動性H
22	81- 8-23- 8～81- 8-23-16	△81- 8-23-16	3.80	8.3	5.50	12.2	2			1.45	台風第8115号
23	71- 2-17-16～71- 2-18- 4	71- 2-17-22	3.80	7.9	5.40	8.0	8			1.42	前線性日本海L
24	82- 1-11-24～82- 1-12-18	△82- 1-12- 8	3.80	7.1	6.60	6.6	10			1.74	沿海州L
25	82-11-30- 8～82-12- 1-14	82-11-30-20	3.65	7.5	5.42	6.0	12			1.48	二つ玉L
26	83-10- 9-12～83-10- 9-22	83-10- 9-18	3.63	7.6	5.44	9.2	4			1.50	日本海L
27	76-12-26-10～76-12-27- 6	76-12-26-14	3.60	8.8	6.20	11.0	4			1.72	二つ玉L
28	79-10-19-22～79-10-20-10	79-10-20- 2	3.50	12.4	5.70	13.0	8			1.63	台風第7920号崩れのL
29	81-10-22- 8～81-10-24-10	81-10-22-22	3.50	7.7	5.70	8.2	8			1.63	台風第8124号崩れのL
30	84- 3-16-18～84- 3-17-18	84- 3-16-24	3.43	7.2	5.13	6.9	8			1.50	日本海L及び三陸沖L

付表－6.30　瀬棚港　異常波浪一覧表

	No.	出現期間	最大有義波の起時	$H_{1/3}$ (m)	$T_{1/3}$ (s)	H_{max} (m)	T_{max} (s)	継続時間 3m以上	継続時間 5m以上	継続時間 7m以上	$H_{max}/H_{1/3}$	気象要因
	1	'81-10-23- 6H～81-10-26-18H	'81-10-24-10H	6.95	10.9	9.67	11.6	62	28		1.39	台風第8124号崩れのL及び冬型
*	2	83-11-30-20～83-12- 5-10	83-12- 1-18	6.77	10.1	9.66	11.7	92	26		1.43	日本海L及び冬型
	3	80-10-22- 4～80-10-23-12	80-10-22-14	6.70	9.8	9.75	10.3	22	4		1.46	日本海L
	4	82-11-24-12～82-11-27- 6	82-11-25- 4	6.09	10.1	8.64	9.8	36	12		1.42	冬　型
	5	81-10- 9-16～81-10-11-10	81-10-10- 8	5.84	10.9	8.72	11.5	36	8		1.49	冬　型
*	6	84-10-27-24～84-10-28-18	84-10-28- 2	5.74	8.5	8.98	7.2	10	2		1.56	日本海L
*	7	83- 1- 8-10～83- 1-15-24	83- 1- 9- 2	5.71	9.7	8.66	10.4	88	4		1.52	日本海L及び冬型
	8	80-12- 4-10～80-12- 6- 4	△80-12- 4-14	5.51	9.4	8.71	10.4	34	4		1.58	冬　型
*	9	84-11-27- 2～84-11-29-20	84-11-27-24	5.50	10.0	9.84	9.7	24	12		1.79	冬　型
	10	80-12-12-22～80-12-16- 8	80-12-13-20	5.39	9.9	8.10	9.5	60	10		1.50	冬　型
*	11	83-11-17-22～83-11-20- 2	83-11-19- 6	5.23	9.8	9.13	9.8	22	2		1.75	沿海州L及び冬型
	12	82-12-23-10～82-12-25-16	82-12-24- 4	5.21	10.3	7.29	8.7	46	4		1.40	二つ玉及び冬型
	13	80- 3- 1-10～80- 3- 2-22	80- 3- 2- 2	5.21	9.7	8.10	8.9	22	4		1.55	オホーツク海L
	14	82- 1-19- 8～82- 1-22-16	82- 1-21- 2	5.20	8.7	8.70	8.4	36	2		1.67	オホーツク海L
	15	80-11-13-12～80-11-15-24	80-11-13-22	5.19	9.3	7.59	8.3	26	6		1.46	日本海L
	16	83-10- 5-12～83-10- 7-22	83-10- 6-20	5.14	9.0	9.52	7.9	42	2		1.85	沿海州L及び冬型
	17	84- 1-15- 8～84- 1-21-16	84- 1-16-16	5.08	8.9	9.54	8.5	76	2		1.88	日本海L及び冬型
	18	80-10-31-16～80-11- 2-14	80-11- 1- 8	4.97	9.8	8.19	10.4	20			1.65	冬　型
	19	84- 1- 1- 8～84- 1- 2-18	84- 1- 2-12	4.95	8.7	7.50	9.2	24			1.52	冬　型
	20	81-12-13- 4～81-12-15-24	81-12-13-10	4.90	8.6	8.27	8.6	32			1.69	二つ玉L
	21	80-11- 8- 4～80-11-10-10	80-11- 8-22	4.88	9.3	8.42	8.4	46			1.73	オホーツク海L
	22	80- 1-31- 6～80- 2- 4-14	80- 2- 1- 4	4.83	9.3	8.15	9.8	76			1.69	冬　型
	23	84-10- 3-14～84-10- 6-14	84-10- 3-18	4.77	8.5	6.71	9.3	16			1.41	日本海L及び冬型
	24	82-11-30-16～82-12- 1-16	82-11-30-24	4.76	9.4	7.69	8.2	12			1.62	二つ玉低気圧
	25	80-10-26-12～80-10-28-14	80-10-27- 8	4.58	11.0	7.62	12.6	38			1.66	オホーツク海L
	26	80- 3-10-14～80- 3-13-22	80- 3-11-16	4.58	8.9	7.50	8.6	36			1.64	オホーツク海L
	27	83-12-11-20～83-12-13-10	83-12-12- 4	4.54	8.6	7.09	10.0	30			1.55	日本海L及び冬型
	28	84-11- 1-24～84-11- 3-22	84-11- 2- 4	4.52	8.3	7.53	7.6	22			1.67	冬　型
	29	81- 2-19-10～81- 2-20-10	81- 2-20- 2	4.50	8.9	6.93	8.6	12			1.54	冬　型
	30	80- 1- 1- 2～80- 1- 1-20	△80- 1- 1- 2	4.47	8.4	6.35	9.0	12			1.42	オホーツク海L

付表－6.31　留萌港　異常波浪一覧表

	No.	出現期間	最大有義波の起時	$H_{1/3}$ (m)	$T_{1/3}$ (s)	H_{max} (m)	T_{max} (s)	継続時間 3 m 以上	継続時間 5 m 以上	継続時間 7 m 以上	$H_{max}/H_{1/3}$	気象要因
*	1	'82-11-24-14H～82-11-27- 2H'	82-11-25-10	7.33	10.5	11.20	9.0	36	10	2	1.53	日本海L及び冬型
	2	79-12-31-14～80- 1- 2- 2	79-12-31-24	7.20	10.4	10.60	10.5	34	14	2	1.47	前線性日本海L
*	3	84-10- 3-14～84-10- 6-14	84-10- 3-20	6.69	10.1	12.07	11.1	18	6		1.80	日本海L及び冬型
	4	73-12-22- 8～73-12-25- 2	73-12-22-24	6.60	12.0	8.70	13.0	48	30		1.32	前線性日本海L
	5	74-10-31-20～74-11- 3- 8	74-11- 1- 4	6.50	11.3	8.60	11.0	36	18		1.32	前線性日本海L
	6	80- 1-31-20～80- 2- 4- 2	80- 2- 1- 6	6.50	10.7	9.40	10.9	50	8		1.45	冬　型
	7	78-12- 2-10～78-12- 4- 8	78-12- 2-18	6.30	12.6	10.10	11.8	42	6		1.60	日本海L
	8	80- 3- 1-14～80- 3- 2-20	80- 3- 2- 4	6.30	10.1	10.00	9.5	20	8		1.59	オホーツク海L
	9	73-11-24-18～73-11-29-20	73-11-25-18	6.30	9.9	9.20	7.0	48	10		1.46	寒冷前線
*	10	83-11-18-24～83-11-19-22	83-11-19-10	6.16	10.5	9.06	12.0	14	4		1.47	沿海州L及び冬型
*	11	82-10-25- 8～82-10-28- 2	82-10-25-12	6.07	9.9	10.45	7.7	20	8		1.72	日本海L
*	⑫	81-10-23- 4～81-10-26-20	81-10-24- 6	5.95	10.6	9.62	10.5	60	30		1.62	台風第8124号崩れのL及び冬型
	13	83-12- 1- 2～83-12- 4-22	83-12- 2-10	5.93	9.6	10.36	8.7	74	2		1.75	日本海L及び冬型
	14	73- 2- 1-10～73- 2- 2-10	73- 2- 1-14	5.90	11.6	8.00	12.0	10	2		1.36	日本海L
	15	79-11- 6- 6～79-11- 8-18	79-11- 7-14	5.90	10.2	9.30	9.9	52	28		1.58	移動性H
	16	83- 1- 8-12～83- 1-16-16	83- 1- 8-24	5.88	9.6	9.06	9.9	92	16		1.54	日本海L及び冬型
	17	70-12- 8- 4～70-12- 9-22	70-12- 9- 4	5.87	10.1	7.70	6.2	12	2		1.31	冬　型
	18	76-12-19- 4～76-12-22-12	^76-12-19-16	5.80	13.6	7.70	12.0	16	4		1.33	二つ玉L
	19	73-11-30-24～73-12- 2-18	73-12- 1-22	5.80	10.6	9.00	11.0	28	6		1.55	日本海L
	20	73-10-29- 4～73-10-30- 8	73-10-29-18	5.80	10.2	8.40	9.0	20	14		1.45	日本海L
	21	76-10-21-12～76-10-23-14	76-10-21-22	5.70	11.5	8.00	12.0	40	8		1.40	前線性日本海L
	22	76-11-14-22～76-11-16-22	76-11-15- 4	5.70	10.1	7.80	11.0	28	2		1.37	前線性オホーツク海L
	23	84- 1-15-14～84- 1-19- 2	84- 1-15-24	5.67	10.5	10.09	10.5	60	10		1.78	日本海L及び冬型
	24	78-11-19-16～78-11-24-14	78-11-20- 6	5.60	12.4	8.30	10.4	22	6		1.48	前線性オホーツク海L
	25	74- 3-10-16～74- 3-12-22	74- 3-11- 2	5.60	11.5	7.90	10.0	28	16		1.41	前線性日本海L
	26	74-10-20-18～74-10-21-18	74-10-20-24	5.60	10.0	7.40	11.0	20	4		1.32	前線性日本海L
	27	73- 3-24-14～73- 3-25-18	73- 3-24-18	5.50	12.4	7.80	11.0	8	2		1.42	前線性日本海L
	28	74-12-25-10～74-12-28-14	^74-12-25-12	5.50	9.9	7.40	11.0	66	4		1.35	冬　型
	29	79- 1-10-18～79- 1-18- 4	79- 1-11- 4	5.40	12.7	7.70	13.0	40	18		1.43	冬　型
	30	83-10- 5-10～83-10- 7-20	83-10- 6- 4	5.36	9.9	8.11	10.8	40	8		1.51	沿海州L及び冬型

付表－6.32　紋別港　異常波浪一覧表

No.	出現期間	最大有義波の起時	$H_{1/3}$ (m)	$T_{1/3}$ (s)	H_{max} (m)	T_{max} (s)	継続時間 3 m 以上	継続時間 5 m 以上	継続時間 7 m 以上	$H_{max}/H_{1/3}$	気象要因
1	'75-11- 7-24H～75-11-11- 4H	'75-11- 9- 4H	7.30	12.9	10.20	9.0	46	18	4	1.40	冬　型
2	81- 1- 2-22～81- 1- 5-10	81- 1- 3-24	6.20	10.1	8.90	10.0	40	10		1.44	二つ玉L
3	76-12-26-18～76-12-29-18	△76-12-27-22	6.00	10.6	8.60	8.0	38	12		1.43	冬　型
4	78- 1-22-10～78- 1-24-18	78- 1-23- 2	5.90	11.6	7.70	10.0	46	16		1.31	冬　型
5	83-11-19- 6～83-11-21- 4	83-11-19-12	5.90	11.2	8.60	10.2	18	6		1.46	冬　型
6	79-10-19-20～79-10-22- 8	△79-10-20-10	5.50	10.6	8.50	8.4	46	2		1.55	台風第7920号崩れのL
7	82-11-25-10～82-11-28-24	82-11-26- 4	5.40	11.9	7.80	11.4	72	4		1.44	日本海L及び冬型
8	83-12-25-22～83-12-30-12	83-12-28-24	5.20	12.4	9.40	13.2	78	2		1.81	冬　型
9	76-10-31-20～76-11- 2-10	76-11- 1-18	5.10	10.4	7.50	10.0	28	2		1.47	前線性日本海L
10	79- 1-27-16～79- 1-28- 8	79- 1-27-24	5.00	9.3	6.90	11.1	14	2		1.38	冬　型
11	81-12-30- 4～81-12-31-12	81-12-30- 8	4.80	9.0	9.30	9.0	20			1.94	冬　型
12	78-12- 5- 4～78-12- 7- 4	78-12- 5-24	4.70	11.9	7.30	8.0	36			1.55	冬　型
13	79-10- 1-10～79-10- 2-24	79-10- 1-22	4.60	9.1	6.90	10.4	24			1.50	台風第7916号
14	75-11-30-12～75-12- 2-14	75-11-30-24	4.50	9.7	6.70	9.0	30			1.49	冬　型
15	79- 9- 5-18～79- 9- 7- 6	79- 9- 6- 2	4.50	8.5	6.10	7.0	10			1.36	南岸L及びオホーツク海L
16	81-10- 2-22～81-10- 5-10	81-10- 4-10	4.40	12.3	6.10	10.3	44			1.39	台風第8122号崩れのL
17	76- 9-17- 6～76- 9-20-14	76- 9-18-16	4.40	10.6	6.50	10.0	36			1.48	移動性H
18	80-12-29- 4～80-12-31-10	80-12-30- 2	4.40	9.4	7.90	10.5	24			1.80	冬　型
19	82- 1-19-12～82- 1-20-10	82- 1-19-22	4.40	8.9	7.20	9.2	16			1.64	オホーツク海L
20	81- 5-29- 8～81- 5-31-10	81- 5-29-24	4.40	8.7	7.50	9.3	28			1.70	日本海L
21	79-12-10-20～79-12-14- 8	79-12-11- 4	4.40	8.5	6.30	6.2	72			1.43	台風第7919号崩れのL
22	76-10-11- 4～76-10-12-20	76-10-11-10	4.30	8.3	5.90	12.0	22			1.37	冬　型
23	83-12-12- 4～83-12-14-24	83-12-13-14	4.20	12.5	5.60	13.1	30			1.33	北海道南岸L
24	81- 9- 4-16～81- 9- 6- 6	81- 9- 5- 6	4.20	9.7	5.90	8.9	18			1.40	台風第8118号崩れのL
25	81- 5-25-22～81- 5-28- 2	81- 5-26-12	4.20	9.1	7.90	9.5	26			1.88	台湾L
26	83-10-29-16～83-10-31-12	83-10-30-18	4.00	10.3	6.40	9.7	18			1.60	冬　型
27	80- 1-17-24～80- 1-19- 2	80- 1-18-10	4.00	9.1	6.10	7.5	18			1.53	冬　型
28	77-12-25-22～77-12-27- 4	77-12-26- 6	4.00	8.8	5.90	8.0	16			1.47	日本海L及びオホーツク海L
29	79-11- 8- 2～79-11-10-20	79-11- 9- 2	3.90	12.9	4.70	12.7	38			1.21	移動性H
30	75-12-26-12～75-12-28- 4	75-12-27-10	3.90	10.5	6.50	10.0	26			1.67	冬　型

付表－6.33　中城湾　異常波浪一覧表

	No.	出現期間	最大有義波の起時	$H_{1/3}$ (m)	$T_{1/3}$ (s)	H_{max} (m)	T_{max} (s)	継続時間 3m以上	継続時間 5m以上	継続時間 7m以上	$H_{max}/H_{1/3}$	気象要因
*	①	'79- 8-21- 6H～79- 8-22-16H	△79- 8-22-16H	8.46	15.0	12.11	10.4	26	18	10	1.43	台風第7911号
*	2	83- 9-23-24～83- 9-27-22	△83- 9-25- 4	7.53	13.2	13.61	15.2	78	20	6	1.81	台風第8310号
*	③	81- 8-29- 8～81- 9- 1- 8	△81- 8-30- 4	7.34	12.2	9.81	11.8	64	12	6	1.34	台風第8118号
*	4	84- 8-16- 4～84- 8-20-24	84- 8-18-14	7.16	11.5	11.40	13.4	84	56	2	1.59	台風第8410号
*	⑤	78- 7-24- 8～78- 7-29-16	78- 7-28- 8	7.07	11.7	10.20	11.0	64	22	2	1.44	台風第7808号
	6	74- 7- 3- 4～74- 7- 5-18	△74- 7- 4-14	6.99	11.5	11.89	9.2	40	8		1.70	台風第7408号
	⑦	80-10-10-22～80-10-13-14	△80-10-12- 6	6.94	10.9	9.28	7.8	54	32		1.34	台風第8019号
	⑧	81-10-18- 2～81-10-22-24	△81-10-21- 6	6.80	11.9	10.69	9.3	80	28		1.57	台風第8124号
	9	83- 8- 9-24～83- 8-16- 8	83- 8-12-24	6.37	11.9	9.72	13.6	122	12		1.53	台風第8305号
	10	82- 8-23-12～82- 8-26- 6	82- 8-25- 4	5.89	12.6	7.91	12.9	40	18		1.34	台風第8213号
	11	82- 9-22- 2～82- 9-24-10	82- 9-23-18	5.55	9.6	8.31	9.9	26	6		1.50	台風第8219号
	12	82- 7-27- 6～82- 8- 2- 6	82- 7-27-22	5.47	11.4	7.49	9.9	60	2		1.37	台風第8209号
	⑬	80- 7- 8-22～80- 7-12- 6	△80- 7- 9-18	5.20	8.3	9.53	3.2	50	2		1.83	台風第8007号
	⑭	75- 9-20-14～75- 9-22-22	△75- 9-21-20	4.89	10.6	6.32	11.5	16			1.29	台風第7512号
	⑮	79- 8-13-14～79- 8-16-10	△79- 8-14-24	4.80	11.1	9.39	8.1	56			1.96	台風第7910号
	⑯	81- 9-29-16～81-10- 2- 8	81- 9-30- 4	4.74	12.4	8.11	13.1	38			1.71	台風第8122号
	17	82- 1- 3- 4～82- 1- 5-10	82- 1- 4- 2	4.65	9.3	7.42	9.5	24			1.60	二つ玉L及び冬型
	⑱	76- 8-20- 6～76- 8-20-18	△76- 8-20- 8	4.54	10.2	6.44	9.5	10			1.42	台風第7615号
	⑲	78- 8-15- 2～78- 8-15- 8	△78- 8-15- 8	4.47	12.1	5.94	11.0	8			1.33	台風第7811号
	⑳	77- 7-28-12～77- 7-30-24	77- 7-29-12	4.43	8.2	6.78	8.5	20			1.53	台風第7705号
	21	82-11-27-24～82-11-29-22	82-11-29-10	4.38	9.8	6.49	9.3	32			1.48	二つ玉L
	㉒	76- 9- 8- 8～76- 9- 8-24	△76- 9- 8-24	4.33	11.9	5.96	10.5	14			1.38	台風第7617号
	㉓	75- 8- 1-16～75- 8- 4- 4	75- 8- 2-16	4.30	9.8	6.76	11.5	20			1.57	台風第7503号
	㉔	76- 6-28-10～76- 7- 4- 2	76- 7- 2- 4	4.30	9.1	7.72	11.0	38			1.80	台風第7607号
	㉕	76- 8- 8- 2～76- 8-10- 6	△76- 8- 8-16	4.03	11.5	6.24	10.5	14			1.55	台風第7613号
	26	79- 7-31- 8～79- 8- 2- 6	79- 8- 1- 2	3.98	11.1	7.48	9.7	24			1.88	台風第7909号
	27	76-11- 2-18～76-11- 7-14	△76-11- 6-12	3.82	10.3	5.90	12.5	20			1.54	台風第7622号
	28	84- 8- 6-14～84- 8- 8-10	84- 8- 7-10	3.79	9.1	6.22	8.7	24			1.64	台風第8408号
	29	84-10-27- 4～84-10-29-14	84-10-27-16	3.74	10.8	6.94	10.6	28			1.86	台風第8422号
	㉚	75- 8-10-24～75- 8-12-14	75- 8-11-18	3.74	9.0	6.24	11.5	14			1.67	台風第7504号

付表－6.34　那覇港　異常波浪一覧表

	No.	出現期間	最大有義波の起時	$H_{1/3}$ (m)	$T_{1/3}$ (s)	H_{max} (m)	T_{max} (s)	継続時間 3m以上	継続時間 5m以上	継続時間 7m以上	$H_{max}/H_{1/3}$	気象要因
*	①	'79-10-17-14H～79-10-19-18H	'79-10-18-18H	7.41	10.0	12.25	13.5	20	8	2	1.65	台風第7920号
*	②	79- 9-26-16～79-10- 1- 2	79- 9-28-10	5.91	9.4	9.74	8.4	92	18		1.65	台風第7916号
*	③	80- 9- 9-18～80- 9-12-12	80- 9-10-20	5.87	9.2	10.20	8.0	40	10		1.74	台風第8013号
*	④	80-10-12-22～80-10-15-14	80-10-13-14	5.58	10.2	8.74	10.7	26	2		1.57	台風第8019号
*	⑤	79-11-23- 6～79-11-24-10	79-11-23-14	5.33	11.0	7.71	10.3	10	2		1.45	前線性L
	⑥	80-12-23- 4～80-12-25- 8	80-12-23-24	5.32	10.7	9.22	10.9	44	2		1.73	二つ玉L
	⑦	75-11-22- 2～75-11-25- 6	75-11-23-24	5.14	10.9	7.32	9.0	40	2		1.42	台風第7520号
	⑧	77- 2-14-18～77- 2-18-16	77- 2-16-22	4.88	9.6	7.08	8.0	48			1.45	冬型
	9	84- 8-19-12～84- 8-21-22	84- 8-20- 6	4.83	10.1	6.00	8.5	38			1.24	台風第8410号
	10	82-12- 5-14～82-12- 7- 4	82-12- 5-22	4.82	9.6	6.80	9.9	32			1.41	日本海L及び冬型
	⑪	75- 2-20-18～75- 2-23-14	75- 2-21-10	4.79	11.0	6.60	12.0	54			1.38	冬型
	⑫	76-12- 7-20～76-12-10- 4	76-12- 9- 8	4.69	10.9	6.96	12.5	28			1.48	冬型
	⑬	79-11-18- 6～79-11-19-22	79-11-18-12	4.69	9.9	8.10	8.5	28			1.73	前線性L
	14	76-12-26- 2～76-12-29- 8	76-12-26-10	4.69	9.3	7.10	7.8	22			1.51	冬型
	⑮	81-10-20-22～81-10-24-24	81-10-23- 6	4.59	10.6	7.05	10.5	36			1.54	台風第8124号
	⑯	81-12-19-10～81-12-21- 2	81-12-20-10	4.58	9.9	7.35	10.0	30			1.60	二つ玉L
	17	73-12-24-20～73-12-26-12	△73-12-24-22	4.54	9.7	6.72	13.0	24			1.48	冬型
	⑱	81-12- 1- 8～81-12- 3-18	81-12- 2- 8	4.53	10.5	7.89	9.9	42			1.74	冬型
	19	84-10-28- 4～84-10-30- 6	84-10-28-22	4.51	9.3	6.37	9.3	30			1.41	台風第8422号
	20	76-11-10-18～76-11-12-24	76-11-11-14	4.48	10.0	6.17	9.1	24			1.38	熱帯性L
	21	81- 1-10-18～81- 1-12-14	81- 1-11- 8	4.48	9.9	6.62	11.5	30			1.48	冬型
	㉒	78- 2-14-16～78- 2-19- 6	78- 2-18- 4	4.47	9.3	7.68	8.0	28			1.72	冬型
	㉓	77- 3- 3- 2～77- 3- 5-24	77- 3- 4-14	4.45	9.5	6.12	10.0	72			1.38	冬型
	24	73-12-21-22～73-12-23- 6	△73-12-22-12	4.43	10.6	6.96	11.5	28			1.57	冬型
	25	81- 8-31-10～81- 9- 1- 8	△81- 8-31-16	4.40	11.1	7.66	9.7	22			1.74	台風第8118号
	㉖	78- 1- 9-20～78- 1-11- 8	78- 1-10-12	4.39	10.1	9.12	11.0	22			2.08	冬型
	27	76- 2- 5- 8～76- 2- 7- 2	76- 2- 5-24	4.37	9.5	7.01	8.6	18			1.60	冬型
	28	84- 2- 6- 6～84- 2- 9- 8	84- 2- 6-22	4.37	9.0	6.57	12.1	40			1.50	冬型
	29	82- 4- 9- 6～82 -4-10-22	82- 4- 9-12	4.35	9.0	6.20	9.6	28			1.43	日本海L
	㉚	80- 2- 4-24～80- 2- 6- 4	80- 2- 5- 6	4.34	9.4	6.74	9.5	10			1.55	冬型

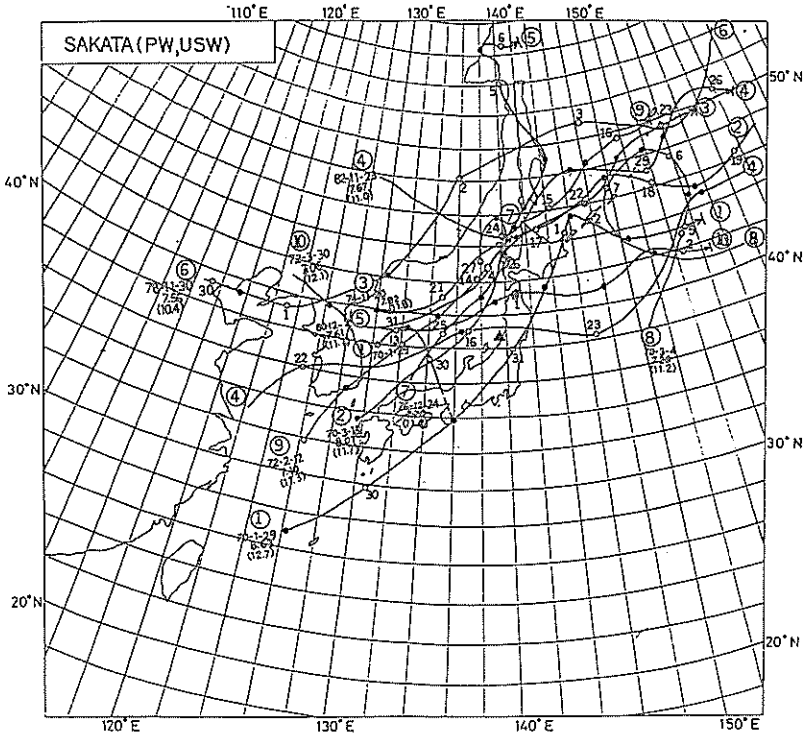

付図－3.1(1)　酒田港（PW，USW）　高波をもたらした気象じょう乱の経路

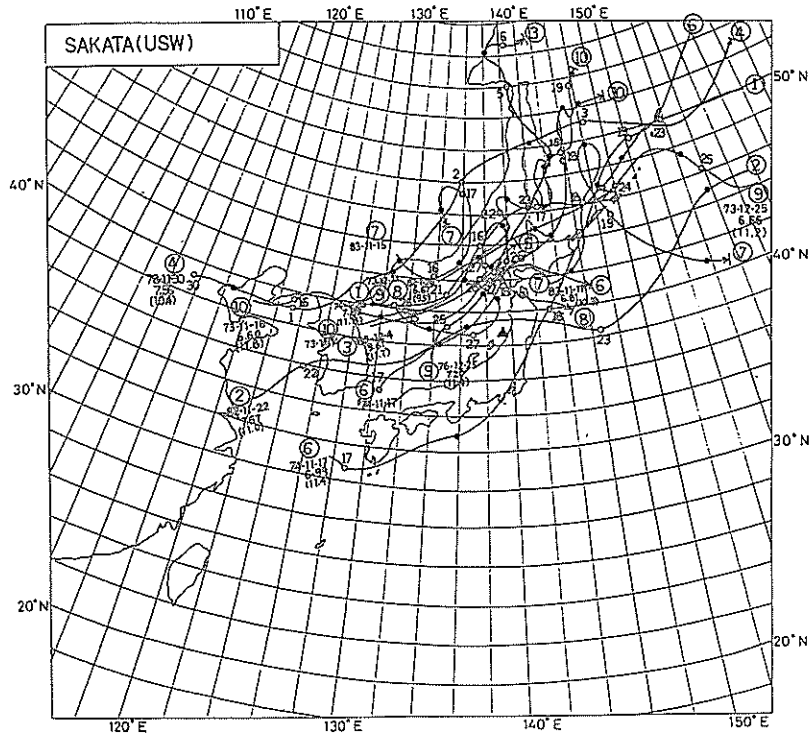

付図－3.1(2)　酒田港（USW）　高波をもたらした気象じょう乱の経路

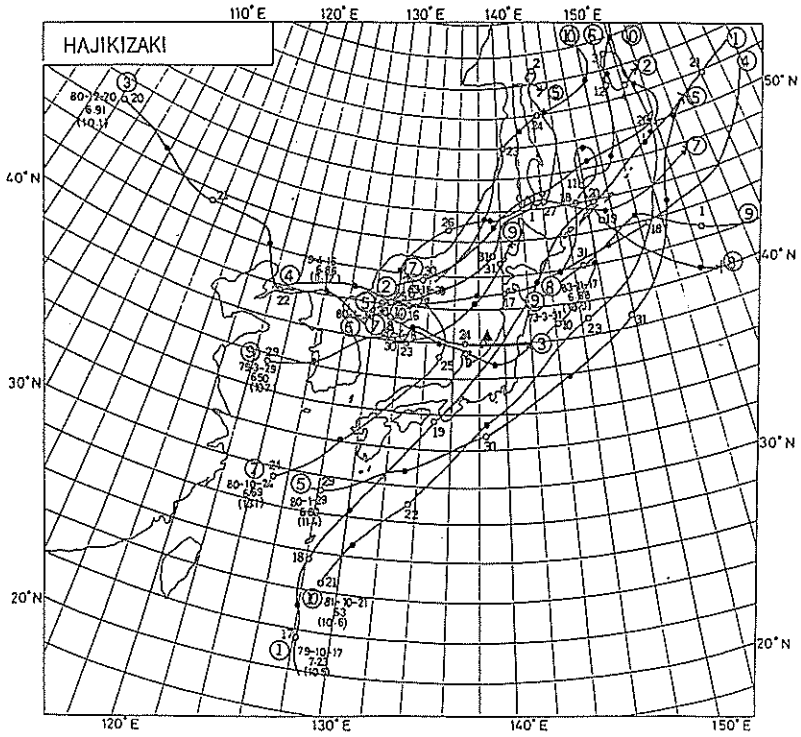

付図－3.2　弾崎　高波をもたらした気象じょう乱の経路

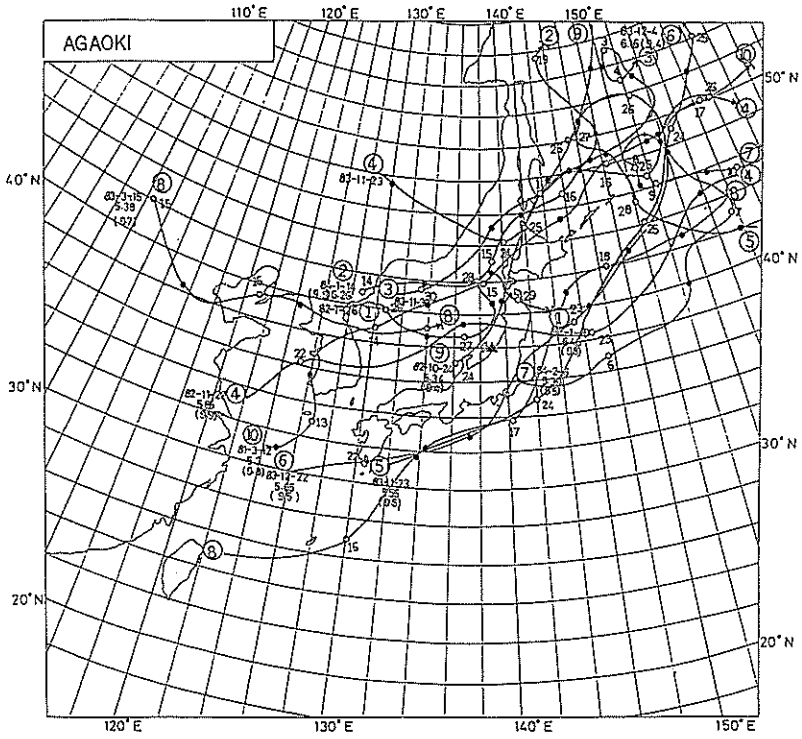

付図－3.3　阿賀沖　高波をもたらした気象じょう乱の経路

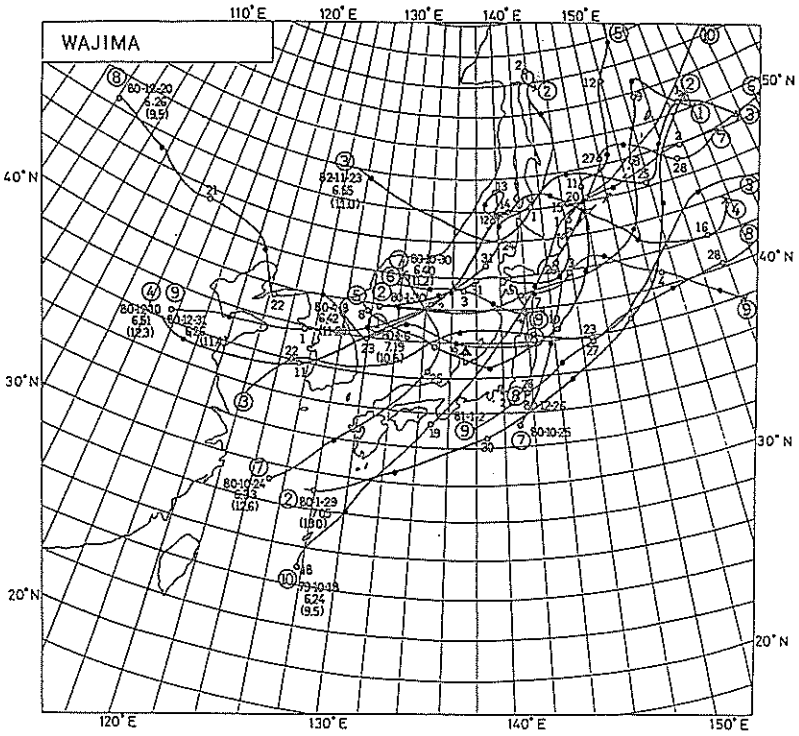

付図－3.4　輪島港　高波をもたらした気象じょう乱の経路

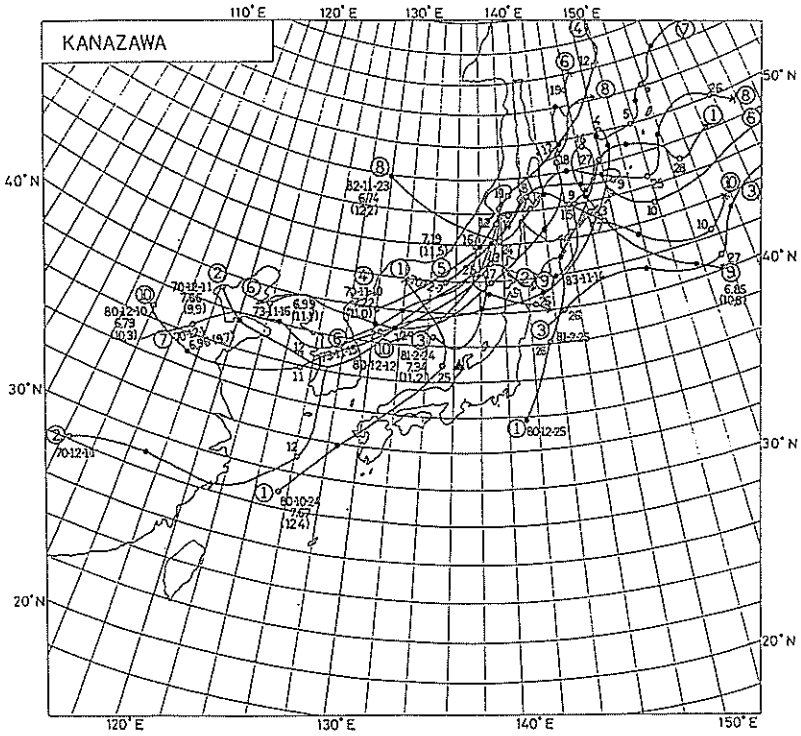

付図－3.5　金沢港　高波をもたらした気象じょう乱の経路

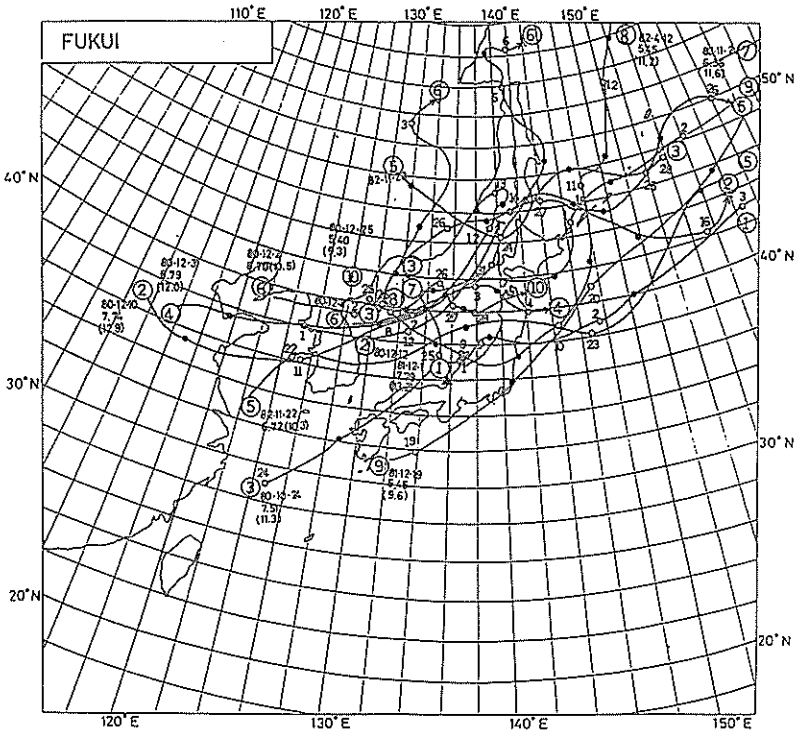

付図－3.6　福井港　高波をもたらした気象じょう乱の経路

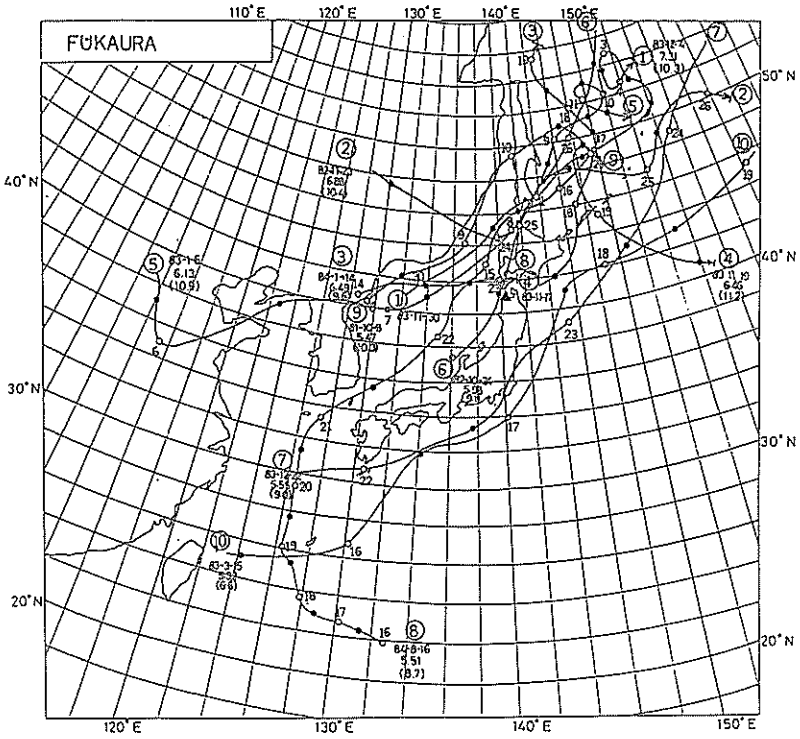

付図－3.7　深浦港　高波をもたらした気象じょう乱の経路

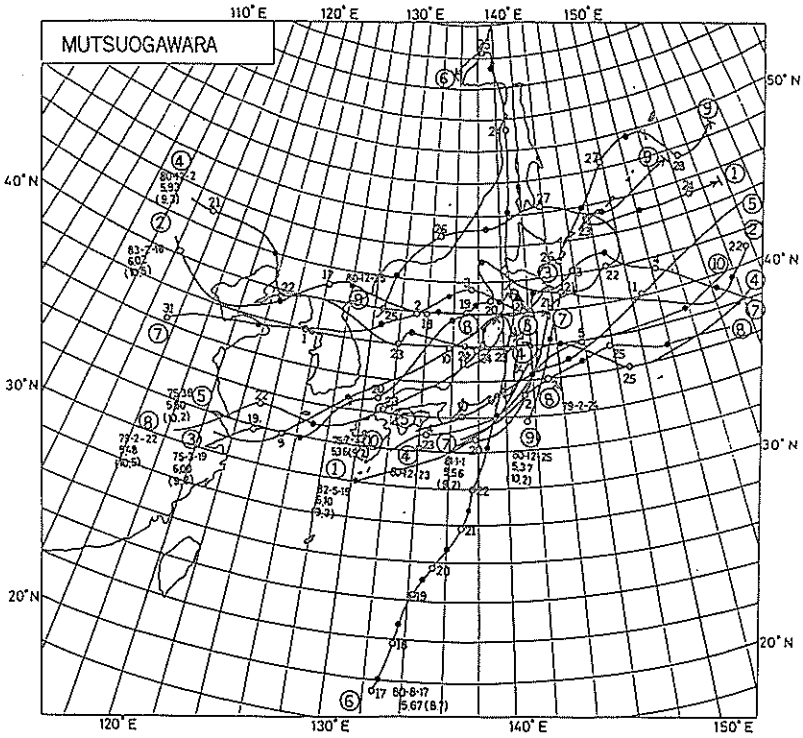

付図－3.8　むつ小川原港　高波をもたらした気象じょう乱の経路

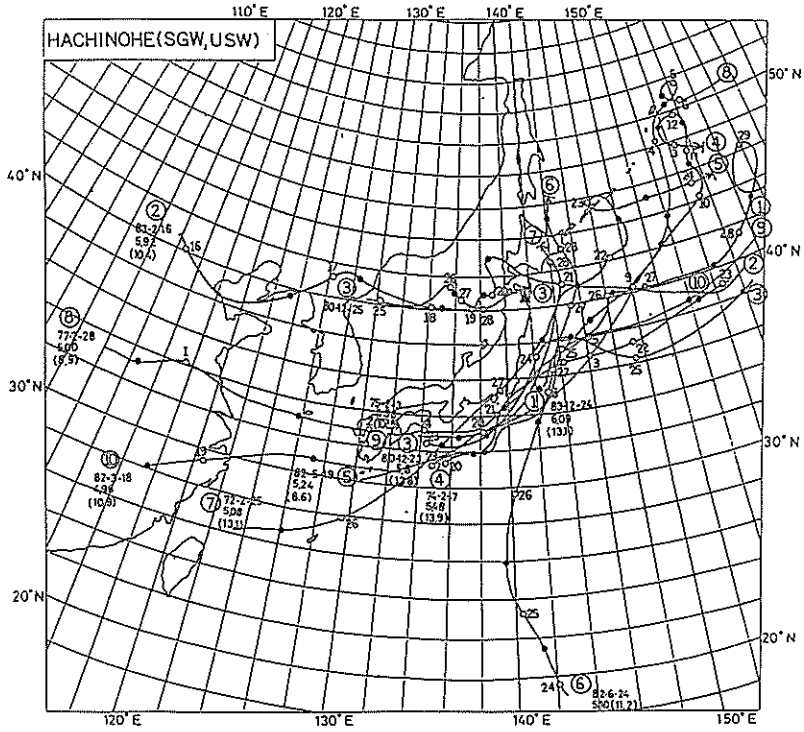

付図－3.9(1)　八戸港（SGW, USW）　高波をもたらした気象じょう乱の経路

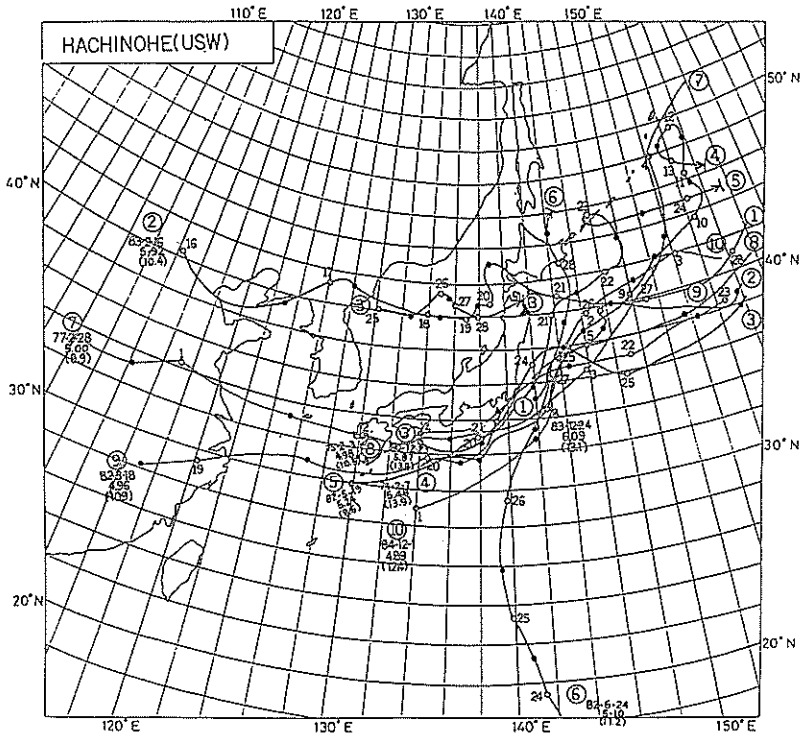

付図－3.9(2)　八戸港（USW）　高波をもたらした気象じょう乱の経路

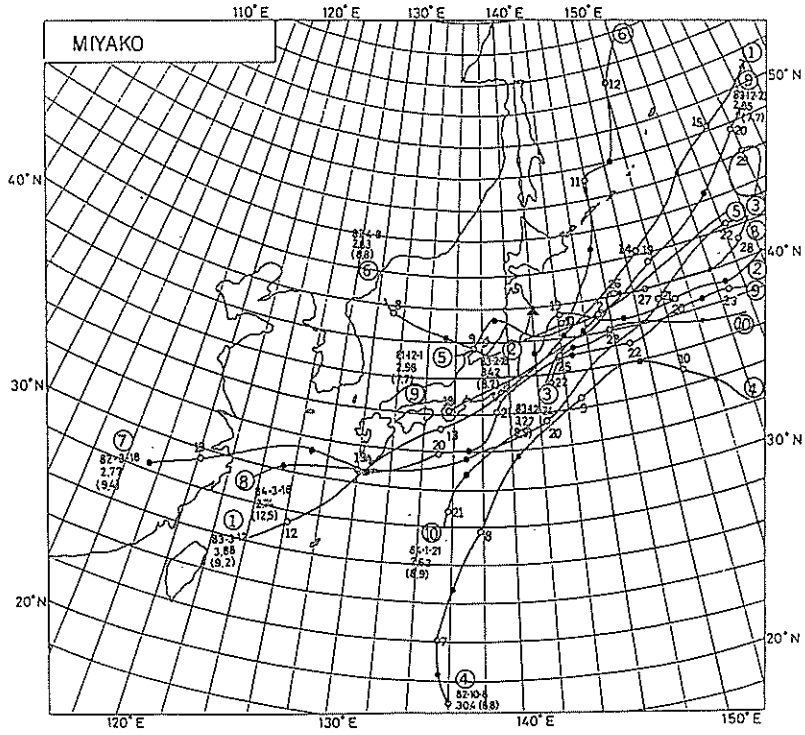

付図－3.10　宮古港　高波をもたらした気象じょう乱の経路

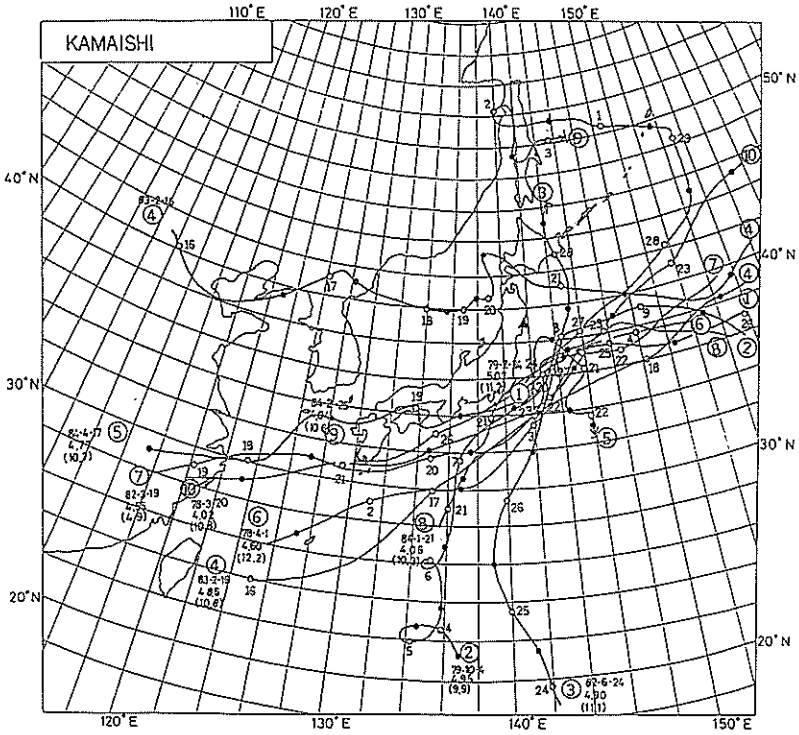

付図－3.11　釜石港　高波をもたらした気象じょう乱の経路

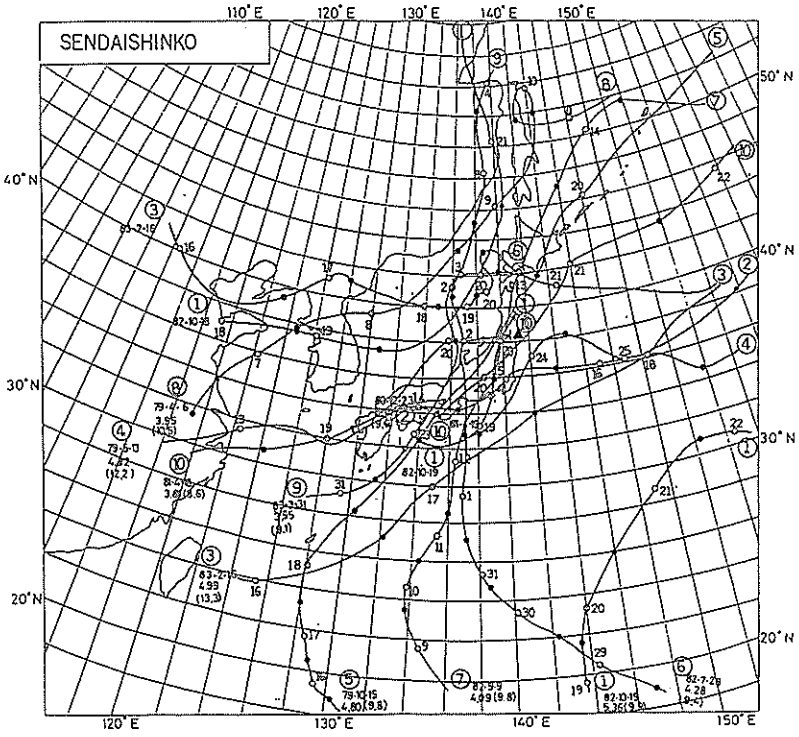

付図－3.12　仙台新港　高波をもたらした気象じょう乱の経路

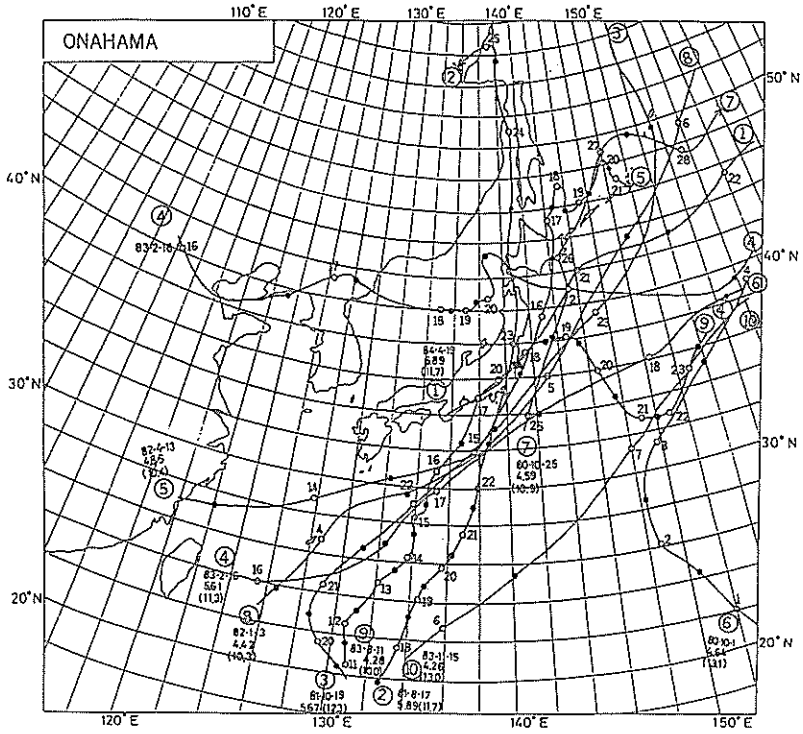

付図－3.13　小名浜港　高波をもたらした気象じょう乱の経路

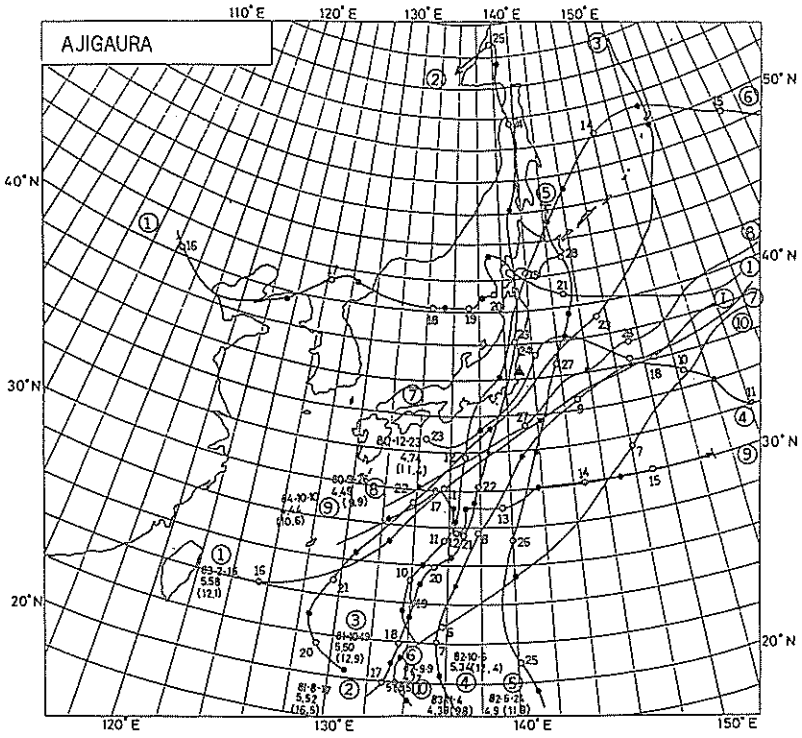

付図－3.14　阿字ヶ浦　高波をもたらした気象じょう乱の経路

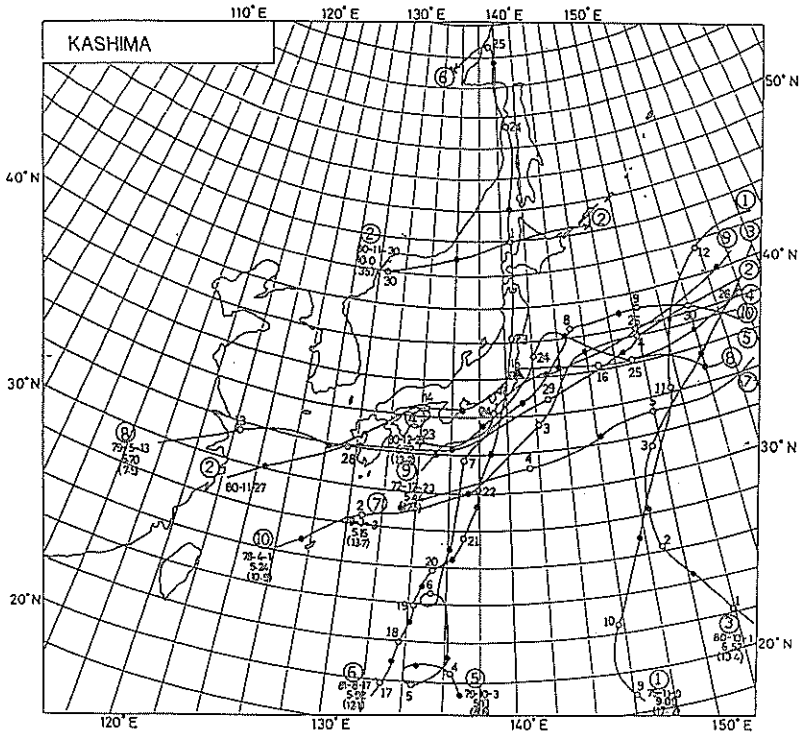

付図ー3.15　鹿島港　高波をもたらした気象じょう乱の経路

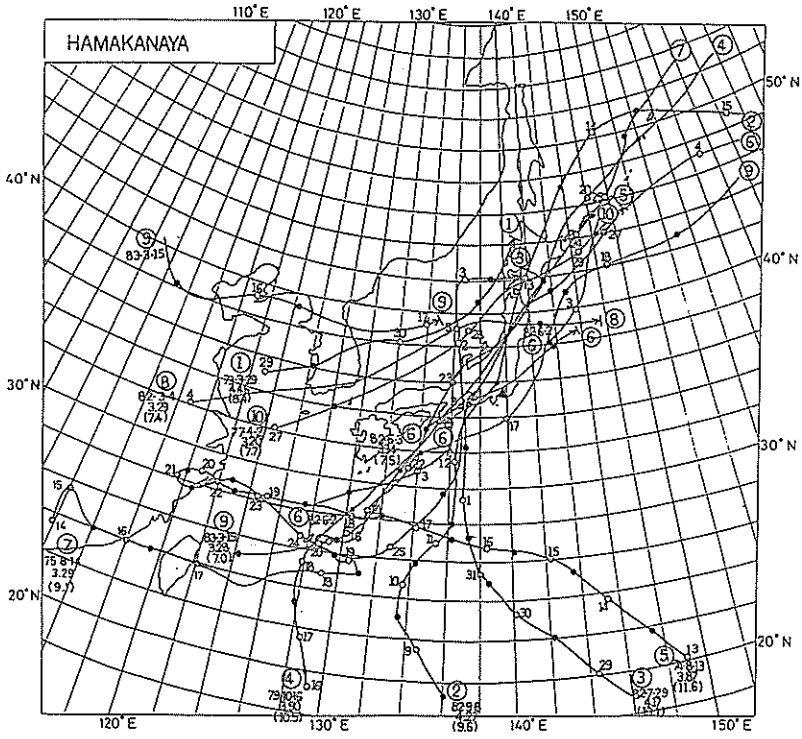

付図ー3.16　浜金谷　高波をもたらした気象じょう乱の経路

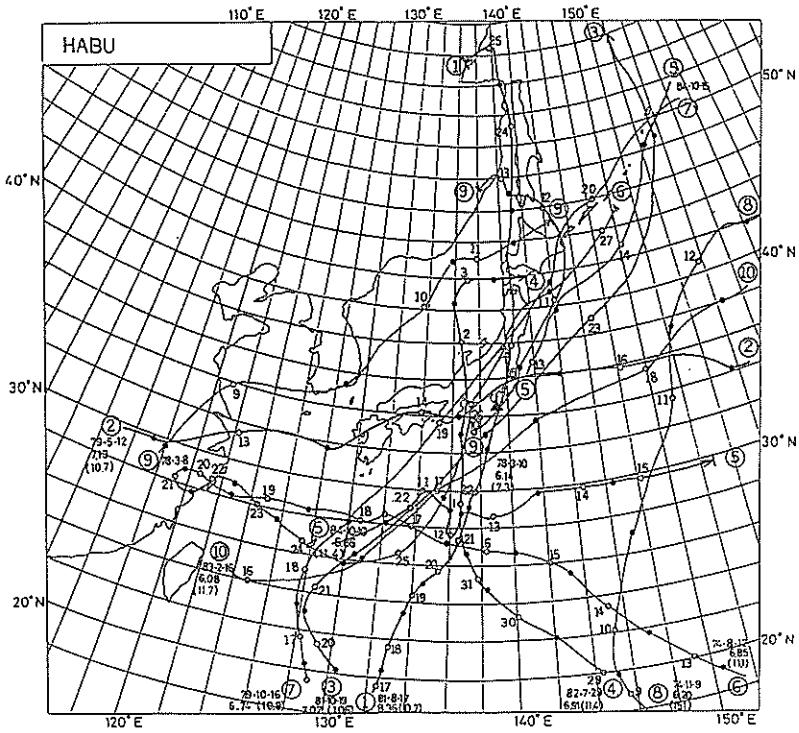

付図－3.17　波浮港　高波をもたらした気象じょう乱の経路

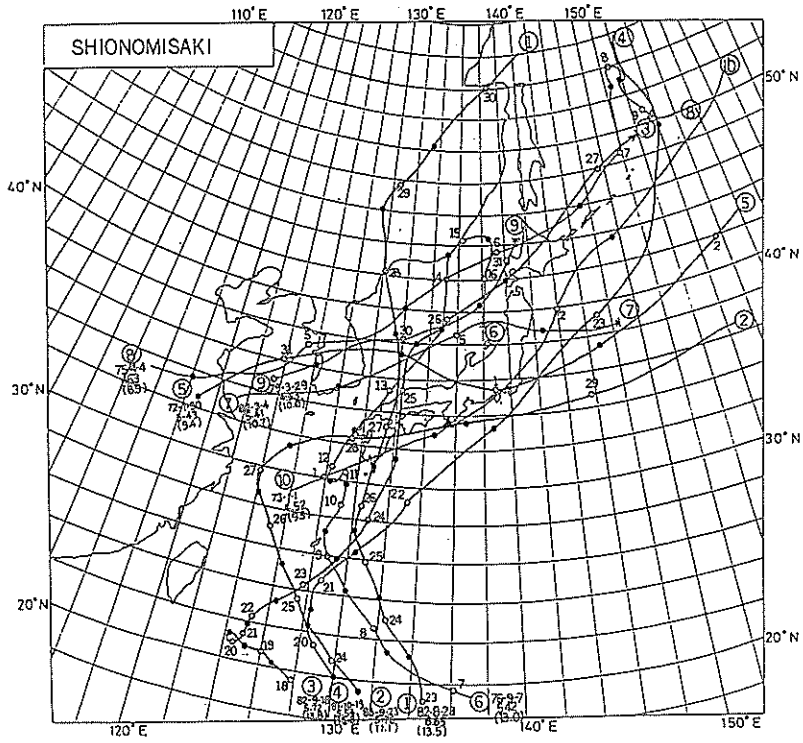

付図－3.18　潮岬　高波をもたらした気象じょう乱の経路

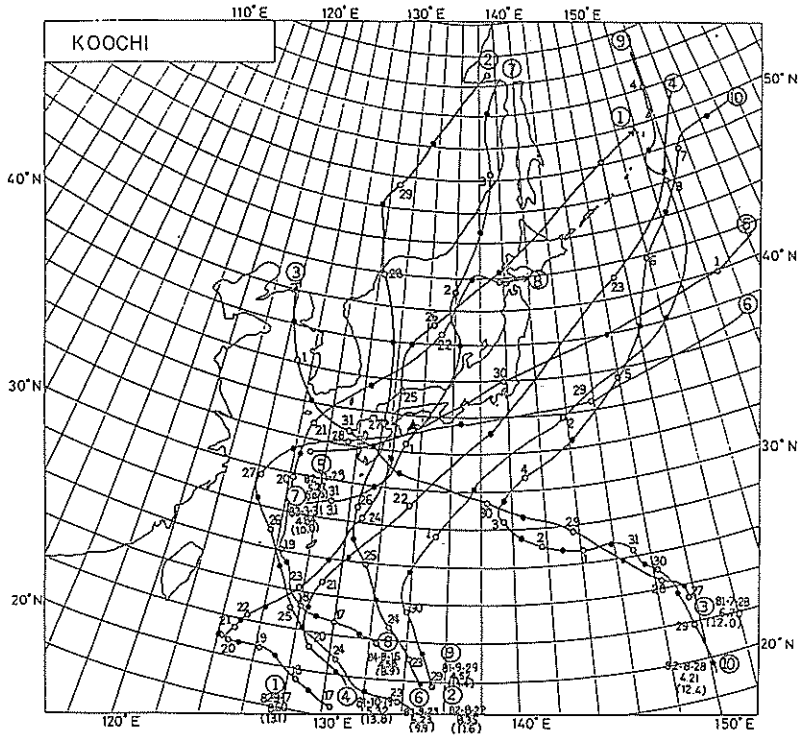

付図－3.19　高知沖　高波をもたらした気象じょう乱の経路

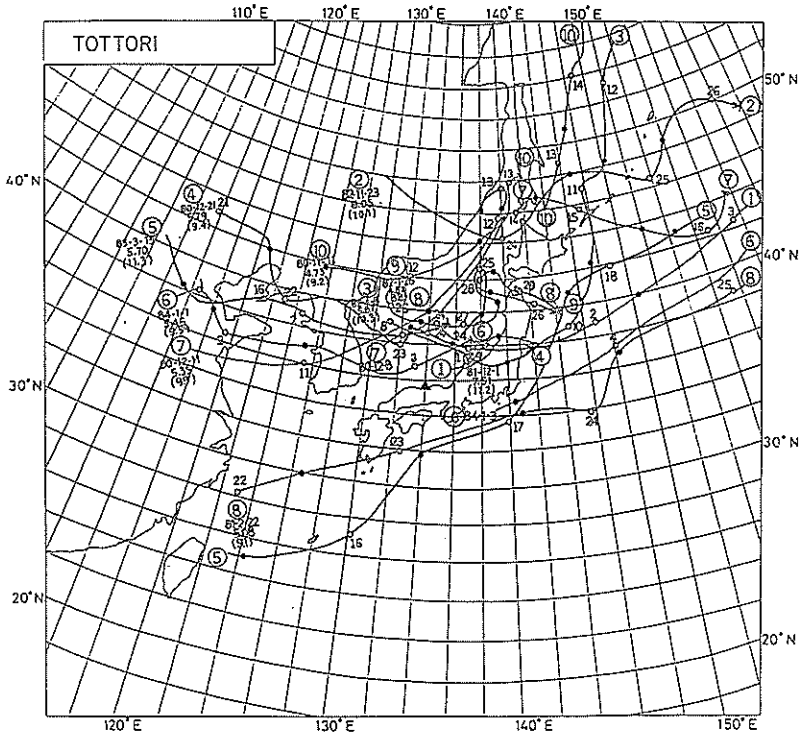

付図－3.20　鳥取港　高波をもたらした気象じょう乱の経路

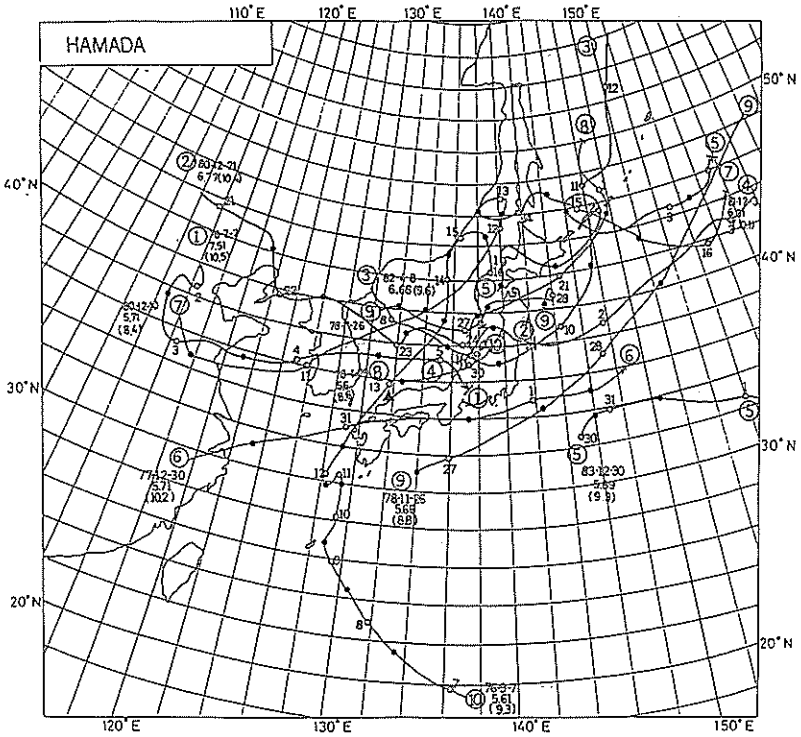

付図－3.21　浜田港　高波をもたらした気象じょう乱の経路

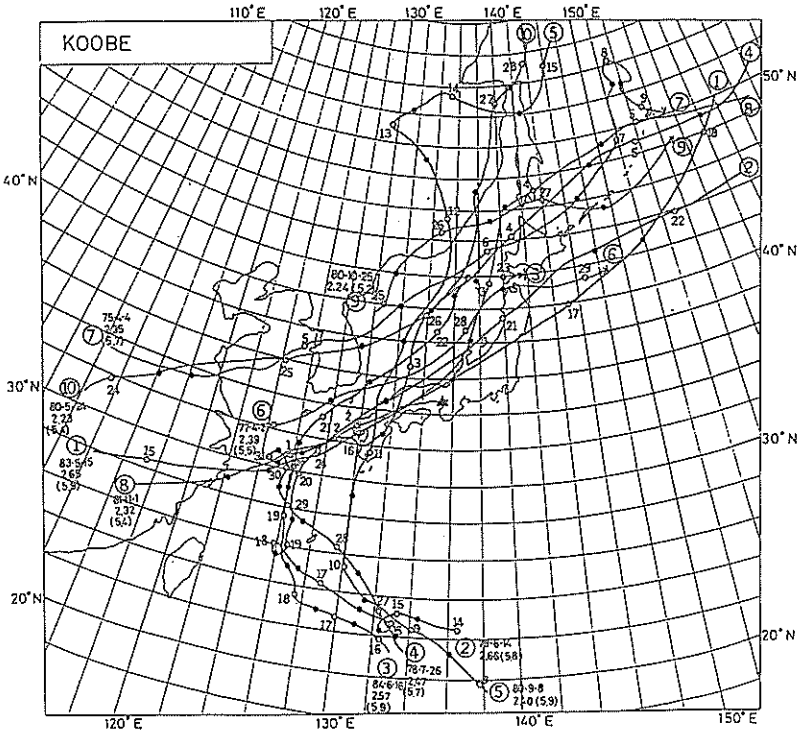

付図－3.22　神戸港　高波をもたらした気象じょう乱の経路

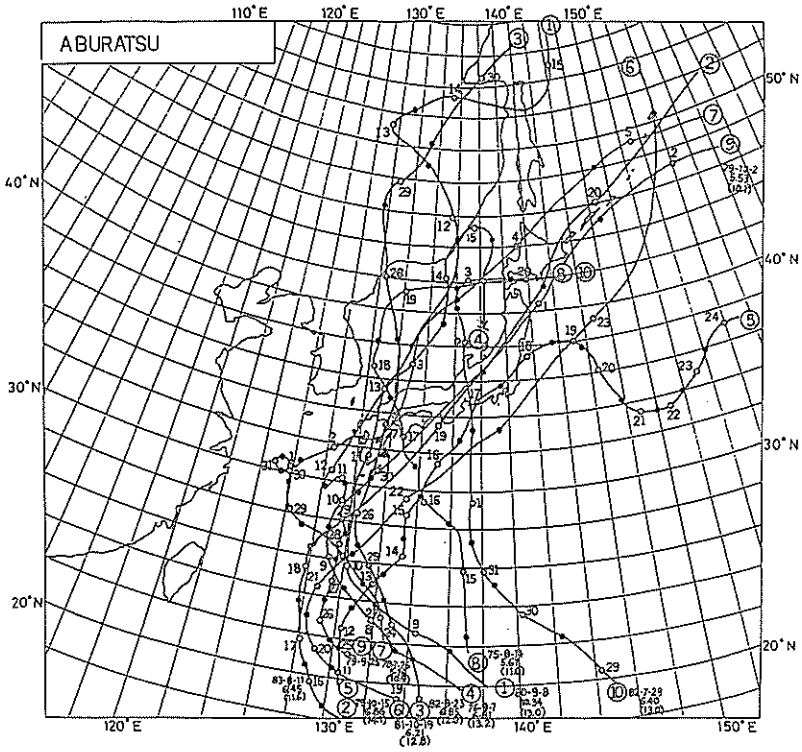

付図－3.23　油津港　高波をもたらした気象じょう乱の経路

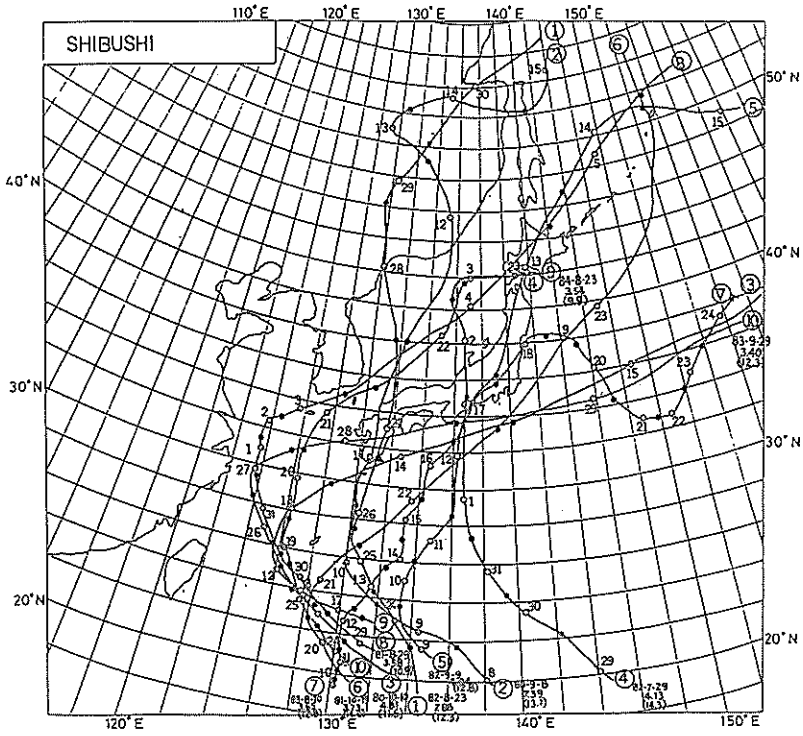

付図－3.24　志布志湾　高波をもたらした気象じょう乱の経路

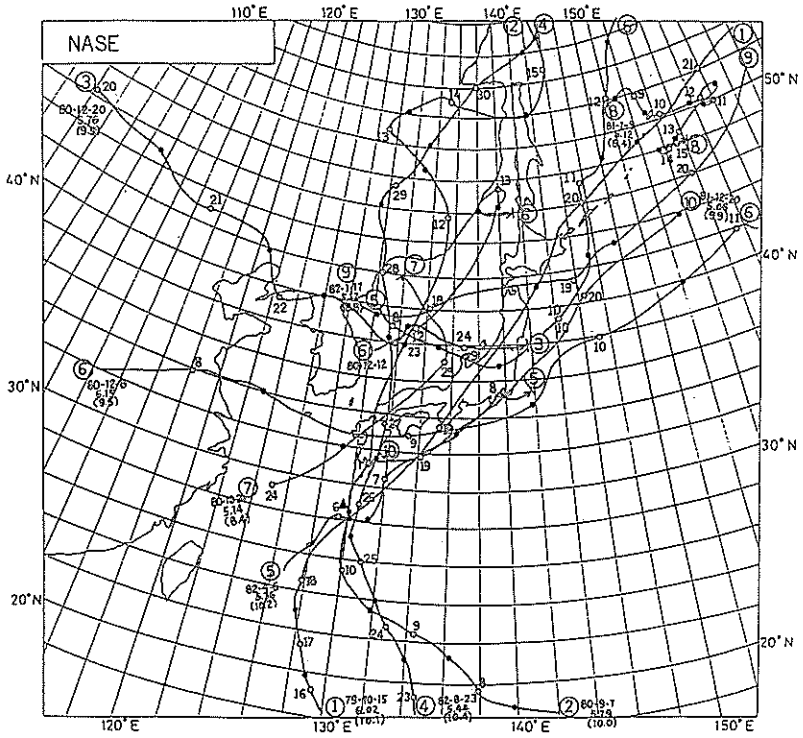

付図－3.25　名瀬港　高波をもたらした気象じょう乱の経路

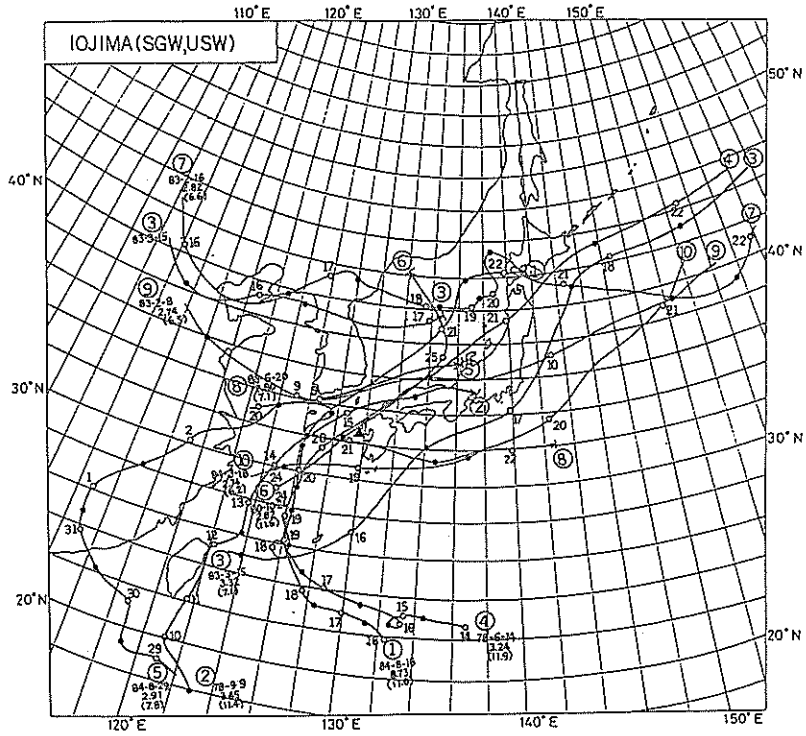

付図－3.26　伊王島　高波をもたらした気象じょう乱の経路

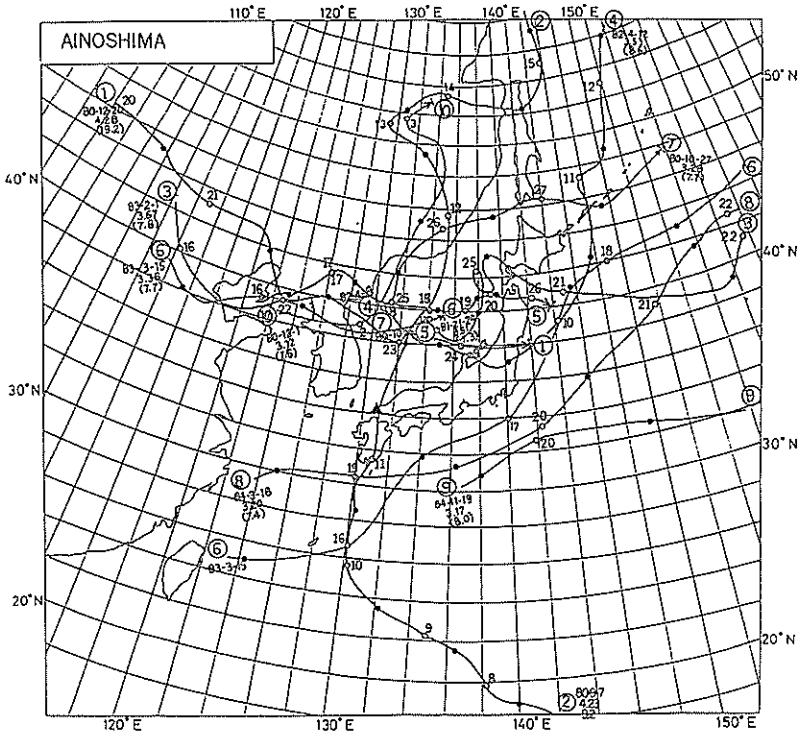

付図－3.27　藍島　高波をもたらした気象じょう乱の経路

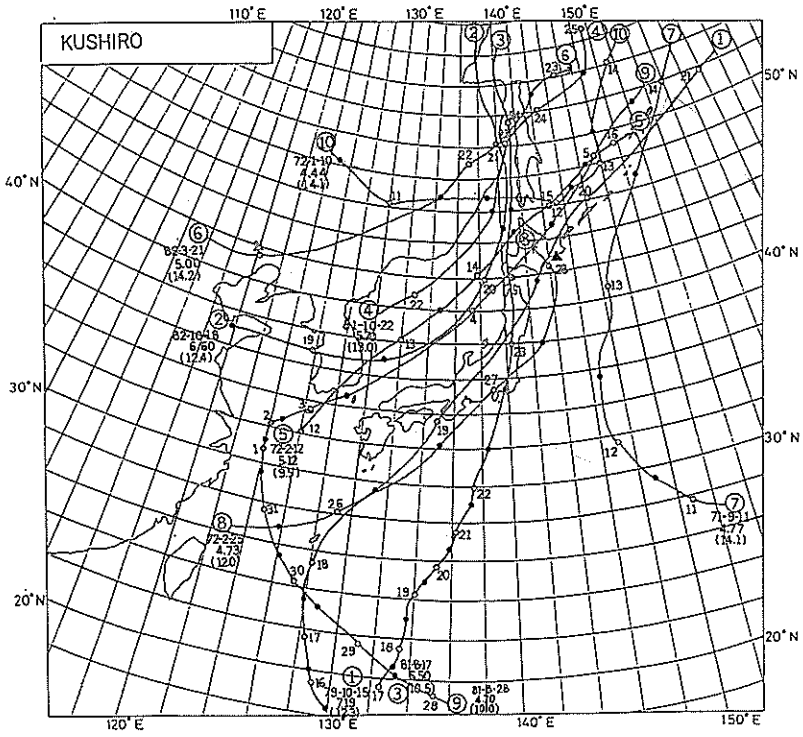

付図－3.28　釧路港　高波をもたらした気象じょう乱の経路

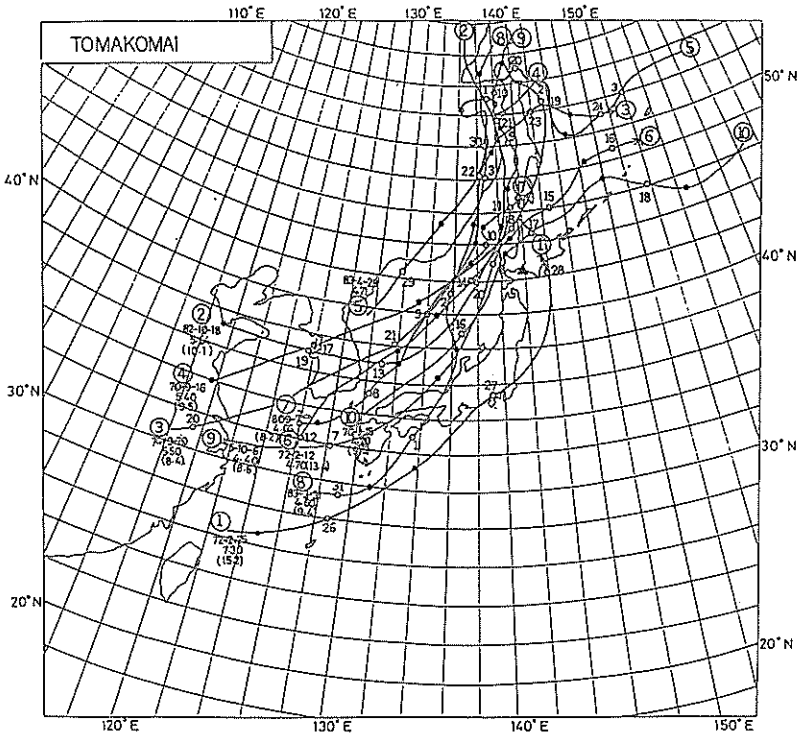

付図－3.29　苫小牧港　高波をもたらした気象じょう乱の経路

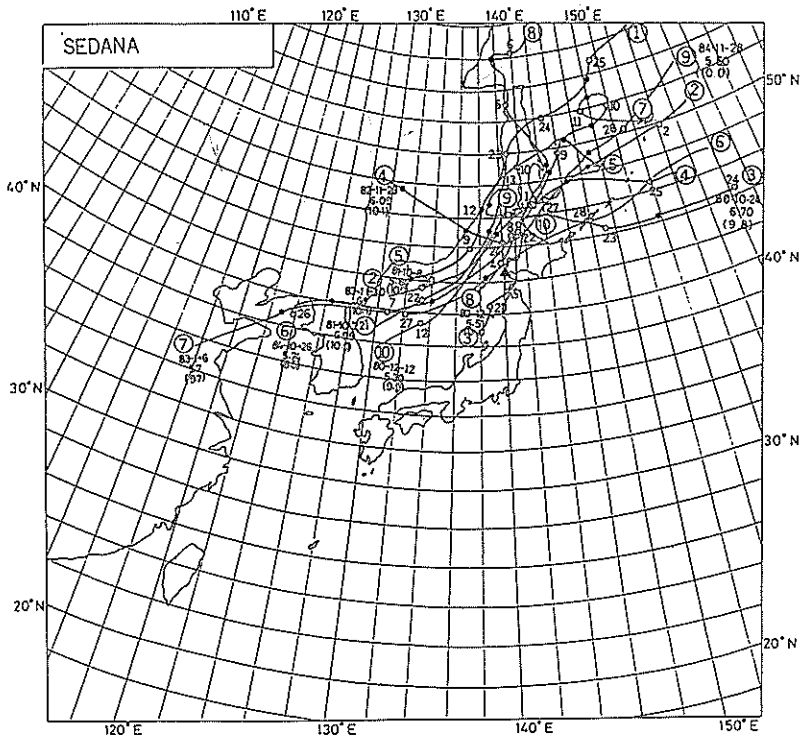

付図－3.30　瀬棚港　高波をもたらした気象じょう乱の経路

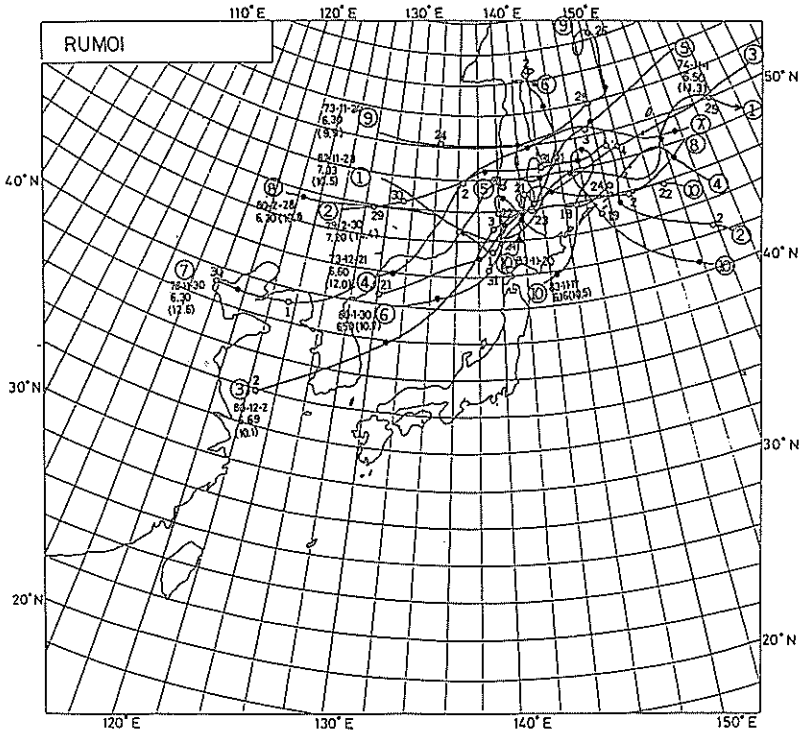

付図－3.31　留萌港　高波をもたらした気象じょう乱の経路

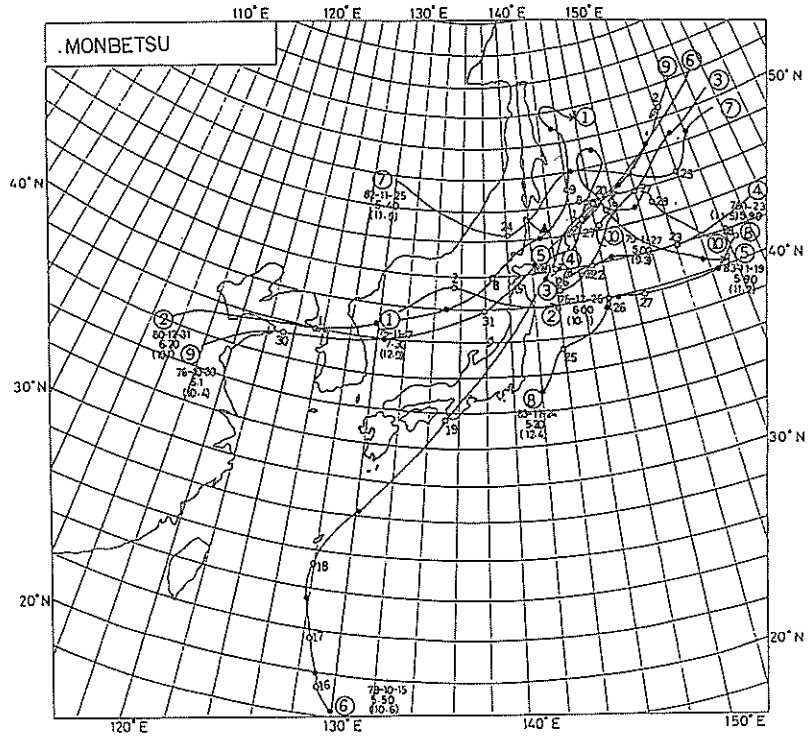

付図－3.32　紋別港　高波をもたらした気象じょう乱の経路

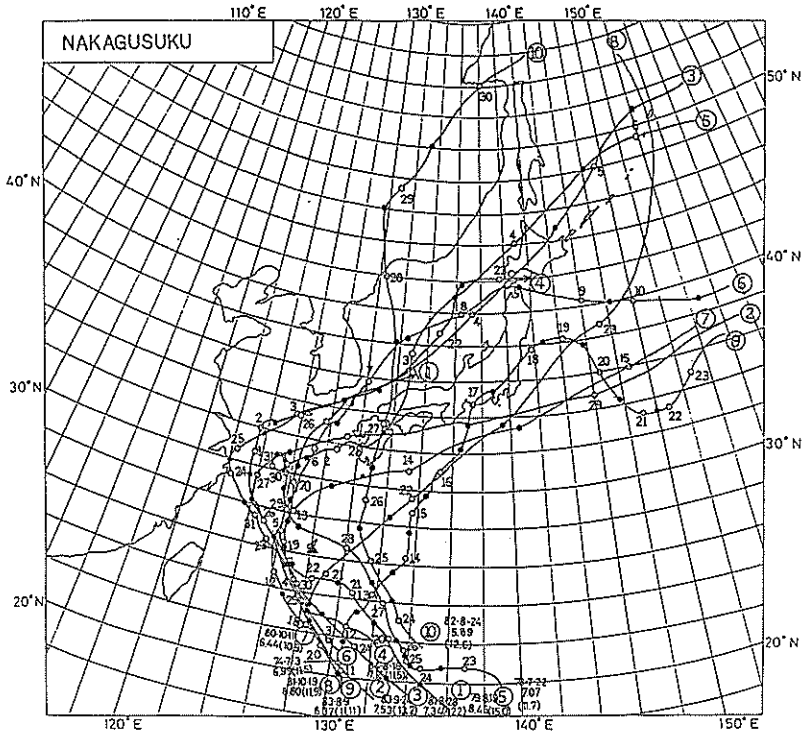

付図－3.33　中城湾　高波をもたらした気象じょう乱の経路

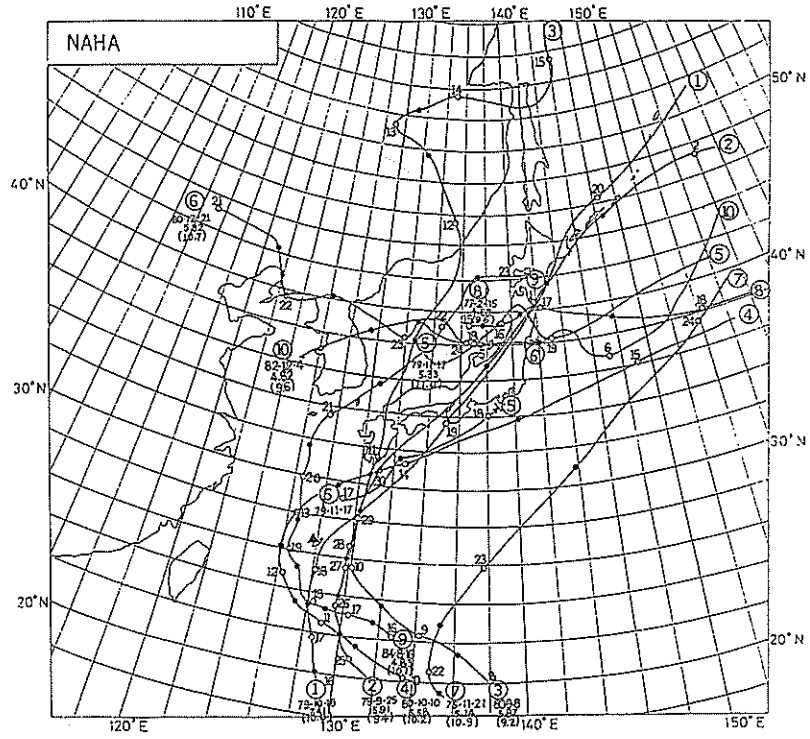

付図－3.34　那覇港　高波をもたらした気象じょう乱の経路

1. 酒 田 港 （6ケース）

(1) ’82年11月24日 6 時～11月26日20時

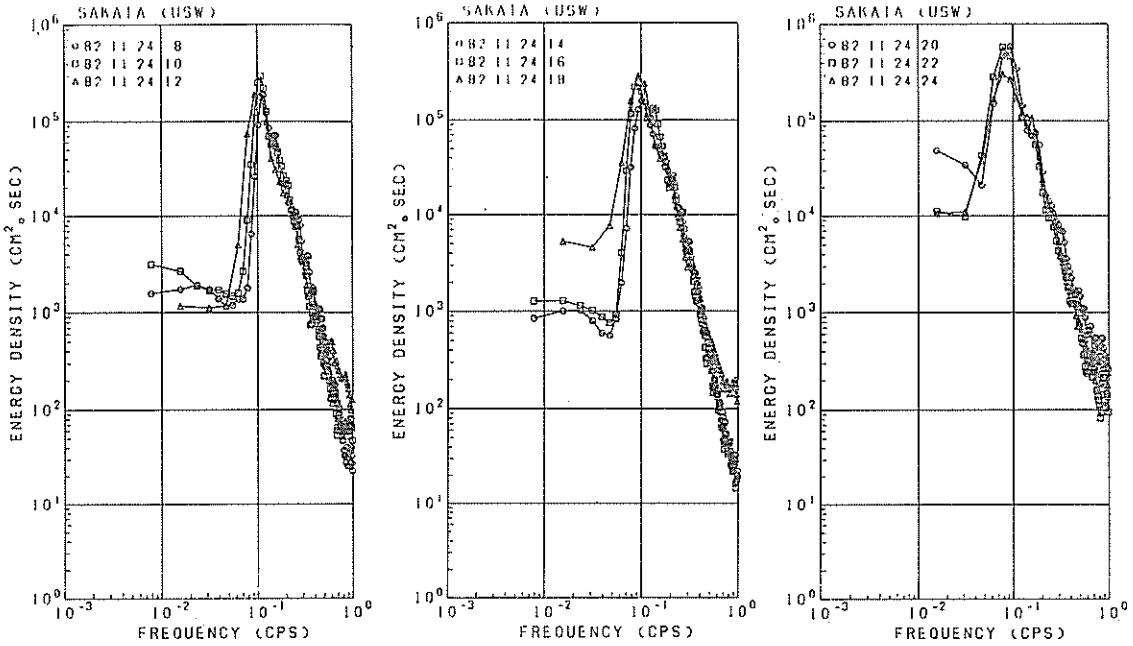

付図－4.1(1)　パワースペクトル図

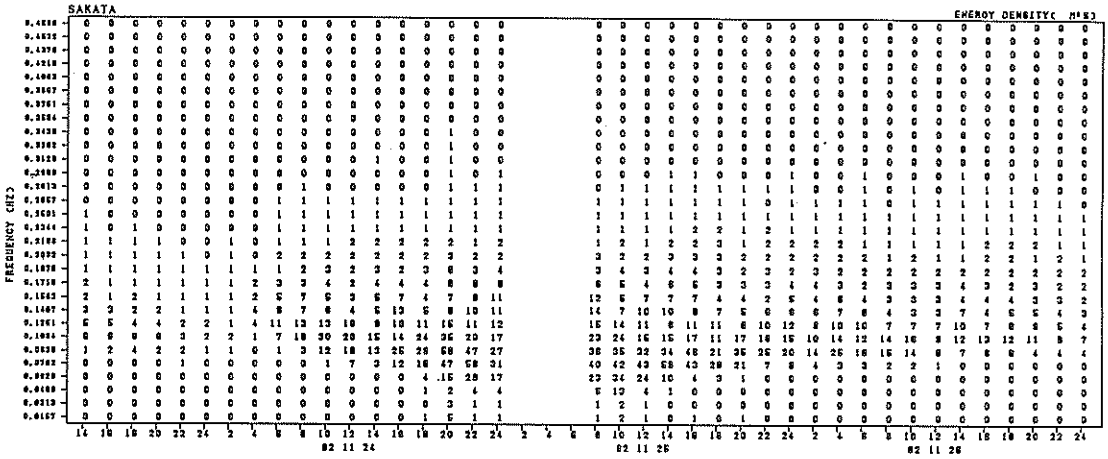

付図－5.1(1)　パワースペクトルの経時変化

(2)　'80年12月4日6時～12月5日8時

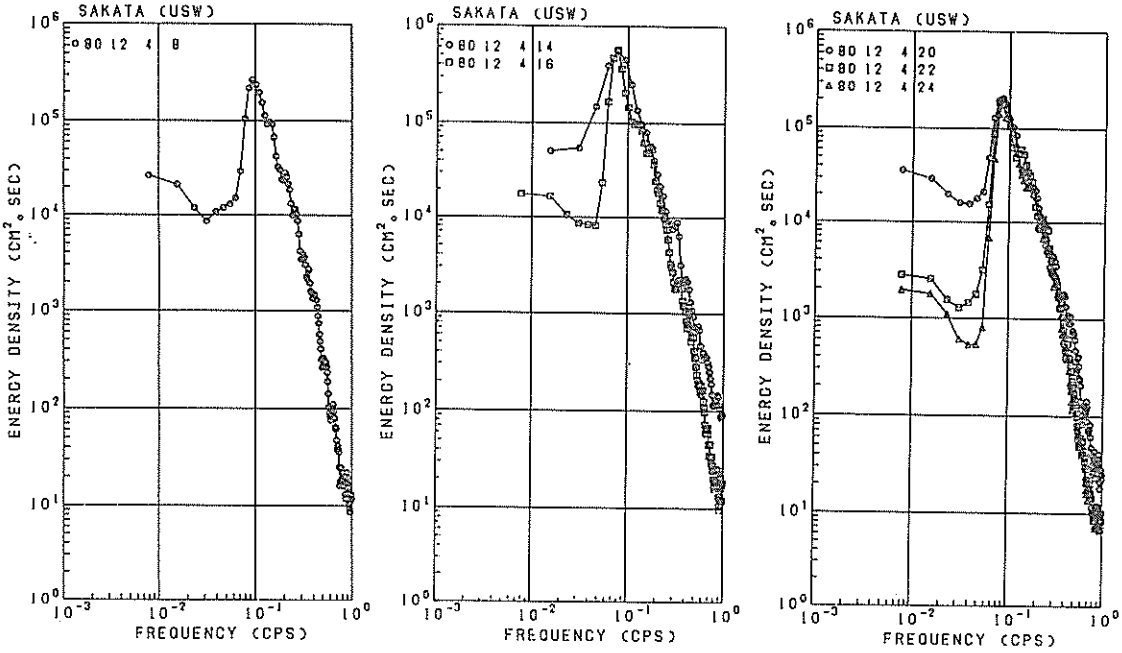

付図－4.1(2)　パワースペクトル図

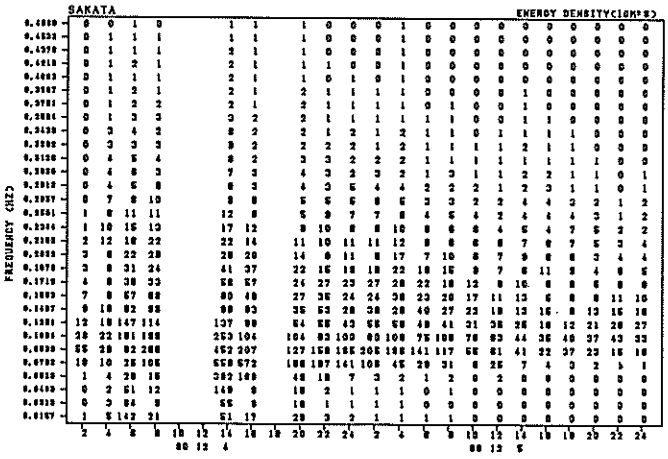

付図－5.1(2)　パワースペクトルの経時変化

(3)　'78年12月2日12時～12月3日22時

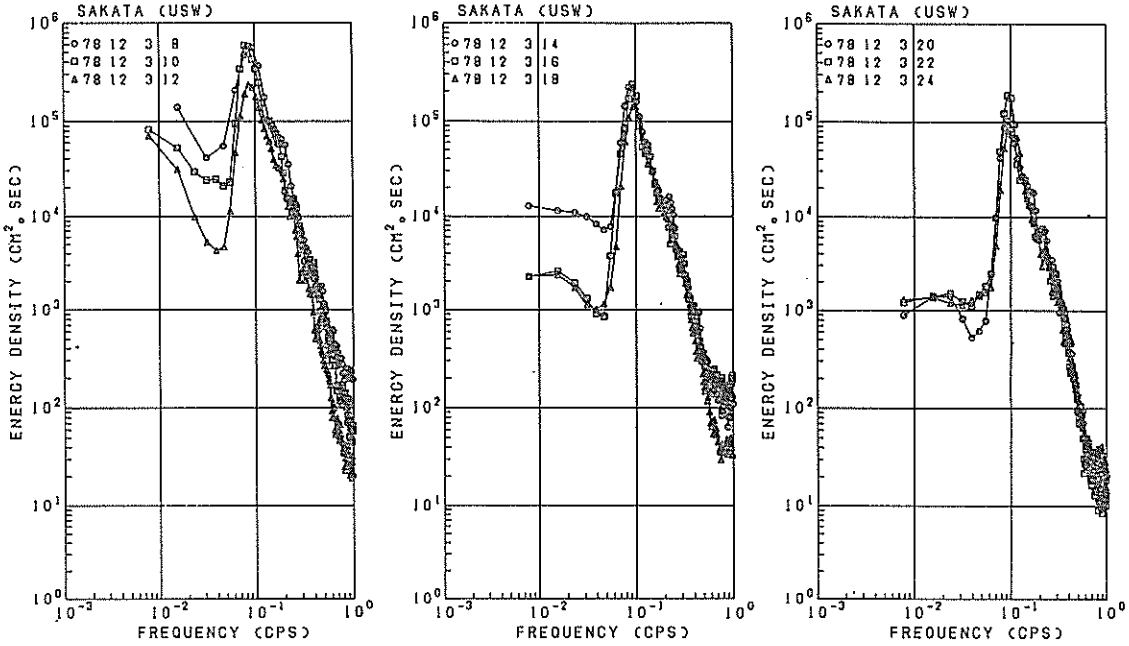

付図－4.1(3)　パワースペクトル図



付図－5.1(3)　パワースペクトルの経時変化

(4)　'76年12月26日22時～12月28日14時

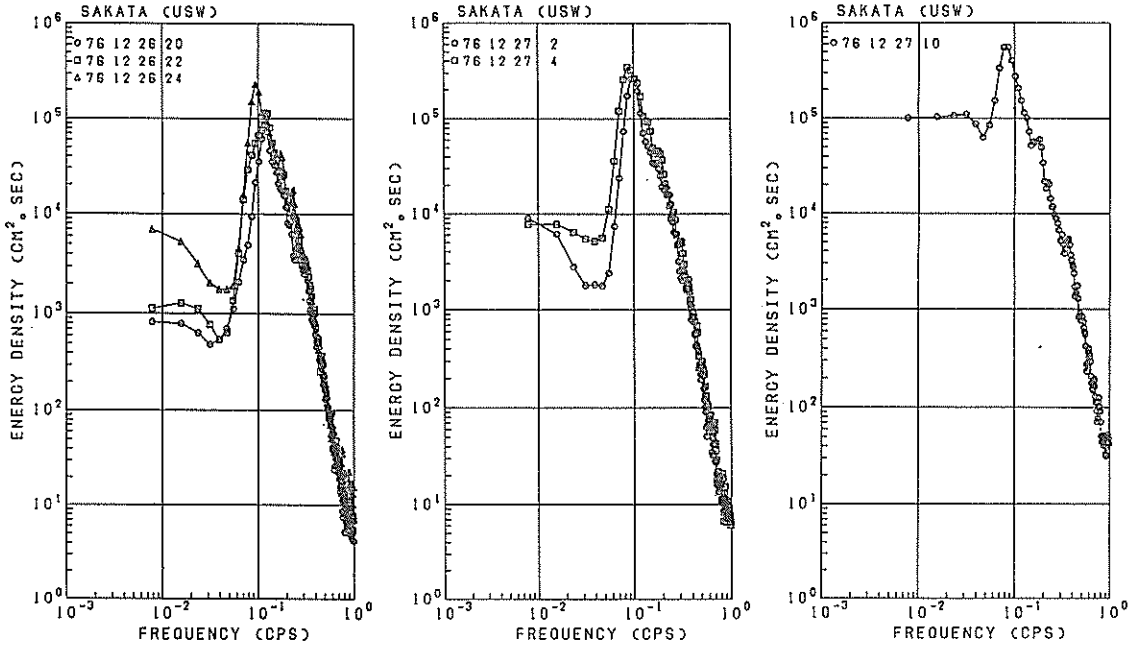

付図－4.1(4)　パワースペクトル図

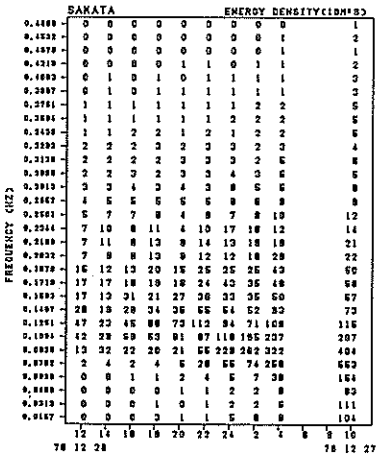

付図－5.1(4)　パワースペクトルの経時変化

(5)　'83年11月17日22時～11月19日20時

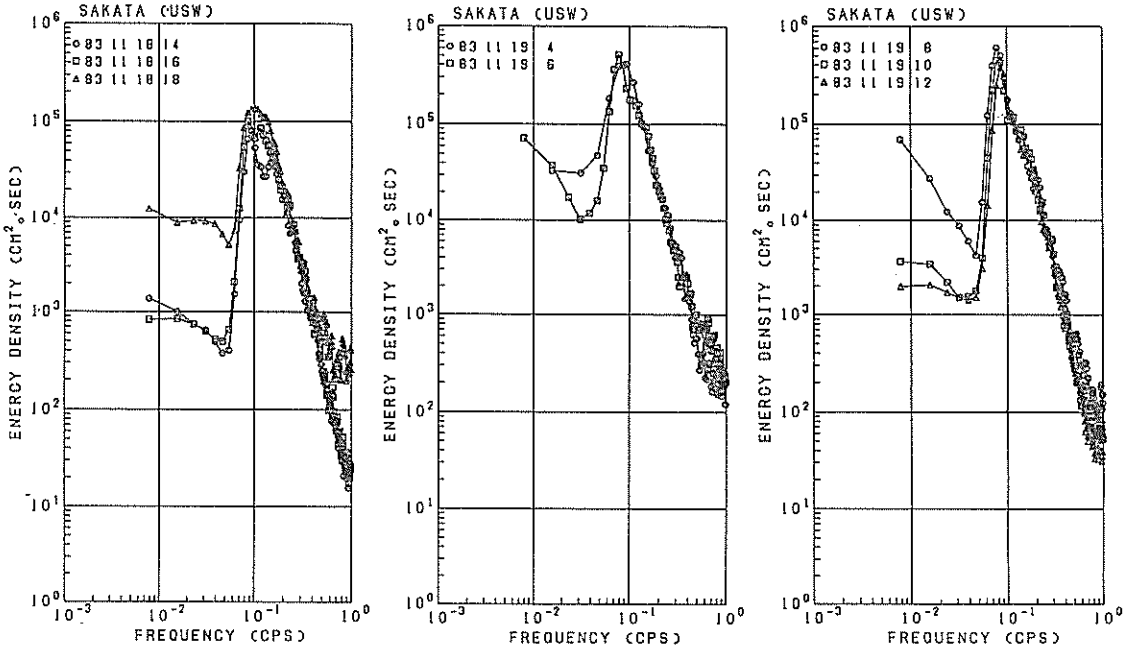

a　　b　　c

付図－4.1 (5)　パワースペクトル図

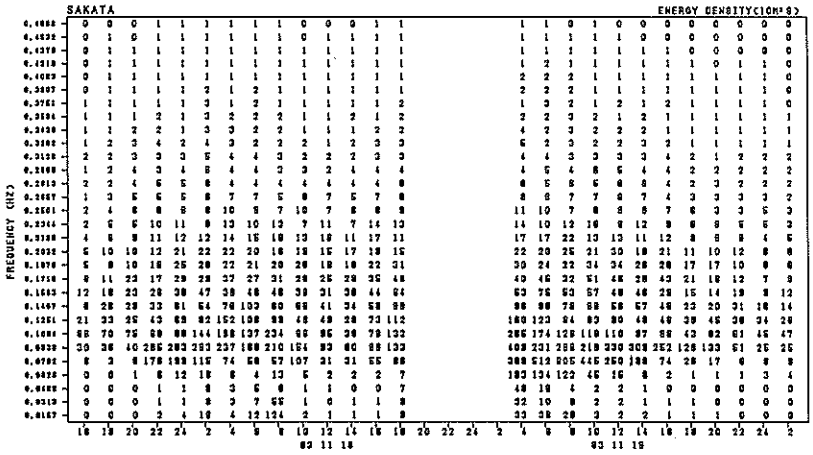

付図－5.1 (5)　パワースペクトルの経時変化

(6)　'82年 1 月28日14時～ 1 月30日 4 時

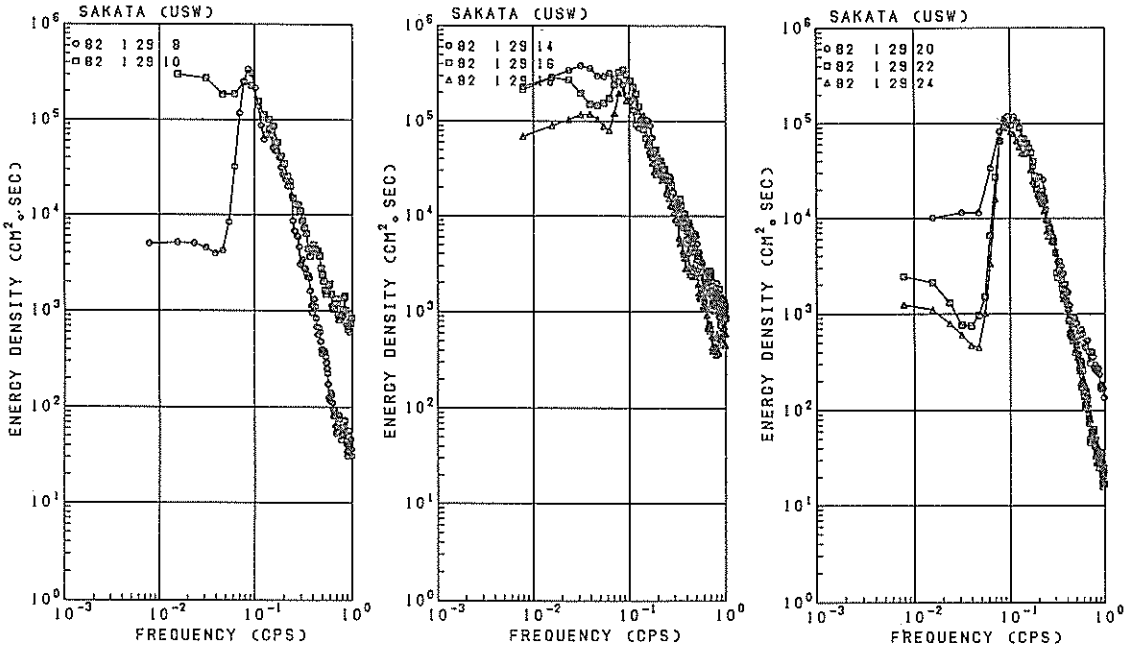

a　　b　　c

付図－ 4.1 (6)　パワースペクトル図

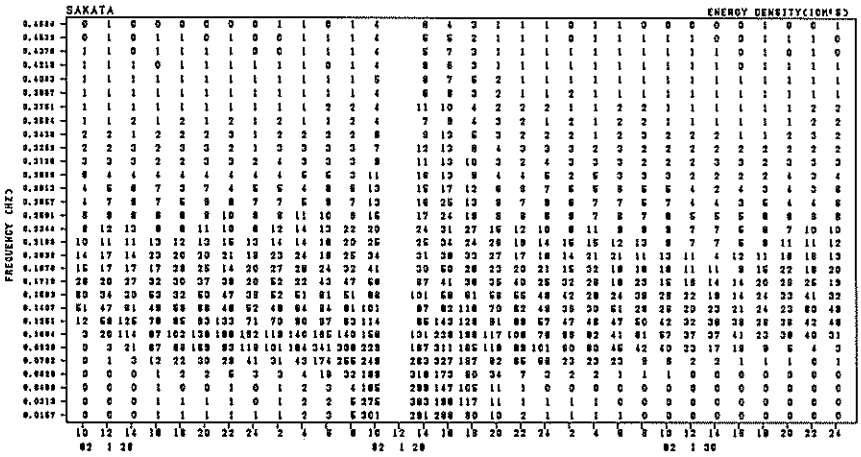

付図－ 5.1 (6)　パワースペクトルの経時変化

2. 弾　　崎（5ケース）

(1)　'79年10月19日18時～10月20日18時

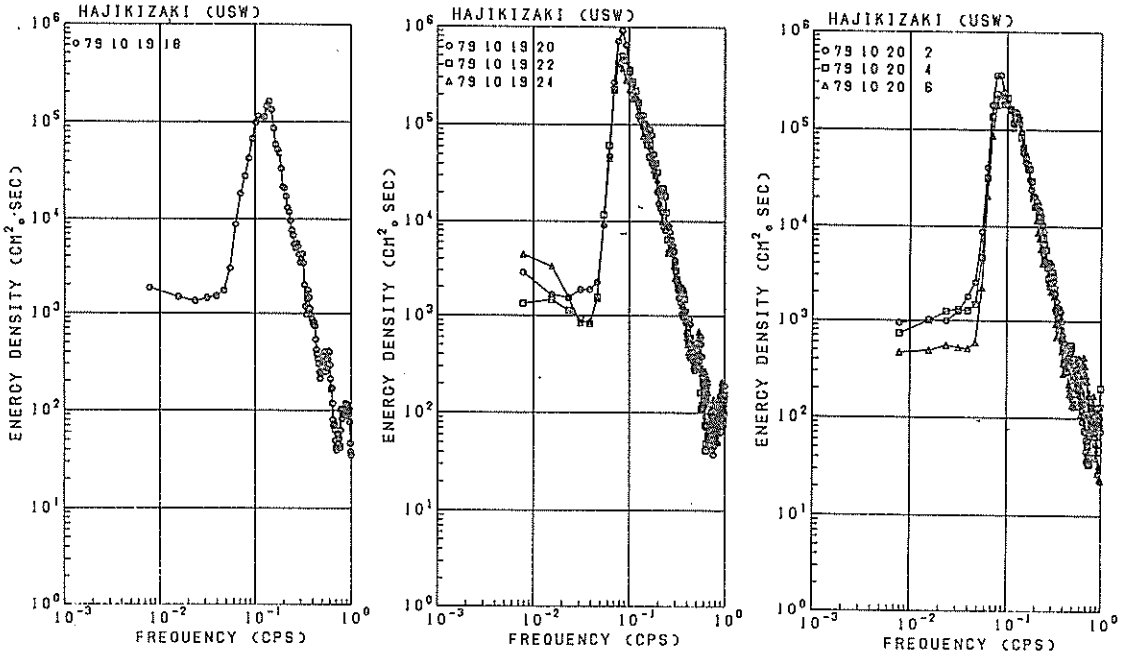

a　　b　　c

付図－4.2(1)　パワースペクトル図

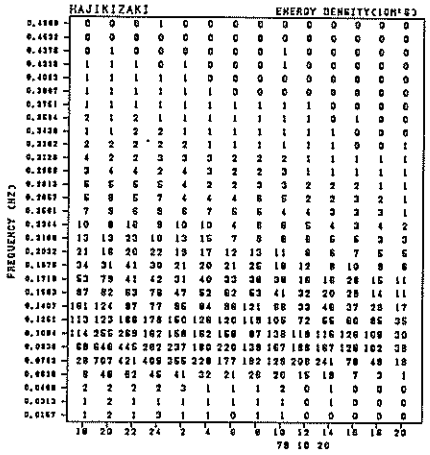

付図－5.2(1)　パワースペクトルの経時変化

(2)　'83年11月30日22時～12月 4 日18時

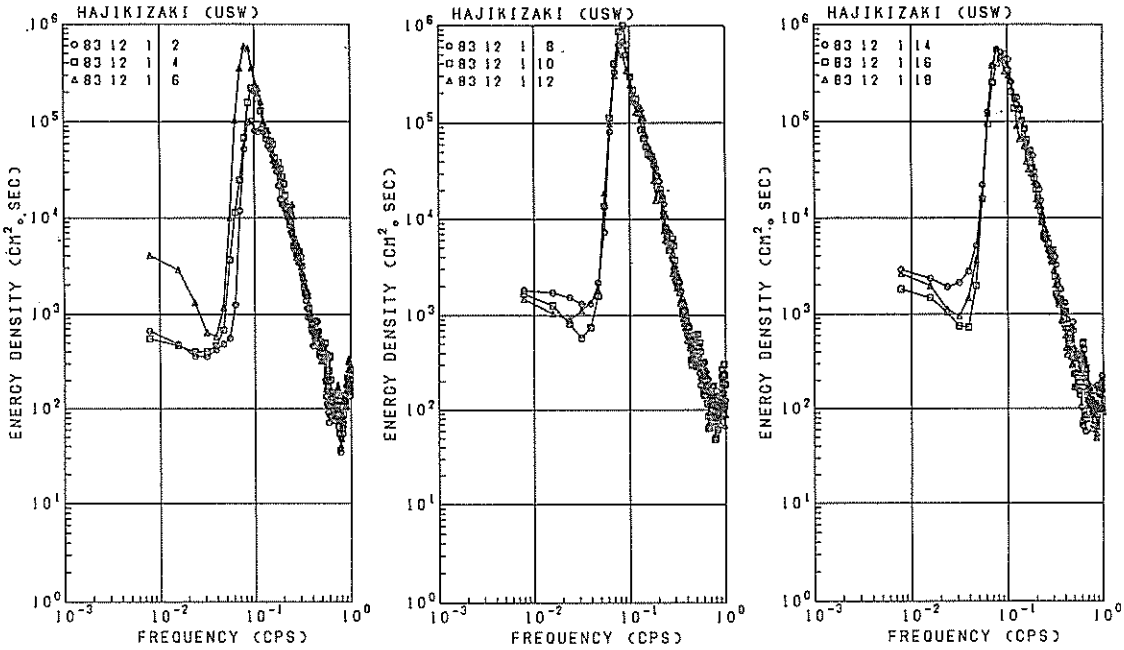

a　　b　　c

付図－4.2(2)　パワースペクトル図



付図－5.2(2)　パワースペクトルの経時変化

(3)　'80年12月24日10時～12月25日12時

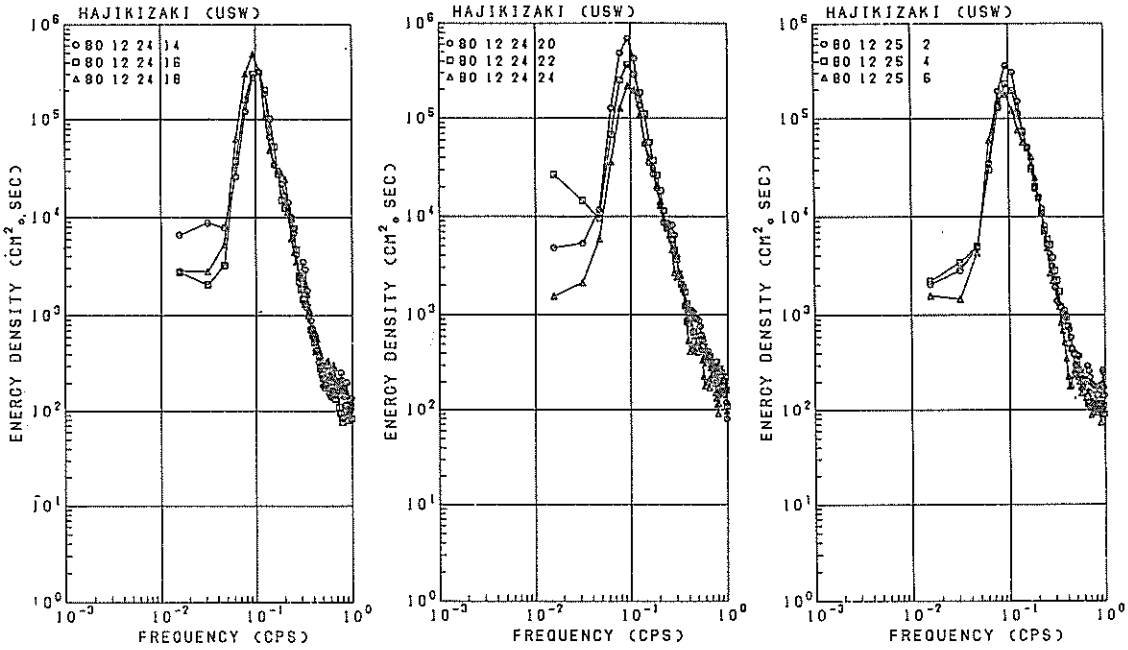

a　　b　　c

付図－4.2(3)　パワースペクトル図

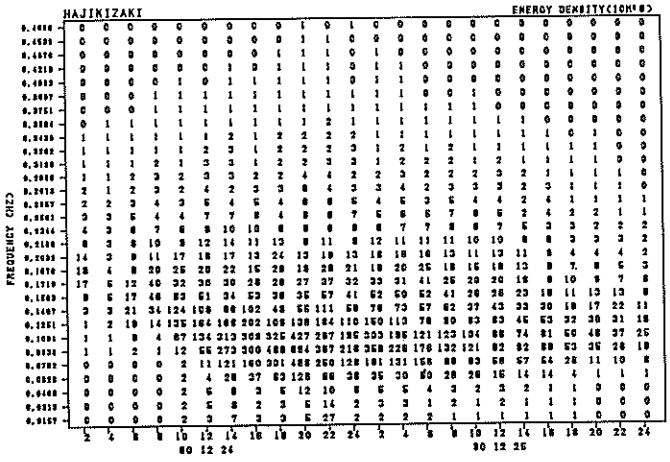

付図－5.2(3)　パワースペクトルの経時変化

(4)　'79年4 月17日 2 時～ 4 月18日 4 時

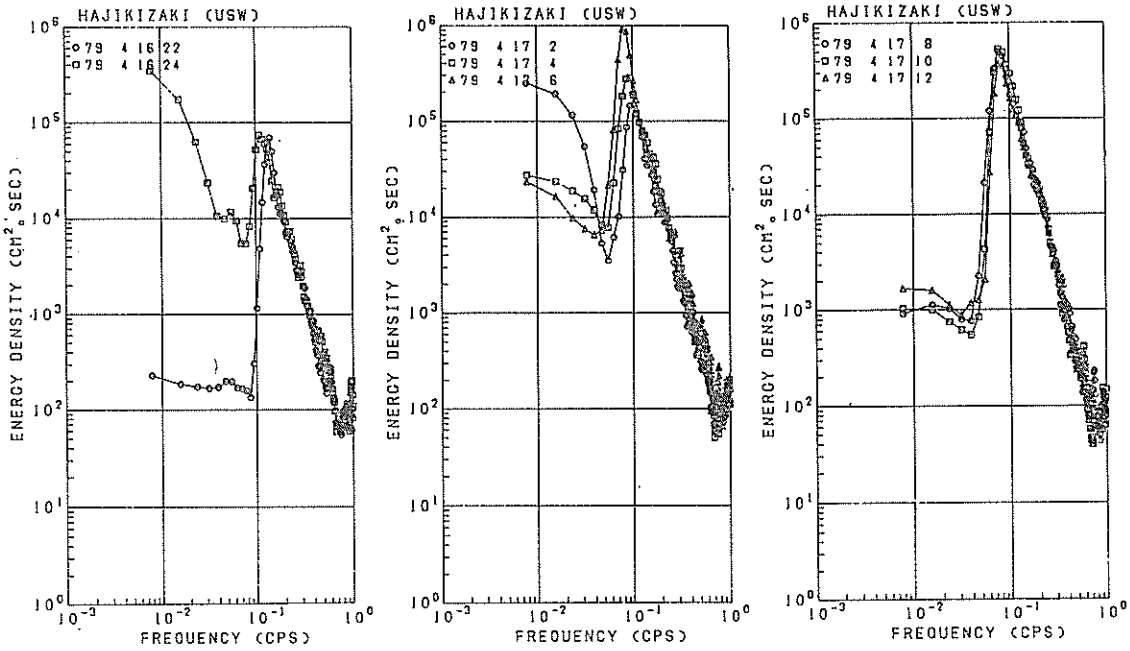

a　　b　　c

付図－4.2(4)　パワースペクトル図

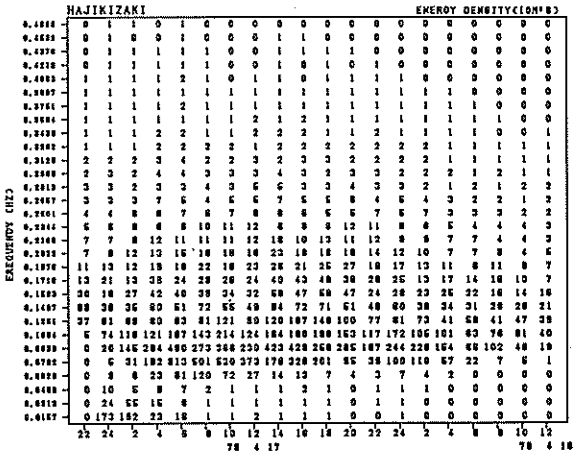

付図－5.2(4)　パワースペクトルの経時変化

(5)　'80年１月30日24時～２月３日24時

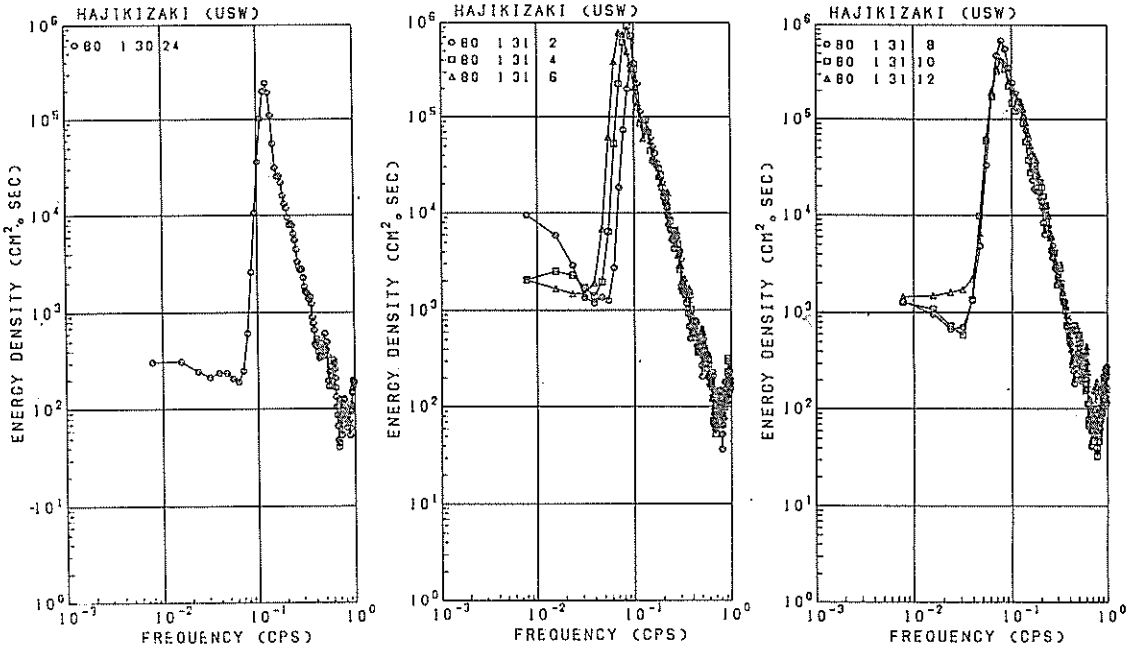

a　　b　　c

付図－4.2(5)　パワースペクトル図

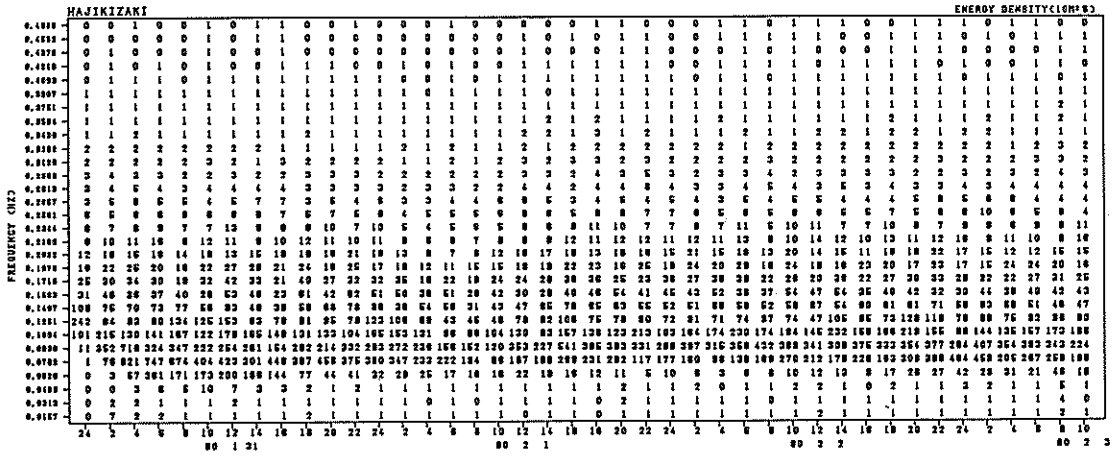

付図－5.2(5)　パワースペクトルの経時変化

3. 阿 賀 沖 （5ケース）

(1) '82年 1 月28日14時～ 1 月30日 6 時

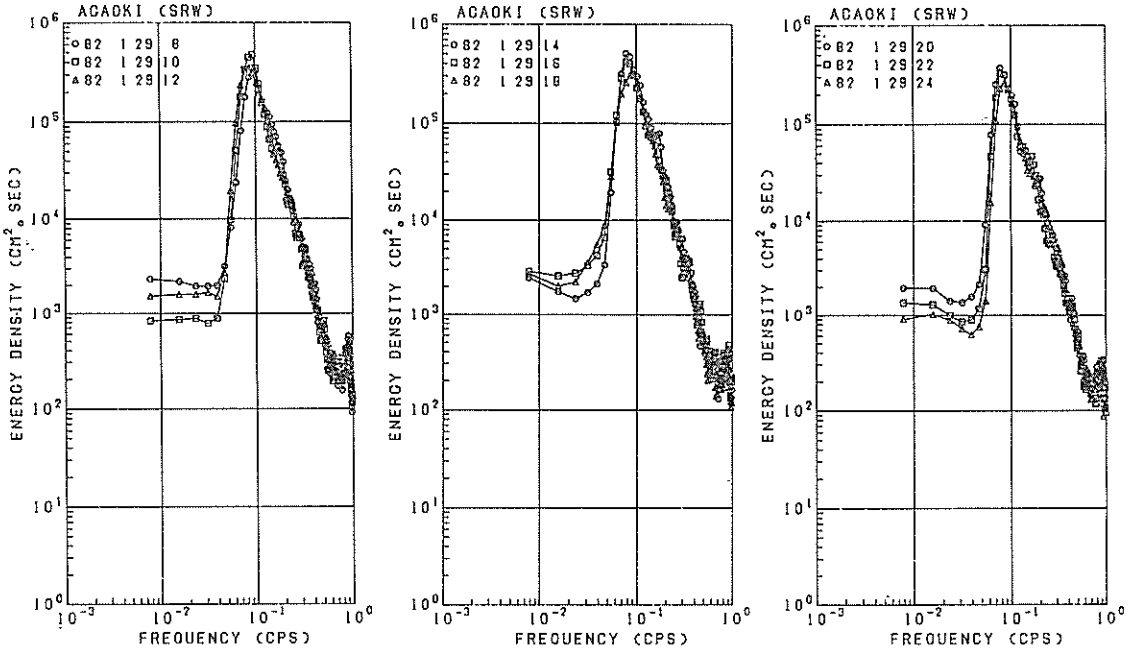

a　　b　　c

付図－4.3 (1)　パワースペクトル図



付図－5.3 (1)　パワースペクトルの経時変化

(2)　'84年 1 月15日24時～ 1 月18日20時

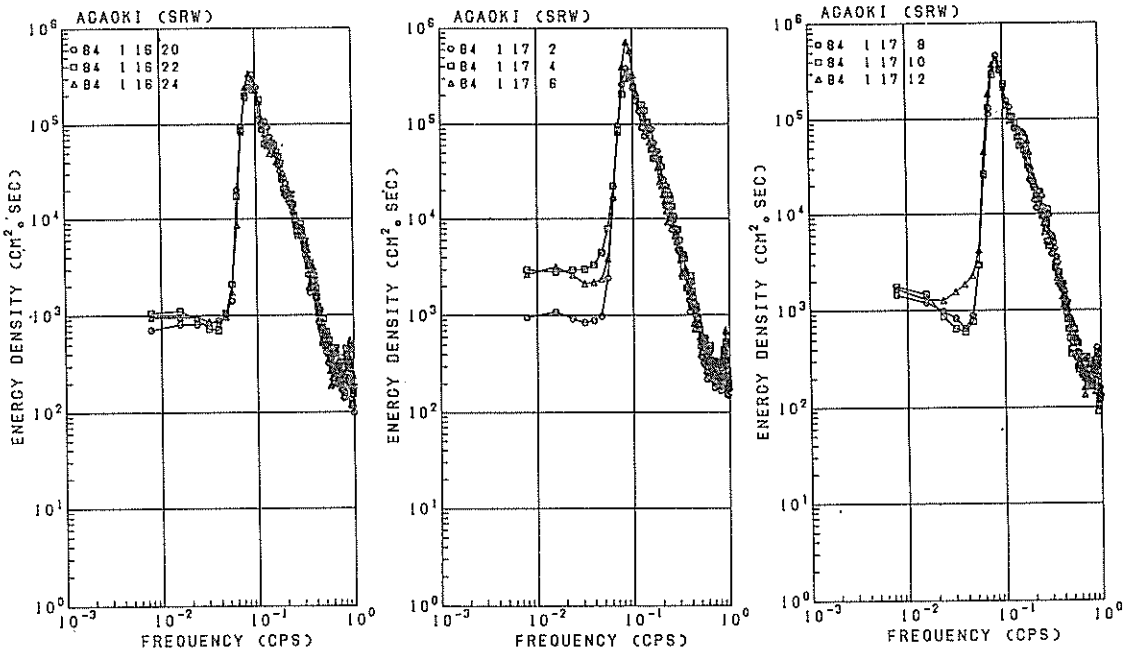

a　　b　　c

付図－4.3(2)　パワースペクトル図



付図－5.3(2)　パワースペクトルの経時変化

(3)　'83年12月 1 日 4 時～ 12月 2 日22時

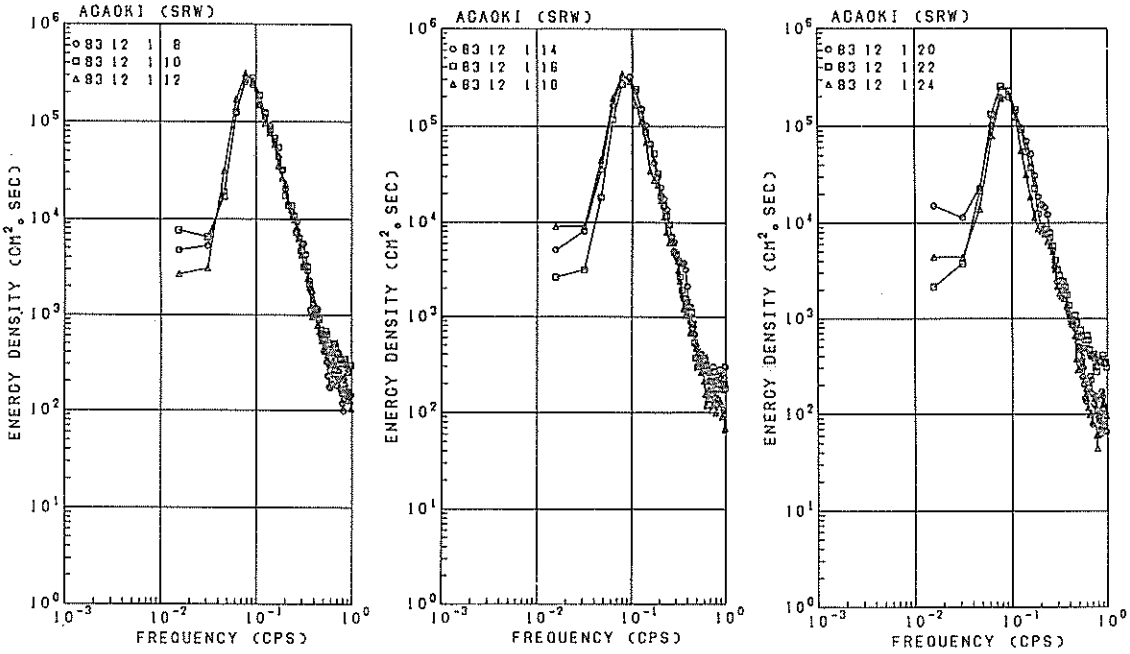

a　　b　　c

付図－4.3(3)　パワースペクトル図



付図－5.3(3)　パワースペクトルの経時変化

(4)　'82年11月24日 8 時～11月26日20時

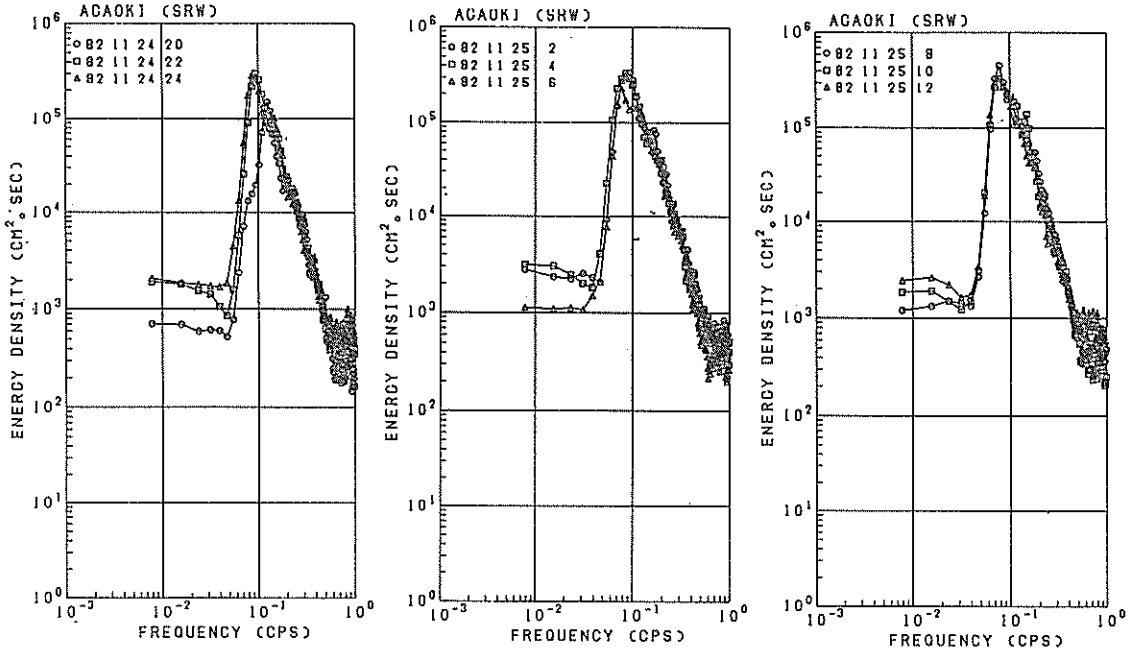

a　　b　　c

付図－4.3 (4)　パワースペクトル図

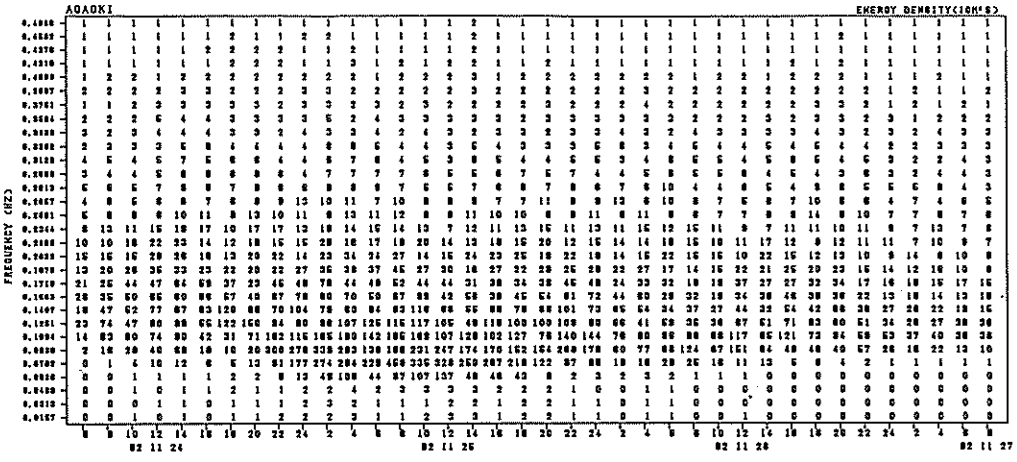

付図－5.3 (4)　パワースペクトルの経時変化

(5)　'83年11月26日14時～11月28日14時

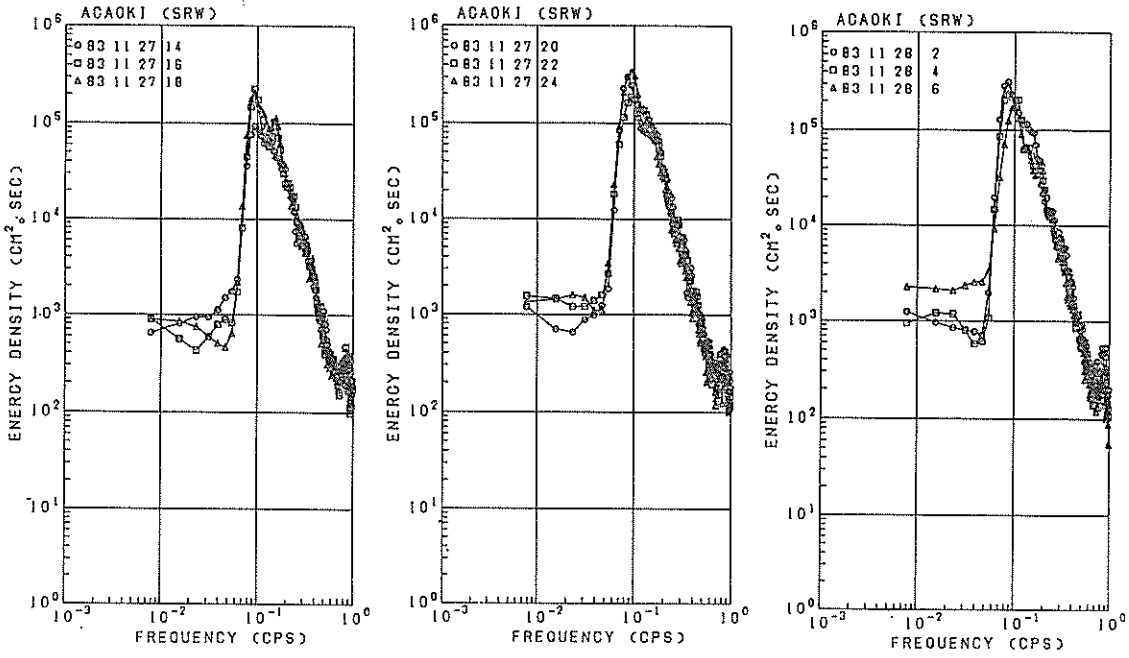

a　　b　　c

付図－4.3(5)　パワースペクトル図

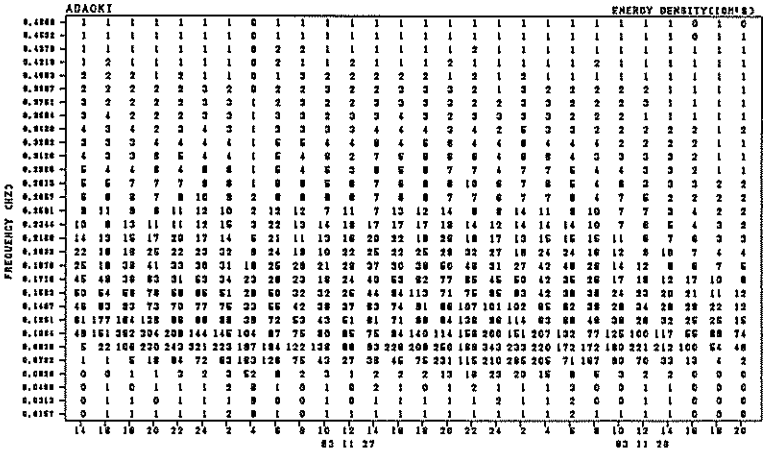

付図－5.3(5)　パワースペクトルの経時変化

4. 輪 島 港 （5ケース）

(1) '80年1月6日16時～1月8日2時

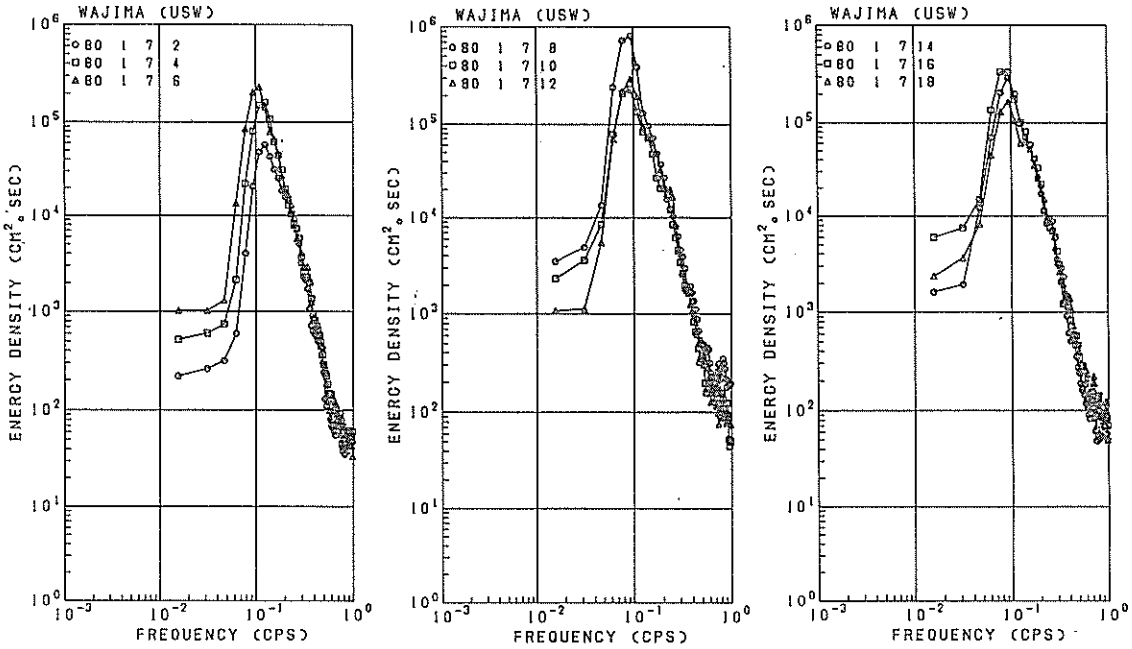

a　　b　　c

付図－4.4(1)　パワースペクトル図

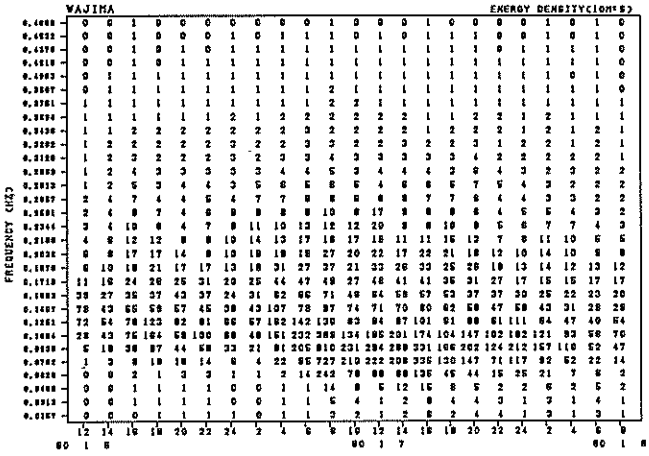

付図－5.4(1)　パワースペクトルの経時変化

(2)　'80年 1 月30日22時～ 2 月 4 日 4 時

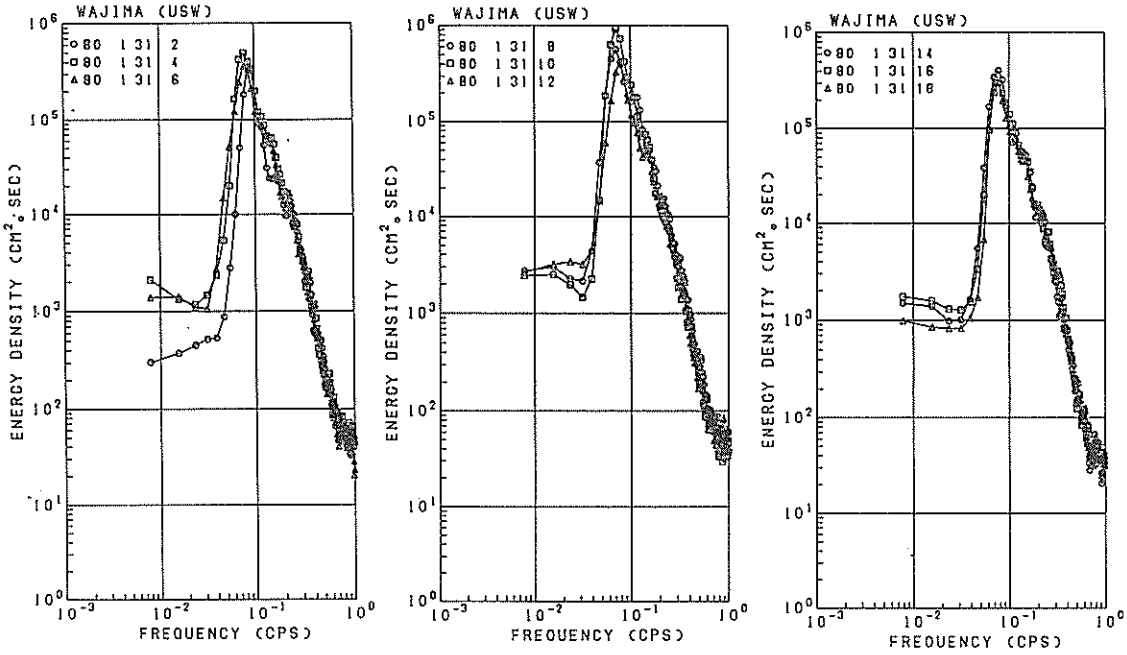

a　　b　　c

付図－4.4(2)　パワースペクトル図

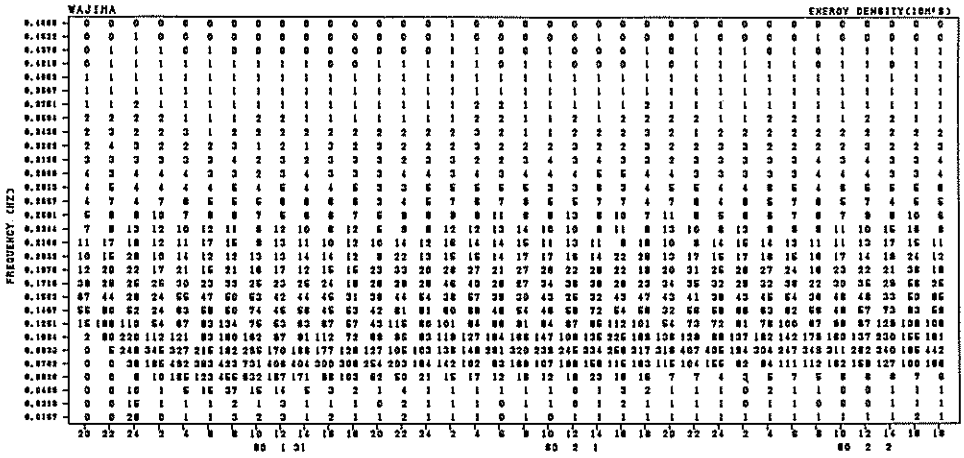

付図－5.4(2)　パワースペクトルの経時変化

(3)　'82年11月24日 8 時～11月26日 4 時

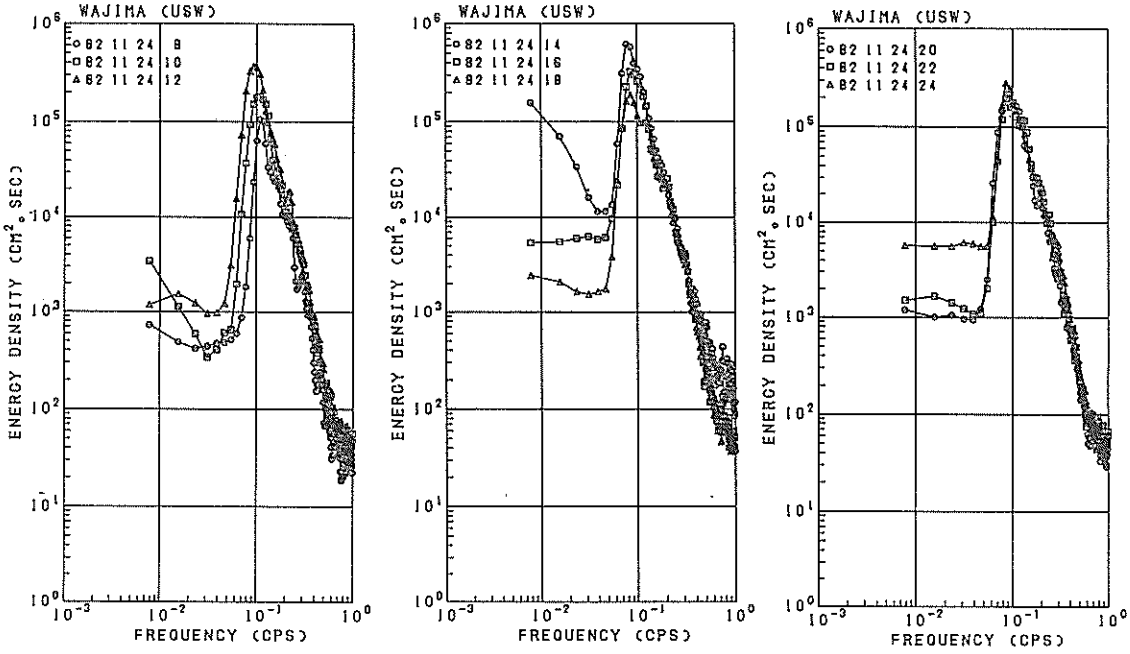

a　　b　　c

付図－ 4.4 (3)　パワースペクトル図

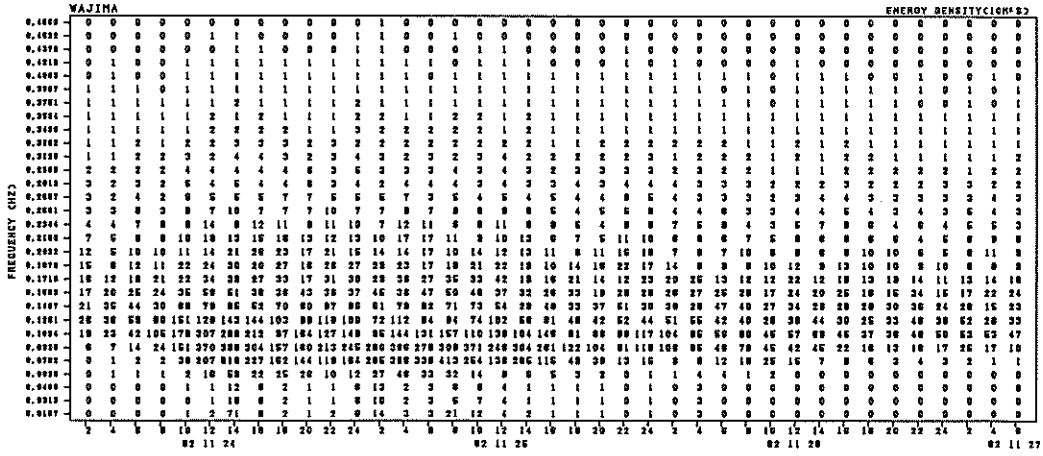

付図－ 5.4 (3)　パワースペクトルの経時変化

(4)　'80年12月12日16時～12月16日 6時

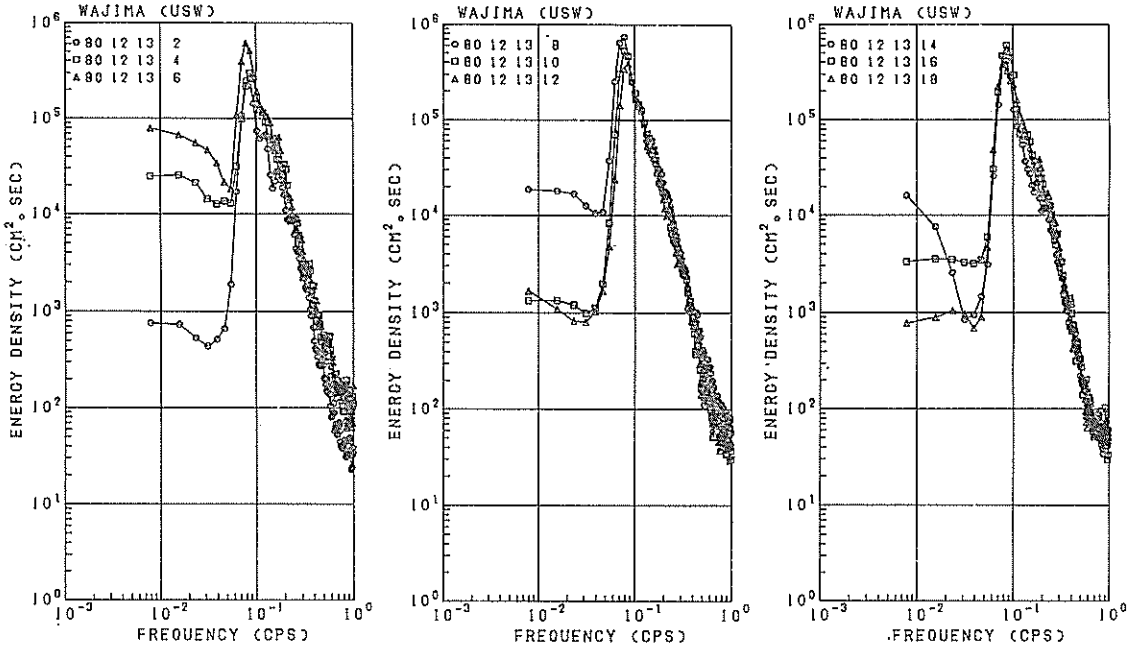

a　　b　　c

付図－4.4(4)　パワースペクトル図

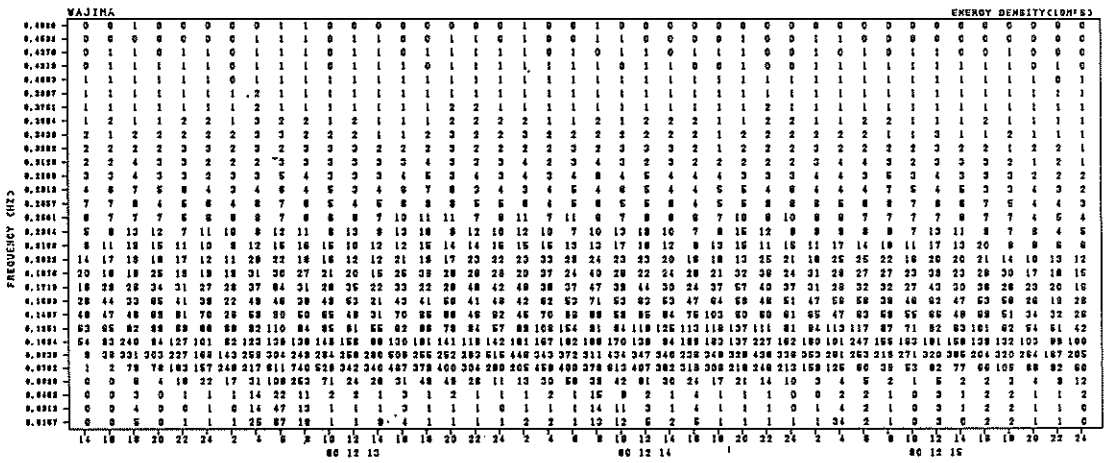

付図－5.4(4)　パワースペクトルの経時変化

(5)　'82年 4 月 9 日20時～ 4 月11日 4 時

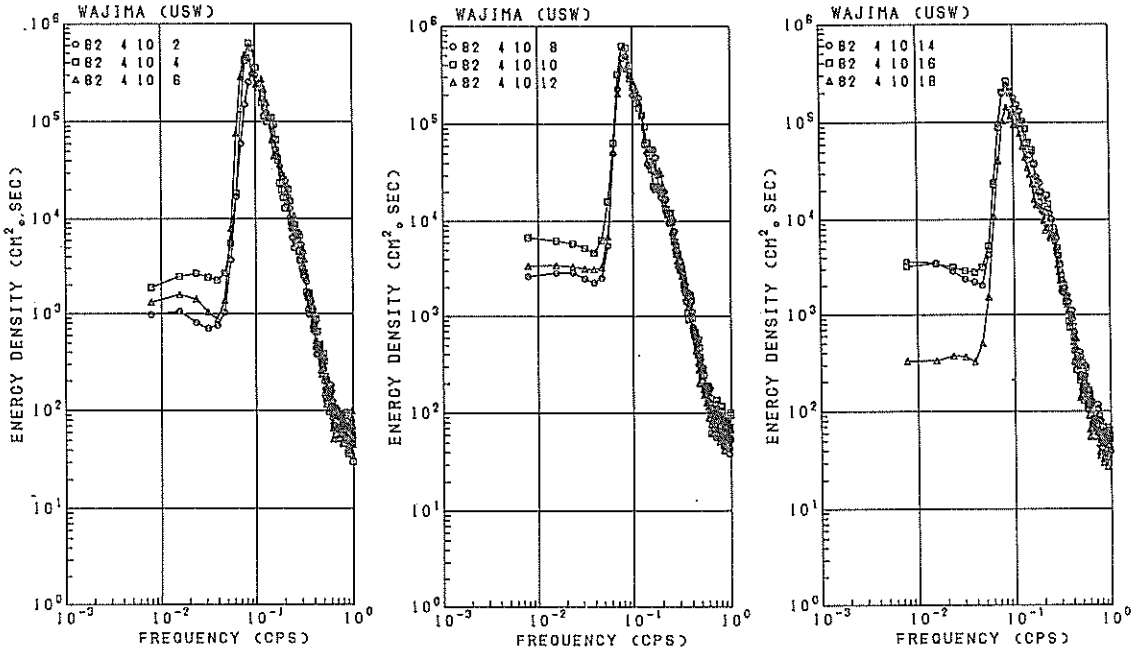

a　　b　　c

付図－4.4(5)　パワースペクトル図

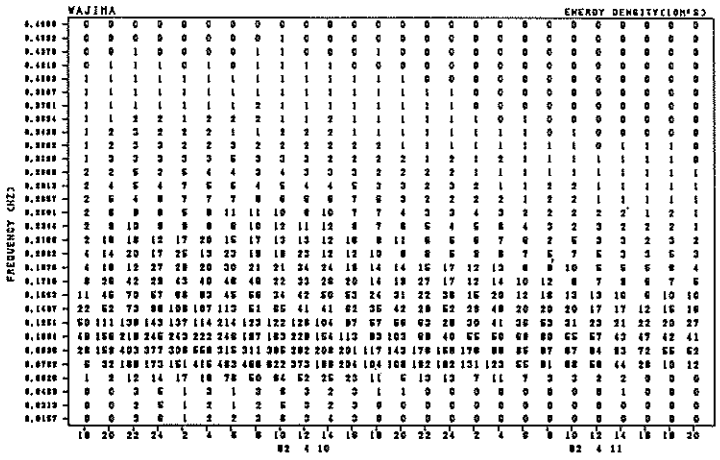

付図－5.4(5)　パワースペクトルの経時変化

5. 金 沢 港 （5ケース）

(1) ’80年10月25日24時～10月28日 8時

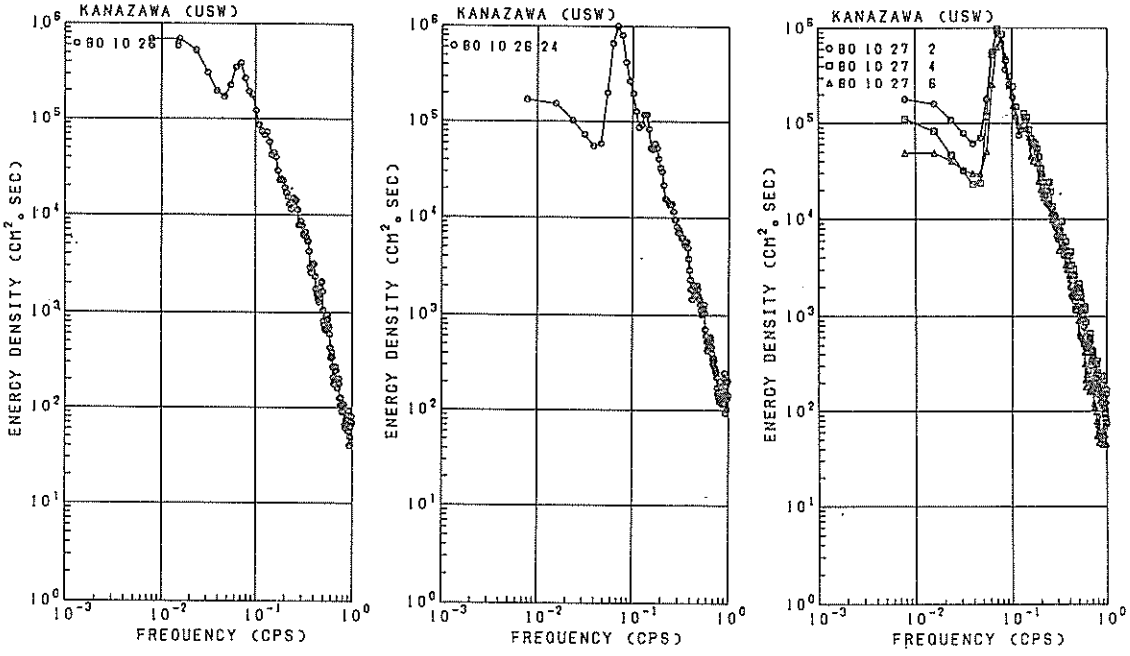

a　　b　　c

付図－4.5(1)　パワースペクトル図

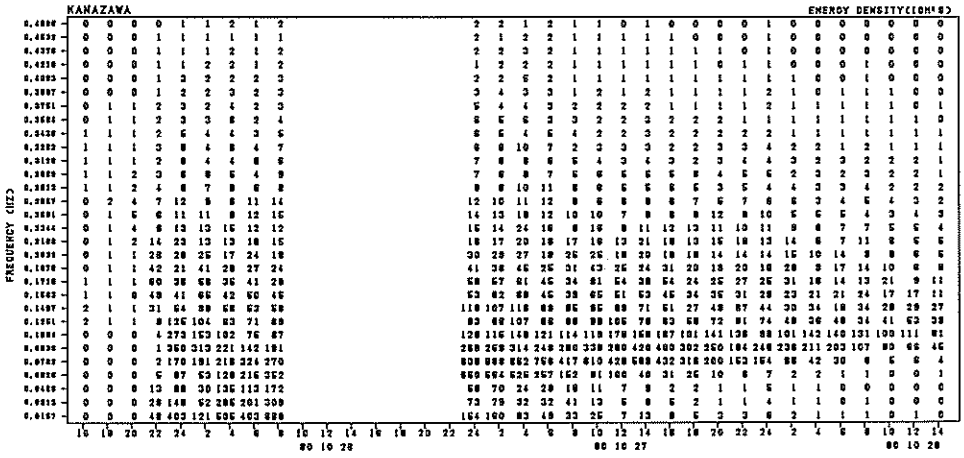

付図－5.5(1)　パワースペクトルの経時変化

(2)　'70年 12月 13日 8 時～ 12月 14日 18時

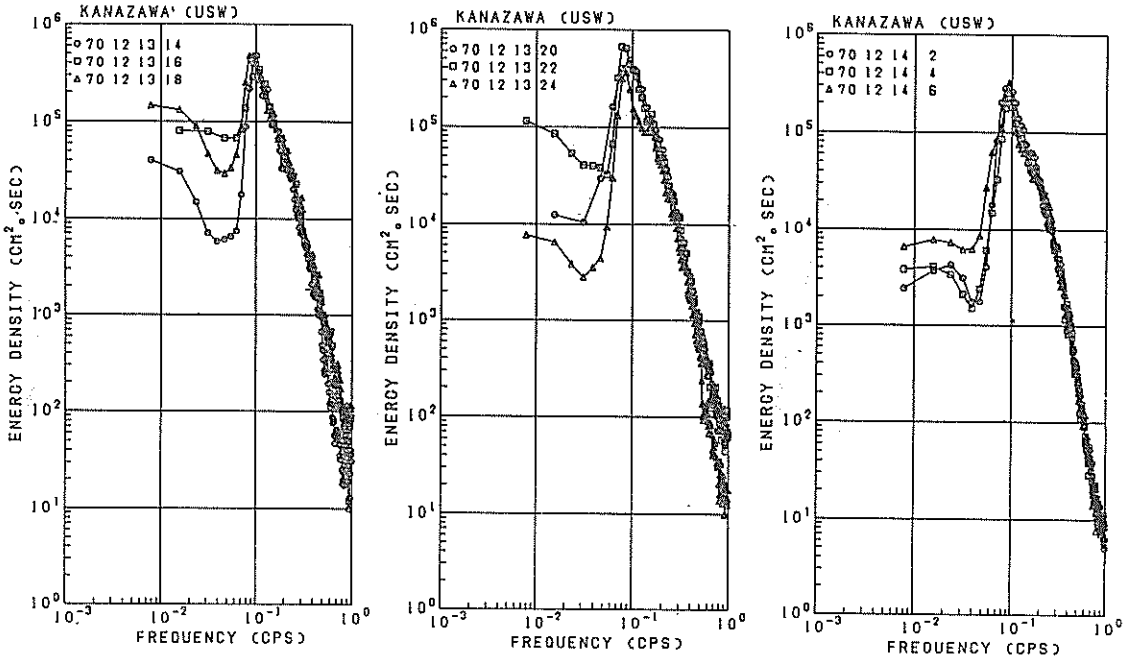

a　　b　　c

付図－4.5(2)　パワースペクトル図

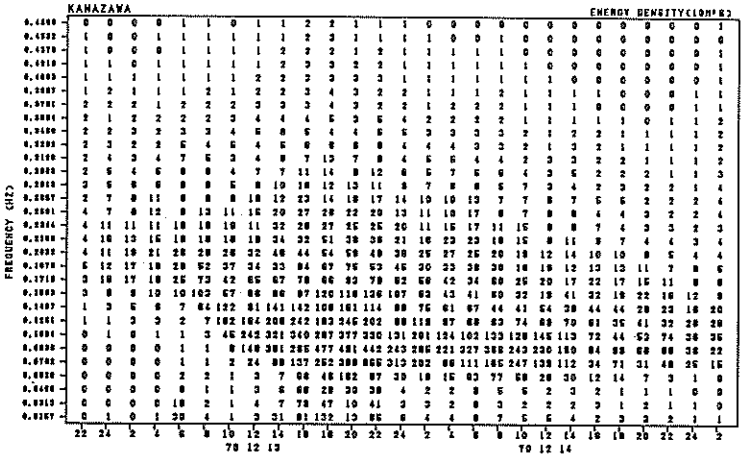

付図－5.5(2)　パワースペクトルの経時変化

(3)　'81年 2 月 26日 6 時～ 2 月 27日 22時

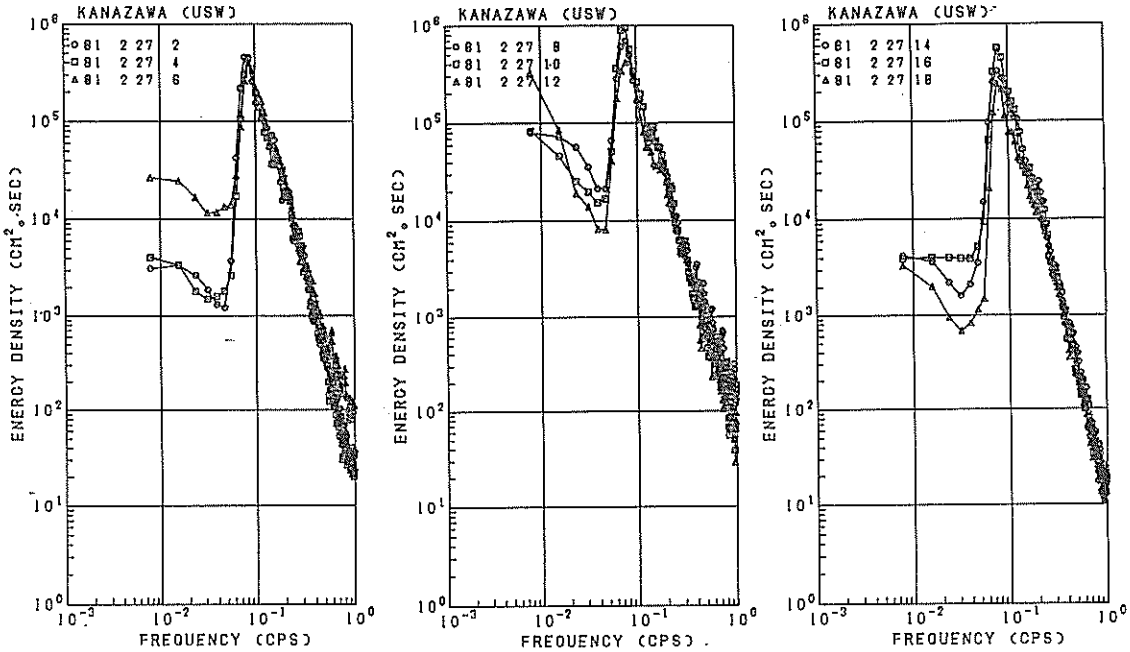

a　　b　　c

付図－4.5(3)　パワースペクトル図

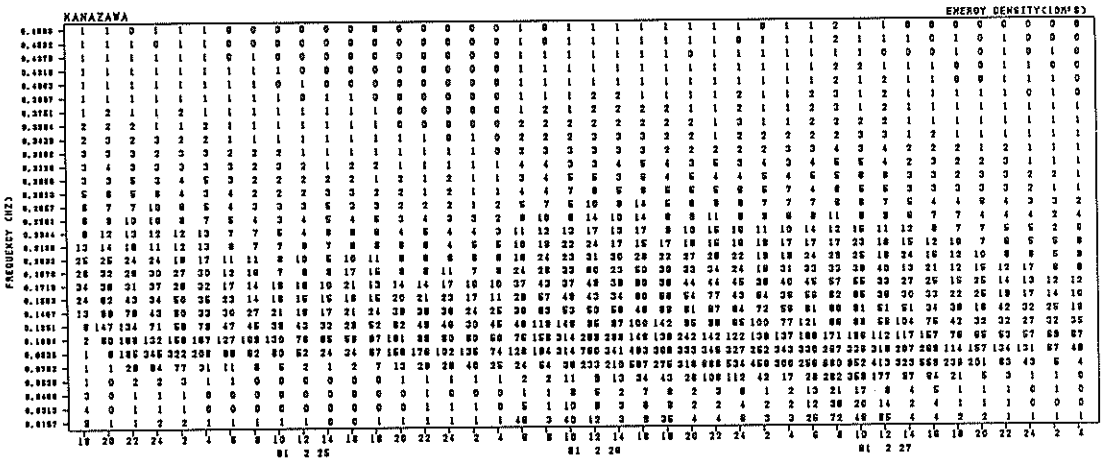

付図－5.5(3)　パワースペクトルの経時変化

(4)　'70年 11月 10日 22時～ 11月 12日 8 時

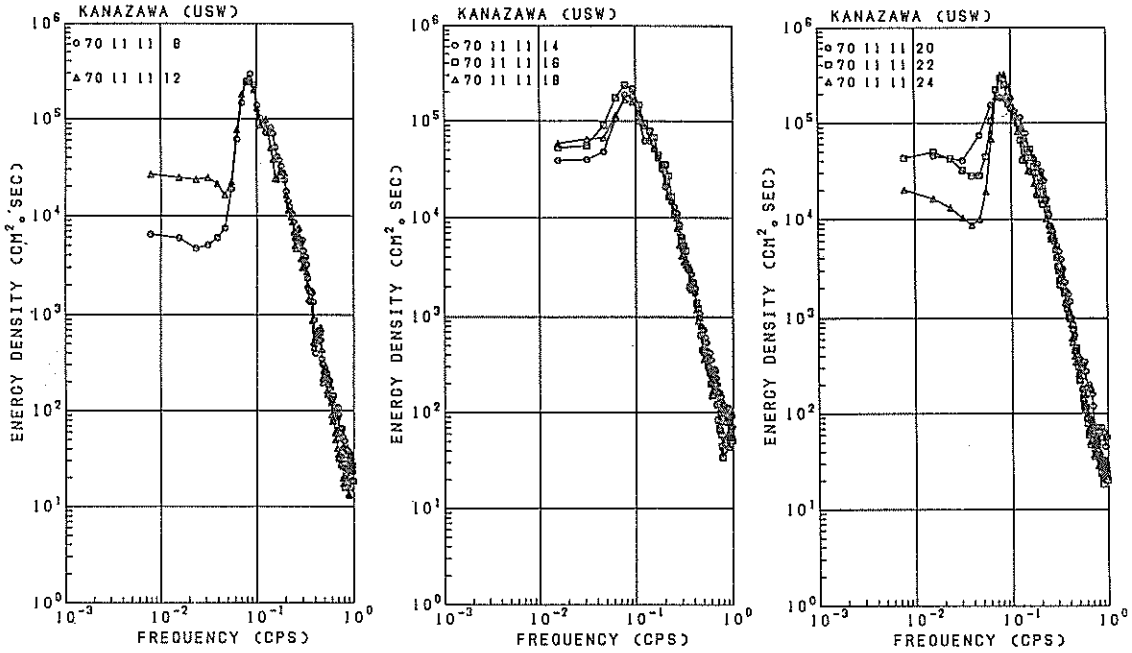

a　　b　　c

付図－ 4.5 (4)　パワースペクトル図

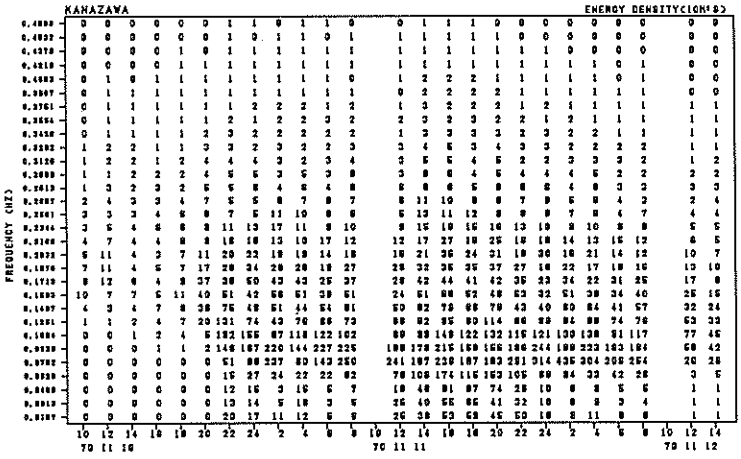

付図－ 5.5 (4)　パワースペクトルの経時変化

(5)　'70年 12月 7 日20時～ 12月10日 2 時

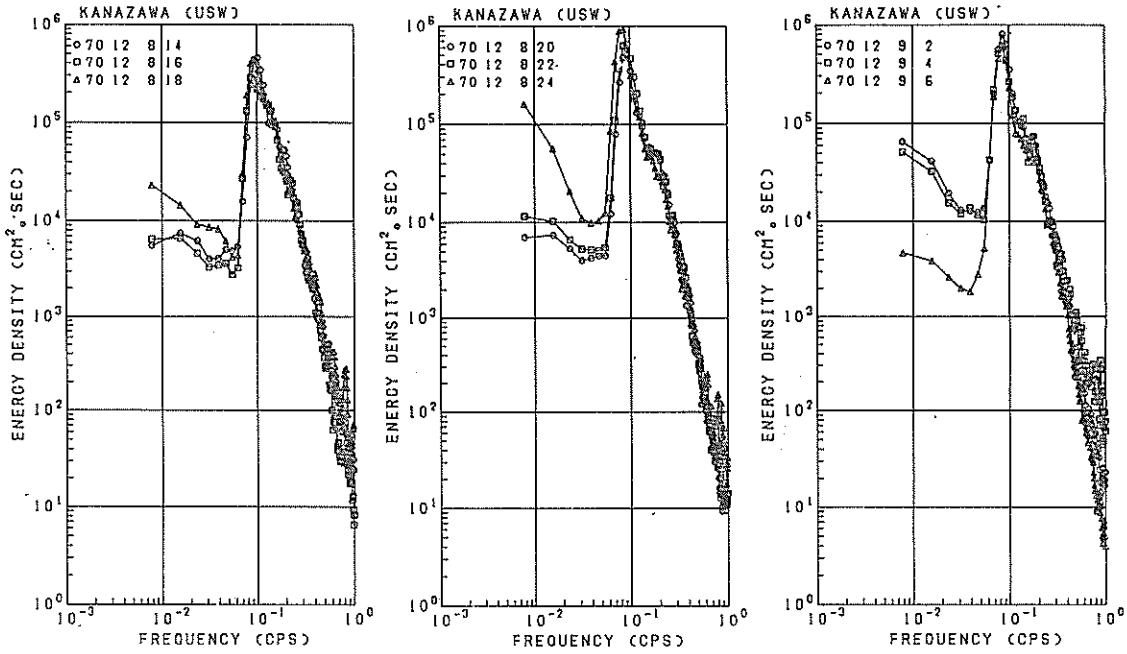

付図－4.5(5)　パワースペクトル図

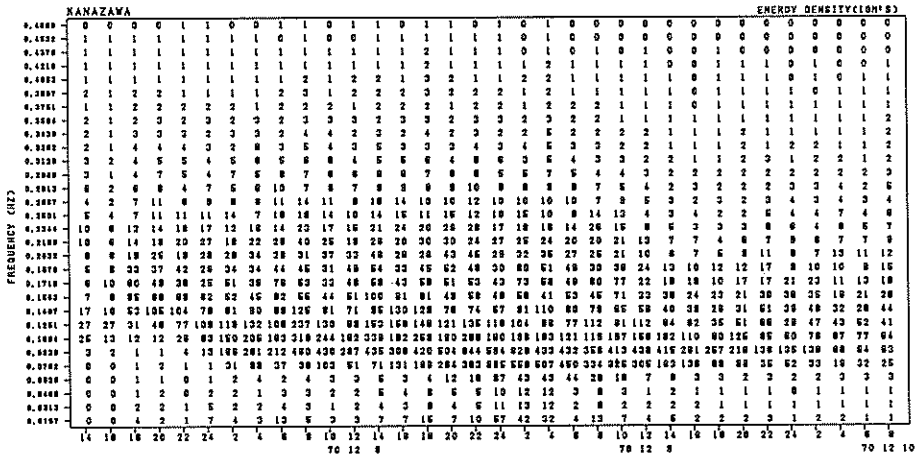

付図－5.5(5)　パワースペクトルの経時変化

6. 福 井 港 （5ケース）

(1) '81年12月 1日18時～12月 2日22時

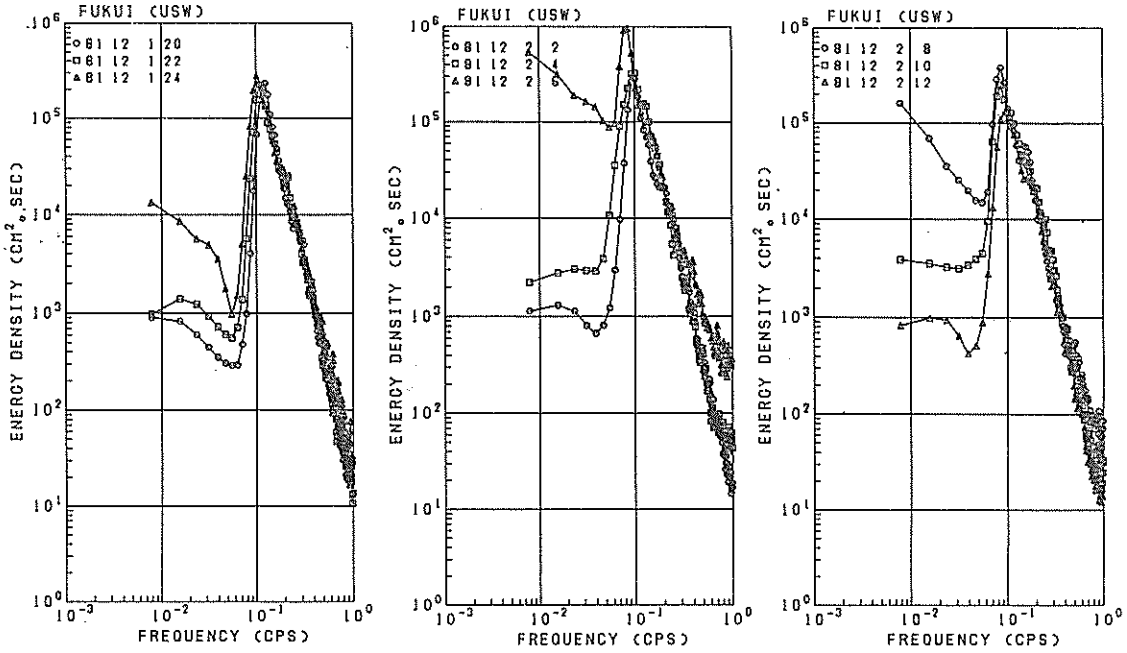

a　　b　　c

付図－4.6 (1)　パワースペクトル図

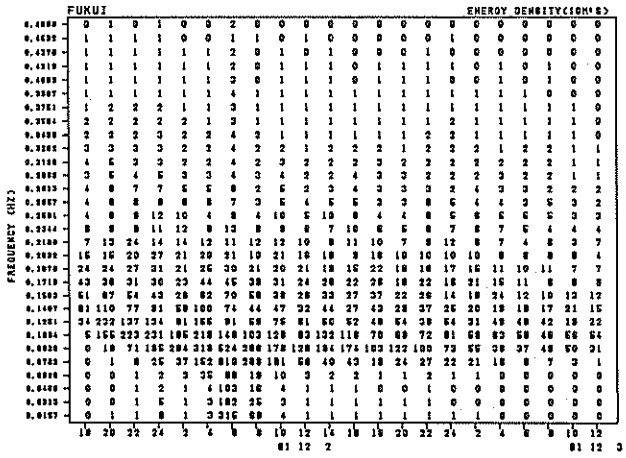

付図－5.6 (1)　パワースペクトルの経時変化

(2)　'80年 12月 12日 10時～12月15日22時

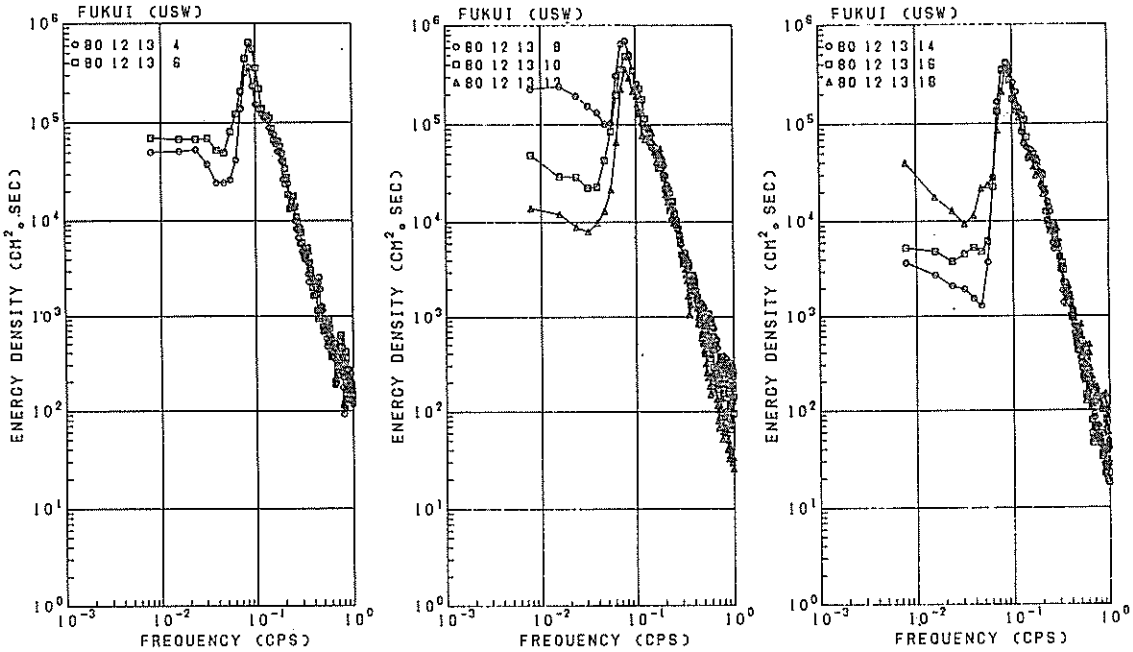

a　　b　　c

付図－4.6(2)　パワースペクトル図



付図－5.6(2)　パワースペクトルの経時変化

(3)　'80年 10月 25日 24時～10月 28日 6 時

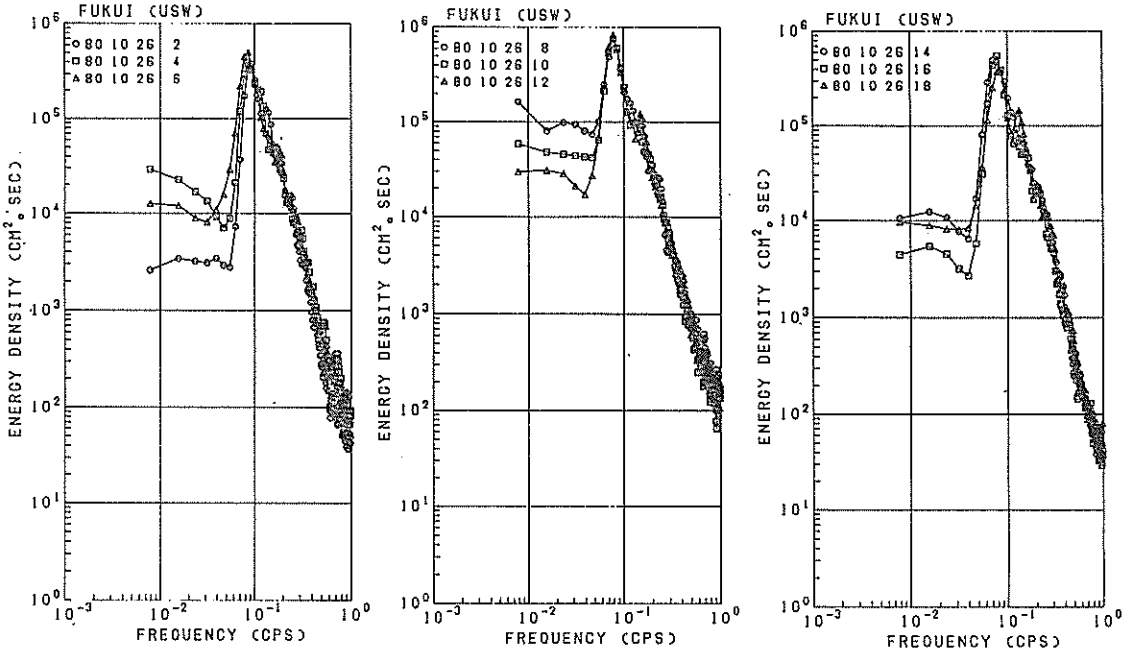

a　　b　　c

付図－4.6(3)　パワースペクトル図

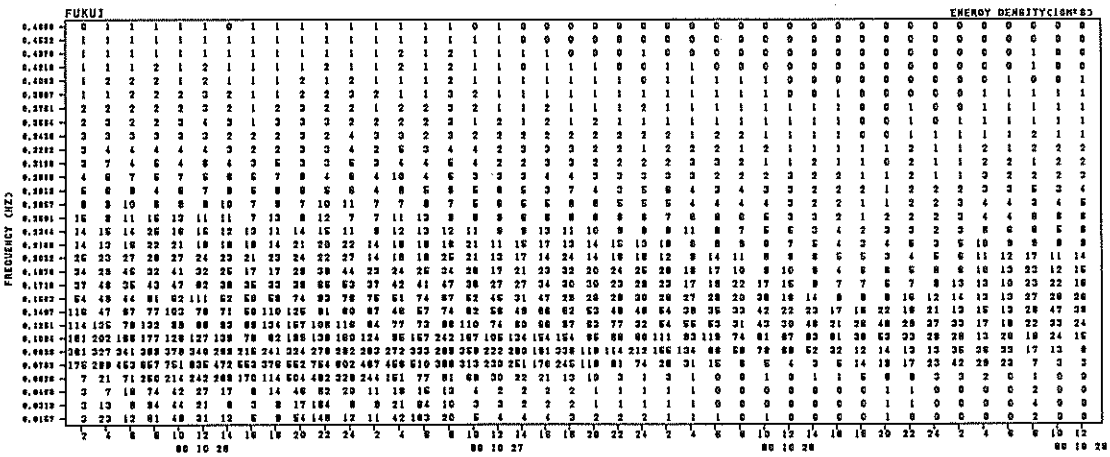

付図－5.6(3)　パワースペクトルの経時変化

(4)　'81年 1 月 2 日 6 時～ 1 月 4 日18時

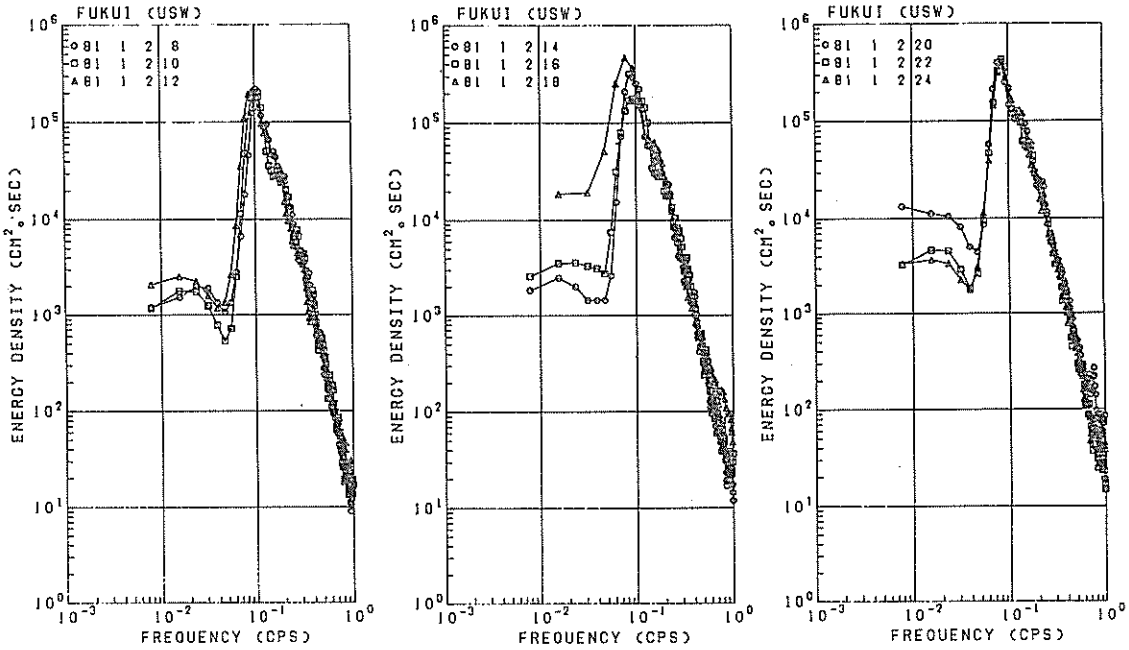

a　　b　　c

付図－4.6(4)　パワースペクトル図



付図－5.6(4)　パワースペクトルの経時変化

(5)　'82年 11月 24日 10時～ 11月 25日 22時

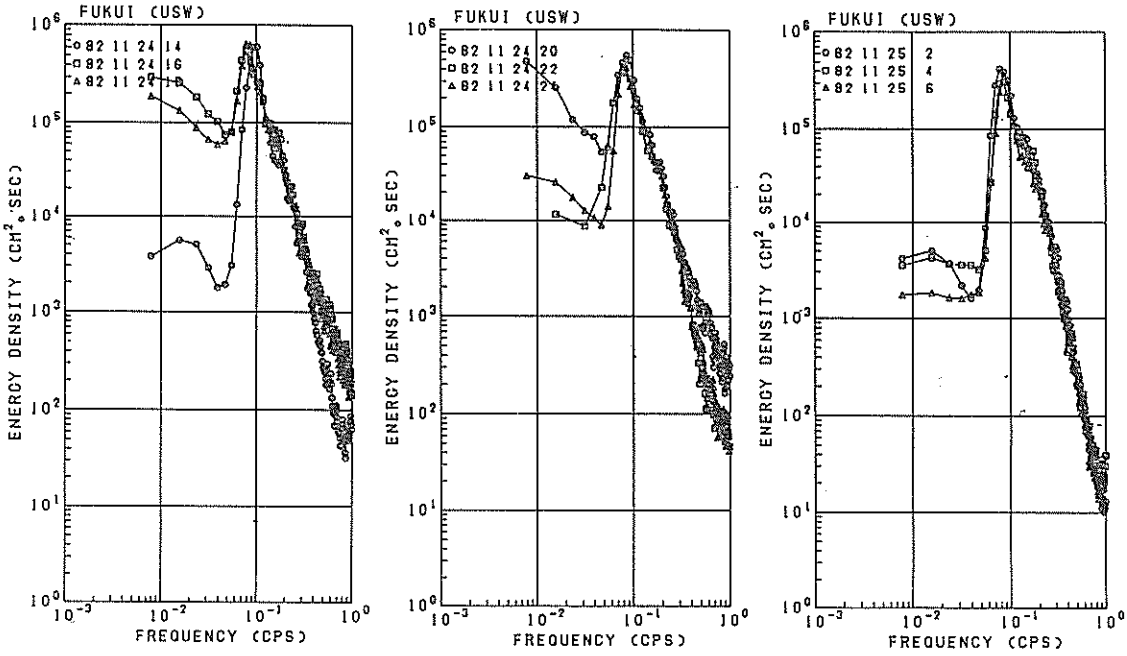

a　　b　　c

付図－ 4.6 (5)　パワースペクトル図

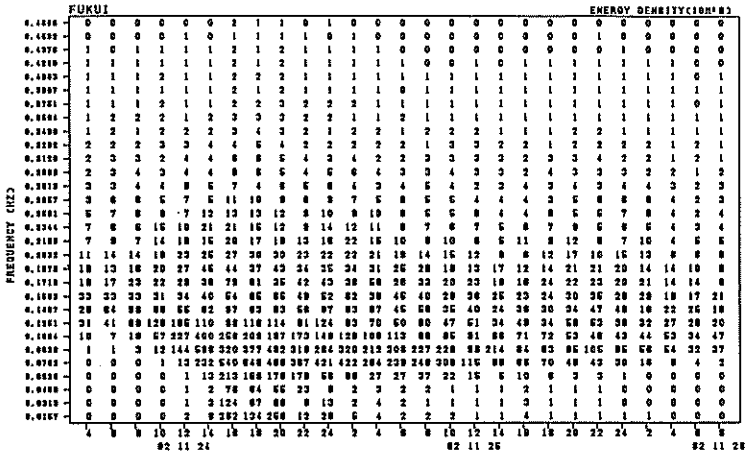

付図－ 5.6 (5)　パワースペクトルの経時変化

7. 深 浦 港 （5ケース）

(1) ’83年11月30日18時～12月2日24時

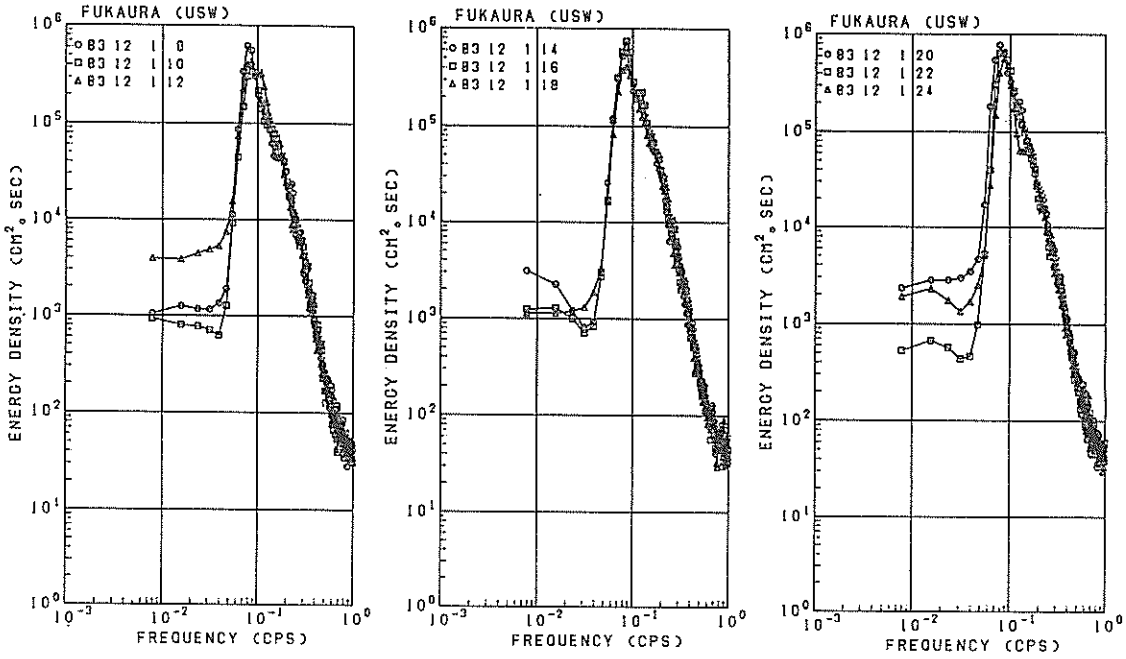

a　　b　　c

付図－4.7 (1)　パワースペクトル図

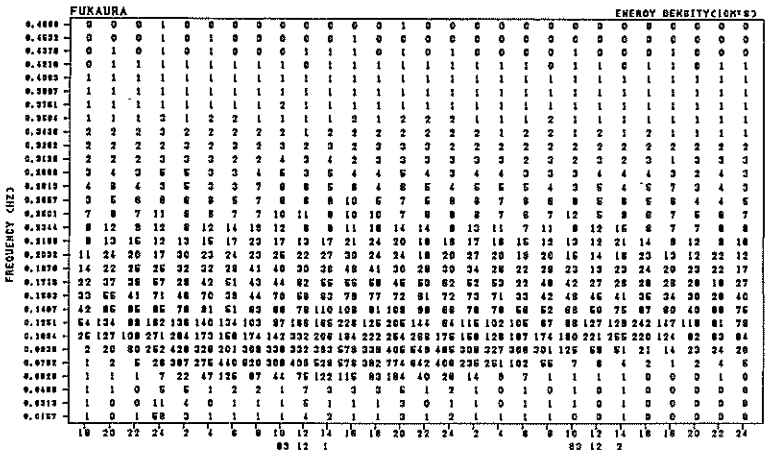

付図－5.7 (1)　パワースペクトルの経時変化

(2)　'82年11月23日 4時～11月27日10時

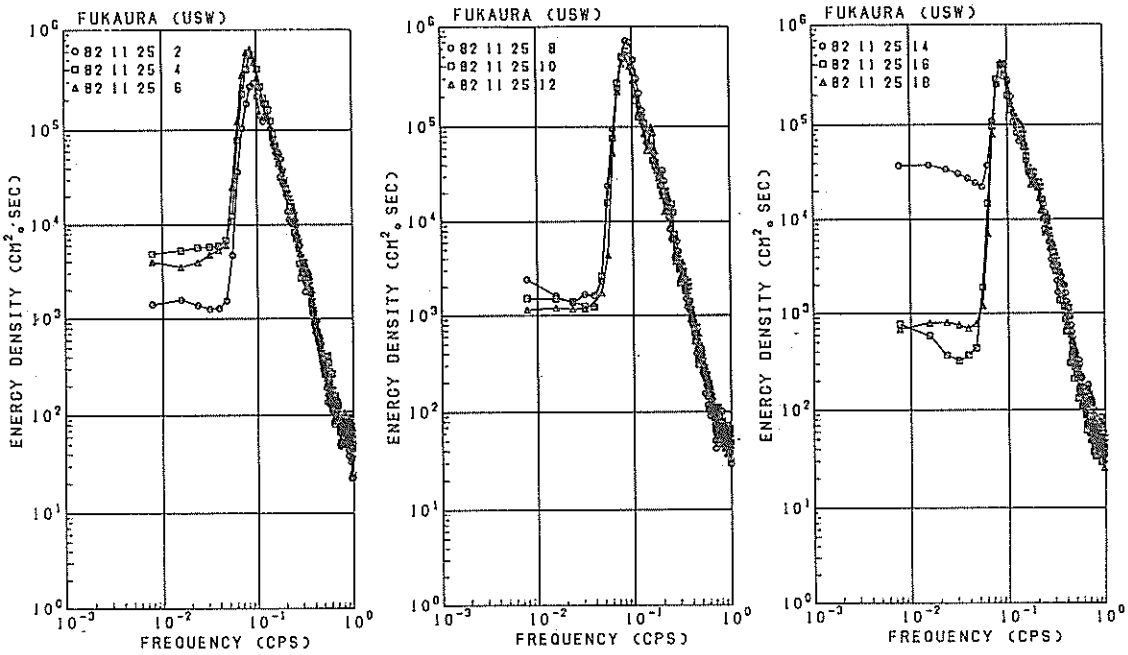

付図－4.7 (2)　パワースペクトル図



付図－5.7 (2)　パワースペクトルの経時変化

(3)　'84年 1 月 15日 12時～ 1 月 21日 14時

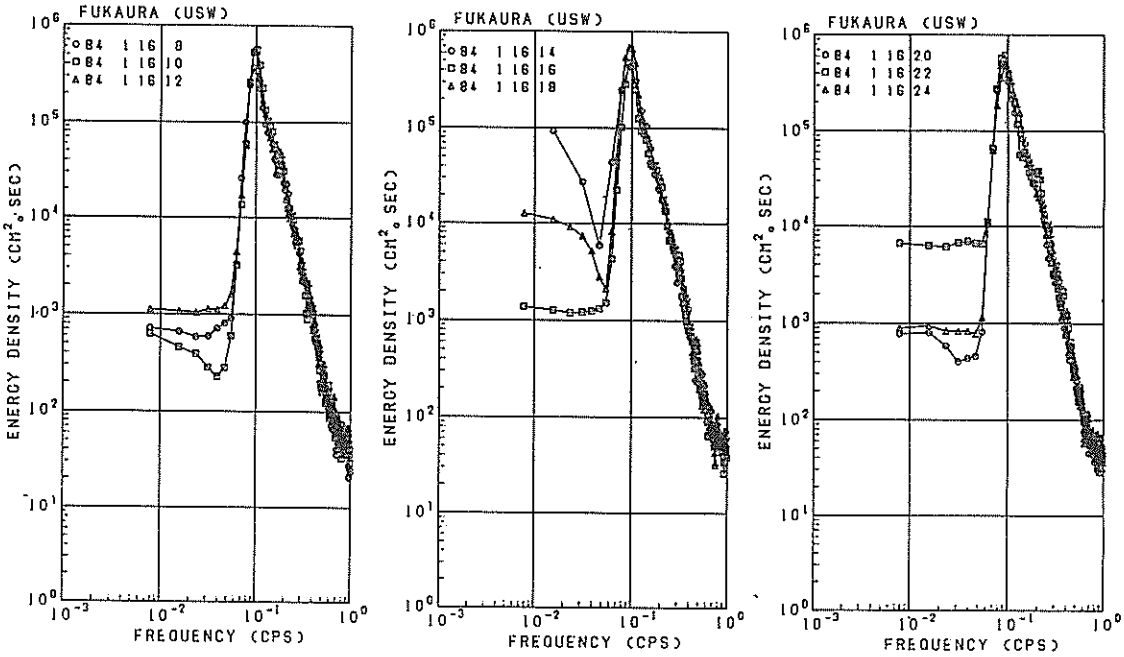

a　　b　　c

付図－4.7 (3)　パワースペクトル図



付図－5.7 (3)　パワースペクトルの経時変化

(4)　'83年11月17日 6時～11月20日 2時

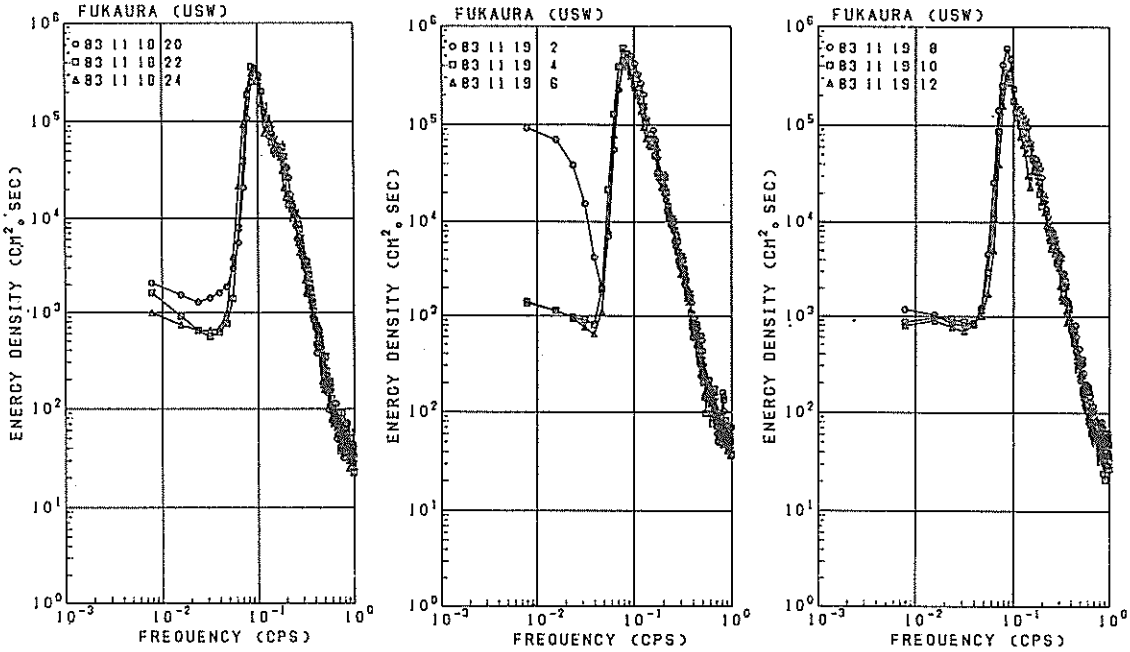

a　　b　　c

付図－4.7 (4)　パワースペクトル図



付図－5.7 (4)　パワースペクトルの経時変化

(5)　'83年 1月 8日10時～ 1月15日24時

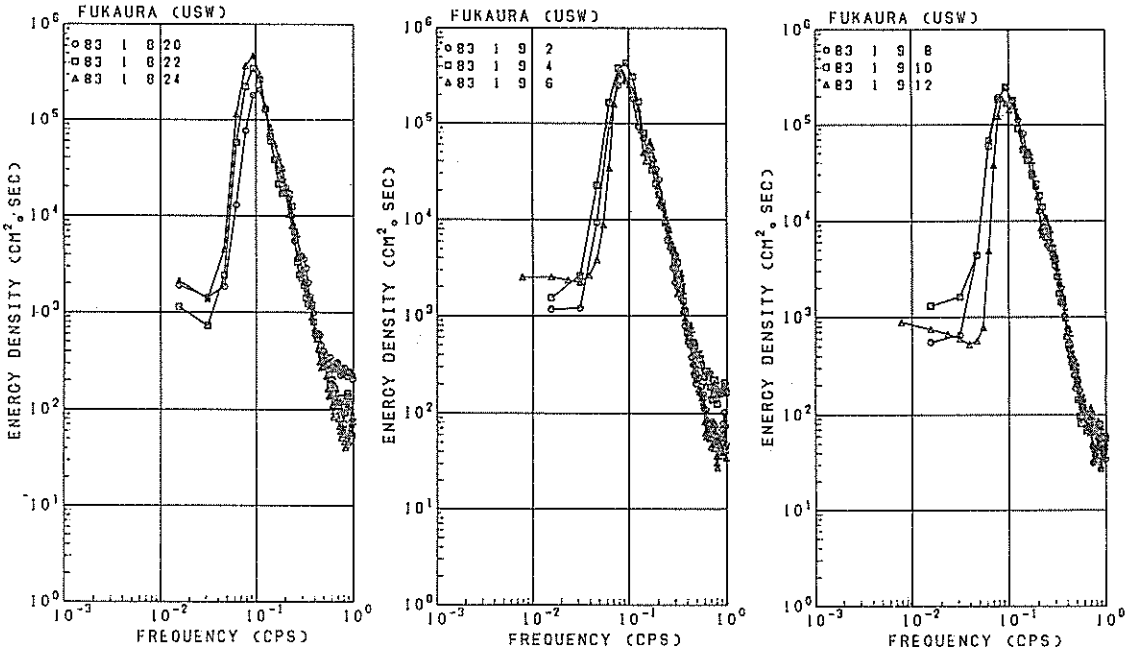

a　　b　　c

付図ー 4.7 (5)　パワースペクトル図

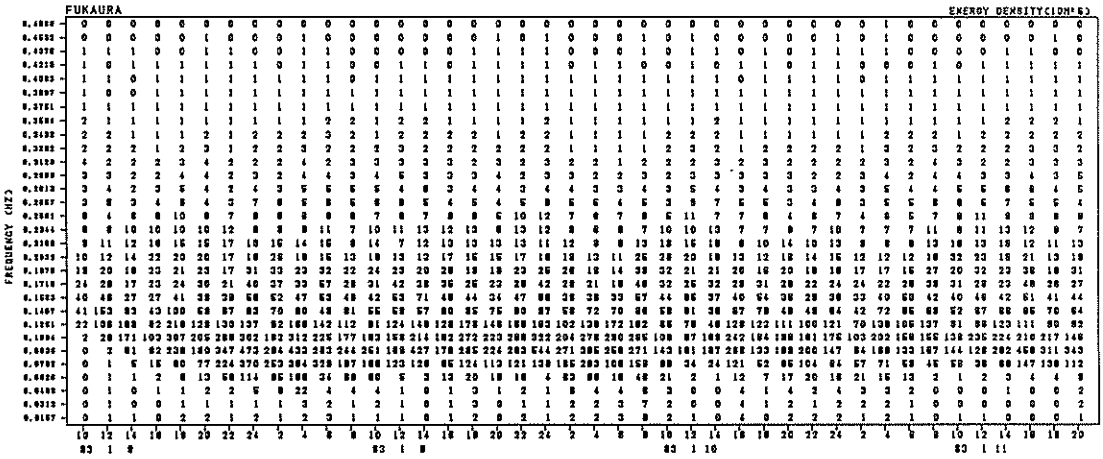

付図ー 5.7 (5)　パワースペクトルの経時変化

8. むつ小川原港　（５ケース）

(1)　'82年 5 月20日 14時～ 5 月22日 8 時

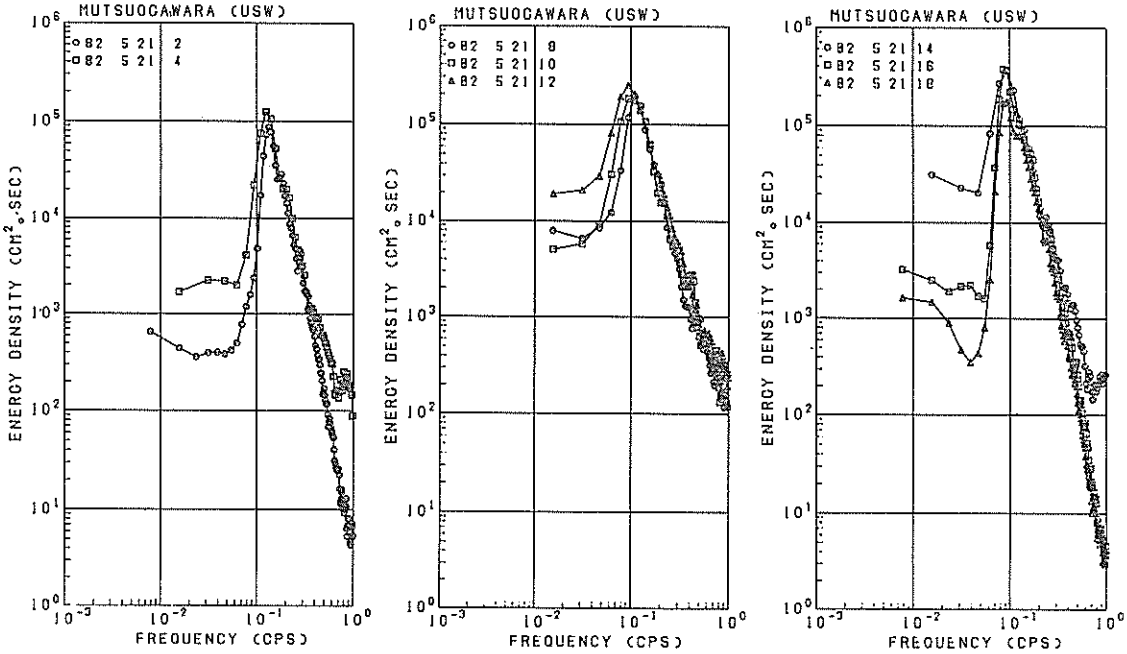

付図－4.8(1)　パワースペクトル図

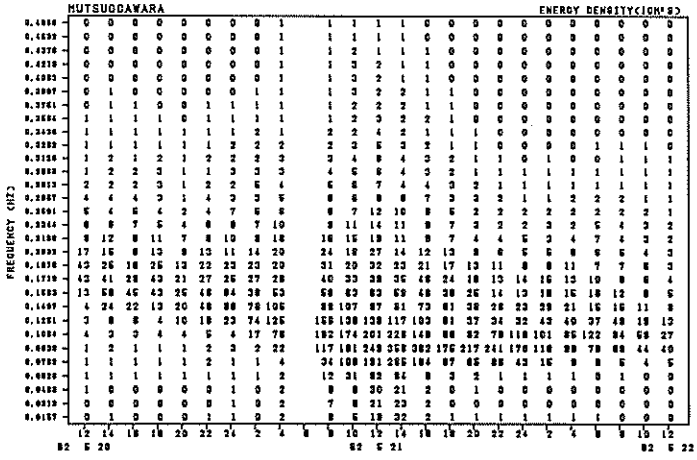

付図－5.8(1)　パワースペクトルの経時変化

(2)　'83年 2 月 17日 16時～ 2 月21日 8 時

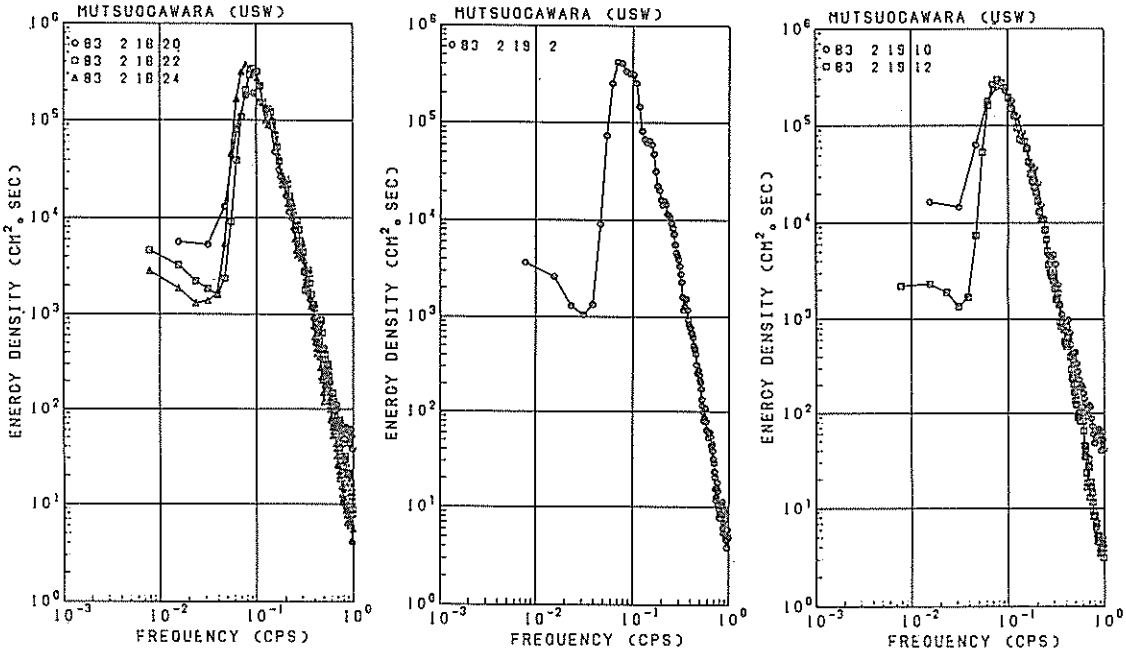

a　　b　　c

付図－4.8(2)　パワースペクトル図

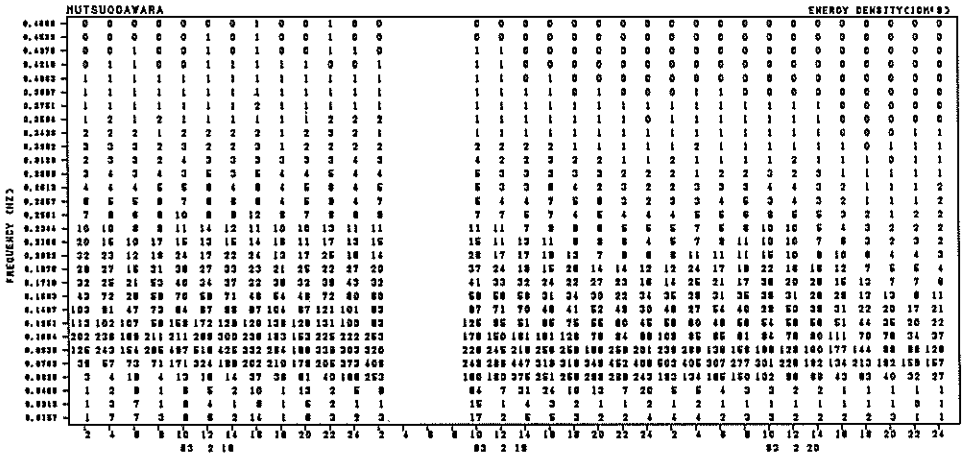

付図－5.8(2)　パワースペクトルの経時変化

(3)　'75年 3 月17日 14時～ 3 月25日 4 時

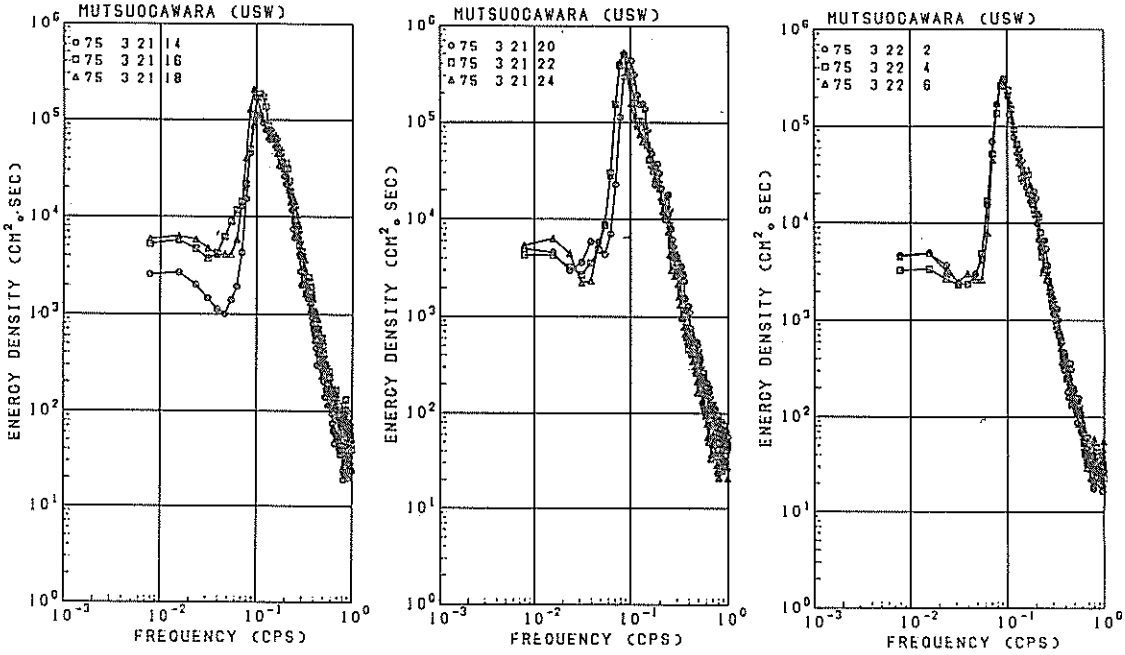

a　　b　　c

付図－ 4.8 (3)　パワースペクトル図

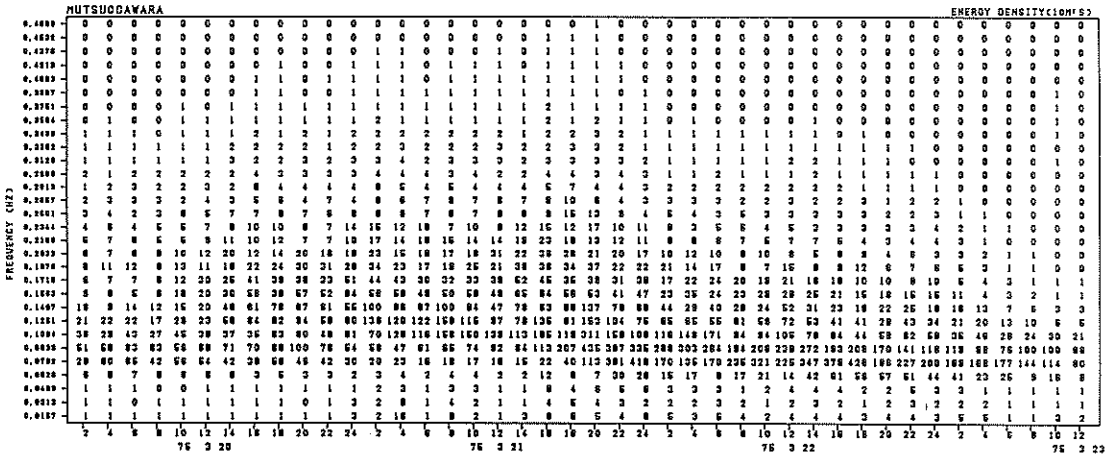

付図－ 5.8 (3)　パワースペクトルの経時変化

(4)　'80年12月24日 4時～12月28日10時

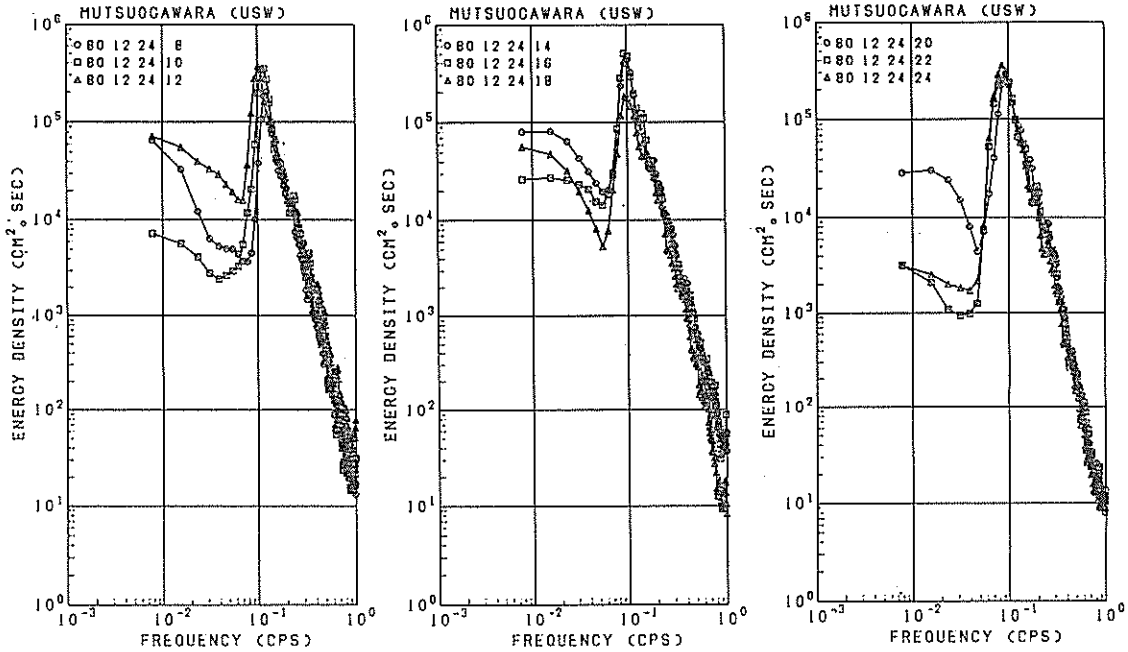

付図－4.8(4)　パワースペクトル図

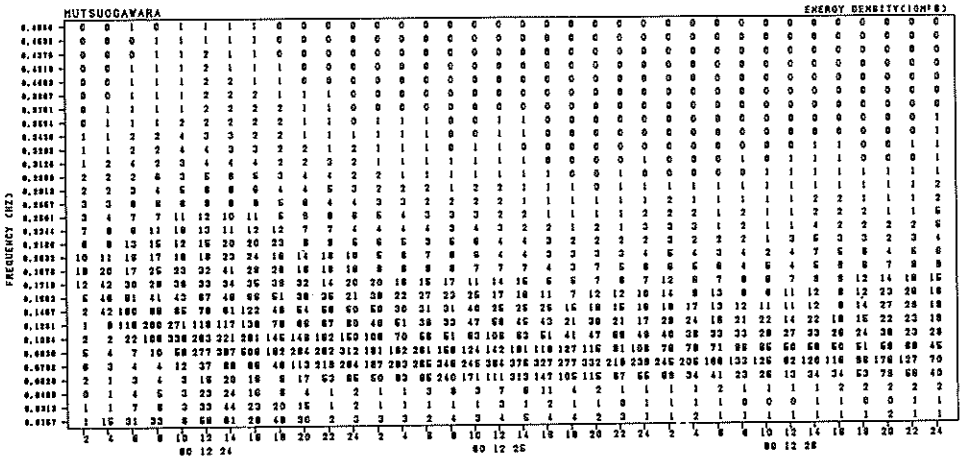

付図－5.8(4)　パワースペクトルの経時変化

(5)　'75年 3 月 10日 12時～ 3 月 11日 22時

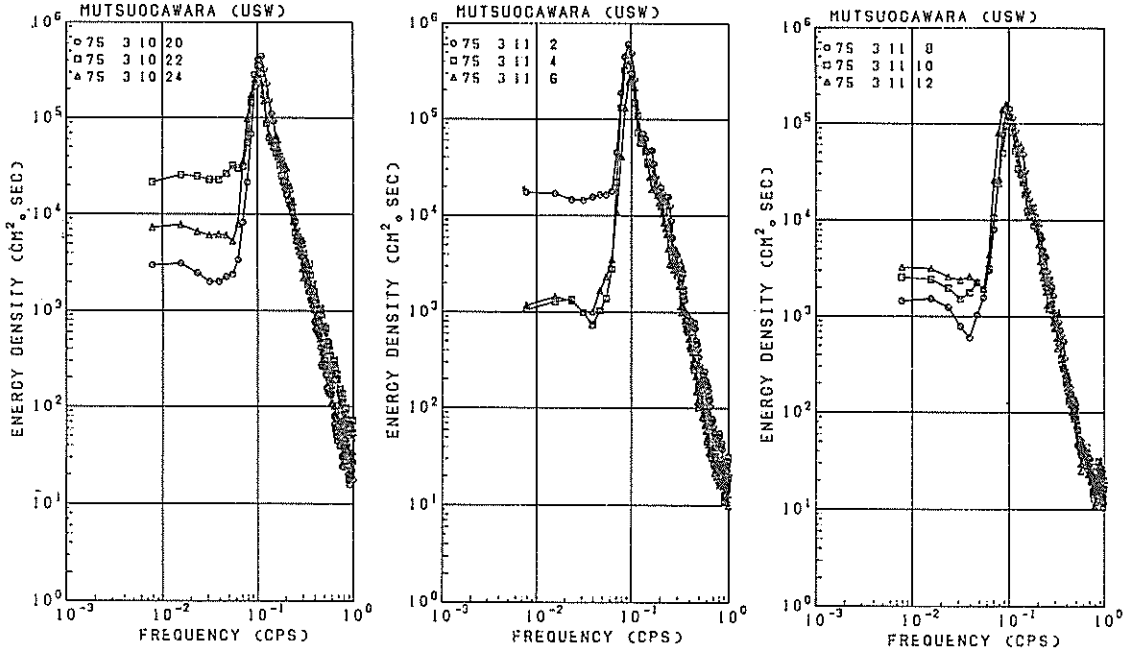

付図－4.8(5)　パワースペクトル図

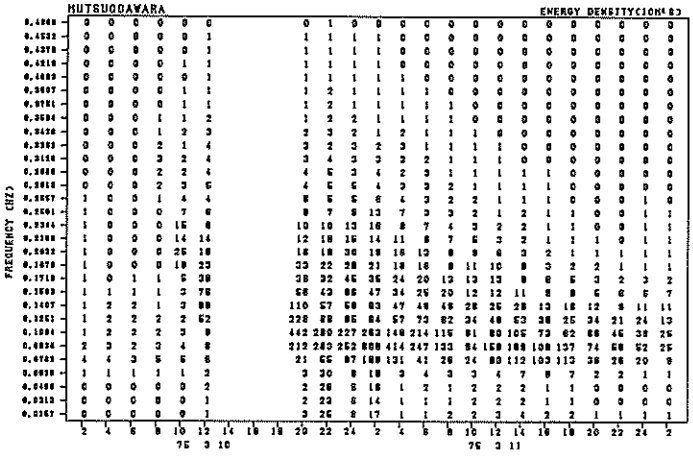

付図－5.8(5)　パワースペクトルの経時変化

9. 八 戸 港 （5ケース）

(1) '83年 12月 26日 6 時～12月30日 6 時

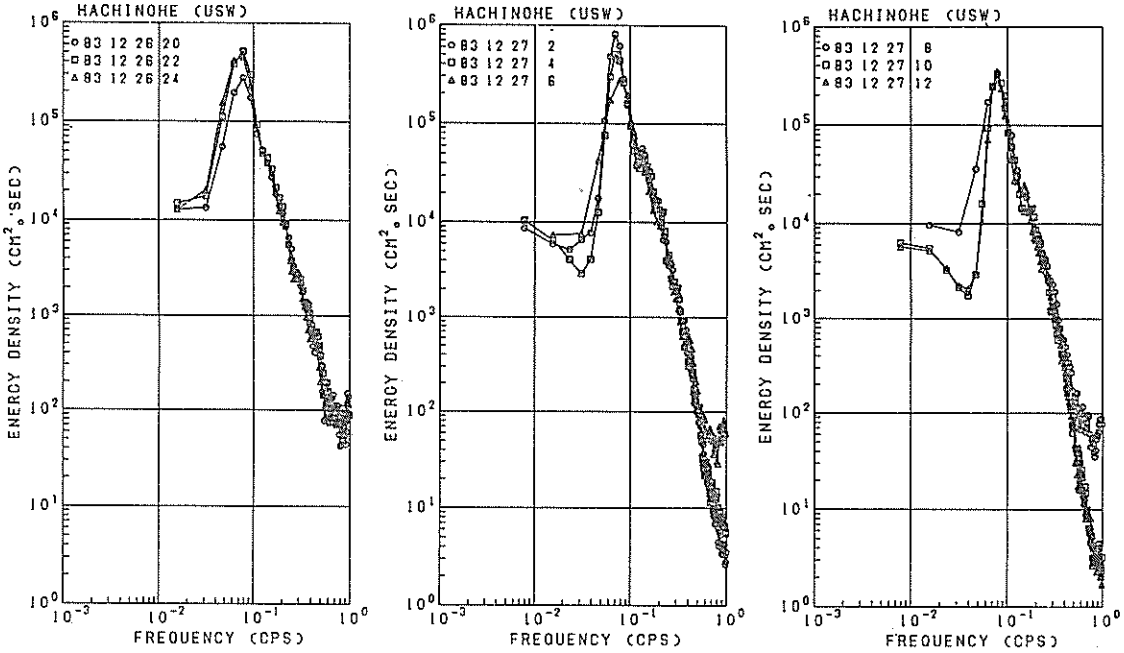

a　　b　　c

付図－4.9(1)　パワースペクトル図

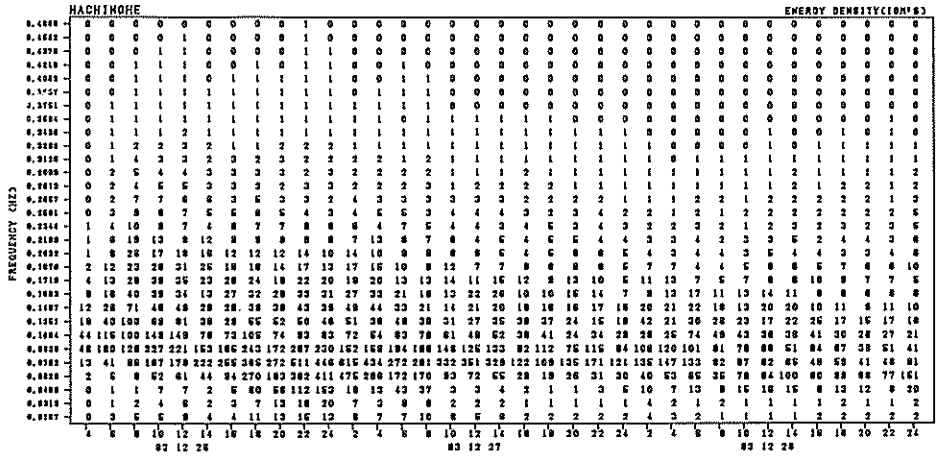

付図－5.9(1)　パワースペクトルの経時変化

(2)　'83年 2 月 17日 16時～ 2 月21日 4 時

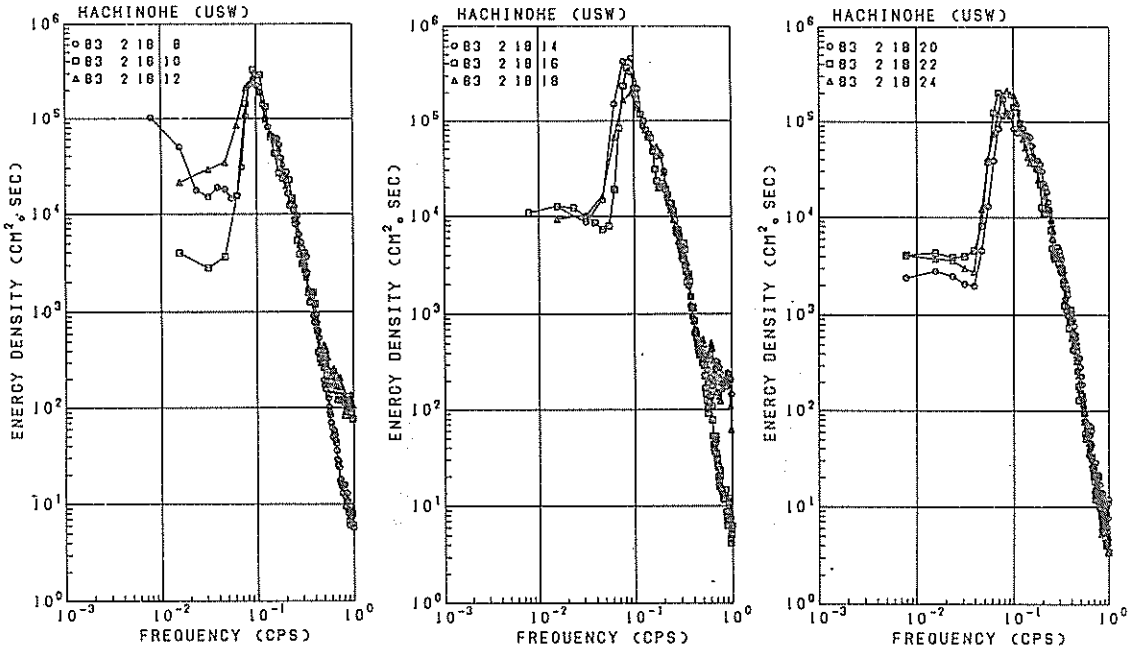

a　　b　　c

付図－ 4.9 (2)　パワースペクトル図



付図－ 5.9 (2)　パワースペクトルの経時変化

(3)　'80年 12月 24日 4 時～ 12月28日 14時

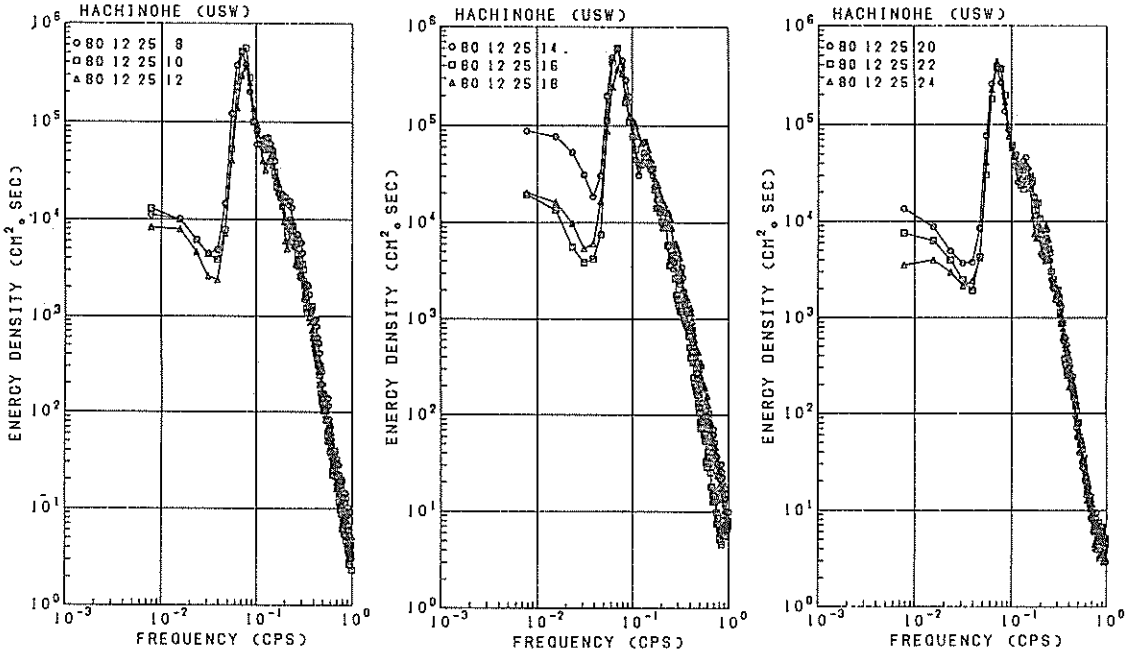

a　　b　　c

付図－4.9(3)　パワースペクトル図

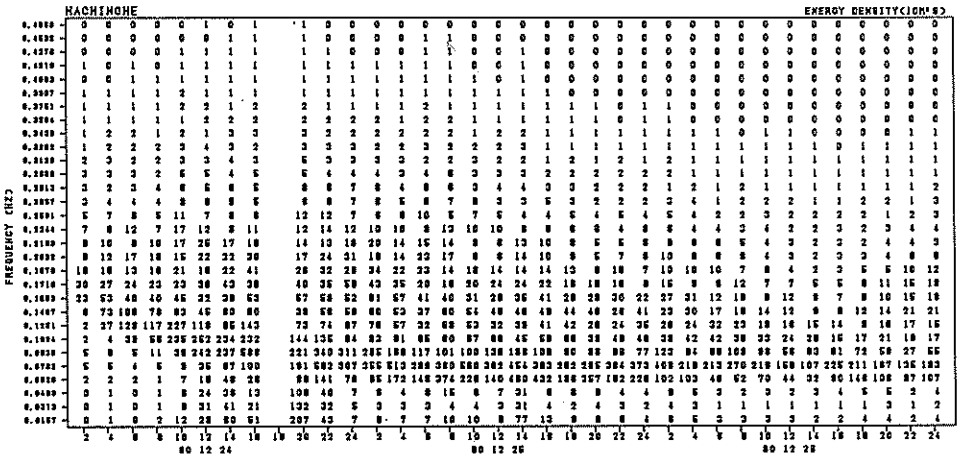

付図－5.9(3)　パワースペクトルの経時変化

(4)　'74年 2 月 8 日 2 時～ 2 月10日18時

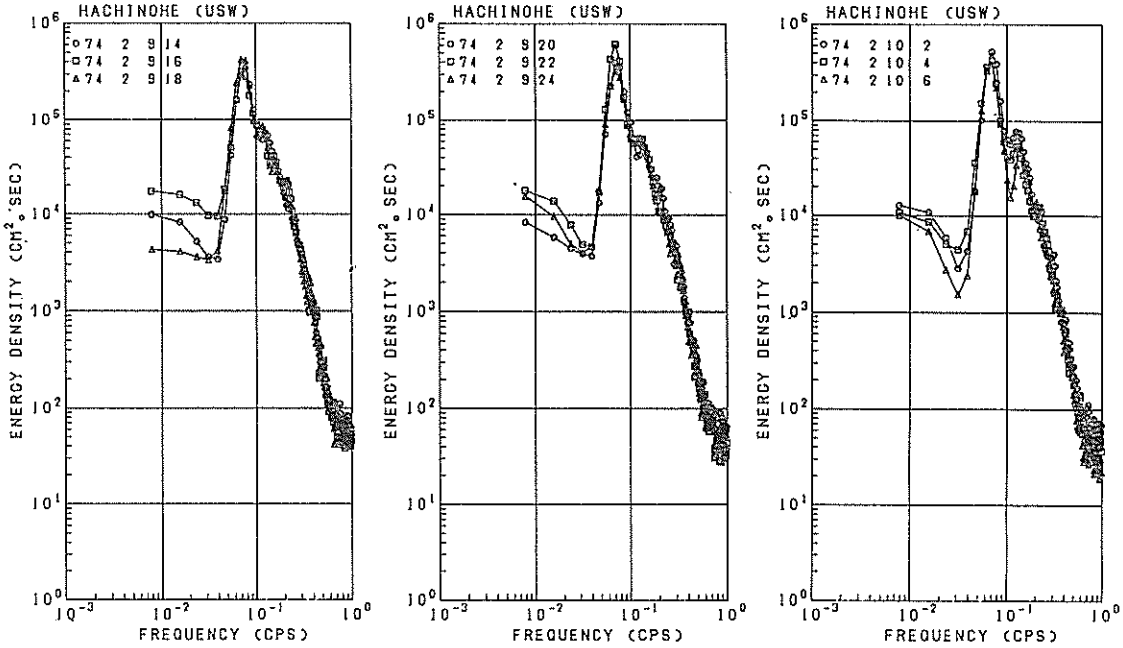

a　　b　　c

付図－4.9(4)　パワースペクトル図



付図－5.9(4)　パワースペクトルの経時変化

(5)　'82年 5 月 21日 2 時～ 5 月22日10時

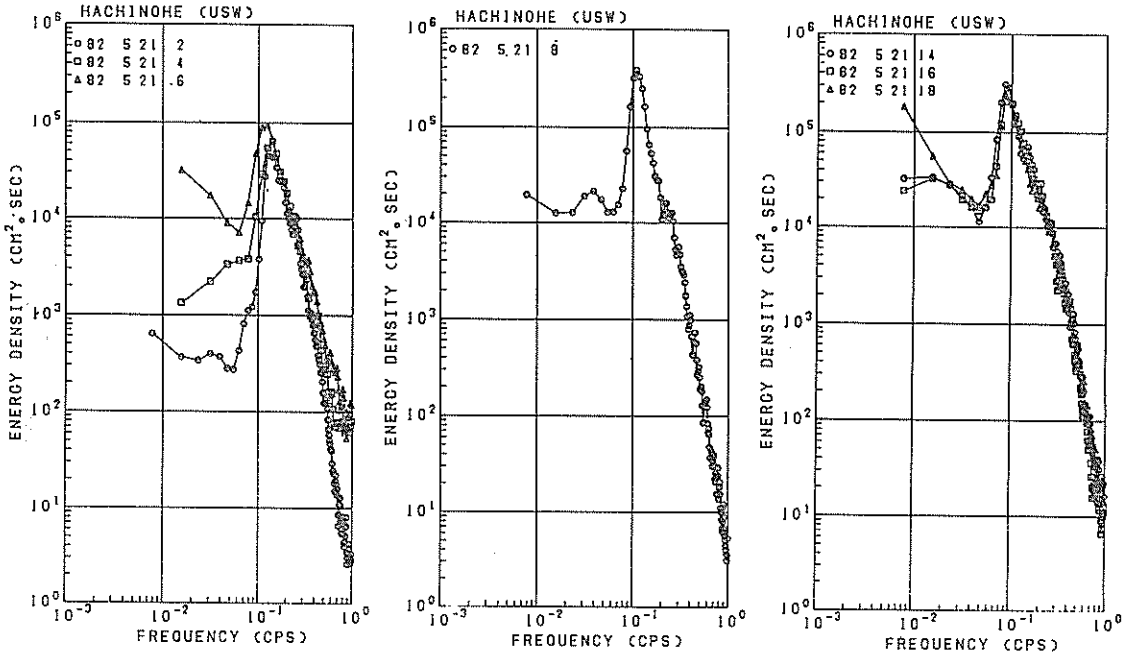

a　　b　　c

付図－ 4.9 (5)　パワースペクトル図

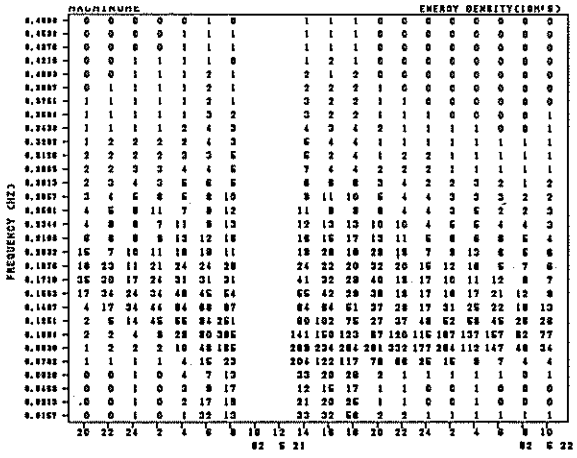

付図－ 5.9 (5)　パワースペクトルの経時変化

10. 宮 古 港 （5ケース）

(1) '83年 3月13日20時～ 3月15日 2時

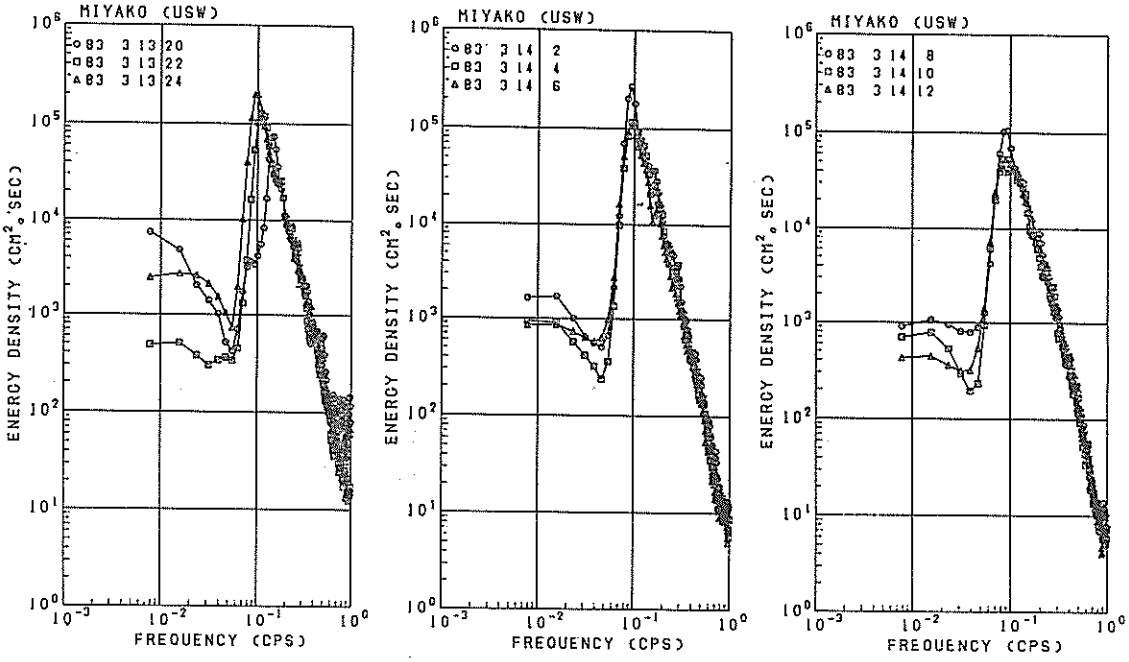

a　　b　　c

付図－4.10(1)　パワースペクトル図

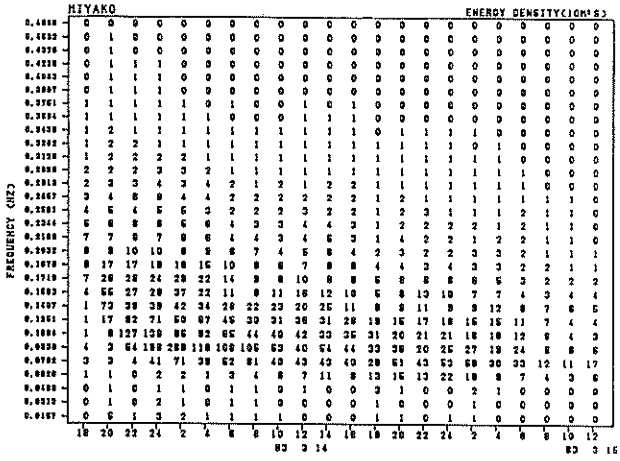

付図－5.10(1)　パワースペクトルの経時変化

(2)　'83年 2 月18日 4 時～ 2 月20日 12時

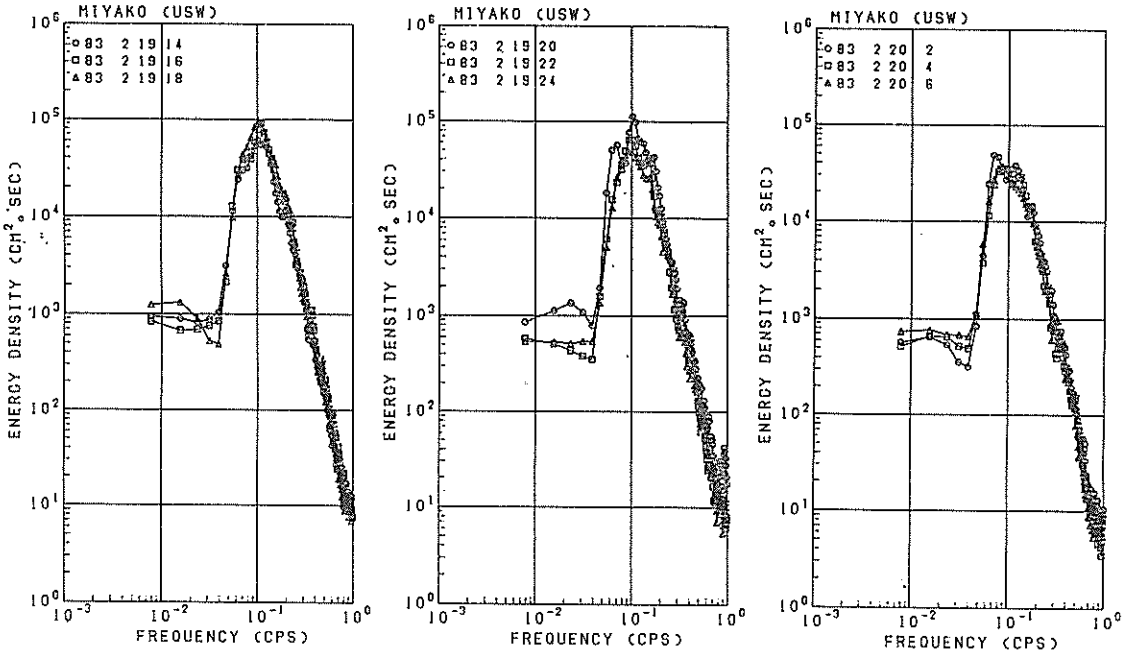

a　　b　　c

付図－4.10(2)　パワースペクトル図



付図－5.10(2)　パワースペクトルの経時変化

(3)　'83年12月26日10時～12月27日20時

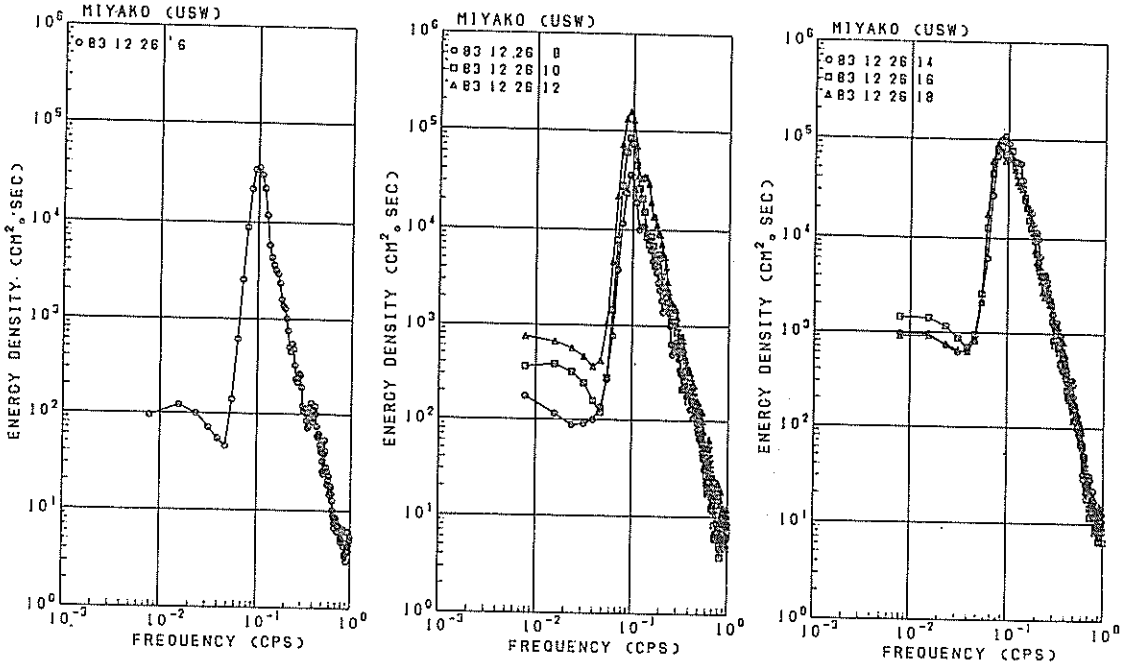

a　　b　　c

付図－4.10(3)　パワースペクトル図

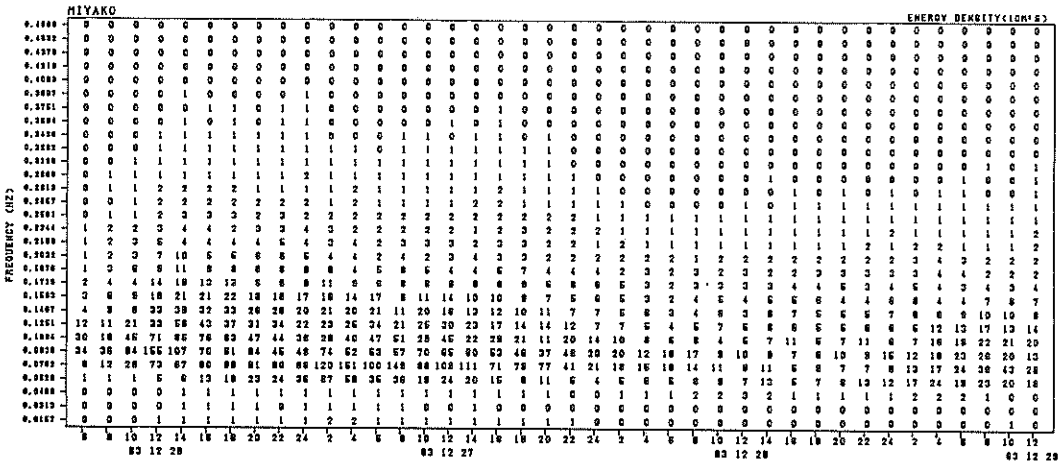

付図－5.10(3)　パワースペクトルの経時変化

(4)　'82年10月 9 日 8 時～10月 9 日22時

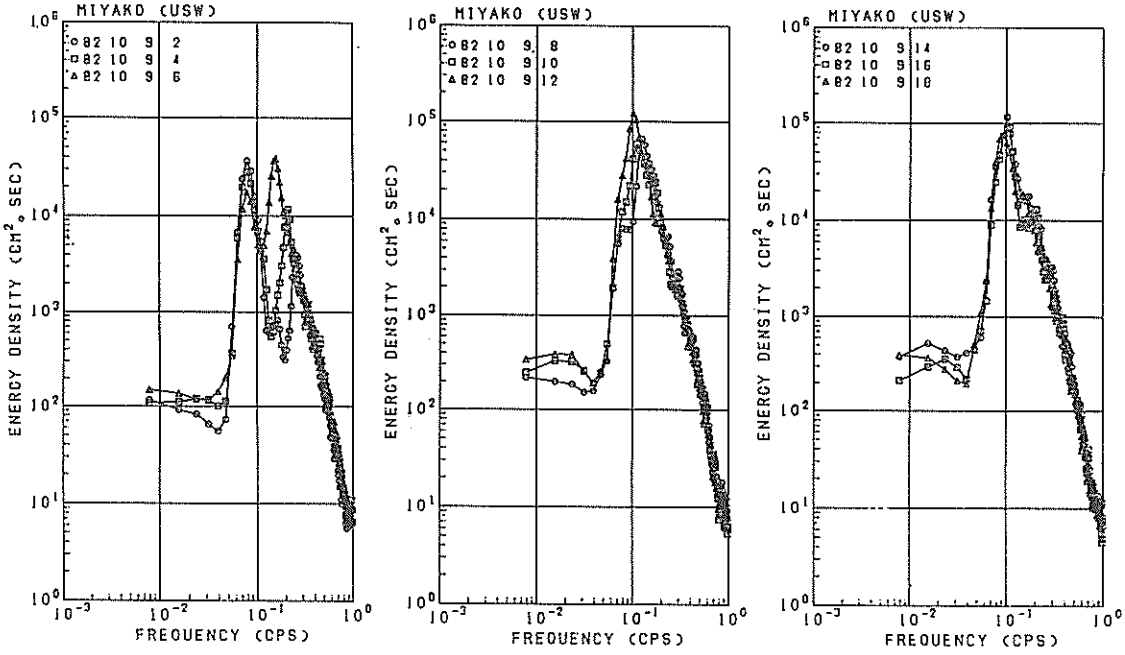

a　　b　　c

付図－4.10(4)　パワースペクトル図

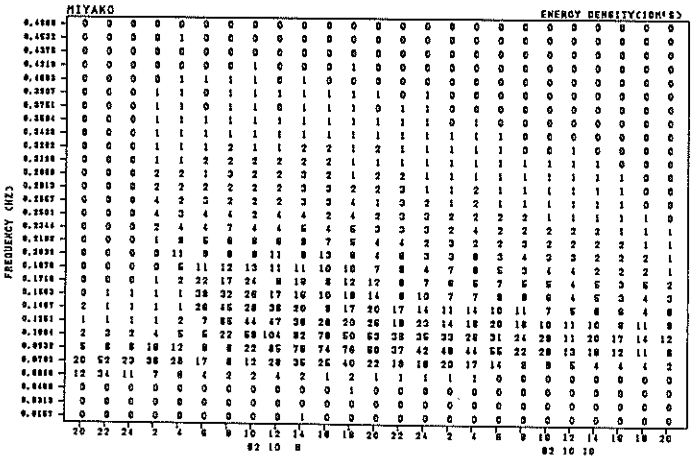

付図－5.10(4)　パワースペクトルの経時変化

(5)　'81年12月 2 日 8 時～12月 2 日16時

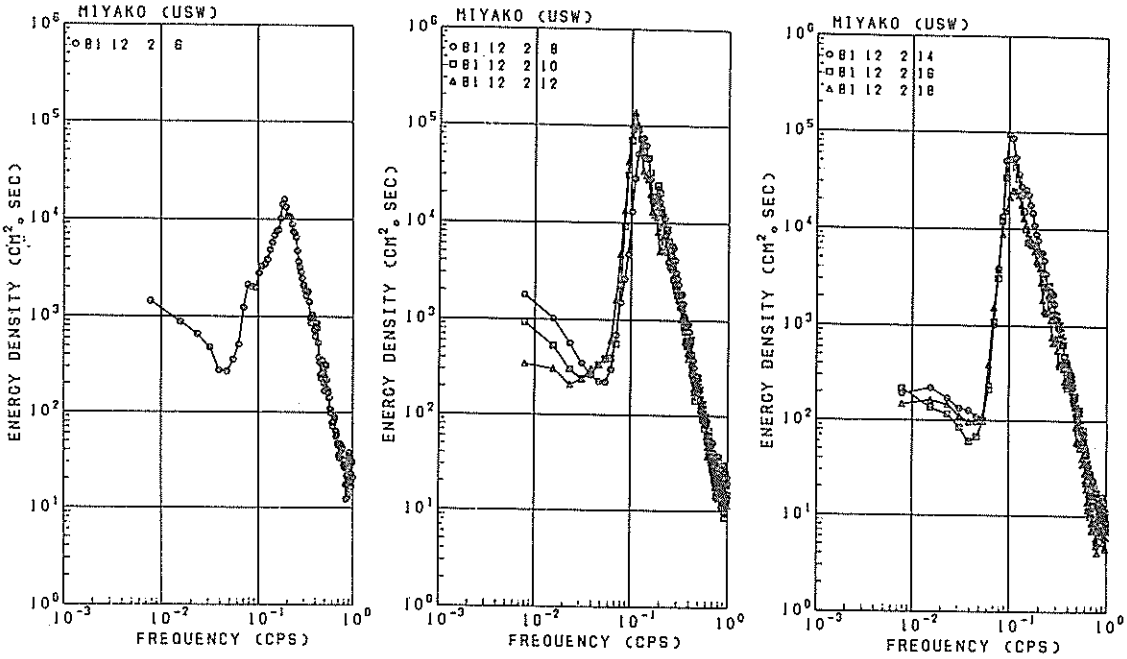

a　　b　　c

付図－4.10(5)　パワースペクトル図

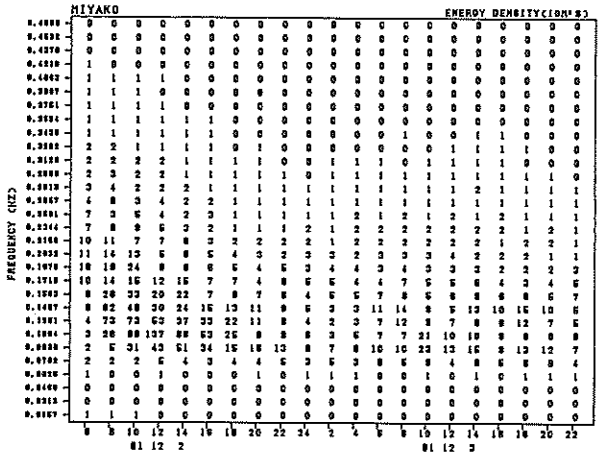

付図－5.10(5)　パワースペクトルの経時変化

11. 釜 石 港 （5ケース）

(1) '79年2月24日2時～2月26日22時

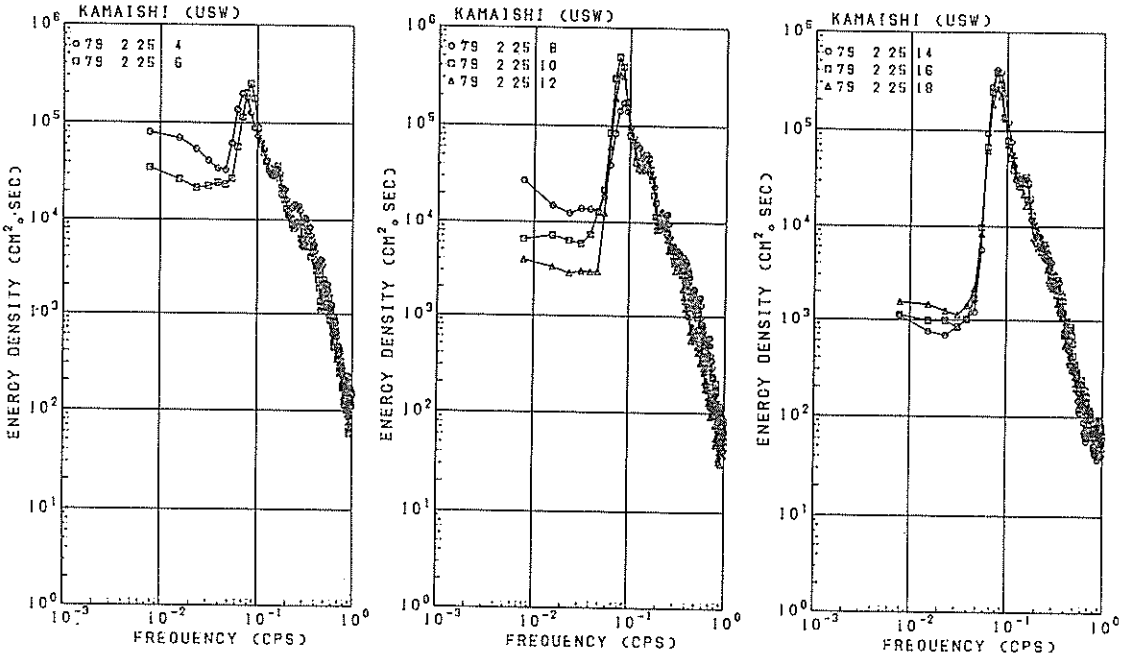

a b c

付図－4.11(1) パワースペクトル図

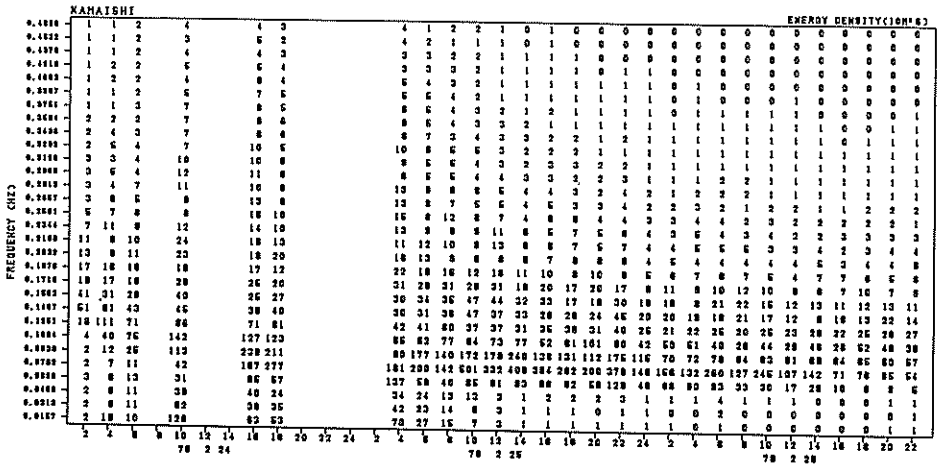

付図－5.11(1) パワースペクトルの経時変化

(2)　'79年10月7日22時～10月10日10時

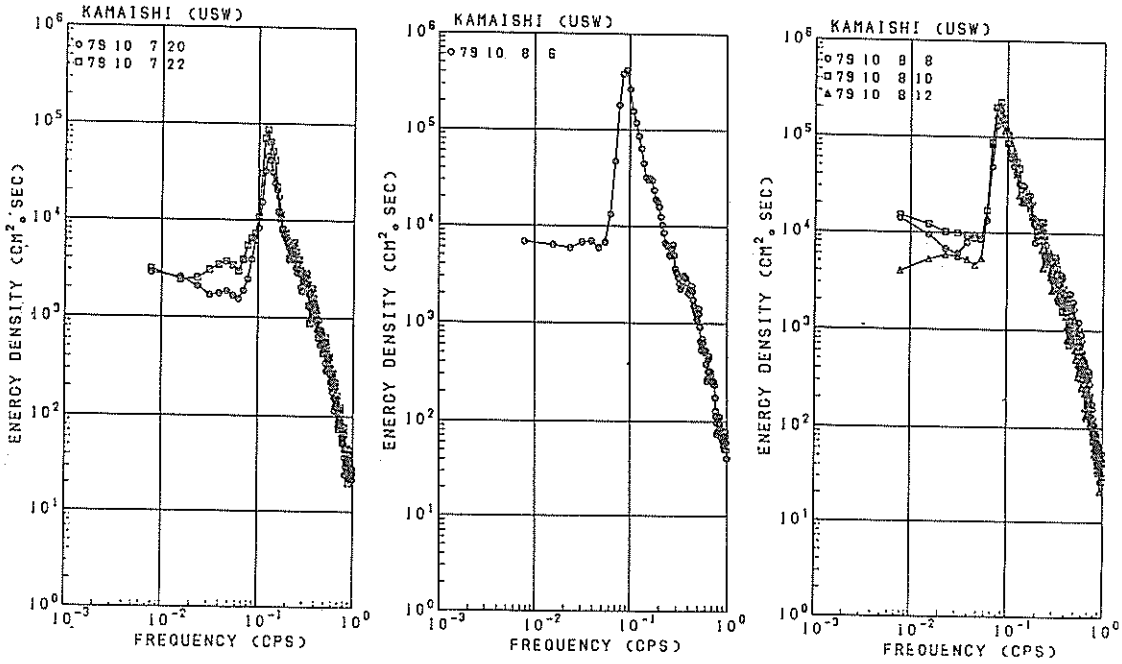

a　　b　　c

付図－4.11(2)　パワースペクトル図

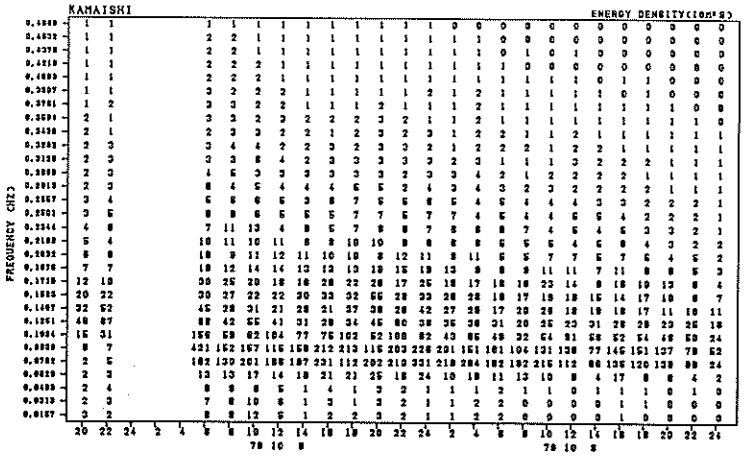

付図－5.11(2)　パワースペクトルの経時変化

(3)　'82年 6 月27日 4 時～ 6 月28日 4 時

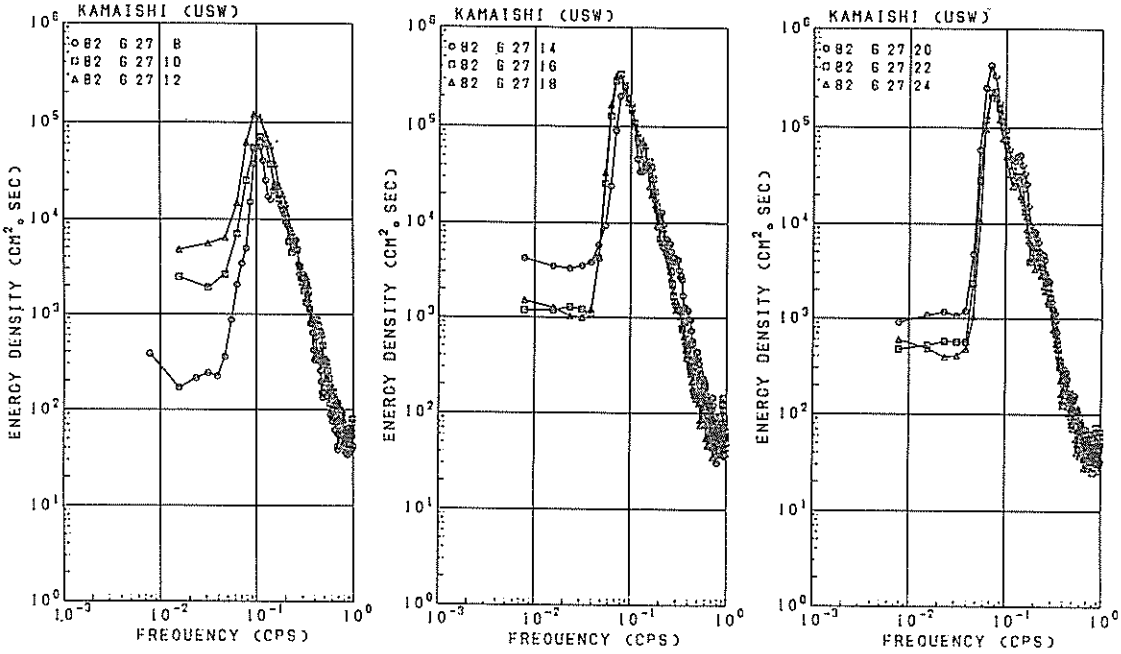

a　　b　　c

付図－ 4.11 (3)　パワースペクトル図



付図－ 5.11 (3)　パワースペクトルの経時変化

(4)　'83年 2 月17日22時～ 2 月19日 8 時

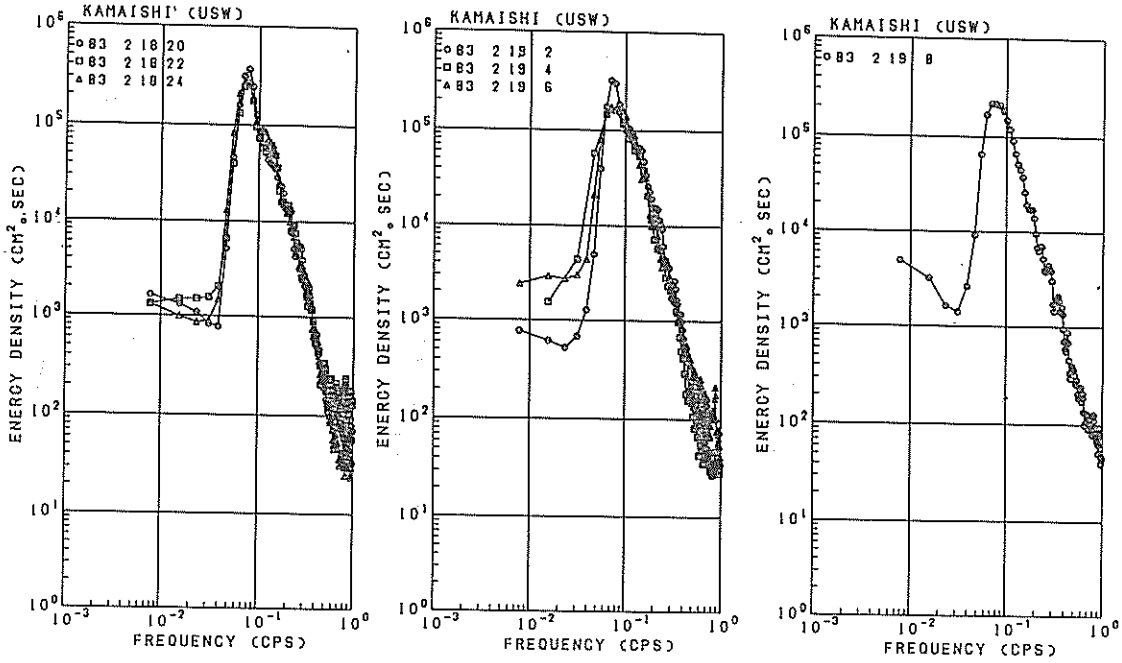

a　　b　　c

付図－ 4.11 (4)　パワースペクトル図

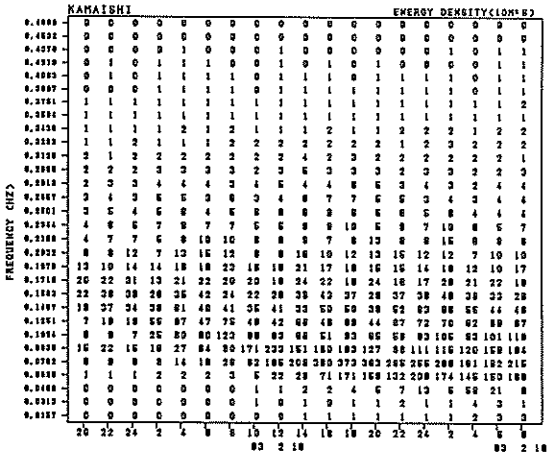

付図－ 5.11 (4)　パワースペクトルの経時変化

(5)　'84年4月20日8時～4月22日24時

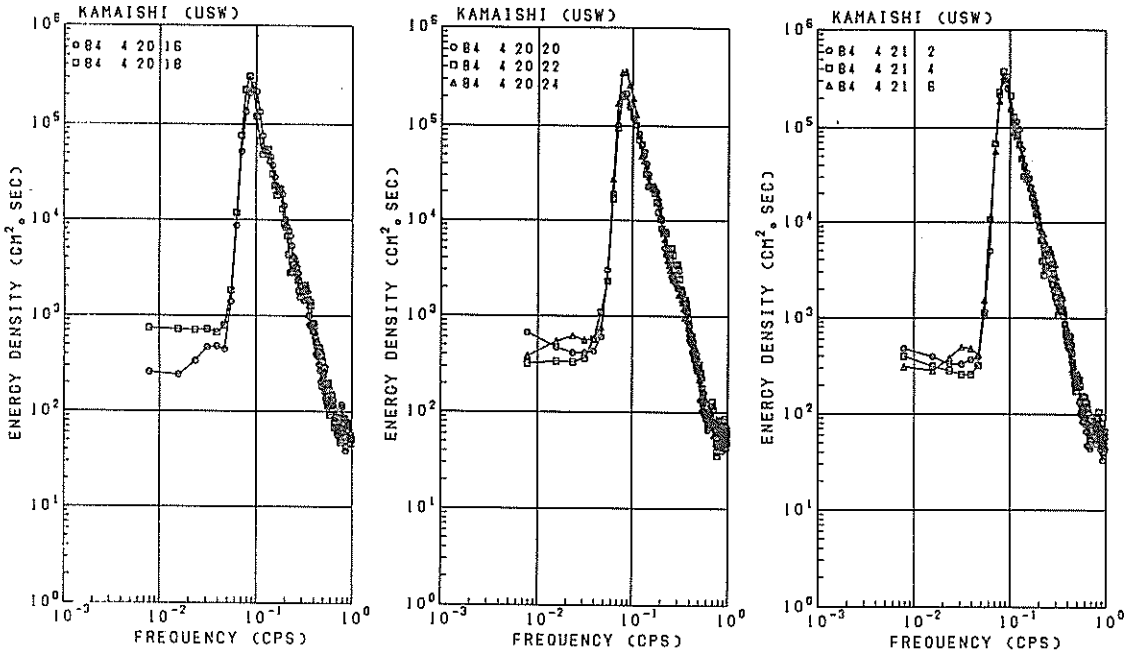

付図－4.11(5)　パワースペクトル図



付図－5.11(5)　パワースペクトルの経時変化

12. 仙台新港 （5ケース）

(1) '82年10月19日24時～10月21日24時

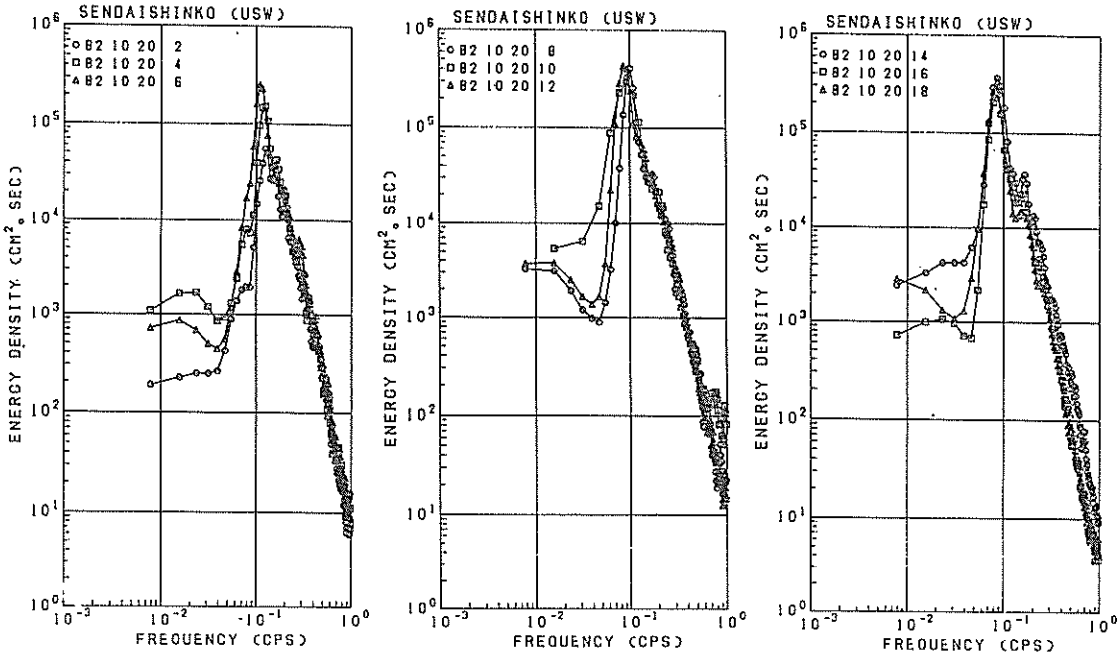

a　　b　　c

付図－4.12(1)　パワースペクトル図

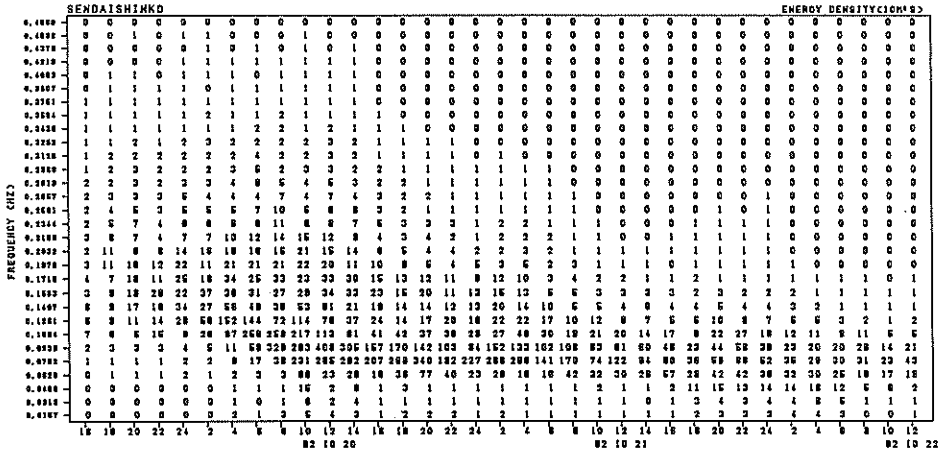

付図－5.12(1)　パワースペクトルの経時変化

(2)　'80年12月24日 6 時～12月25日10時

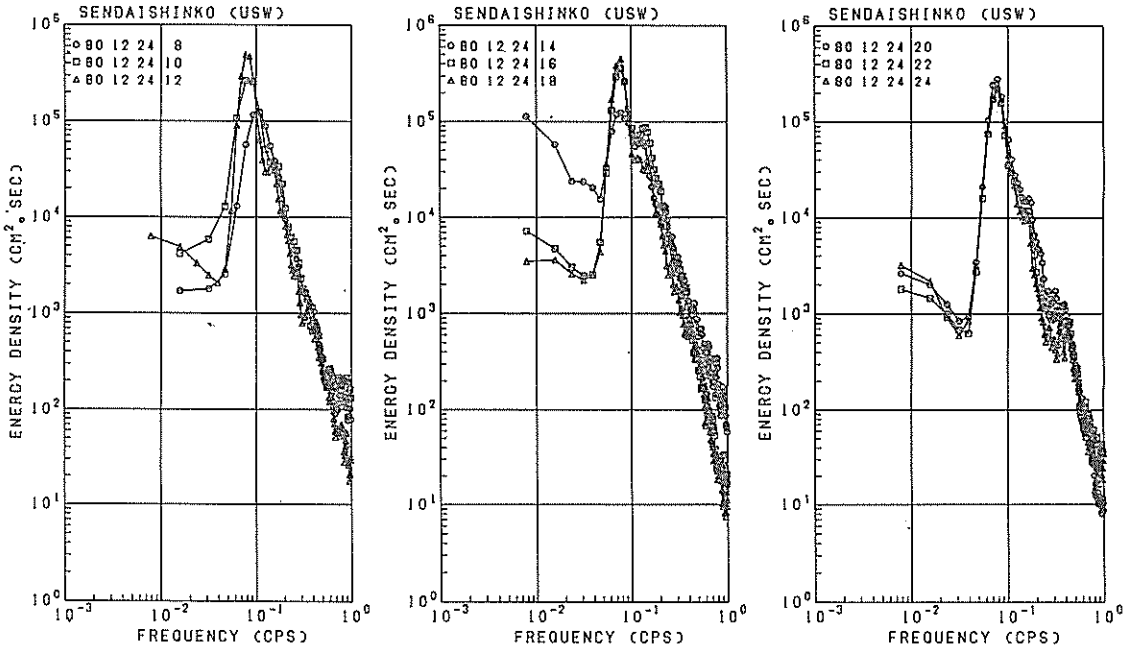

a　　b　　c

付図－4.12(2)　パワースペクトル図



付図－5.12(2)　パワースペクトルの経時変化

(3)　'83年2月17日20時～2月19日8時

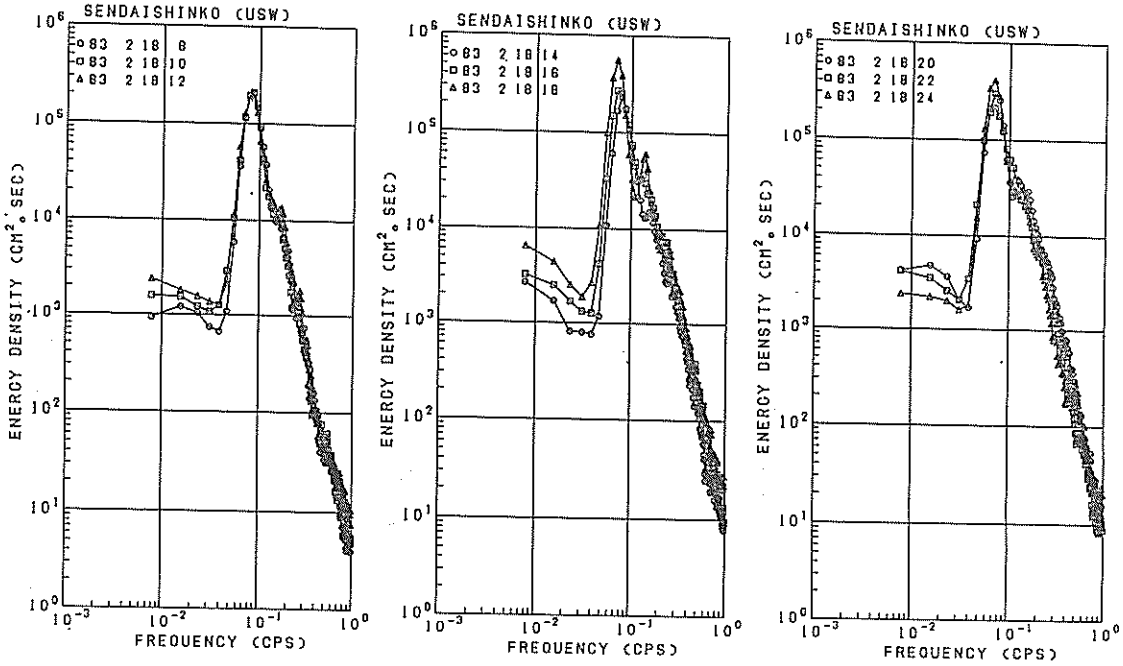

a　　b　　c

付図－4.12(3)　パワースペクトル図

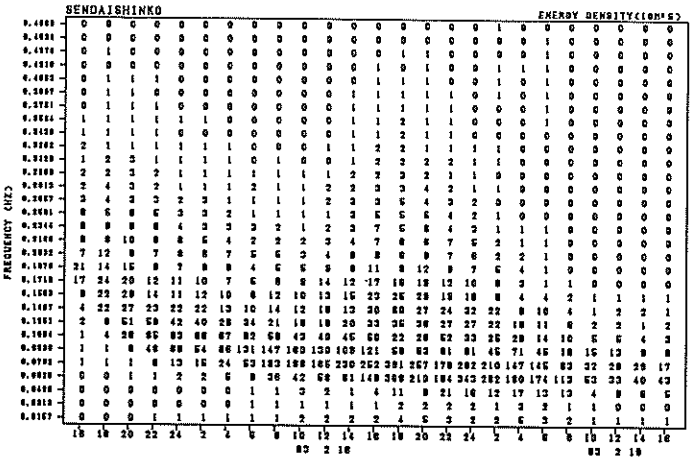

付図－5.12(3)　パワースペクトルの経時変化

(4)　'79年5月15日2時～5月16日16時

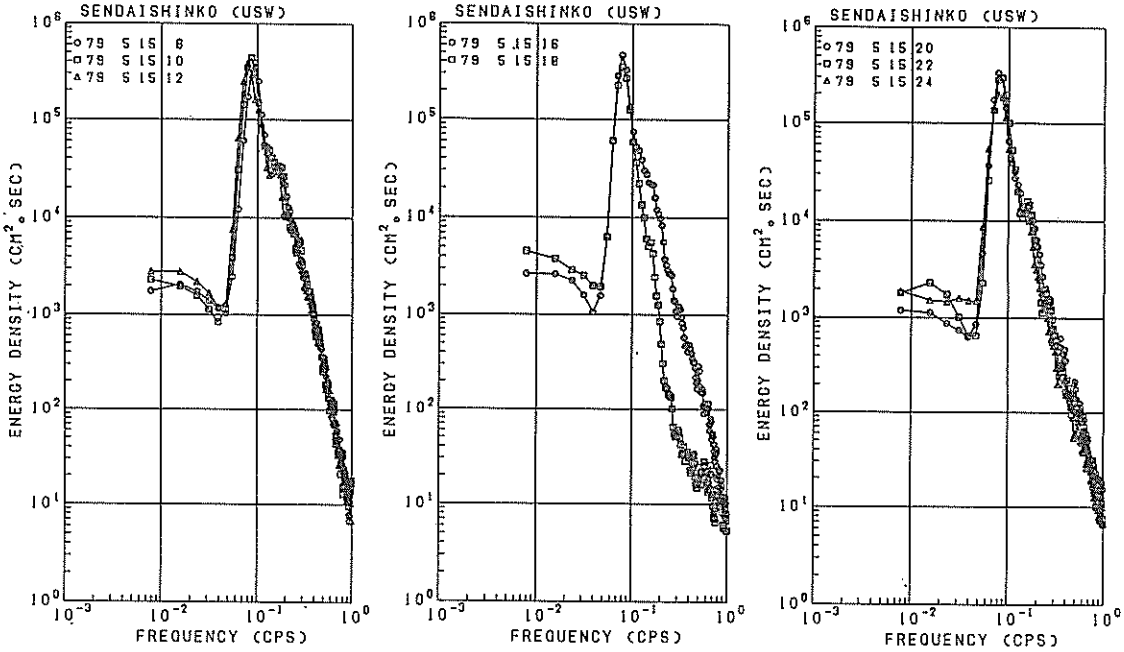

a　　b　　c

付図－4.12(4)　パワースペクトル図

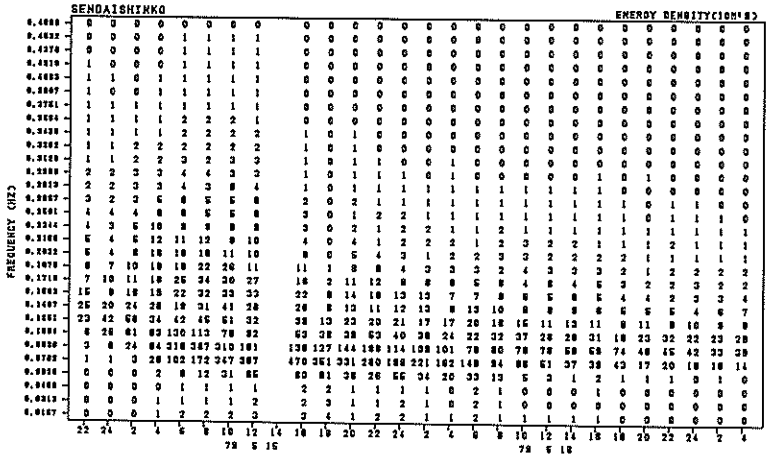

付図－5.12(4)　パワースペクトルの経時変化

(5)　'79年10月19日 2 時～10月19日14時

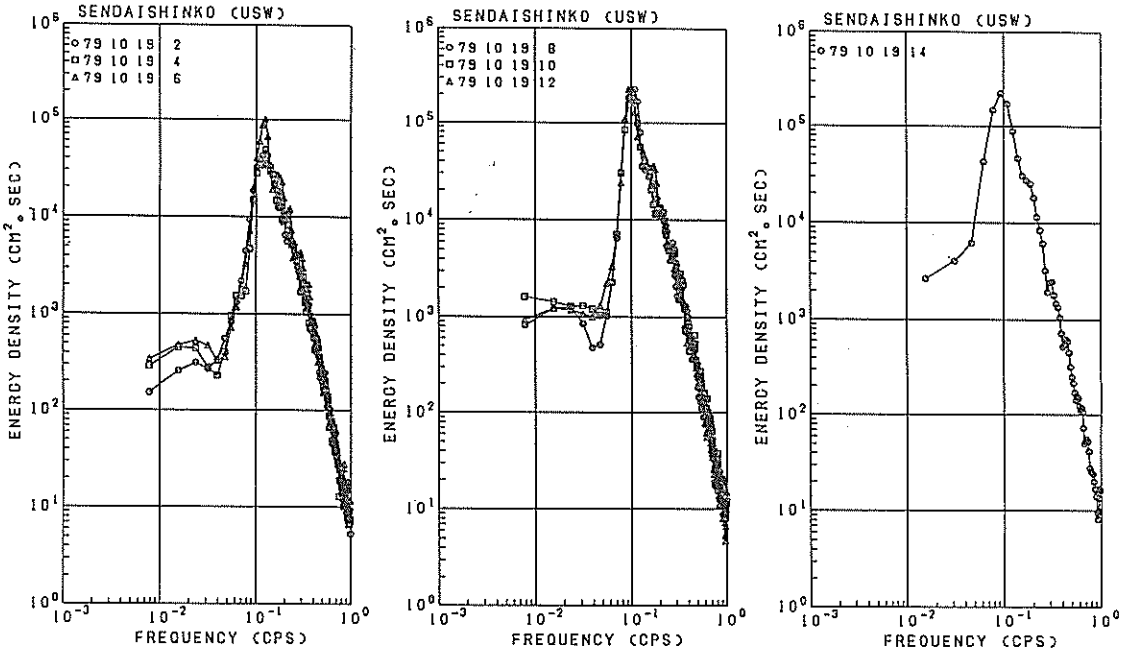

a　　b　　c

付図－4.12(5)　パワースペクトル図

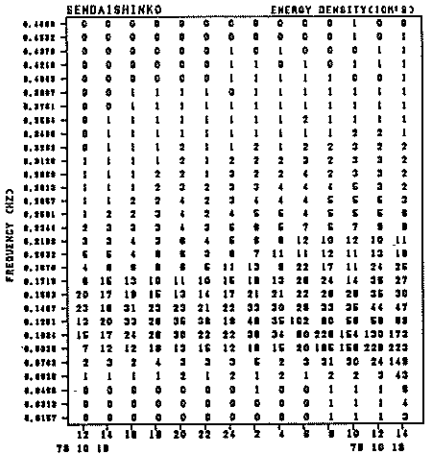

付図－5.12(5)　パワースペクトルの経時変化

13. 小名浜港 （5ケース）

(1) '81年4月20日4時～4月21日10時

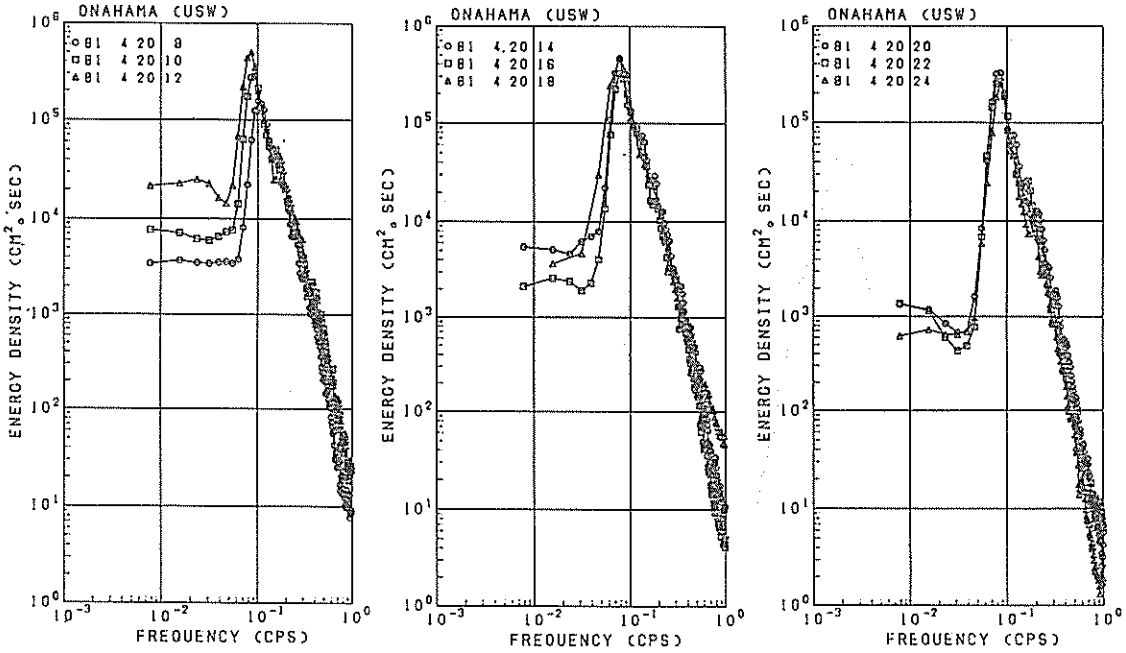

a　　b　　c

付図－4.13(1)　パワースペクトル図

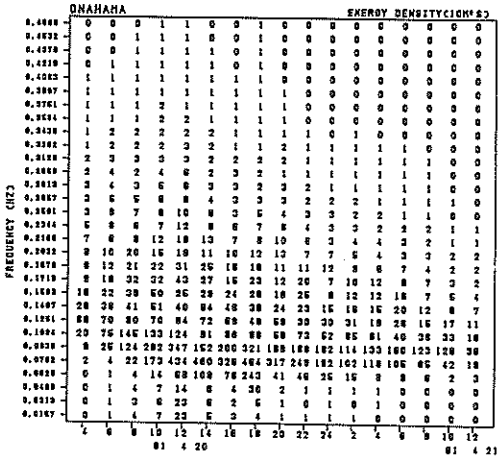

付図－5.13(1)　パワースペクトルの経時変化

(2)　'81年 8 月22日 8 時～ 8 月23日18時

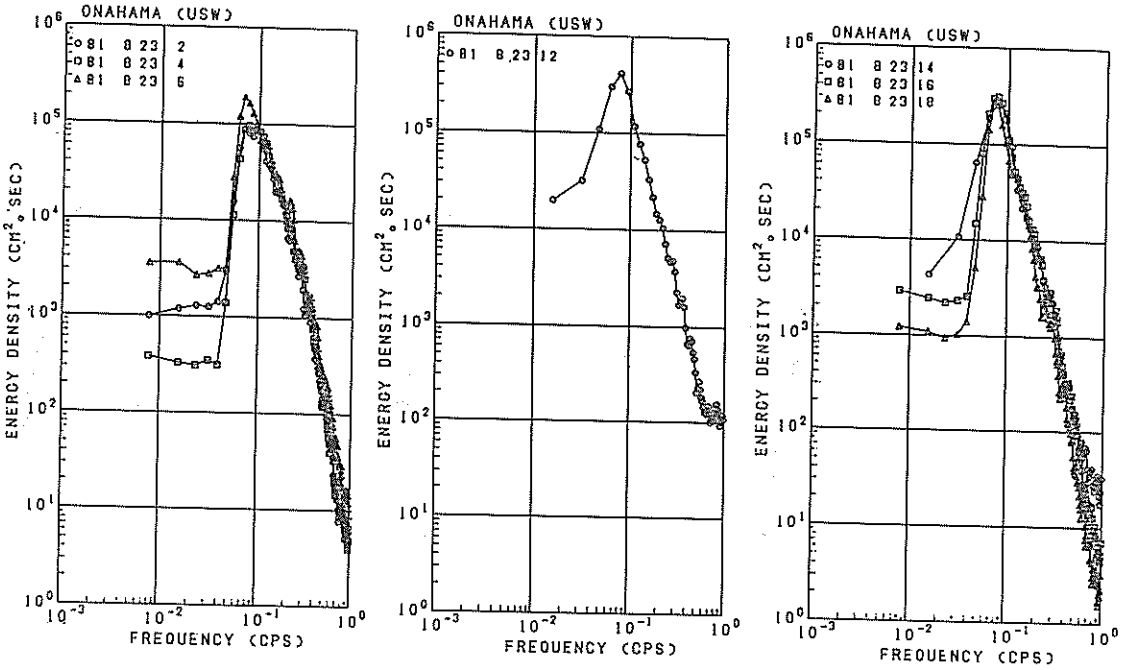

a　　b　　c

付図－4.13(2)　パワースペクトル図

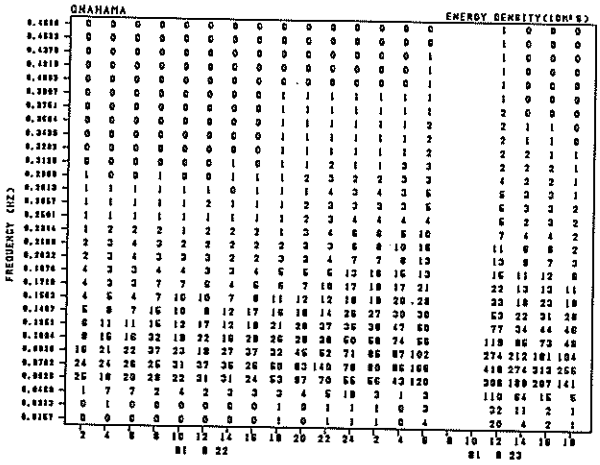

付図－5.13(2)　パワースペクトルの経時変化

(3)　'81年10月22日18時～10月23日 6 時

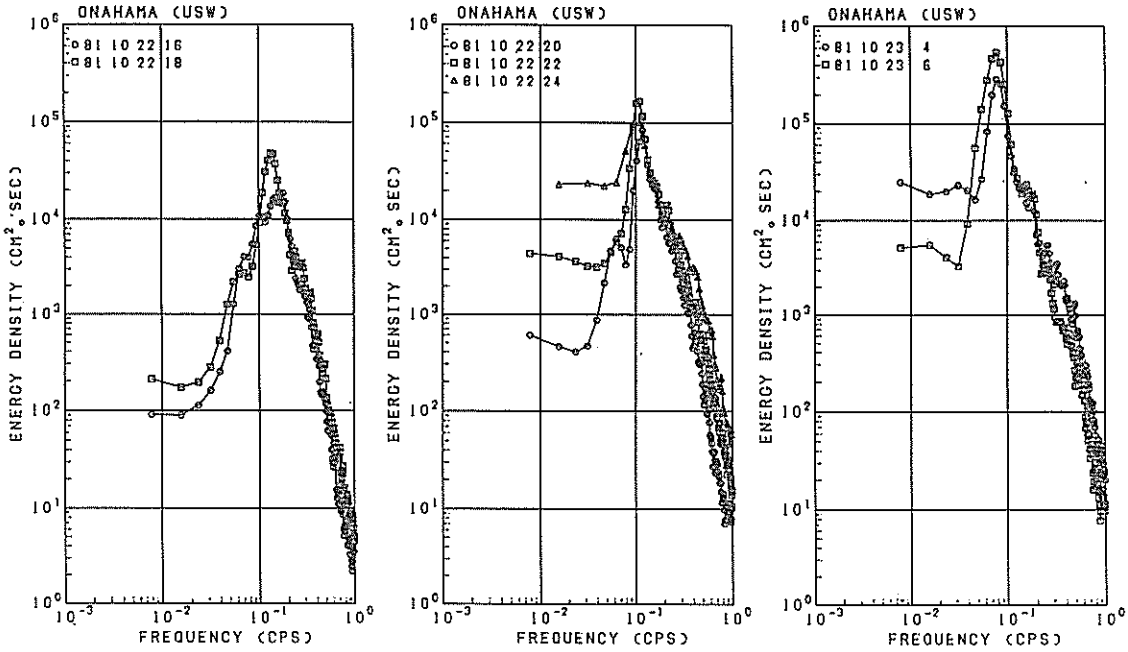

a　　b　　c

付図－4.13(3)　パワースペクトル図



付図－5.13(3)　パワースペクトルの経時変化

(4)　'83年２月17日14時～２月20日４時

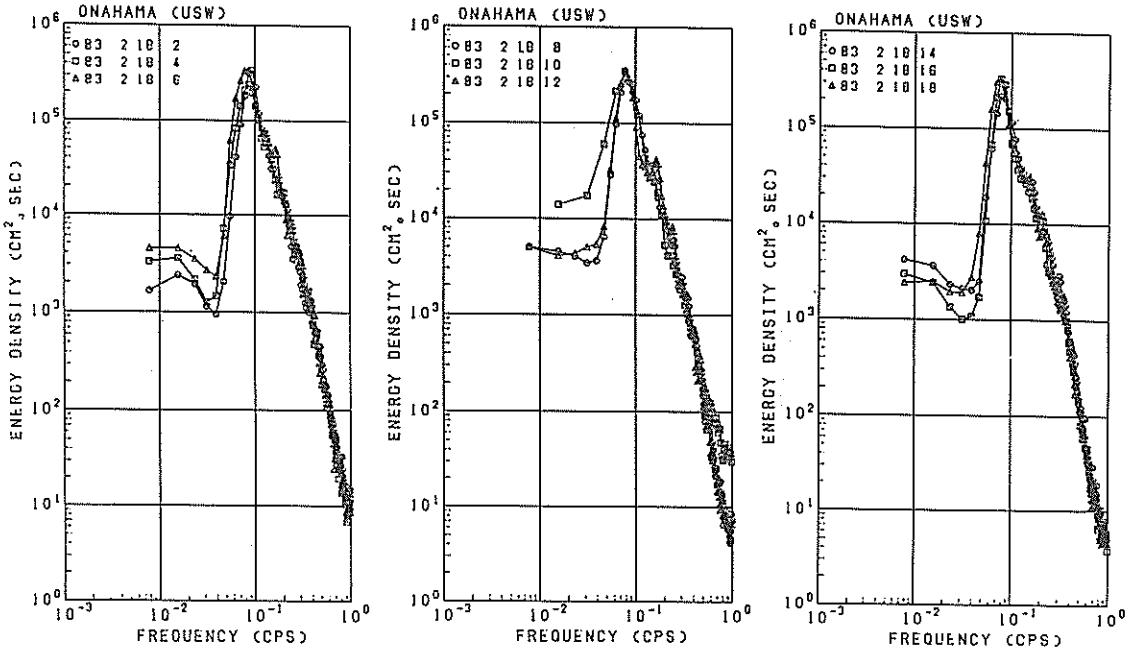

付図－4.13(4)　パワースペクトル図

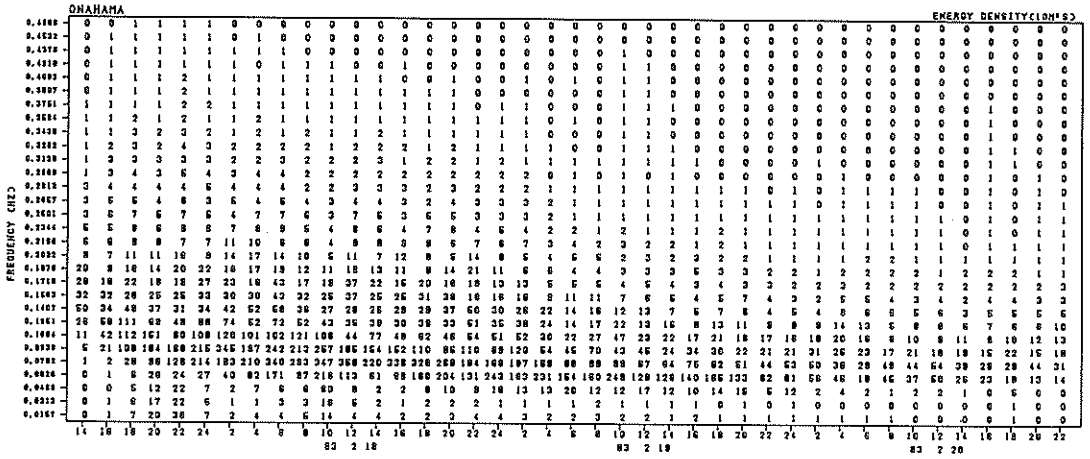

付図－5.13(4)　パワースペクトルの経時変化

(5)　'82年 4 月15日14時～ 4 月16日20時

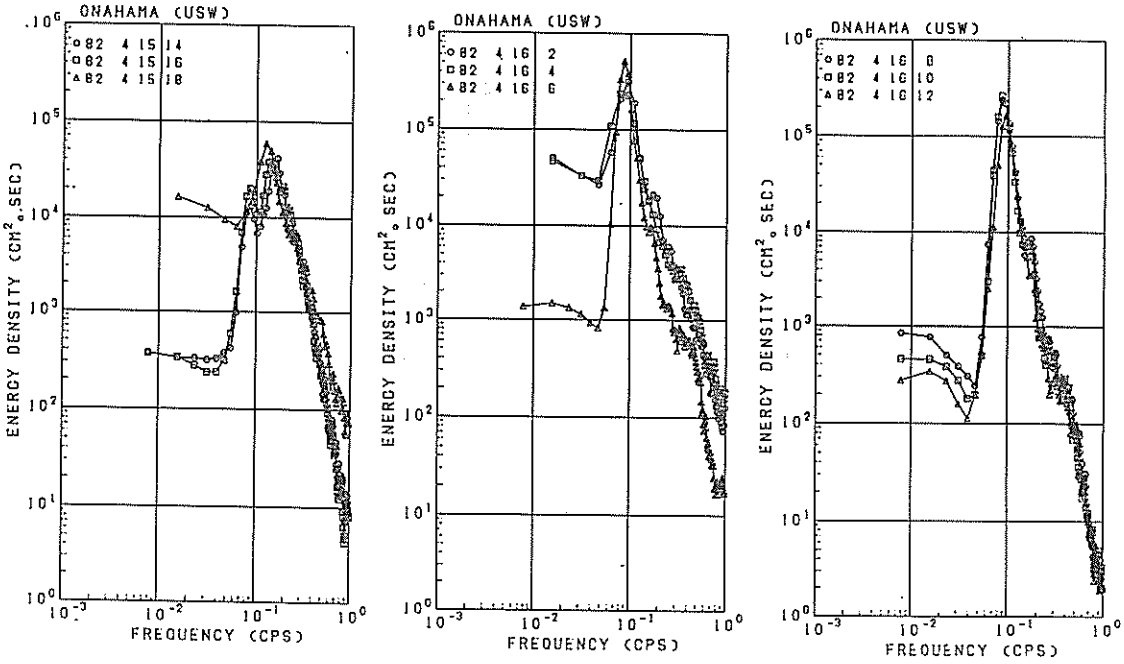

a　　b　　c

付図－4.13(5)　パワースペクトル図

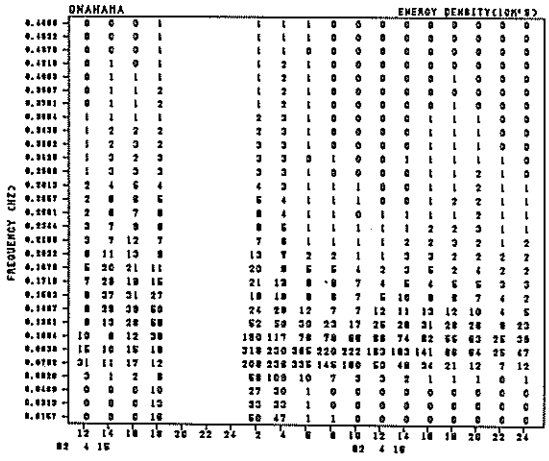

付図－5.13(5)　パワースペクトルの経時変化

14. 阿字ケ浦 （5ケース）

(1) '83年2月17日10時～2月21日4時

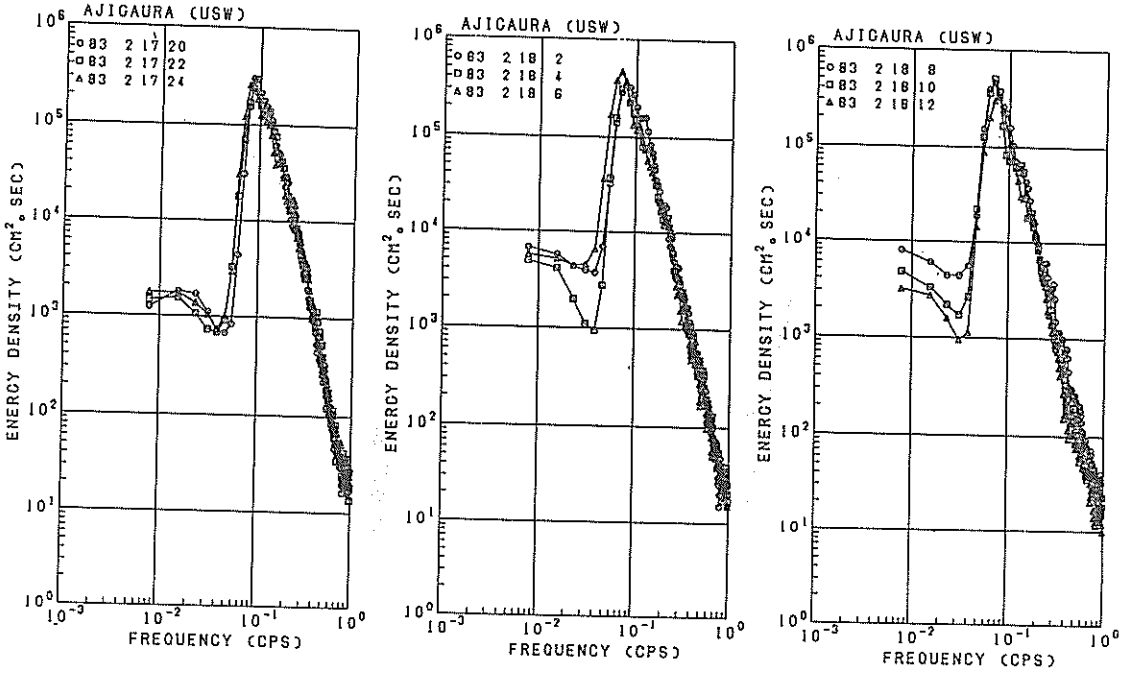

a　　b　　c

付図－4.14(1)　パワースペクトル図



付図－5.14(1)　パワースペクトルの経時変化

(2)　'81年 8 月22日24時～ 8 月23日24時

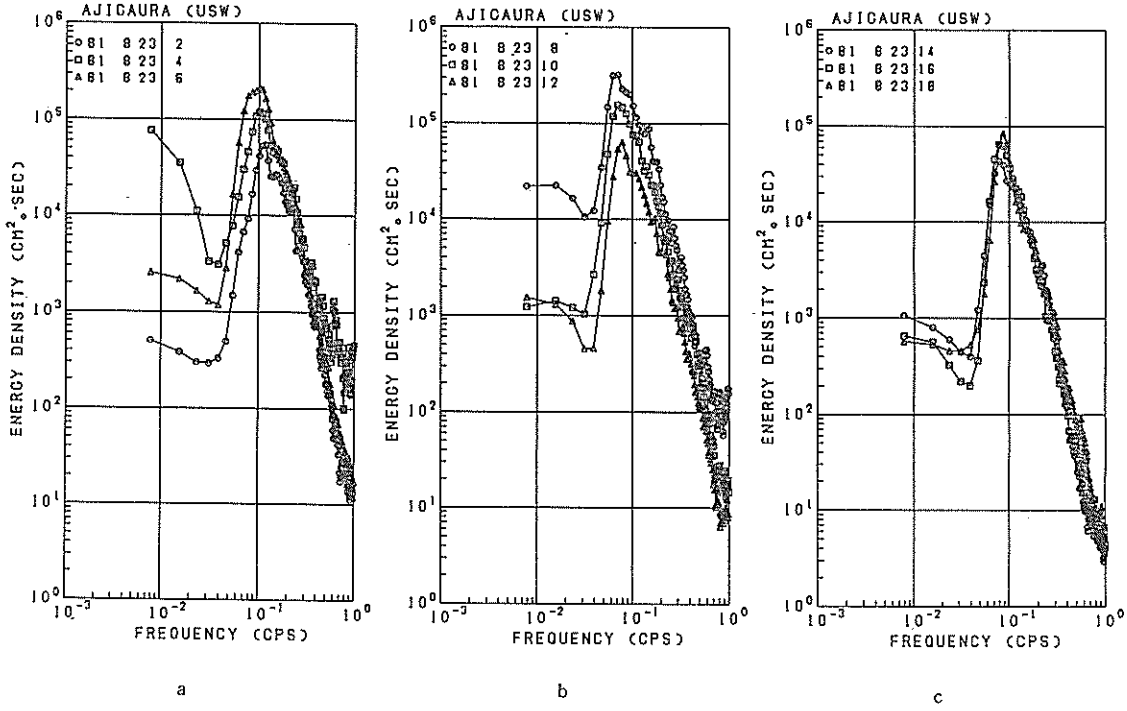

付図－4.14(2)　パワースペクトル図

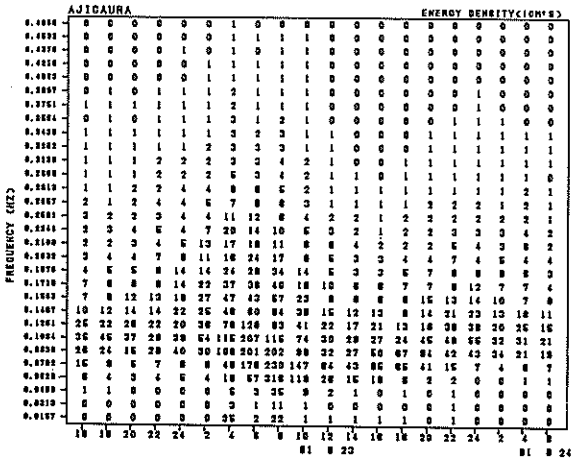

付図－5.14(2)　パワースペクトルの経時変化

(3)　'81年10月22日18時～10月23日 2 時

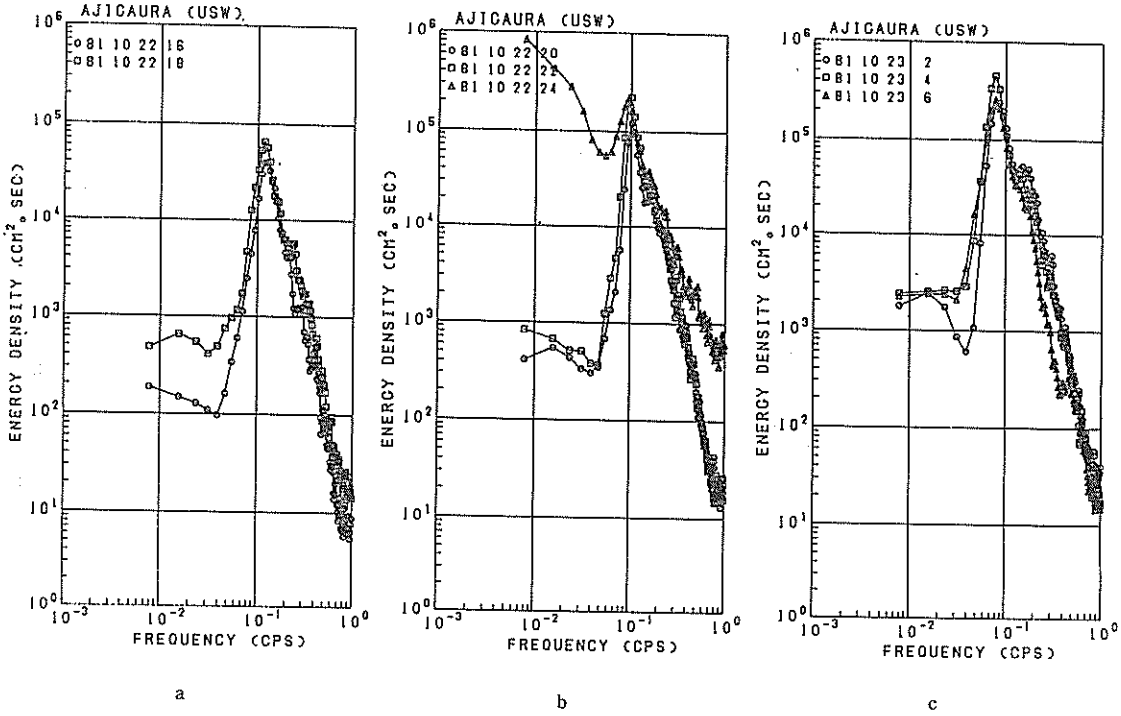

付図－4.14(3)　パワースペクトル図

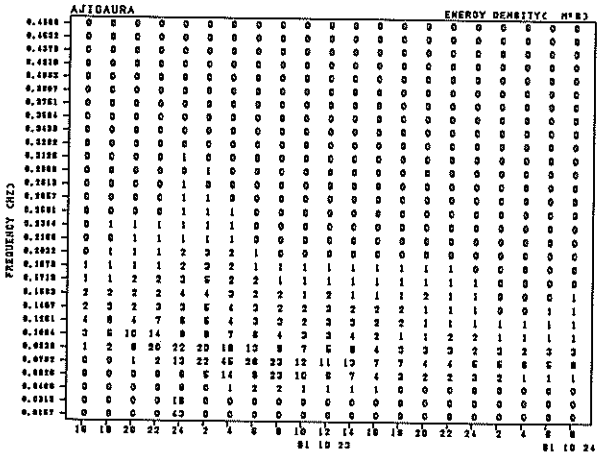

付図－5.14(3)　パワースペクトルの経時変化

(4)　'82年10月7日12時～10月12日10時

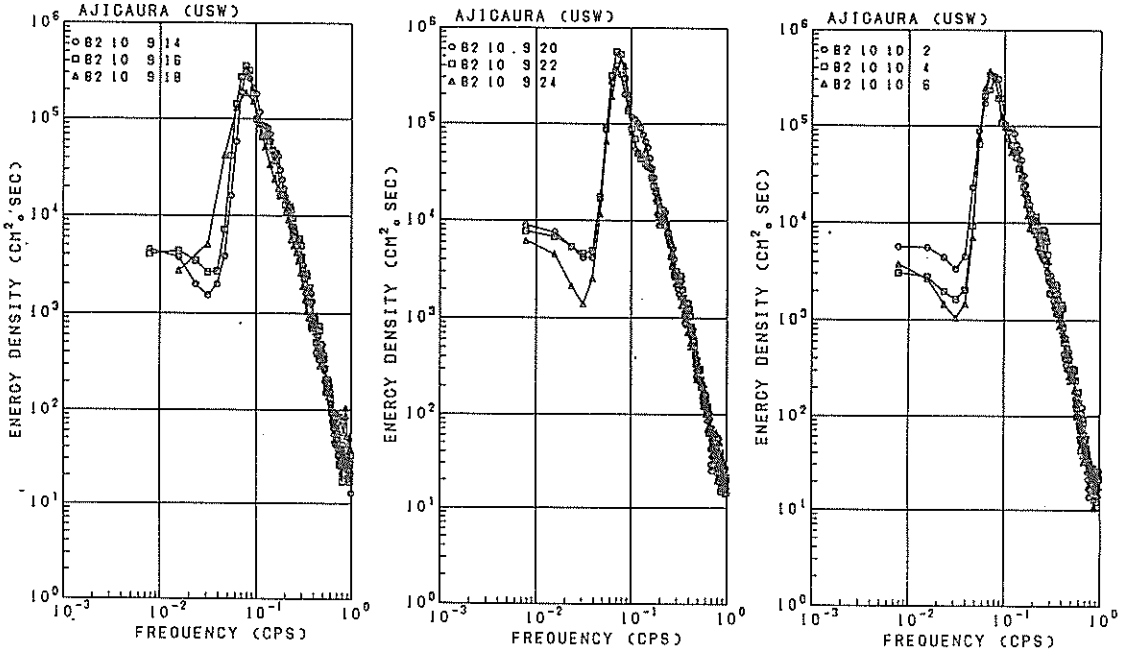

a　　b　　c

付図－4.14(4)　パワースペクトル図

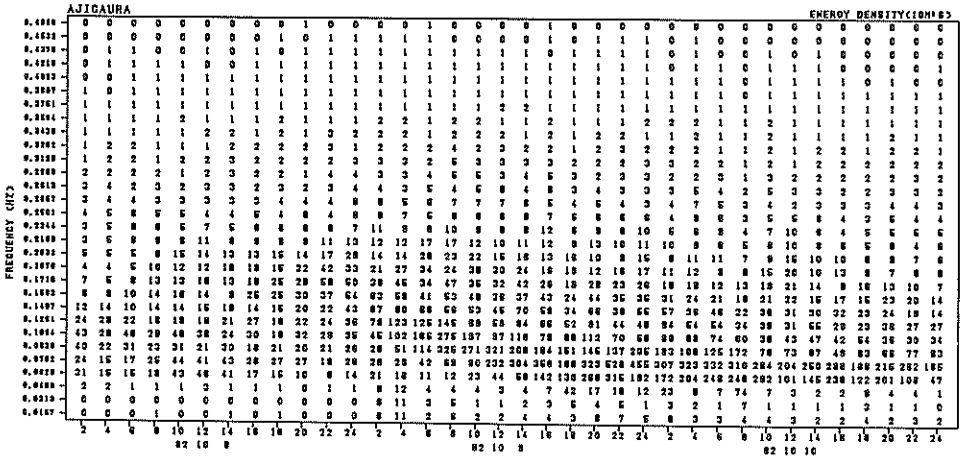

付図－5.14(4)　パワースペクトルの経時変化

(5)　'82年 6 月26日24時～ 6 月28日 2 時

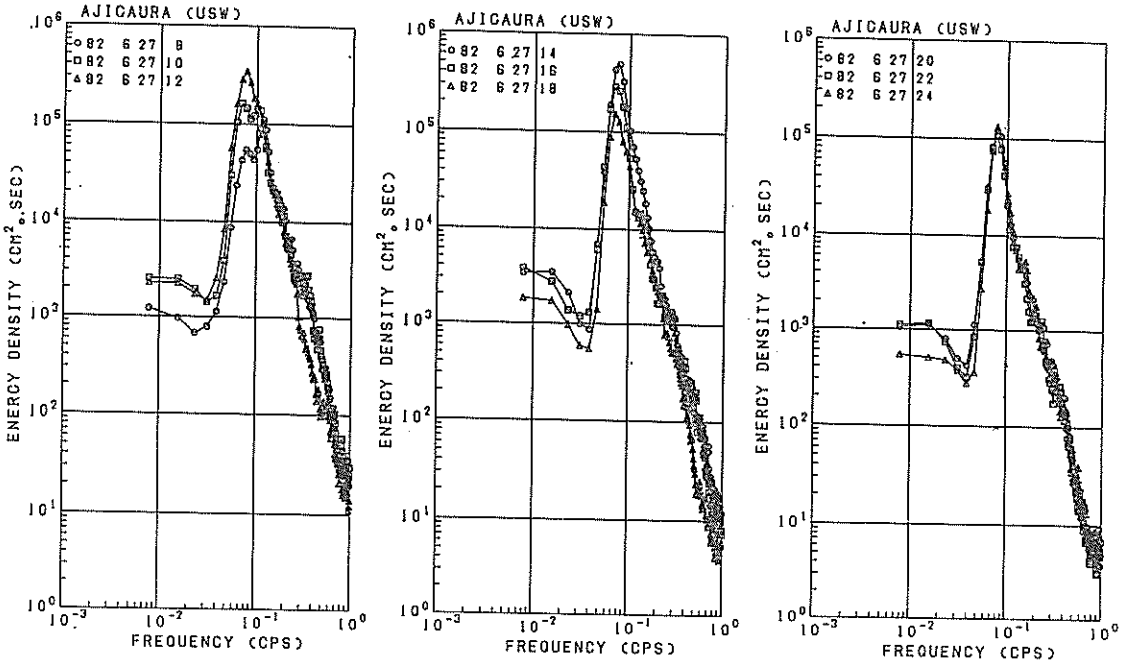

a　　b　　c

付図－4.14(5)　パワースペクトル図

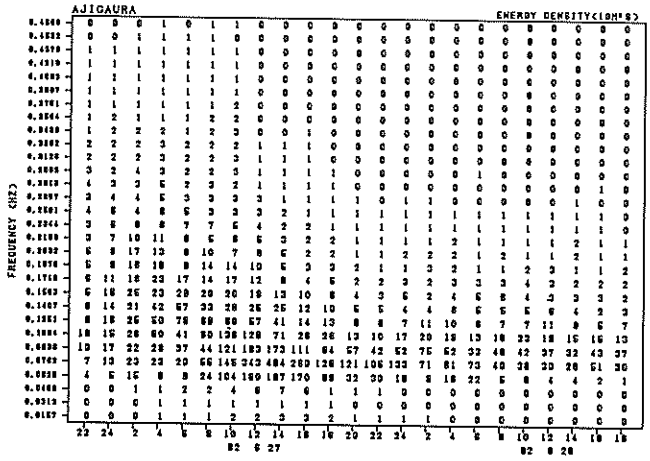

付図－5.14(5)　パワースペクトルの経時変化

15. 鹿 島 港 （5ケース）

(1) ’75年11月9 日24時～11月17日 4 時

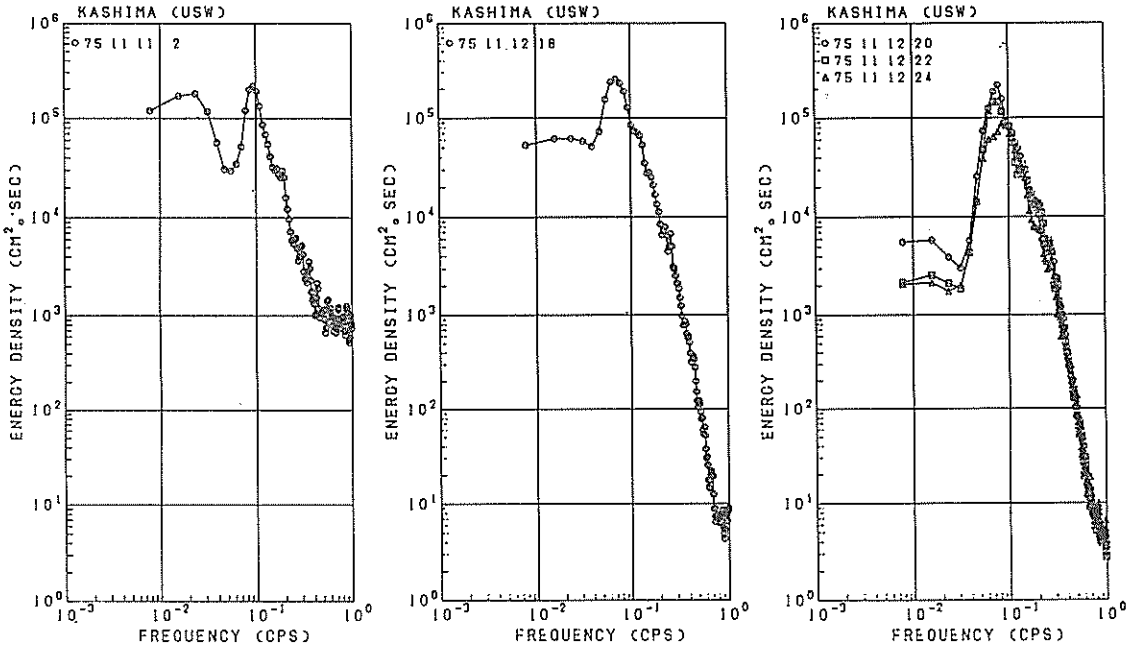

a　　b　　c

付図－4.15(1)　パワースペクトル図

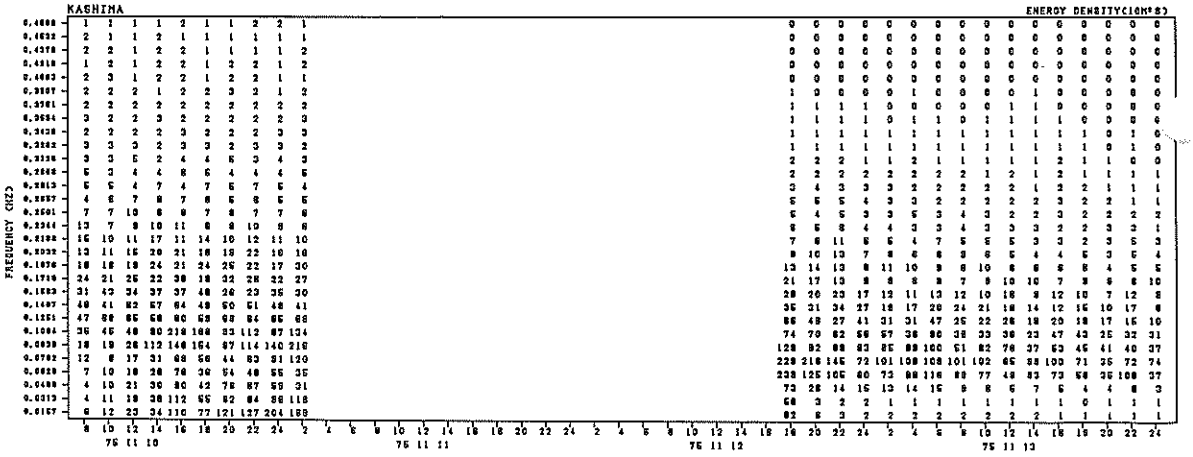

付図－5.15(1)　パワースペクトルの経時変化

(2)　'80年11月26日12時～12月 3 日22時

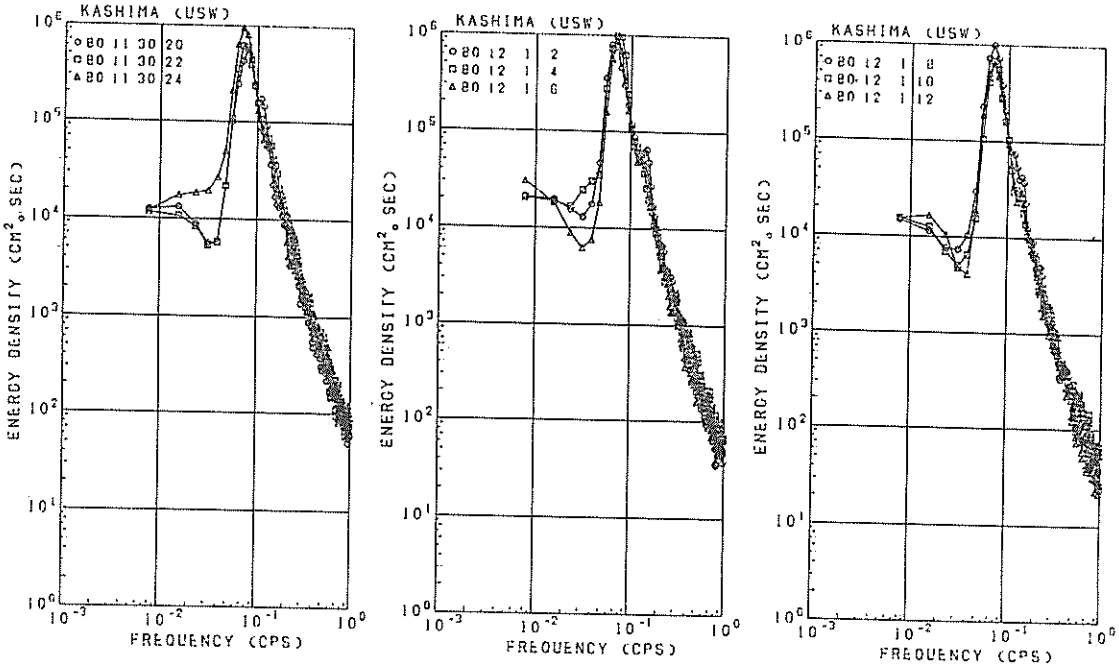

a　　b　　c

付図－4.15(2)　パワースペクトル図



付図－5.15(2)　パワースペクトルの経時変化

(3)　'80年9月26日20時～10月6日10時

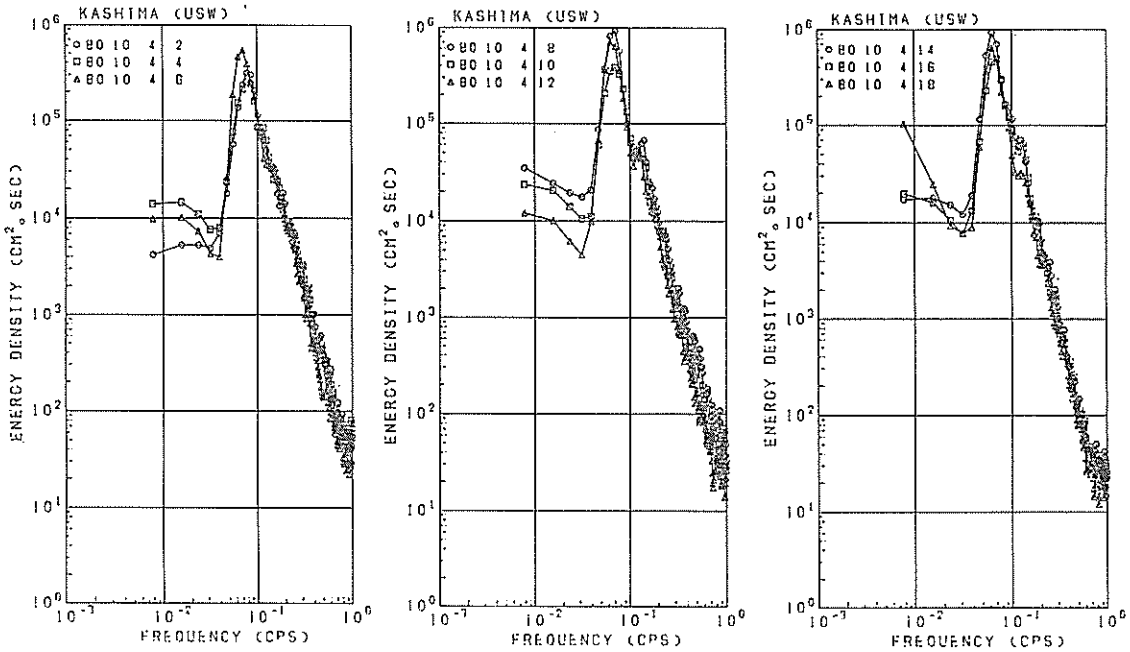

付図－4.15(3)　パワースペクトル図

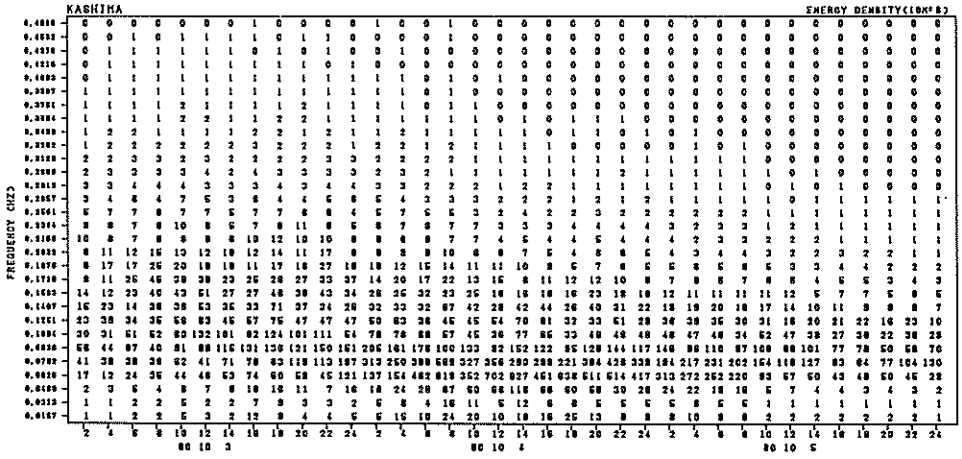

付図－5.15(3)　パワースペクトルの経時変化

(4)　'80年12月23日20時～12月28日12時

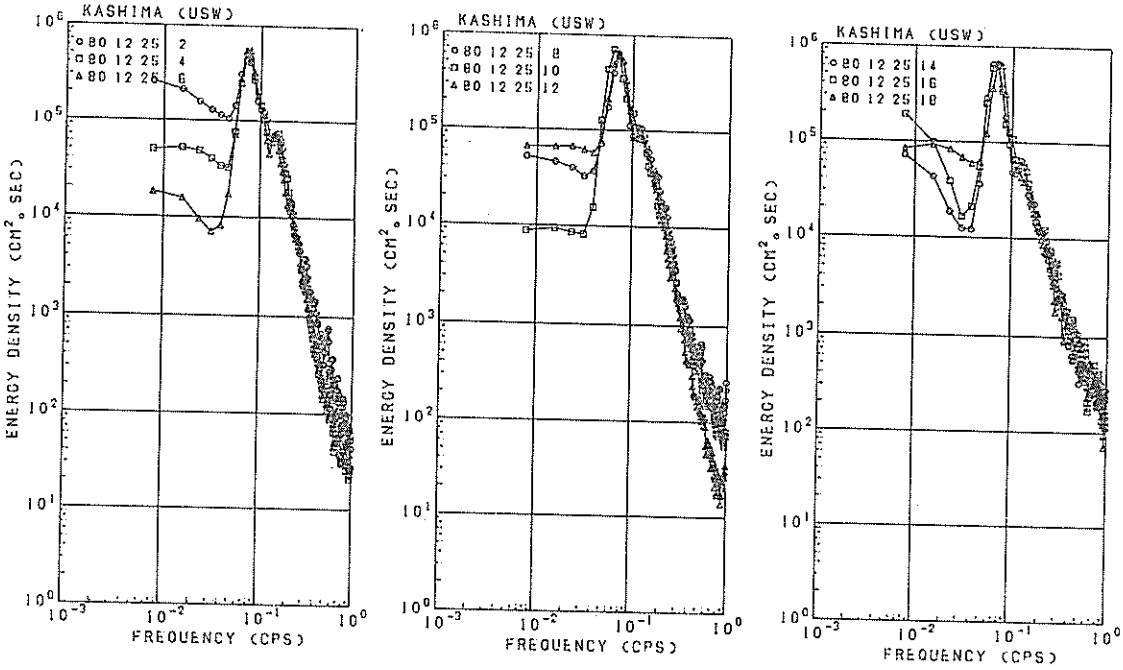

a　　b　　c

付図－4.15(4)　パワースペクトル図



付図－5.15(4)　パワースペクトルの経時変化

(5)　'79年10月5日4時～10月10日20時

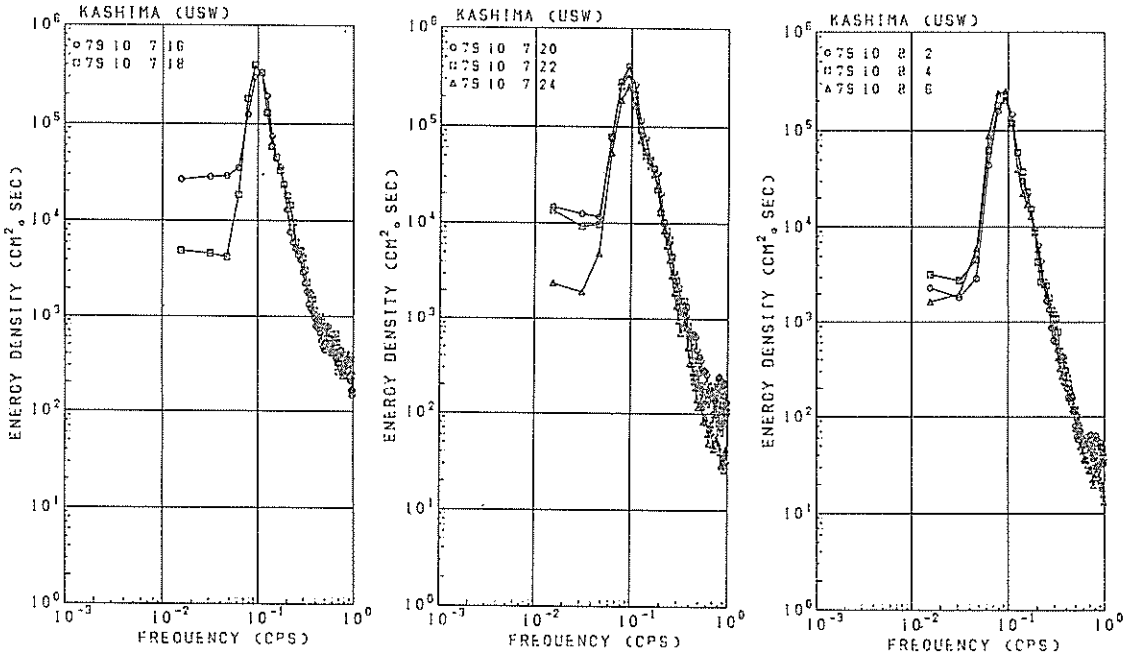

a　　b　　c

付図－4.15(5)　パワースペクトル図

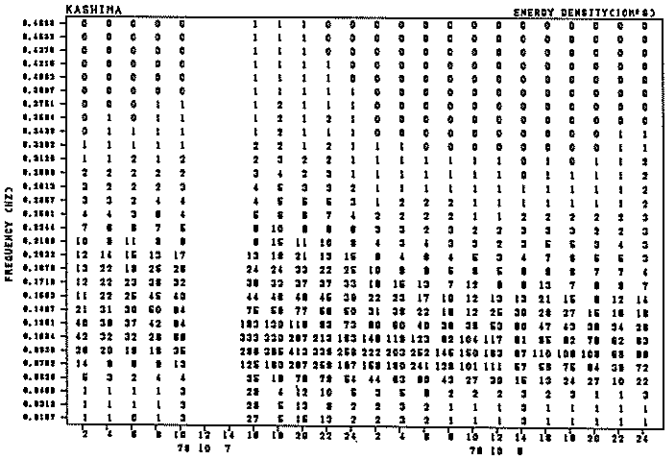

付図－5.15(5)　パワースペクトルの経時変化

16. 浜 金 谷 （5ケース）

(1) ’79年3月30日8時～3月31日20時

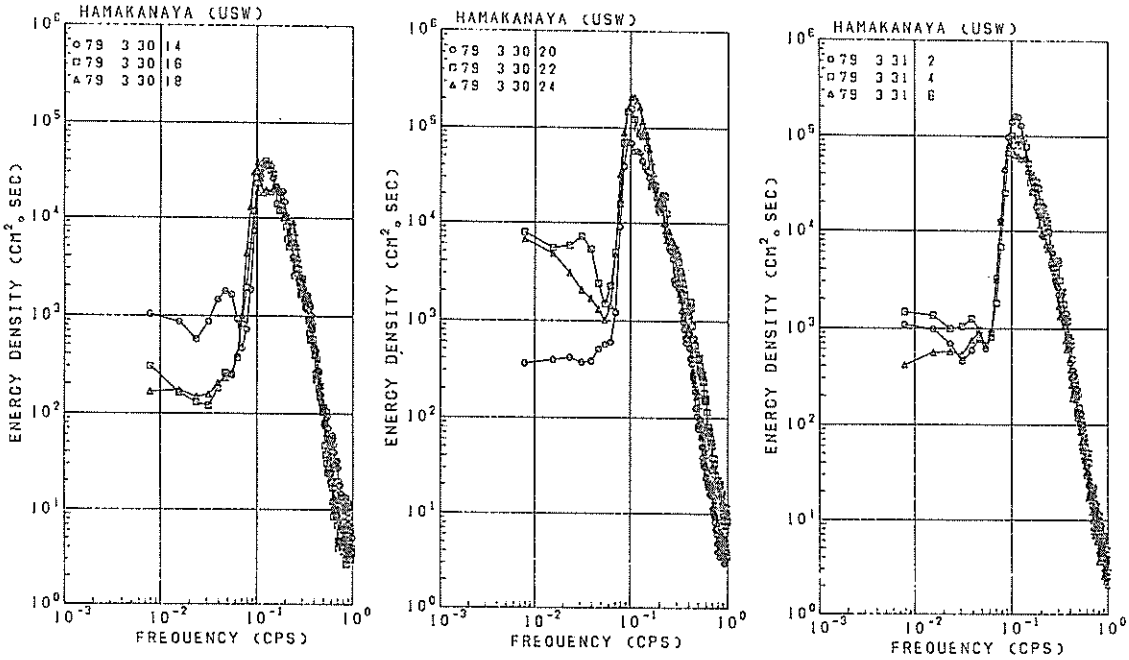

a　　b　　c

付図－4.16(1)　パワースペクトル図

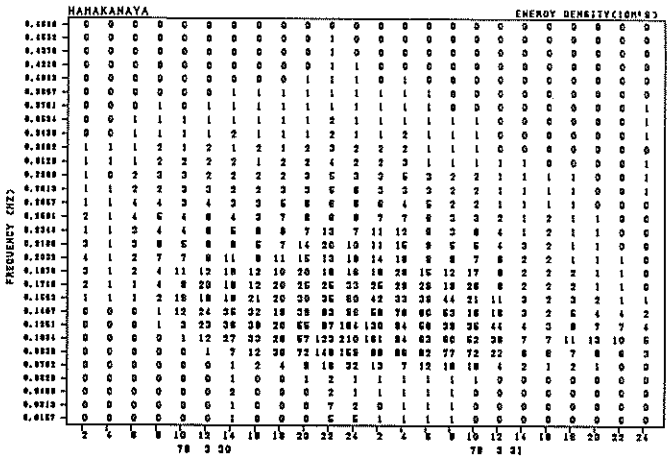

付図－5.16(1)　パワースペクトルの経時変化

(2)　'82年9月12日12時～9月13日14時

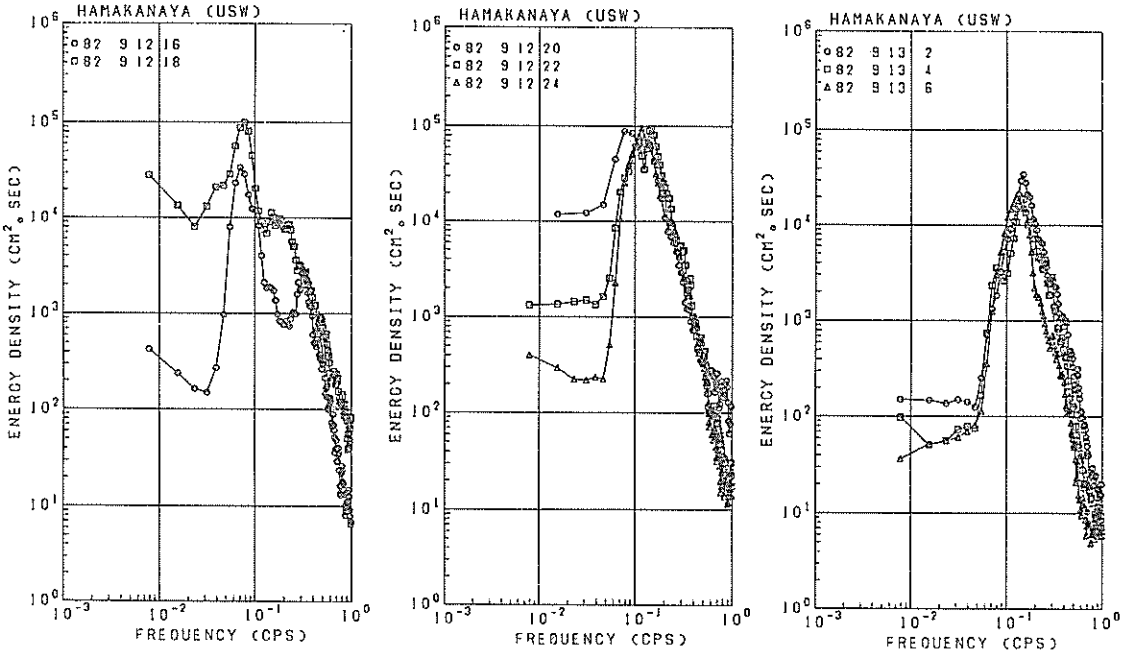

a　　b　　c

付図－4.16(2)　パワースペクトル図

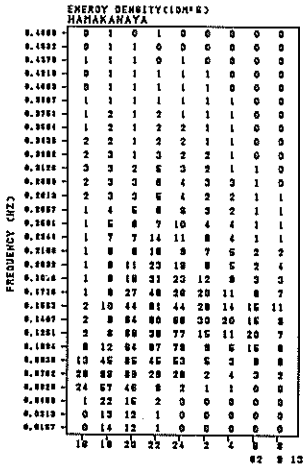

付図－5.16(2)　パワースペクトルの経時変化

(3)　'82年８月１日18時～８月４日20時

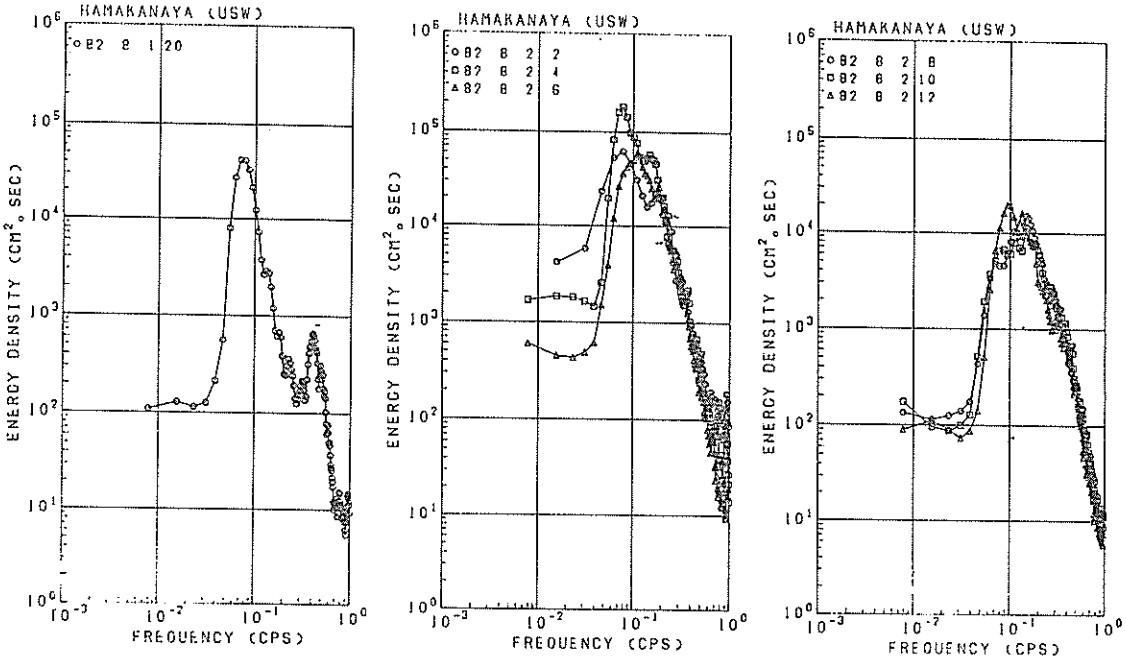

a　　b　　c

付図－4.16(3)　パワースペクトル図



付図－5.16(3)　パワースペクトルの経時変化

(4)　'74年8 月26日10時～ 8 月27日18時

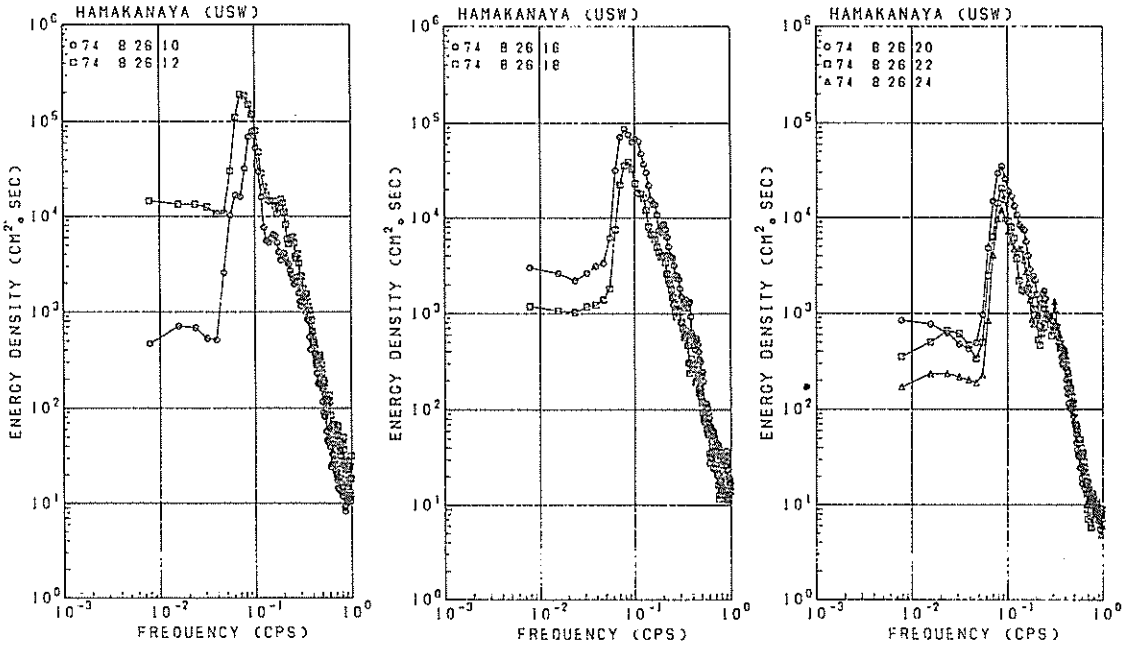

a　　b　　c

付図－4.16(4)　パワースペクトル図

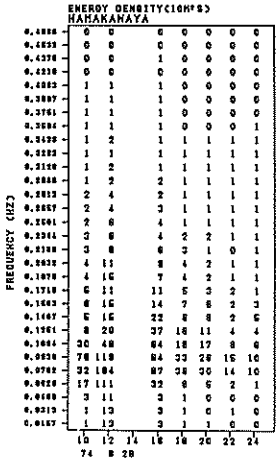

付図－5.16(4)　パワースペクトルの経時変化

(5)　'82年6月3日8時～6月4日22時

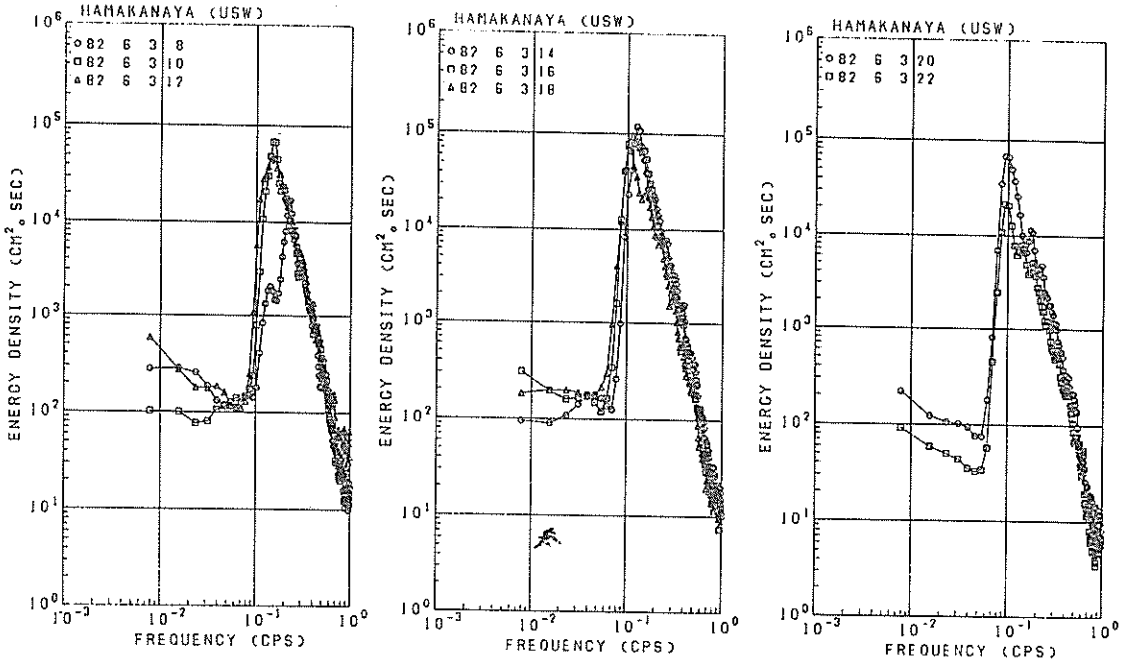

a　　b　　c

付図－4.16(5)　パワースペクトル図



付図－5.16(5)　パワースペクトルの経時変化

17. 波 浮 港 （5ケース）

(1) '81年 8 月19日24時～ 8 月24日 2 時

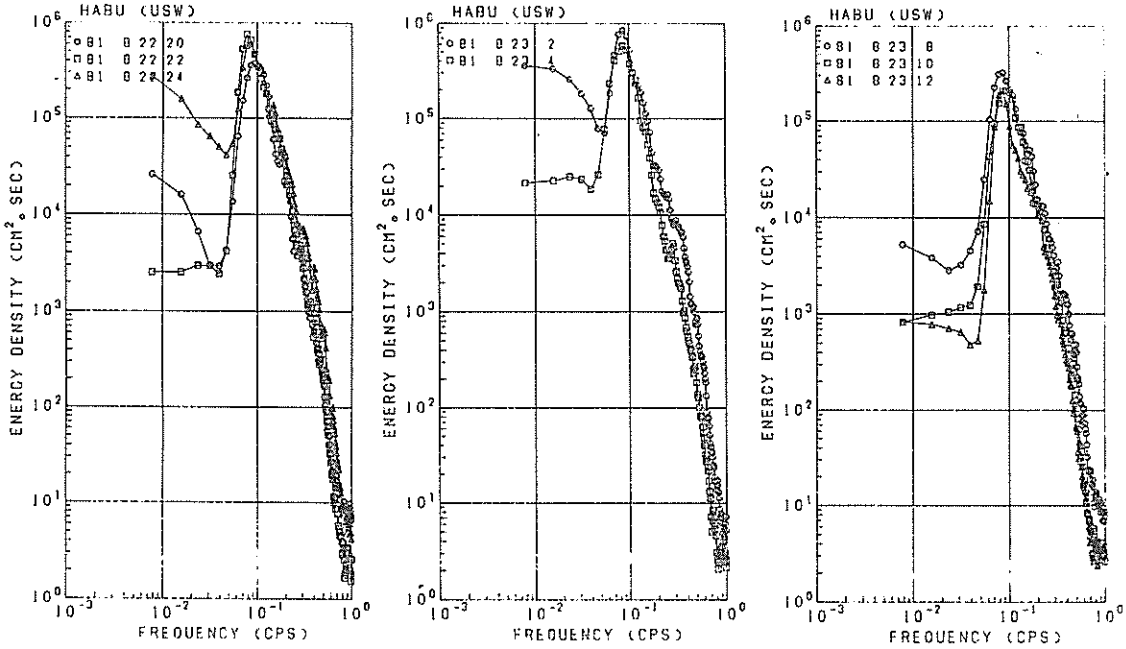

付図－4.17 (1)　パワースペクトル図

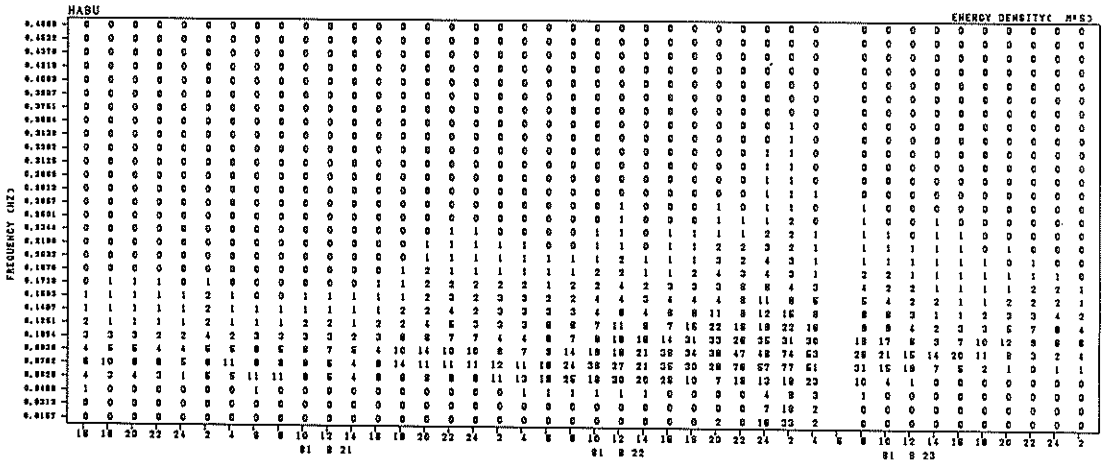

付図－5.17 (1)　パワースペクトルの経時変化

(2)　'79年 5 月14日 8 時～ 5 月16日 14時

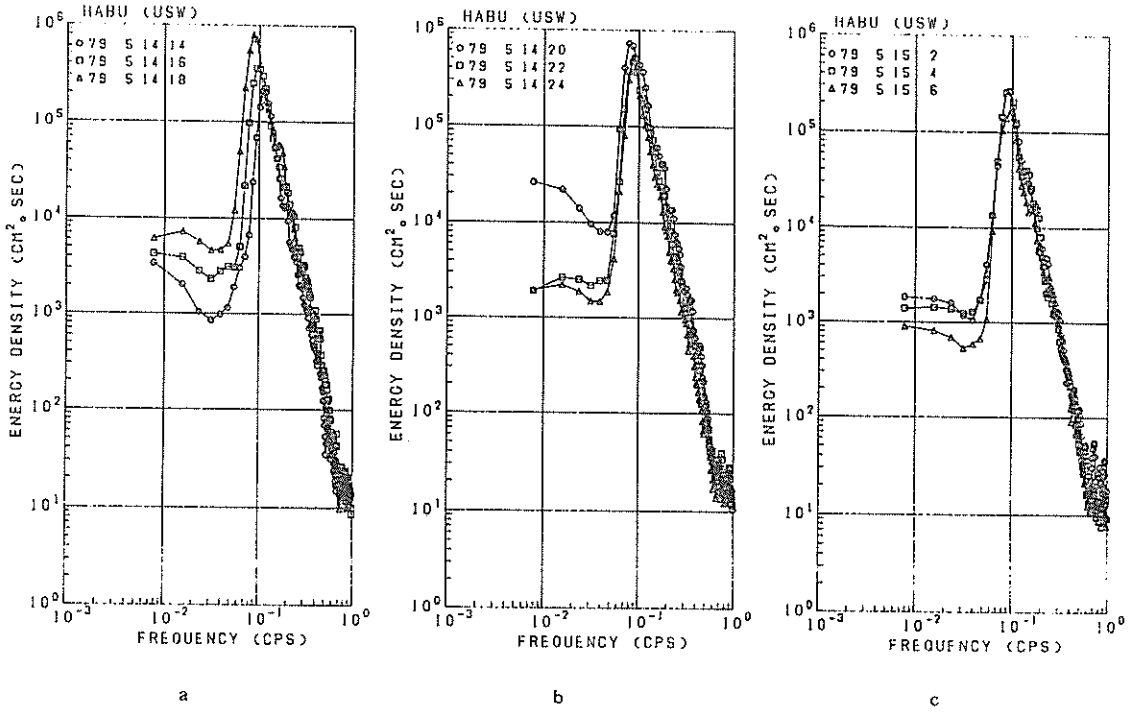

付図－4.17(2)　パワースペクトル図

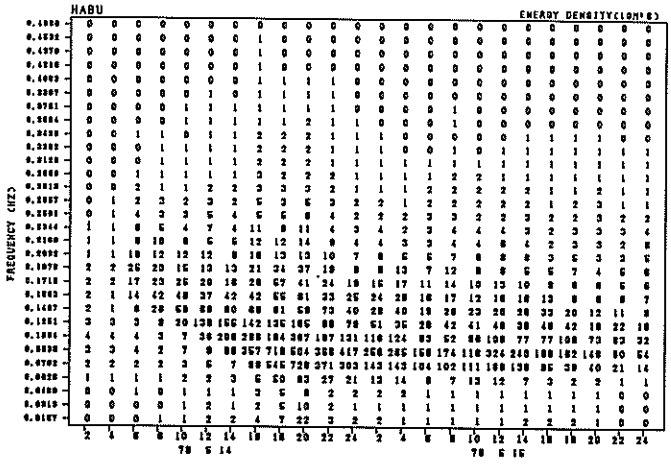

付図－5.17(2)　パワースペクトルの経時変化

(3)　'81年 10月18日 24時～ 10月24日 16時

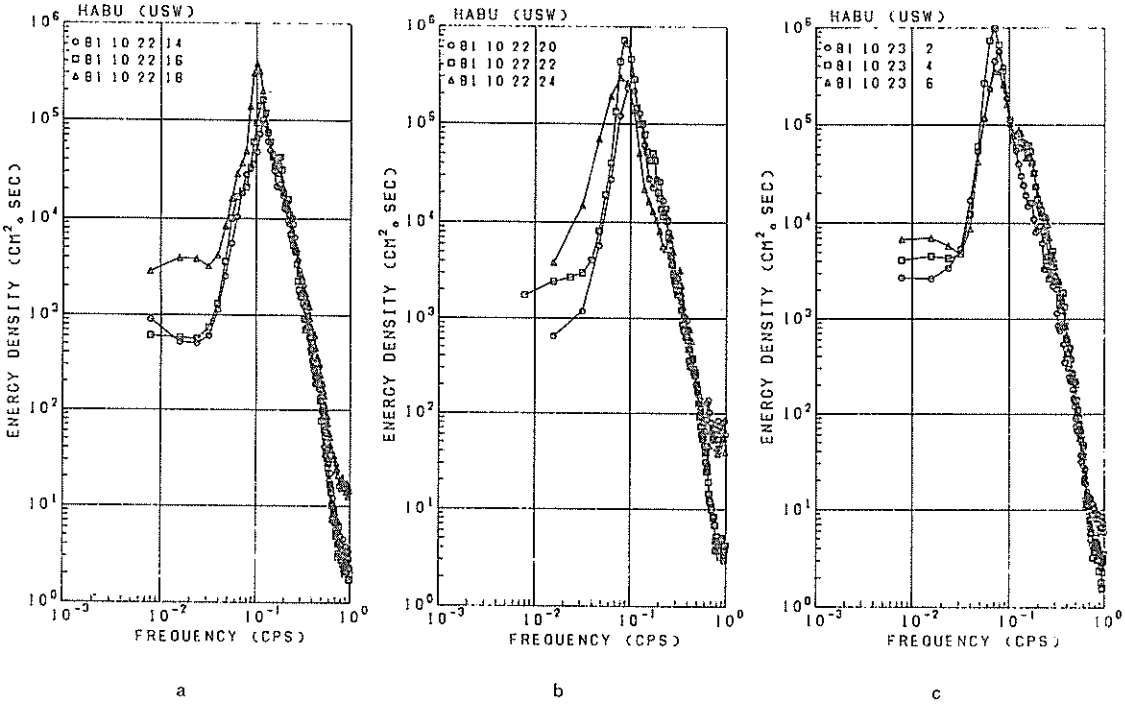

付図－4.17(3)　パワースペクトル図



付図－5.17(3)　パワースペクトルの経時変化

(4)　'82年 7 月27日22時～ 8 月 4 日18時

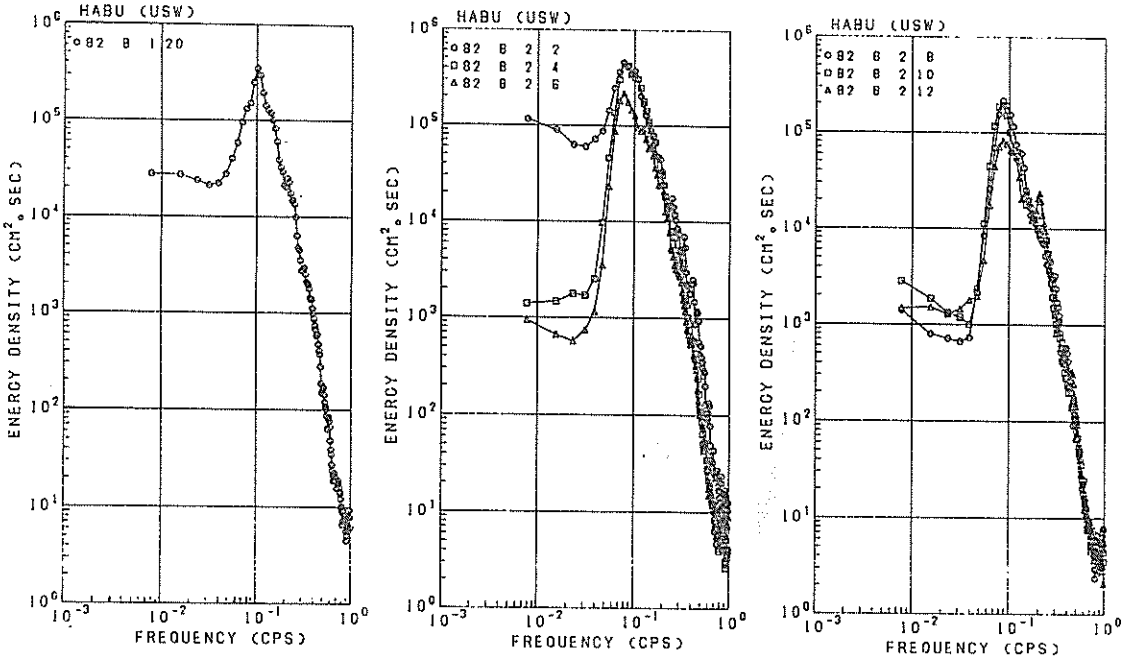

a　　b　　c

付図－4.17 (4)　パワースペクトル図

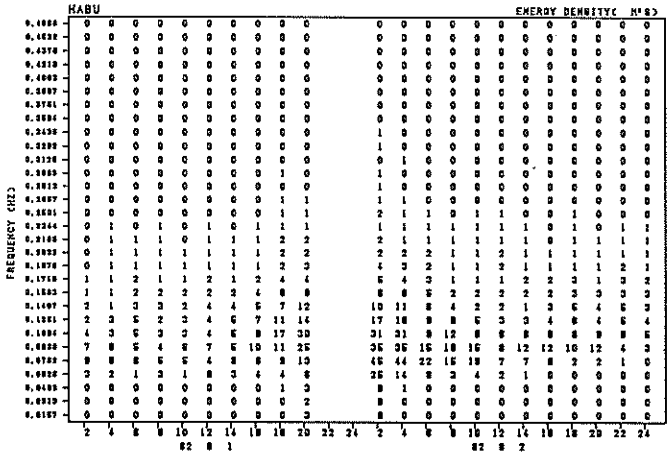

付図－5.17 (4)　パワースペクトルの経時変化

(5)　'84年 10月10日 4 時～ 10月16日 12時

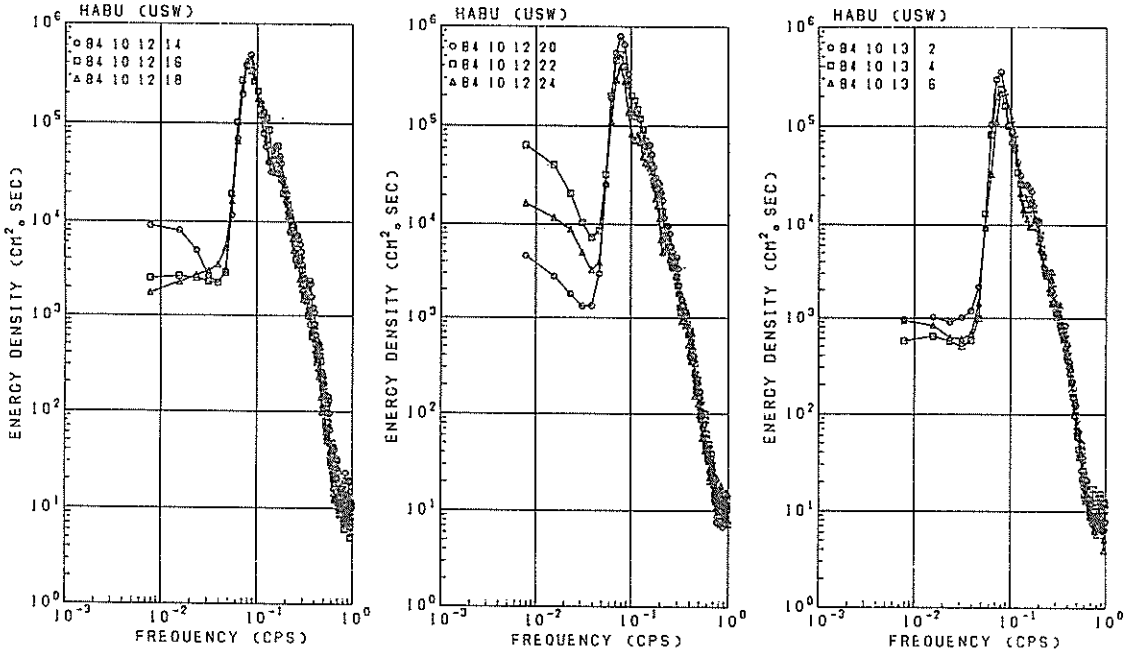

a　　b　　c

付図－4.17(5)　パワースペクトル図



付図－5.17(5)　パワースペクトルの経時変化

18. 潮　　岬　（5ケース）

(1)　'82年 8 月24日14時～ 8 月28日 6 時

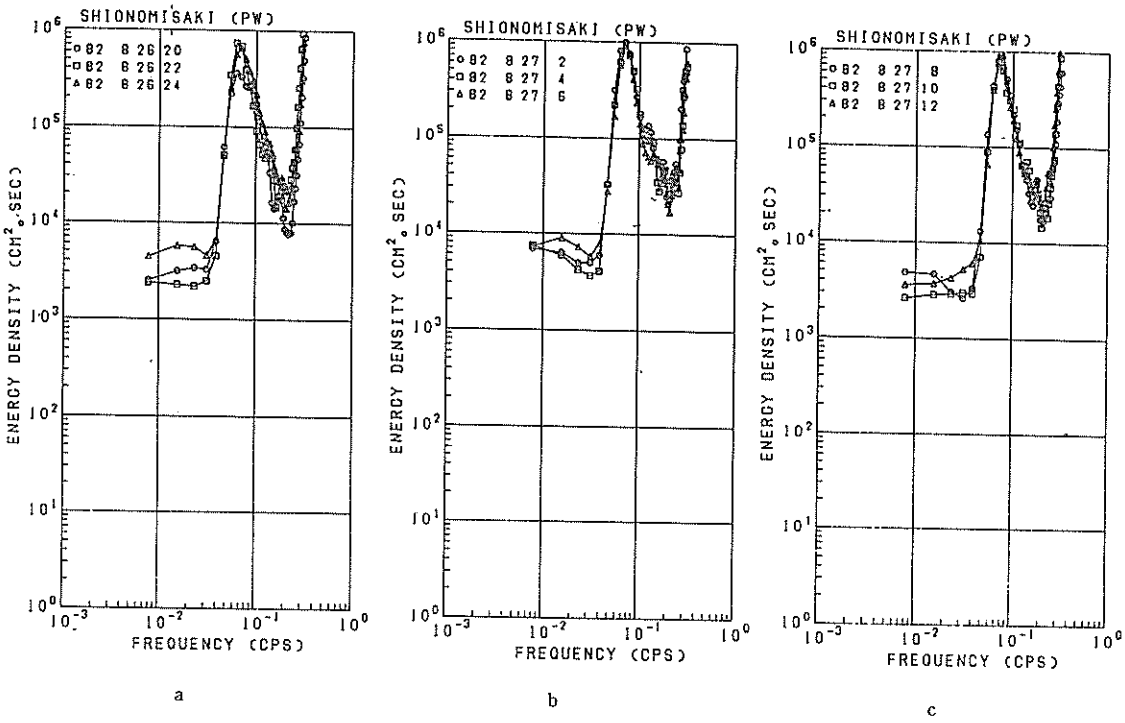

付図－4.18(1)　パワースペクトル図

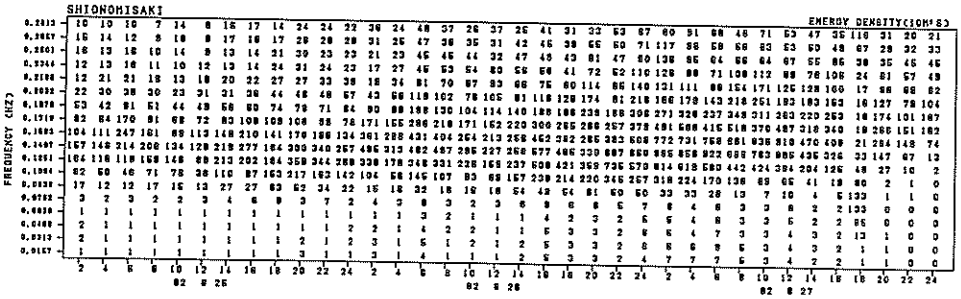

付図－5.18(1)　パワースペクトルの経時変化

(2)　'72年 1 月31日22時～ 2 月 1 日24時

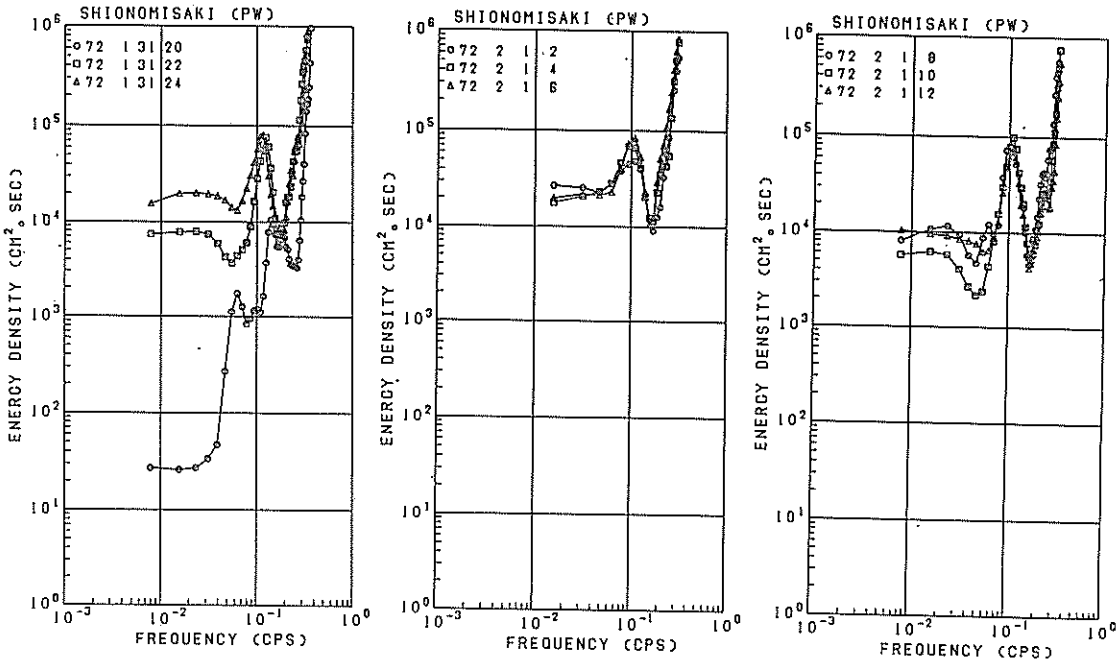

a　　b　　c

付図― 4. 18 (2)　パワースペクトル図

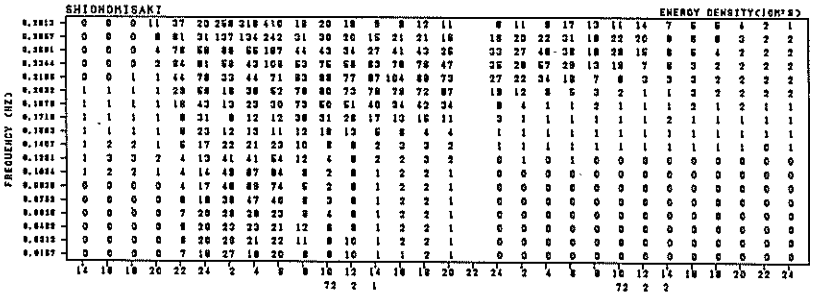

付図― 5. 18 (2)　パワースペクトルの経時変化

(3)　'83年 9 月28日10時～ 9 月29日 4 時

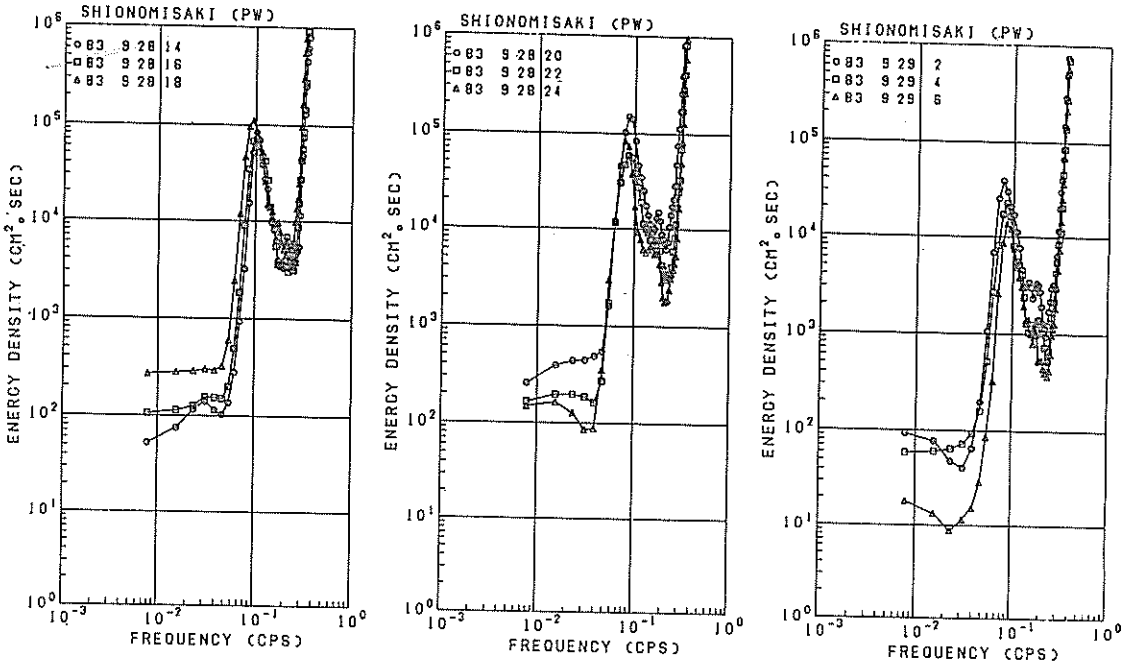

a　　b　　c

付図－ 4.18(3)　パワースペクトル図



付図－ 5.18(3)　パワースペクトルの経時変化

(4)　'82年 9 月24日 24時～ 9 月25日 20時

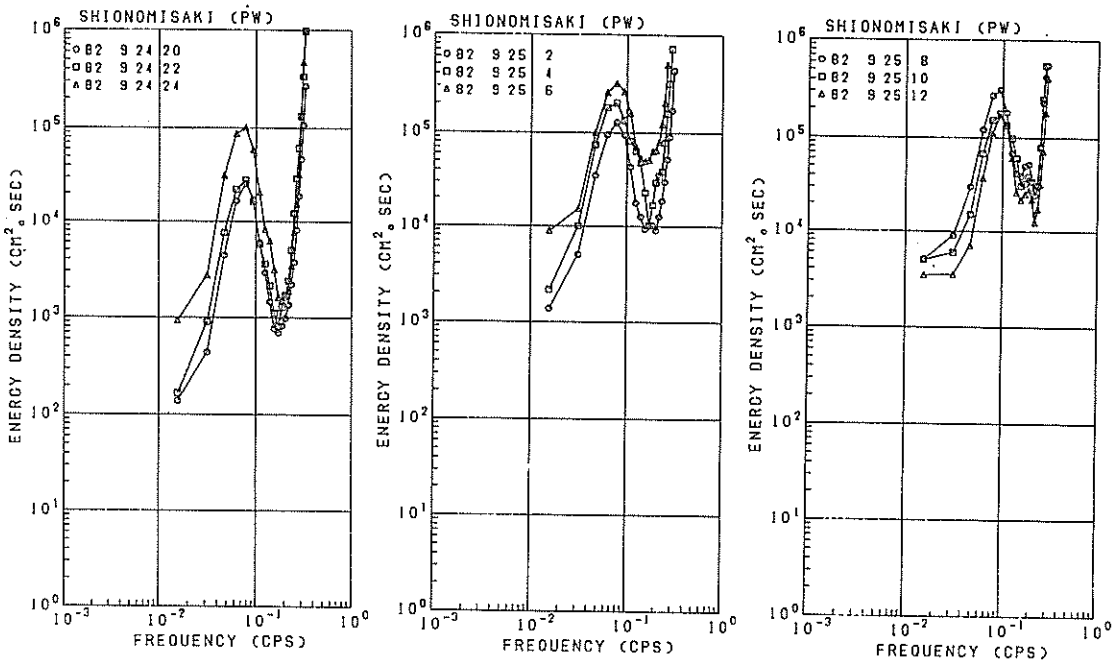

a　　b　　c

付図－4.18(4)　パワースペクトル図

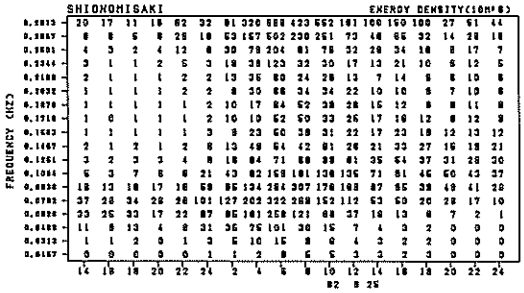

付図－5.18(4)　パワースペクトルの経時変化

(5)　'81年10月22日 6 時～10月22日24時

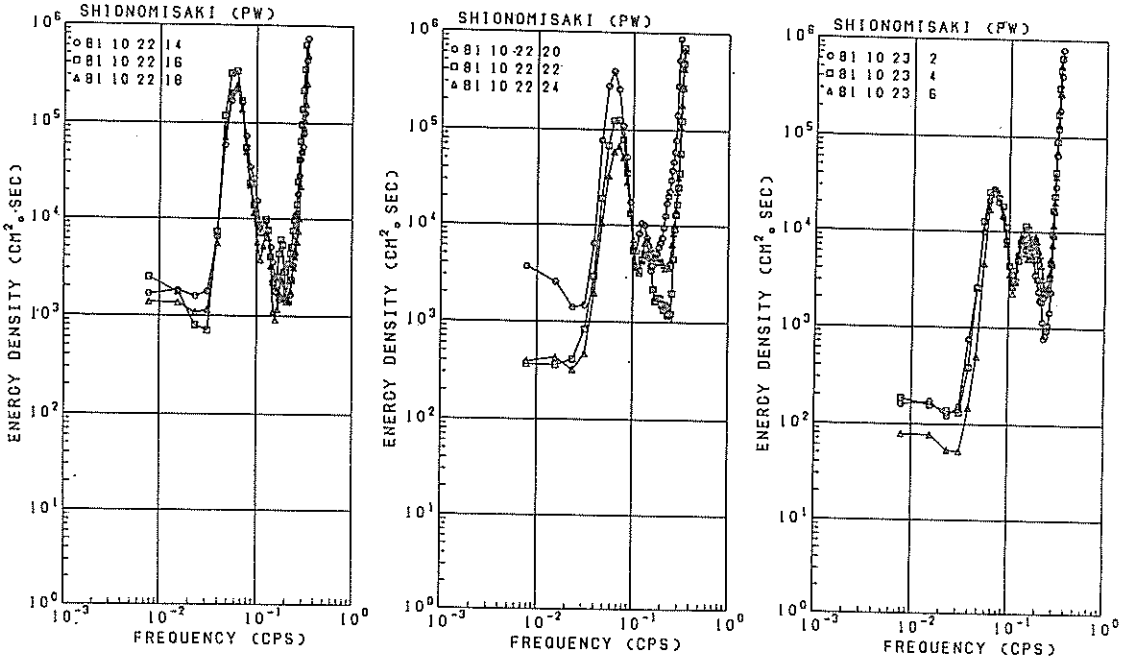

a　　b　　c

付図－4.18(5)　パワースペクトル図

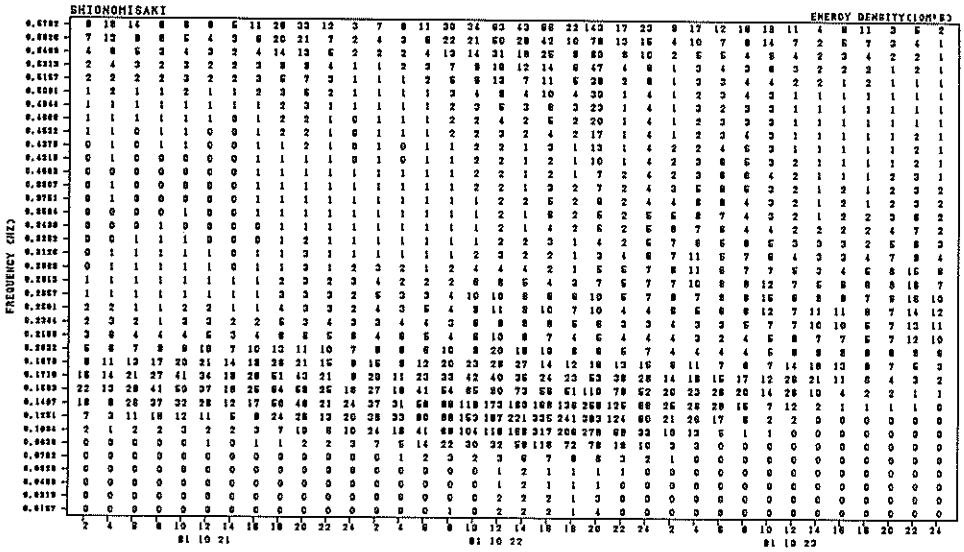

付図－5.18(5)　パワースペクトルの経時変化

19. 高 知 沖 （5ケース）

(1) '82年 9 月24日18時～ 9 月25日18時

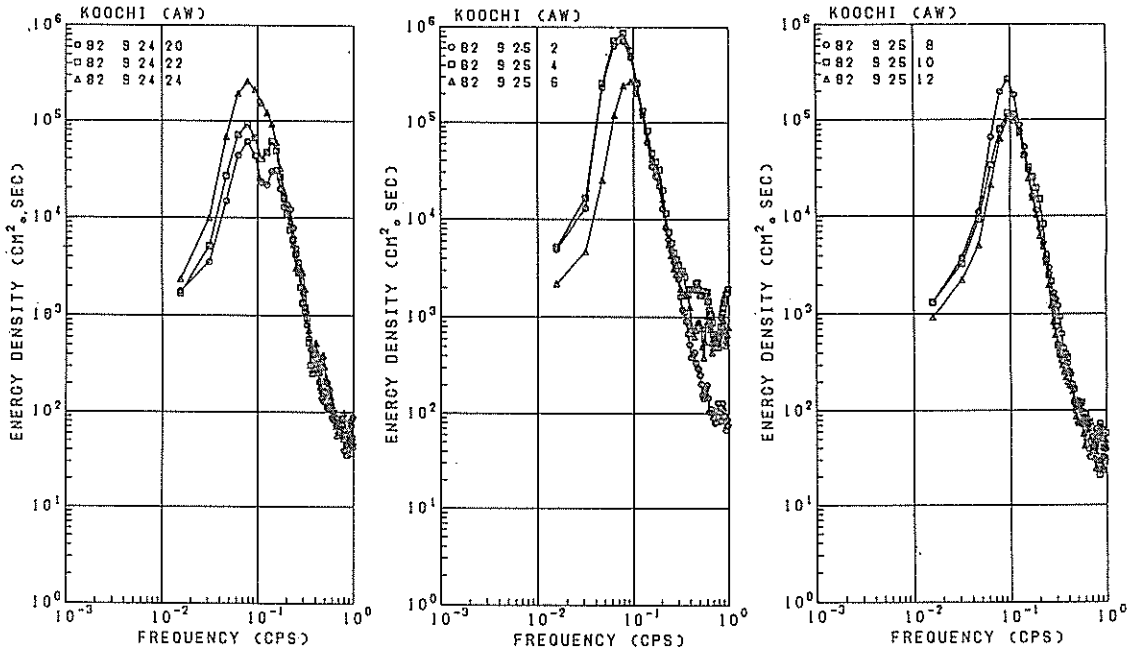

a　　b　　c

付図－4.19(1)　パワースペクトル図

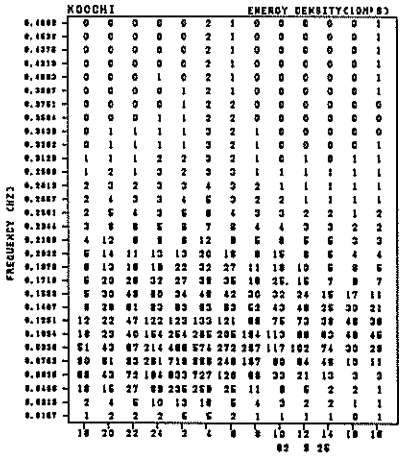

付図－5.19(1)　パワースペクトルの経時変化

(2)　'82年 8 月24日 6 時～ 8 月28日 8 時

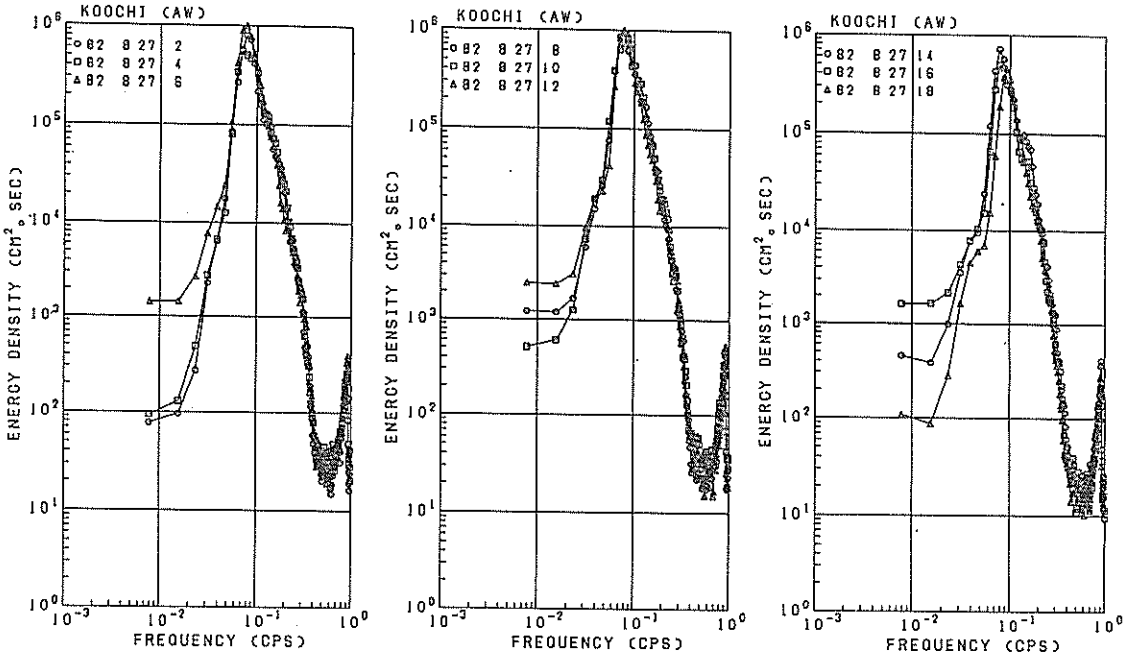

付図－4.19(2)　パワースペクトル図

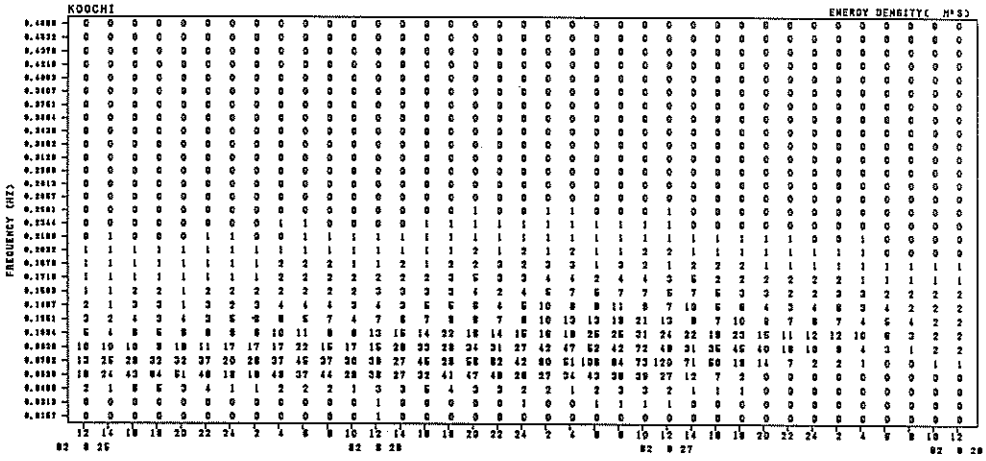

付図－5.19(2)　パワースペクトルの経時変化

(3)　'81年 7 月29日16時～ 8 月 1 日 4 時

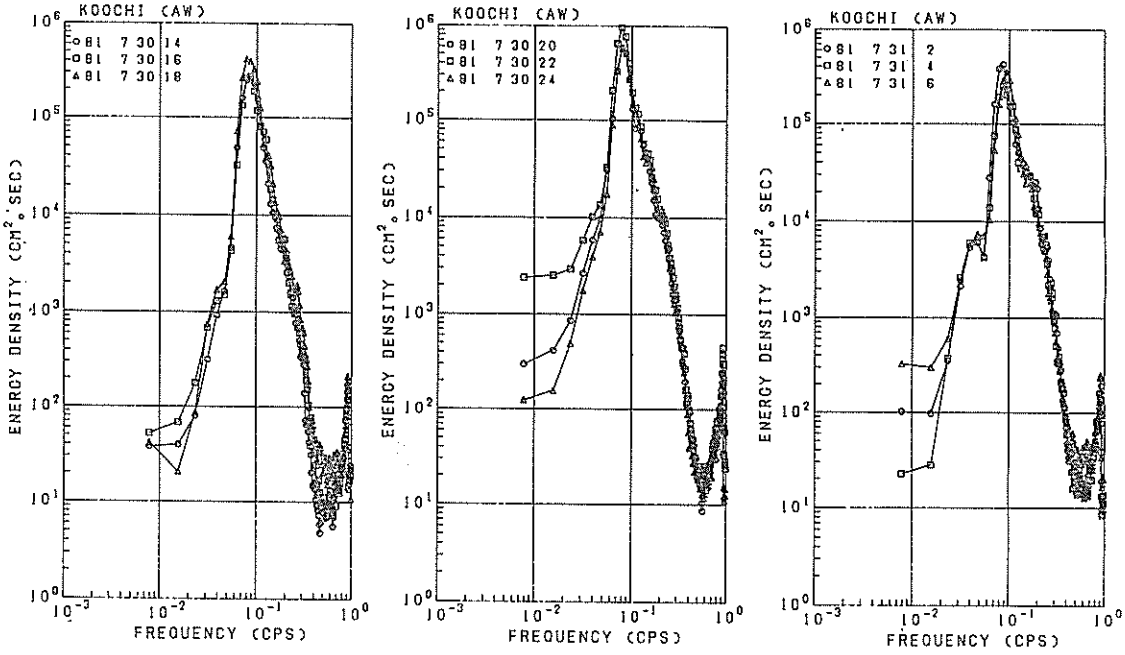

a　　b　　c

付図－ 4.19 (3)　パワースペクトル図



付図－ 5.19 (3)　パワースペクトルの経時変化

(4)　'81年10月21日 6 時～10月23日 2 時

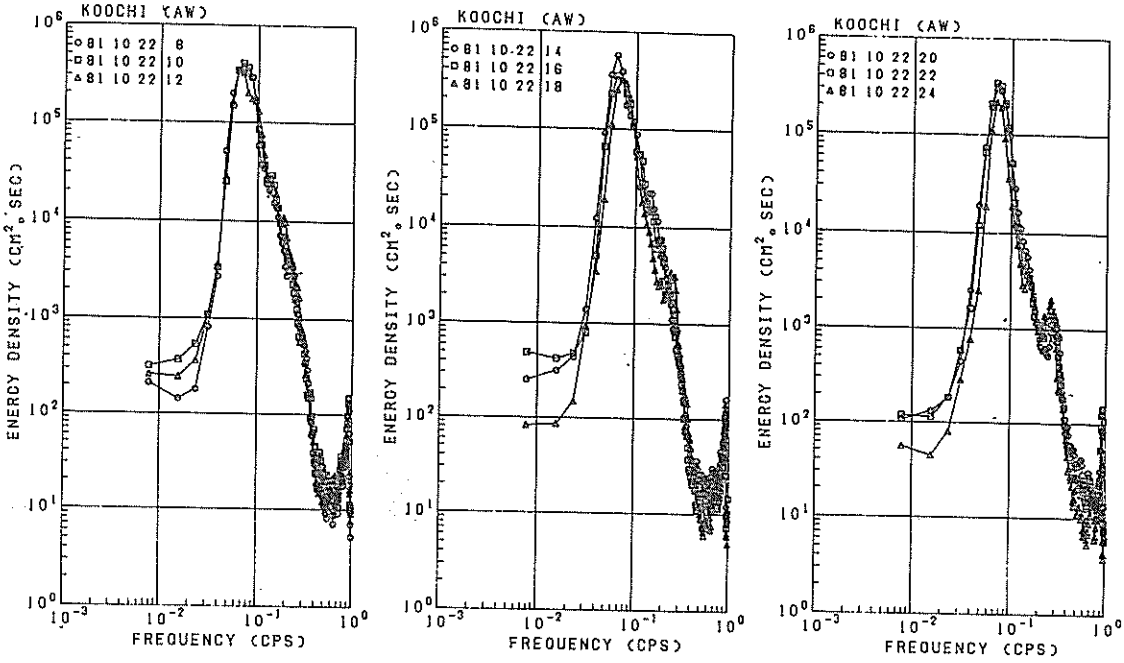

付図－4.19(4)　パワースペクトル図

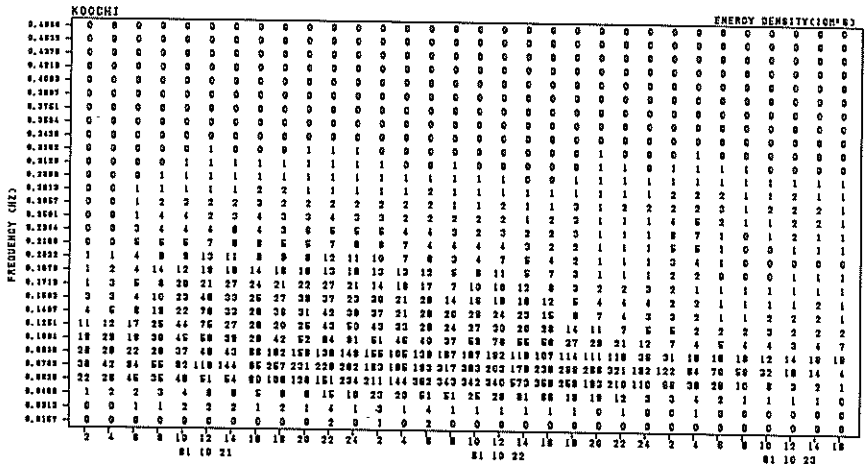

付図－5.19(4)　パワースペクトルの経時変化

(5)　'82年 11月 29日 10時～ 11月 30日 20時

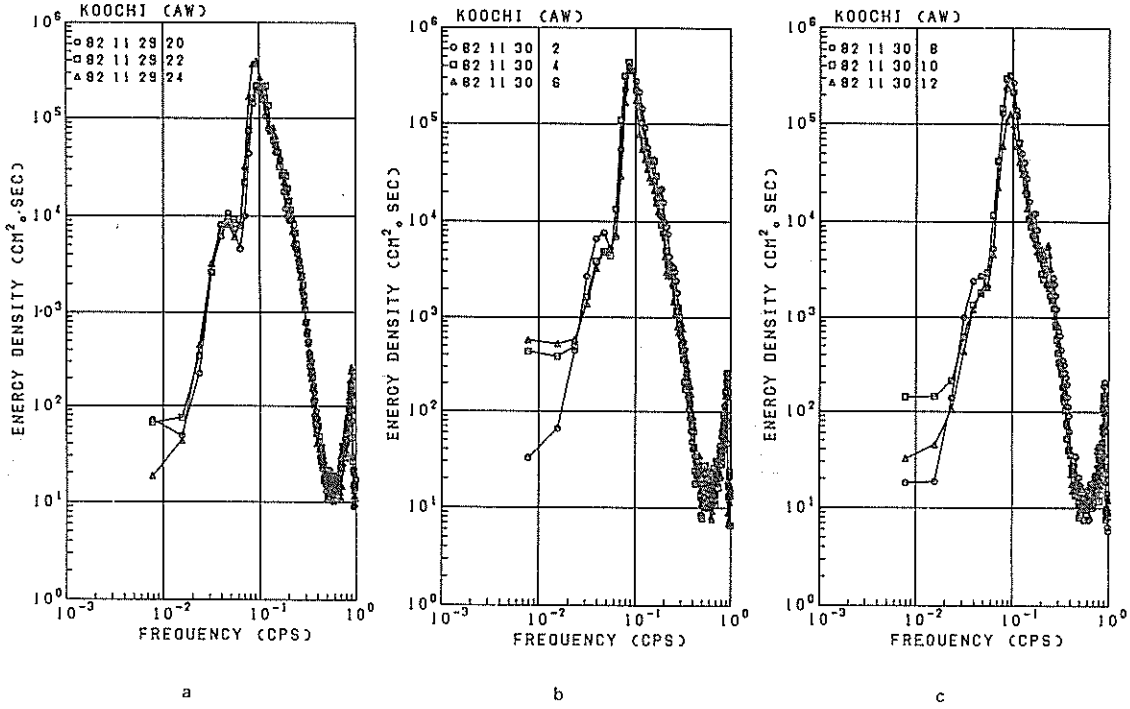

付図－4.19(5)　パワースペクトル図

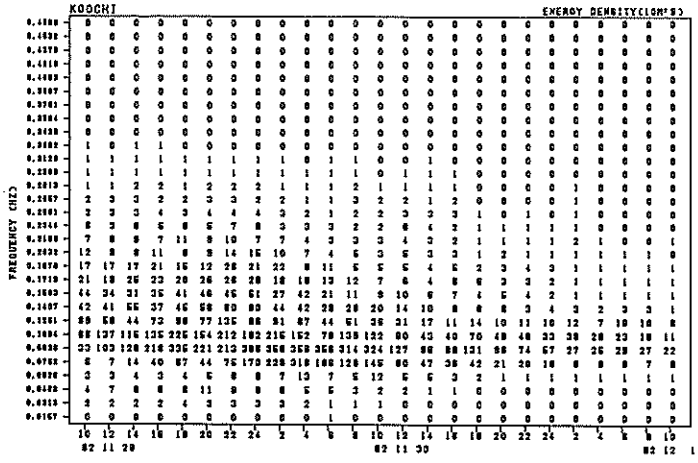

付図－5.19(5)　パワースペクトルの経時変化

20. 鳥 取 港 （5ケース）

(1) '81年12月1日22時～12月3日4時

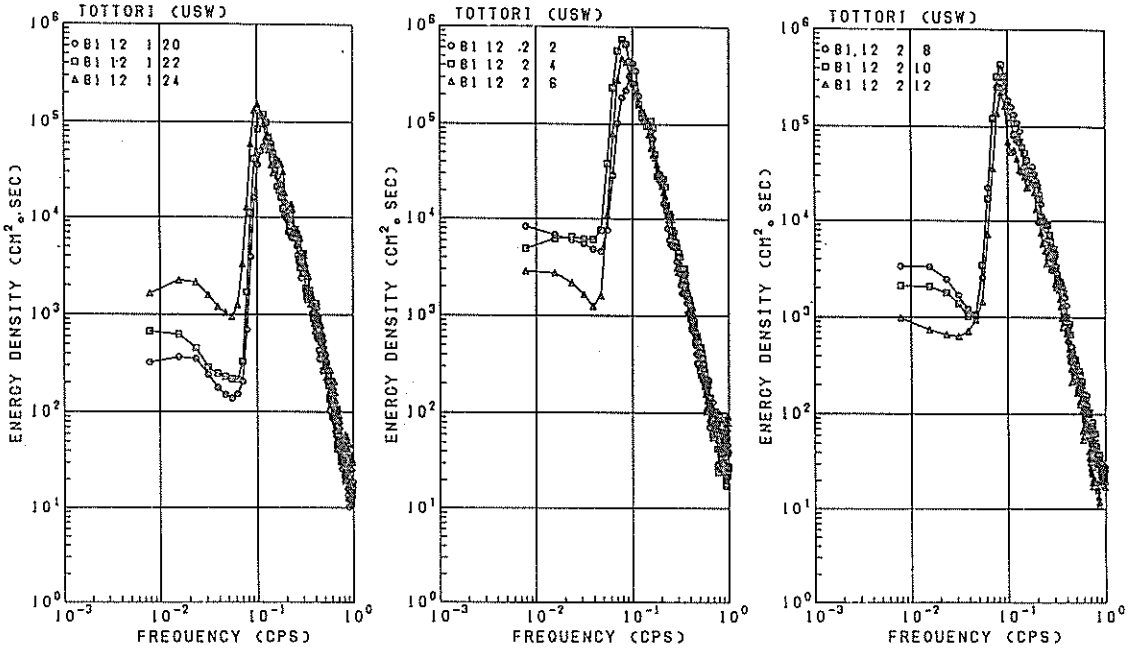

付図－4.20(1)　パワースペクトル図

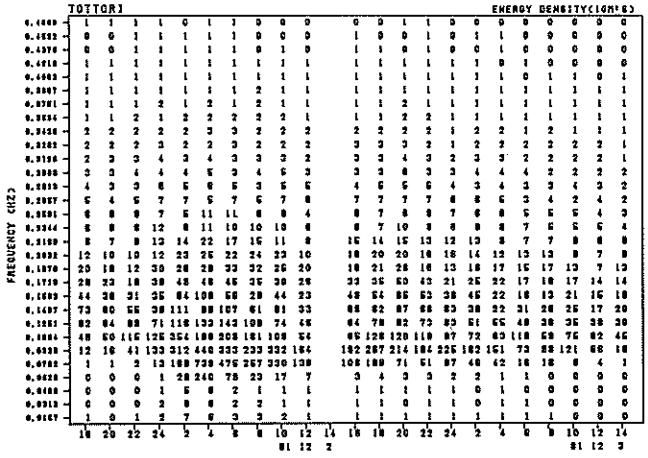

付図－5.20(1)　パワースペクトルの経時変化

(2)　'82年11月24日10時～11月25日6時

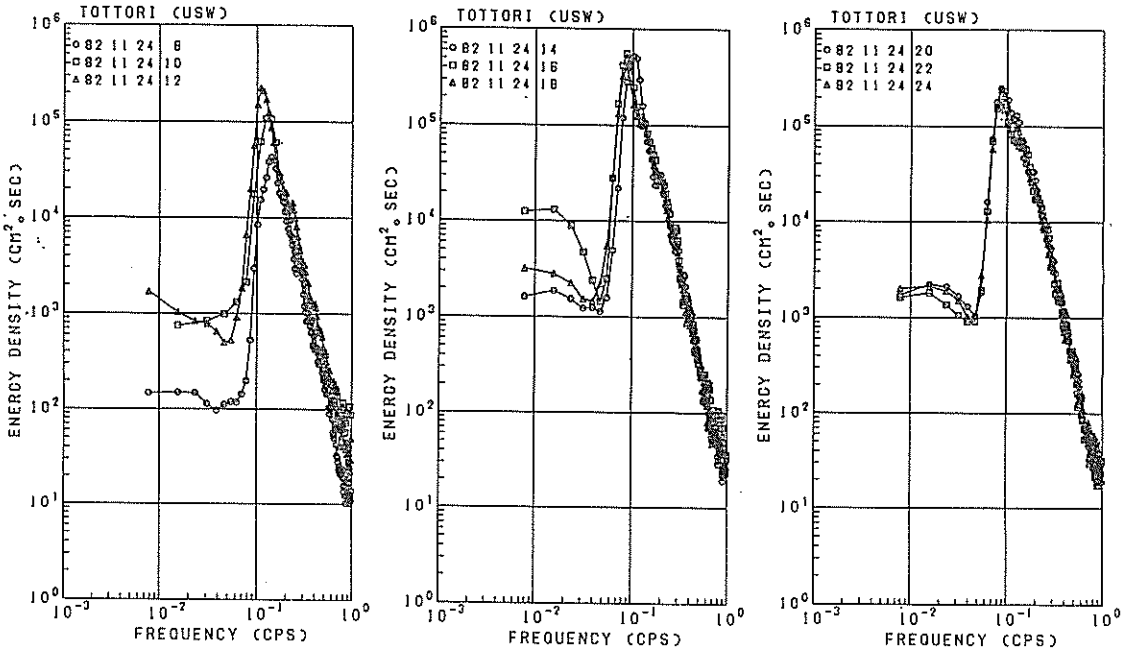

a　　b　　c

付図－4.20(2)　パワースペクトル図

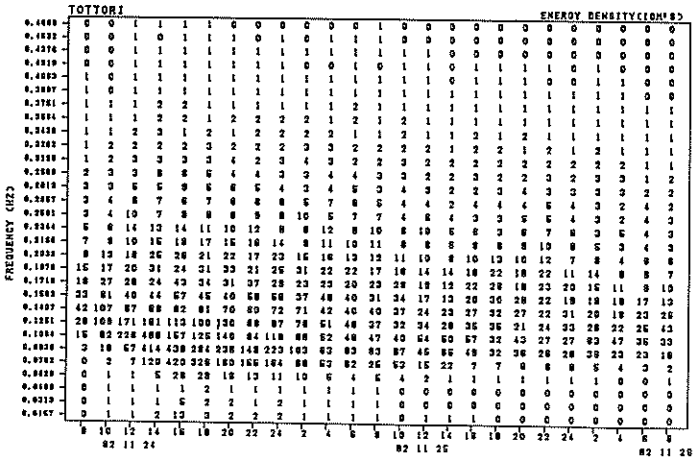

付図－5.20(2)　パワースペクトルの経時変化

(3)　'82年 4 月 9 日16時～ 4 月11日 10時

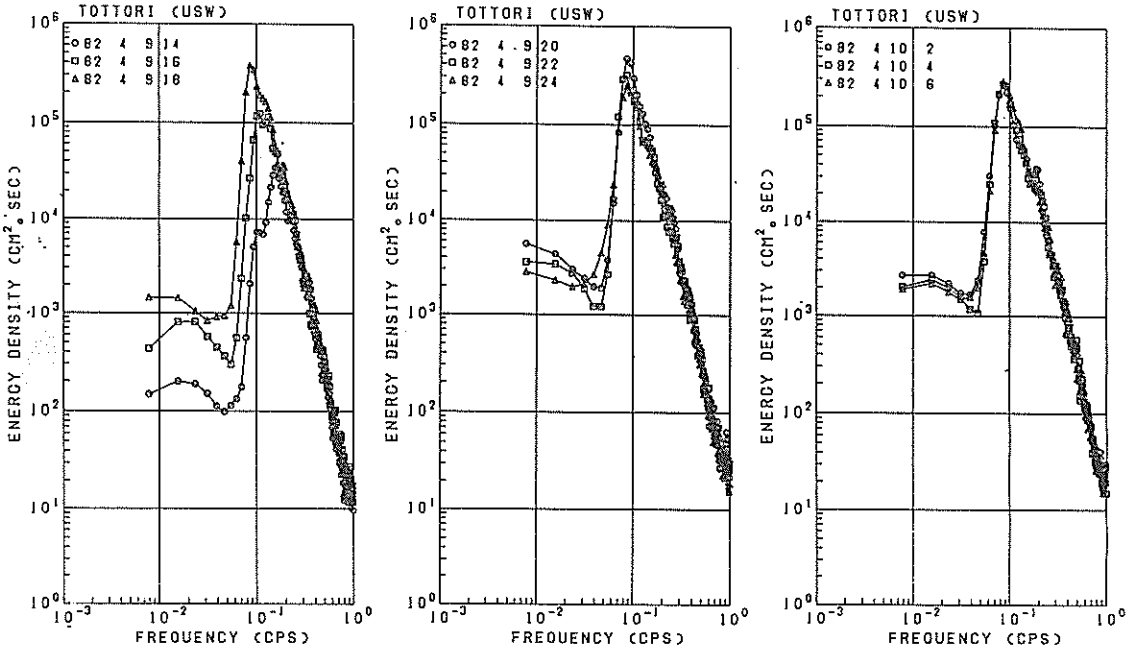

付図－4.20(3)　パワースペクトル図

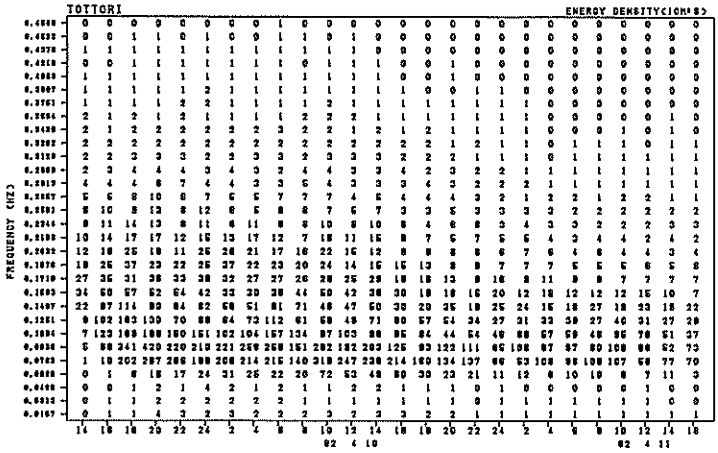

付図－5.20(3)　パワースペクトルの経時変化

(4)　'80年12月24日16時～12月25日14時

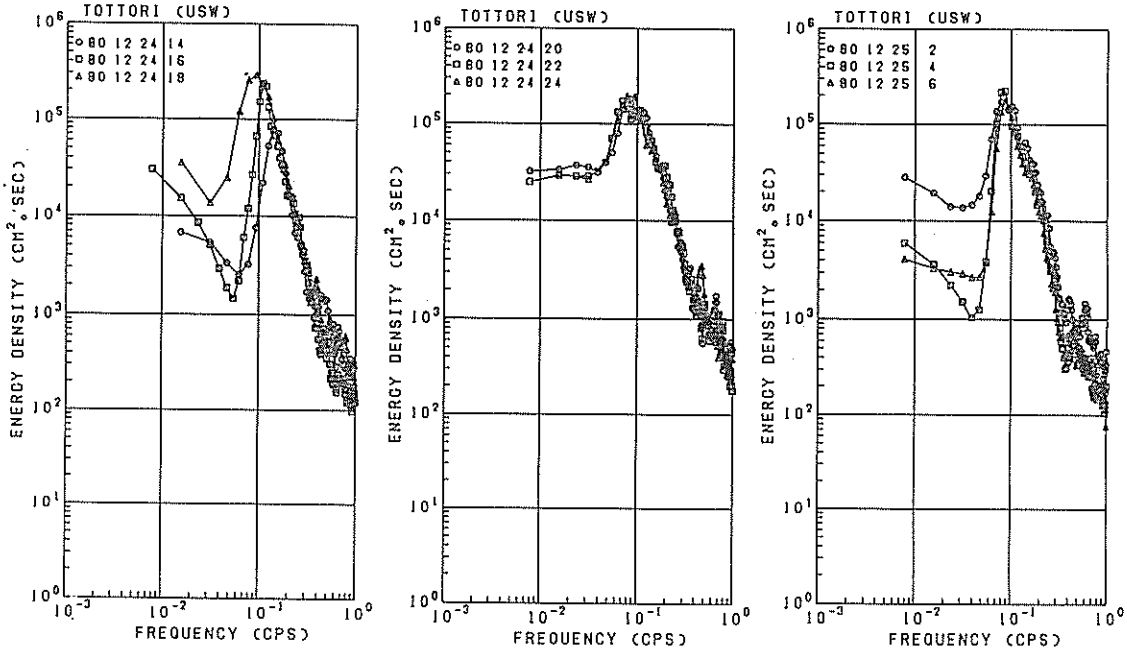

a　　b　　c

付図－4.20(4)　パワースペクトル図

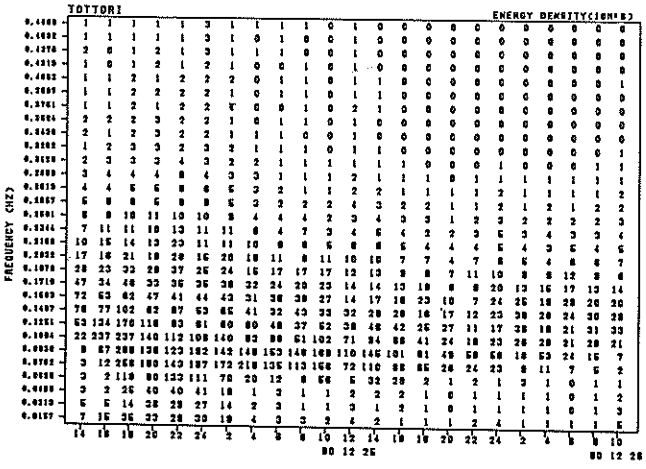

付図－5.20(4)　パワースペクトルの経時変化

(5)　'83年 3 月17日 14時～ 3 月18日 22時

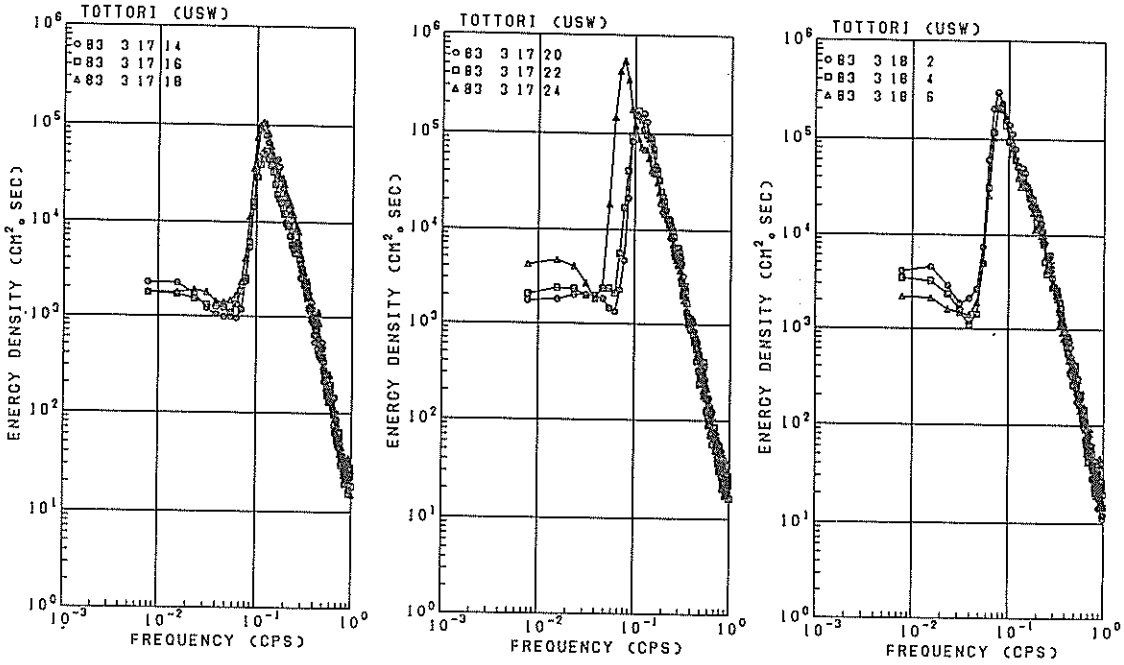

a　　b　　c

付図－4.20(5)　パワースペクトル図

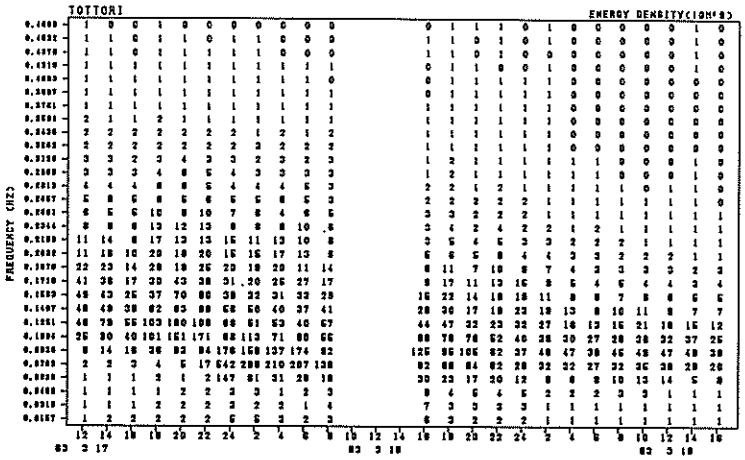

付図－5.20(5)　パワースペクトルの経時変化

21. 浜 田 港 （5ケース）

(1) '80年12月23日14時～12月31日12時

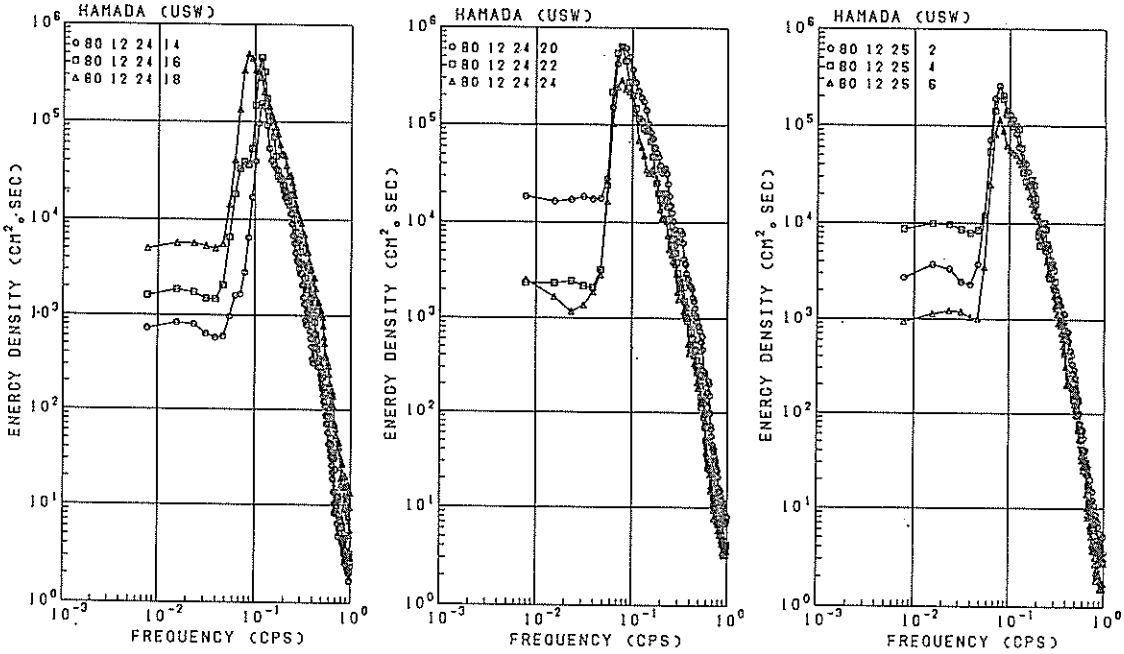

a　　b　　c

付図－4.21 (1)　パワースペクトル図

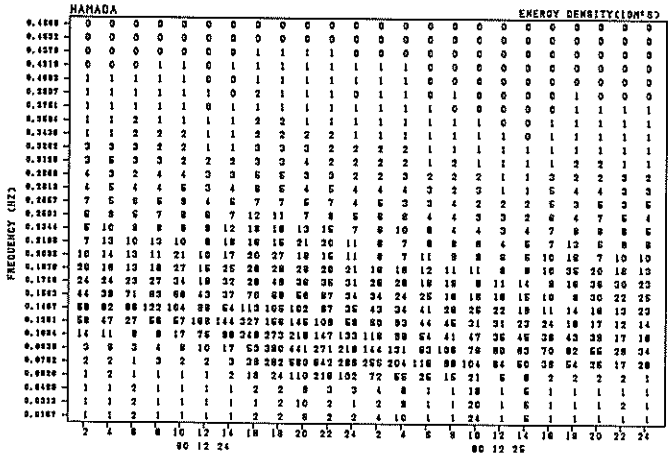

付図－5.21 (1)　パワースペクトルの経時変化

(2)　'82年 4 月 9 日 6 時～ 4 月10日20時

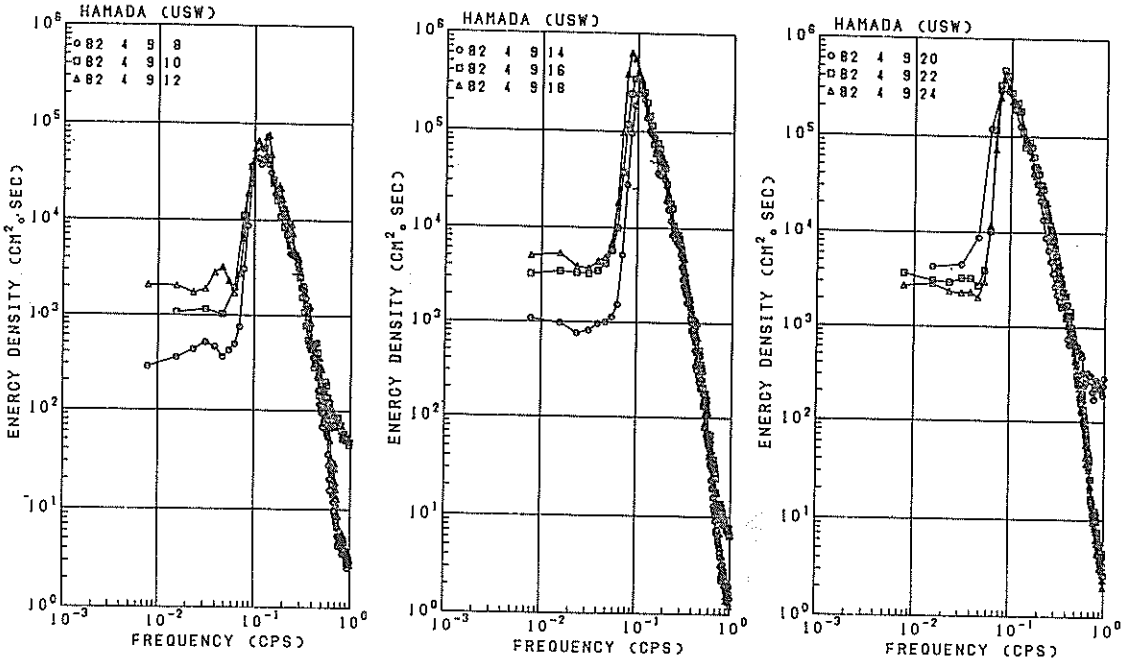

付図－4.21(2)　パワースペクトル図

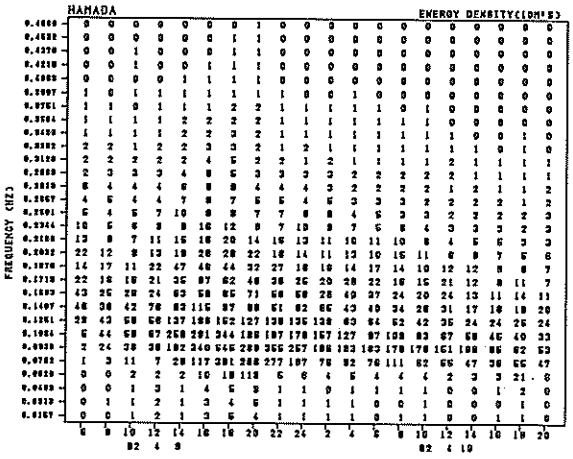

付図－5.21(2)　パワースペクトルの経時変化

(3)　'81年12月 1 日14時～12月 3 日12時

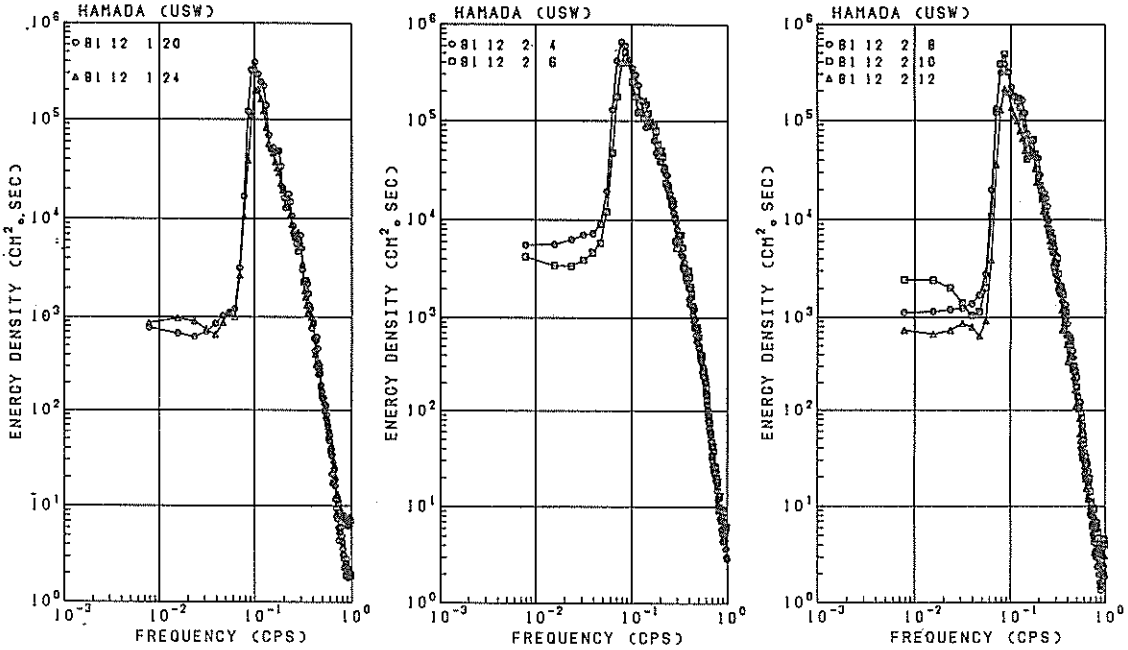

a　　b　　c

付図－4.21(3)　パワースペクトル図

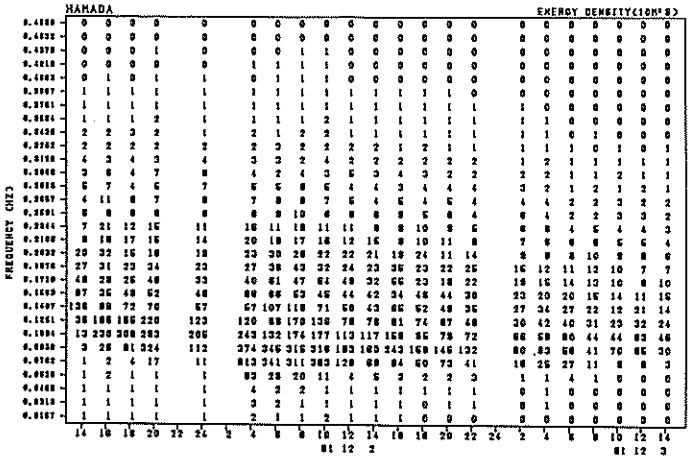

付図－5.21(3)　パワースペクトルの経時変化

(4)　'83年12月30日24時～12月31日18時

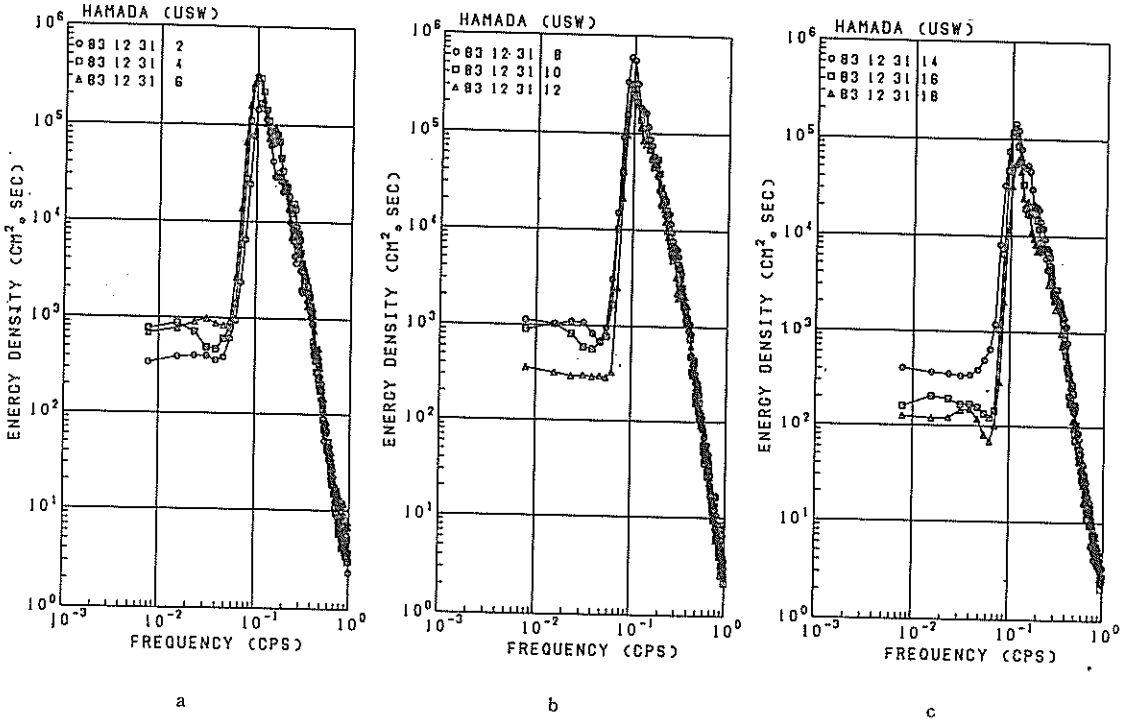

付図－4.21(4)　パワースペクトル図



付図－5.21(4)　パワースペクトルの経時変化

(5)　'77年12月31日24時～'78年 1 月 3 日24時

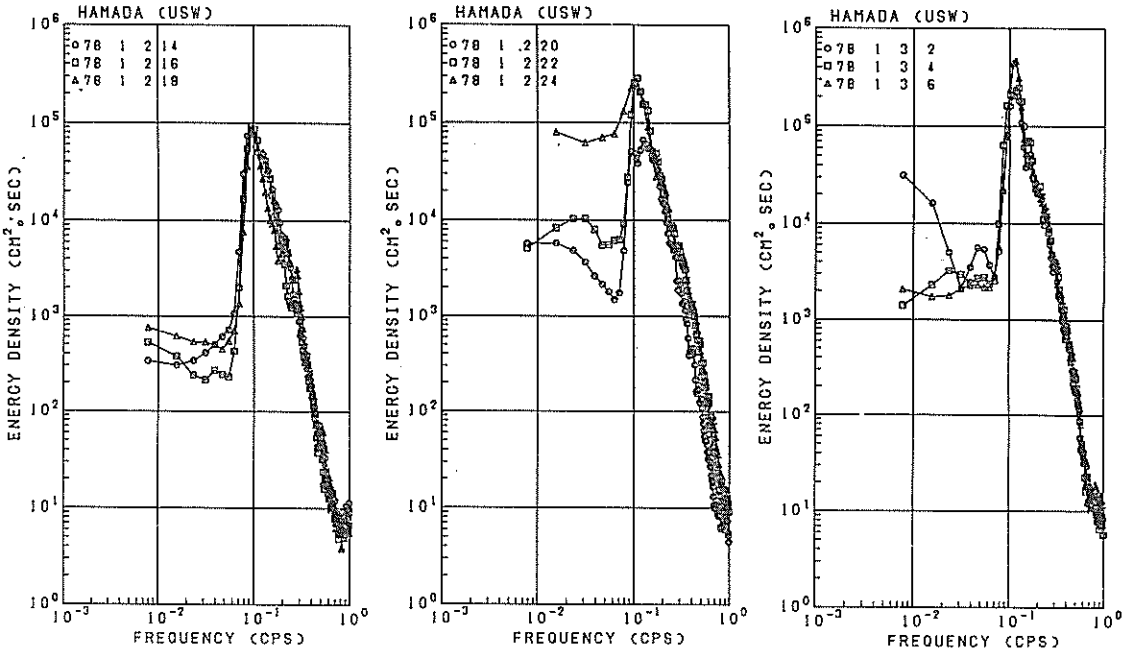

a　　b　　c

付図－4.21(5)　パワースペクトル図

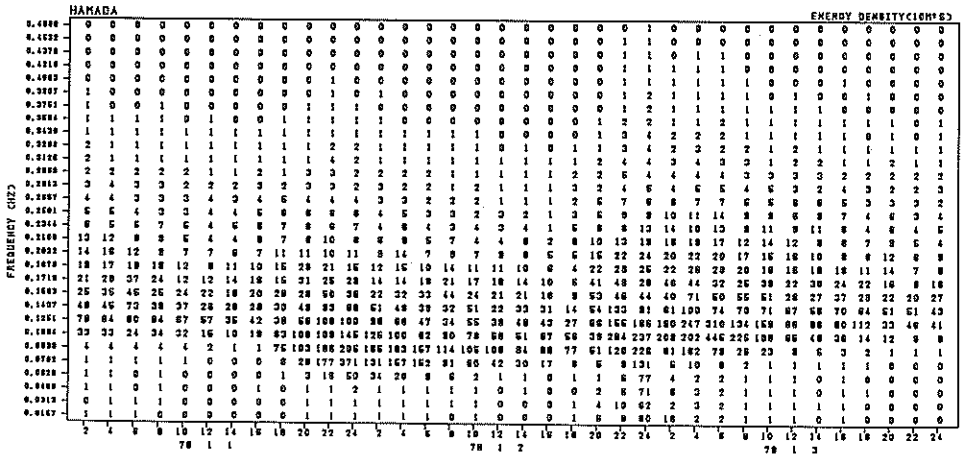

付図－5.21(5)　パワースペクトルの経時変化

22. 神 戸 港 （5ケース）

(1) '83年 5 月16日14時～ 5 月16日20時

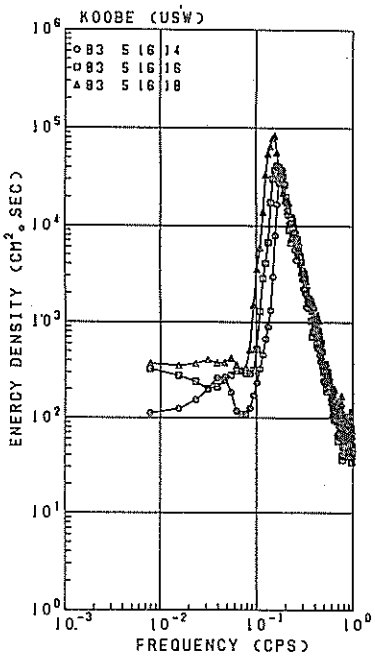

a

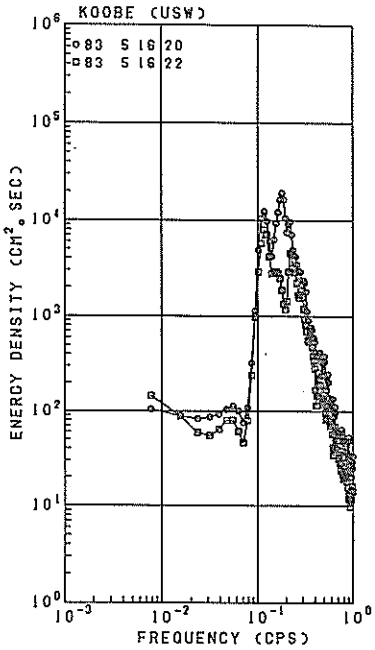

b

付図－4.22(1)　パワースペクトル図

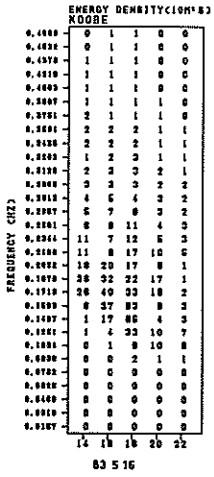

付図－5.22(1)　パワースペクトルの経時変化

(2)　'78年 6 月20日24時～ 6 月21日 8 時

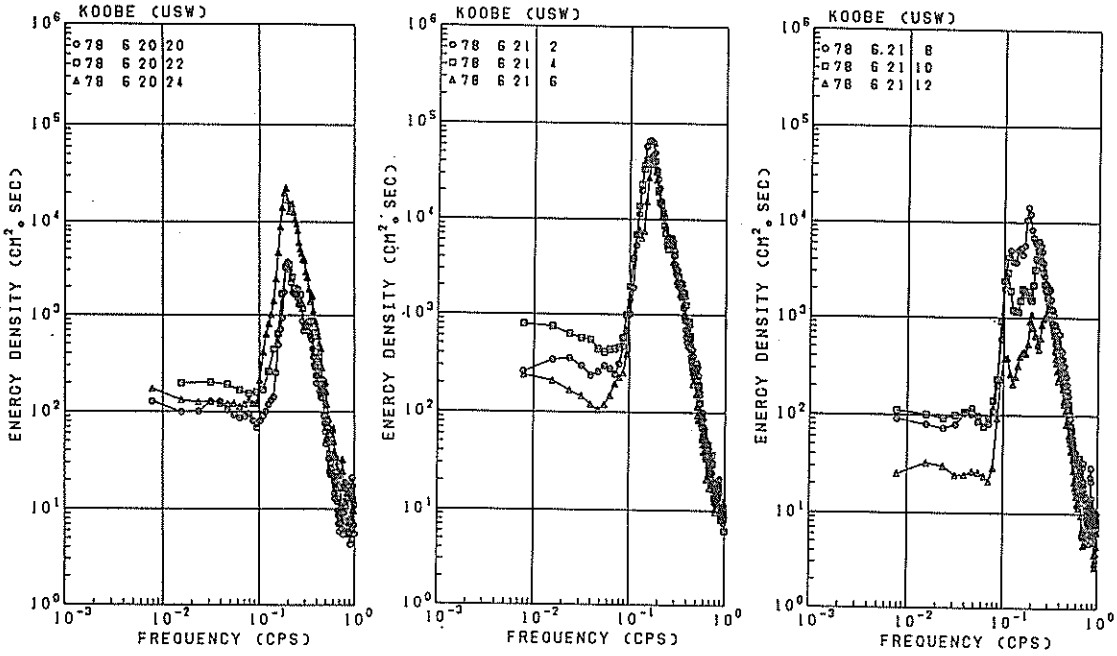

a　　b　　c

付図－4.22(2)　パワースペクトル図

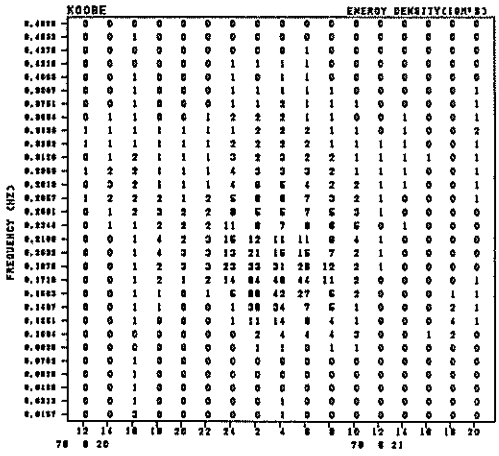

付図－5.22(2)　パワースペクトルの経時変化

(3)　'84年 8 月21日16時～ 8 月22日14時

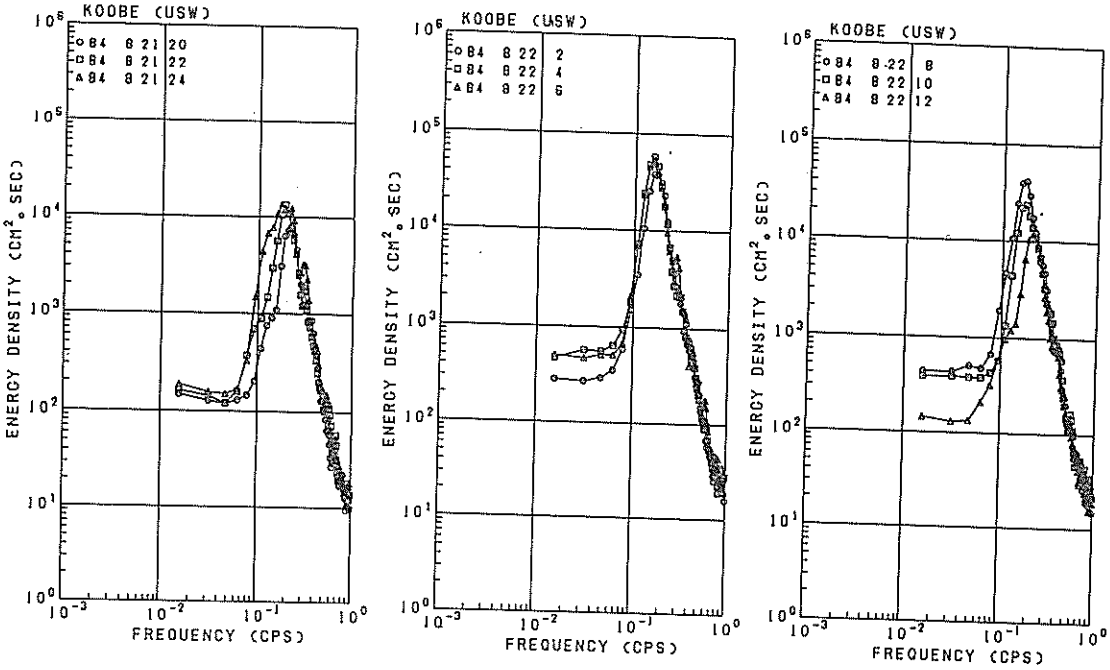

a　　b　　c

付図－4.22(3)　パワースペクトル図



付図－5.22(3)　パワースペクトルの経時変化

(4)　'78年 8 月 3 日 4 時～ 8 月 3 日16時

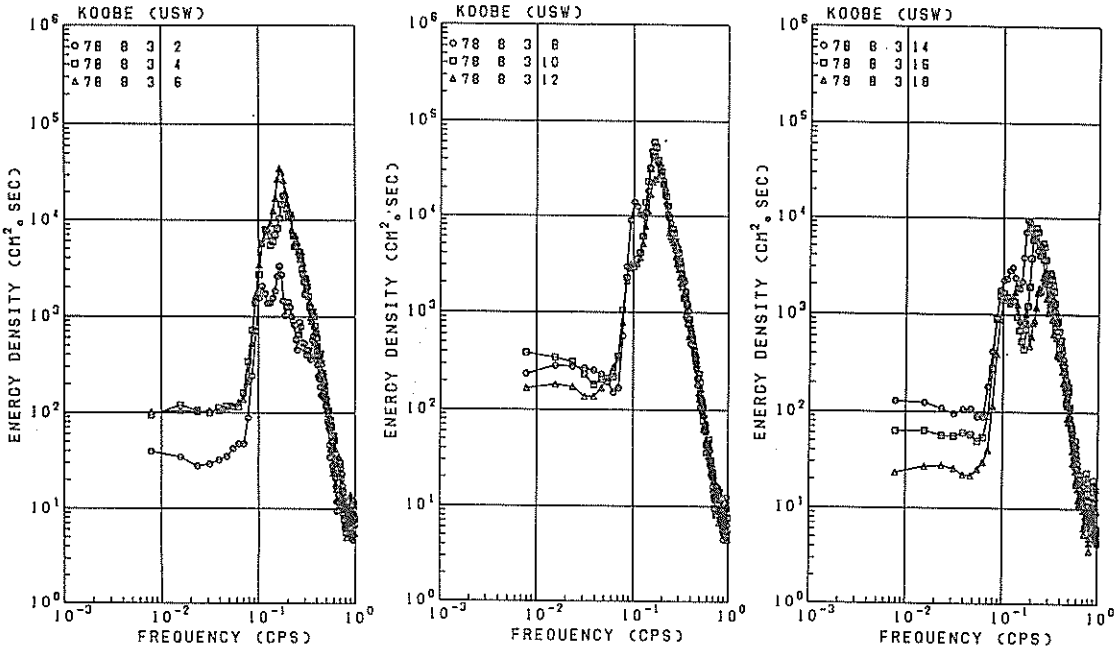

a　　b　　c

付図－4.22(4)　パワースペクトル図

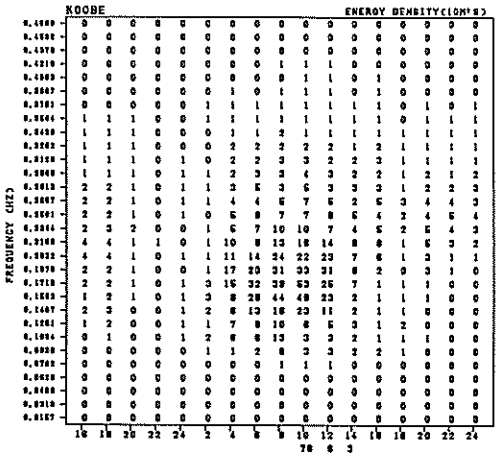

付図－5.22(4)　パワースペクトルの経時変化

(5)　'80年 9 月11日12時～ 9 月11日24時

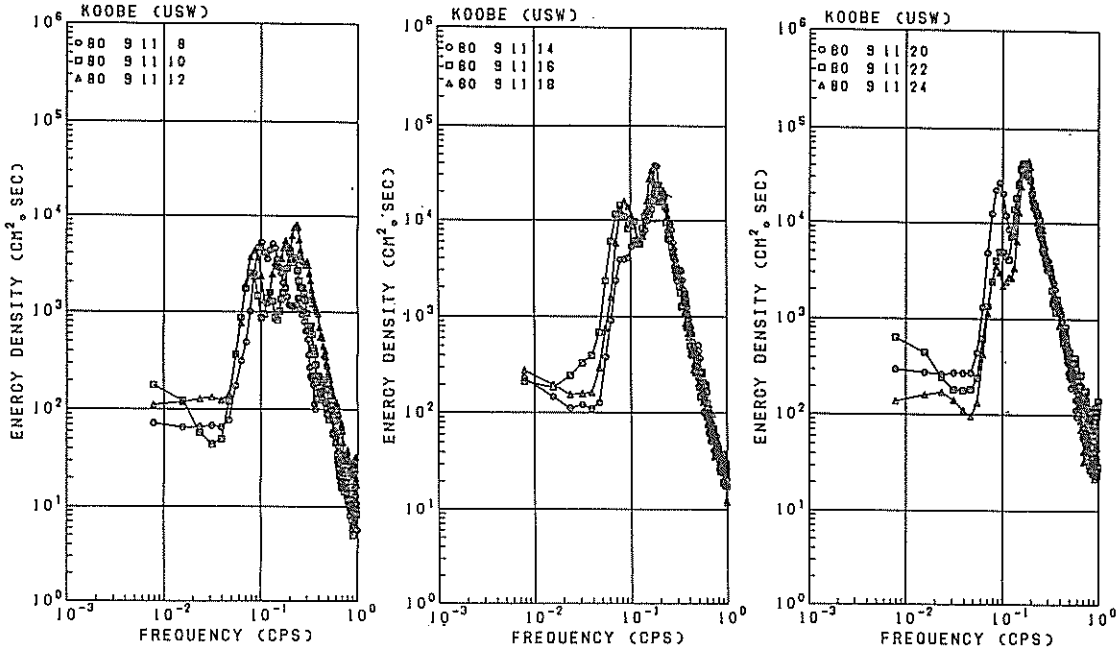

a　　b　　c

付図－4.22(5)　パワースペクトル図



付図－5.22(5)　パワースペクトルの経時変化

23. 油 津 港 （5ケース）

(1) '80年 9 月 9 日 8 時～ 9 月11 日 2 時

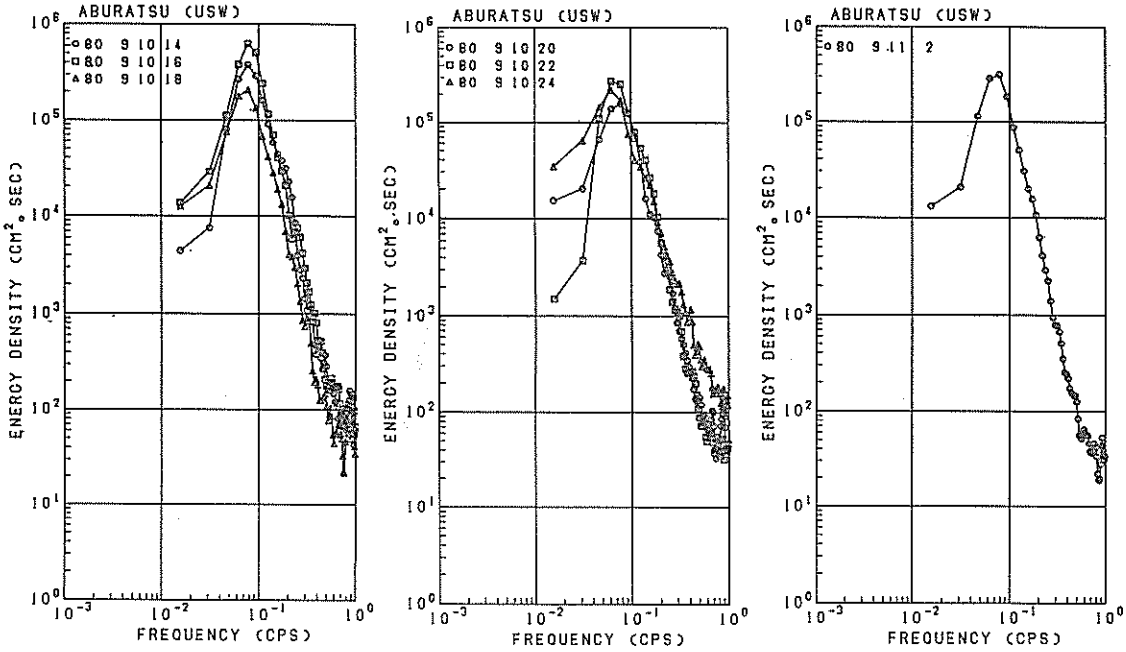

a　　b　　c

付図－ 4.23 (1)　パワースペクトル図

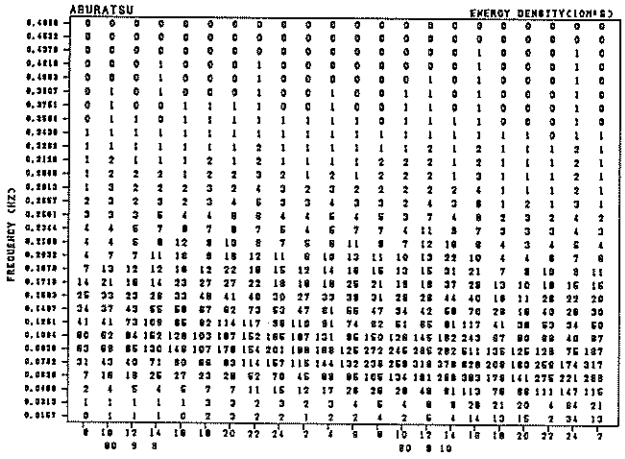

付図－ 5.23 (1)　パワースペクトルの経時変化

(2)　'79年 10月13日18時～10月19日16時

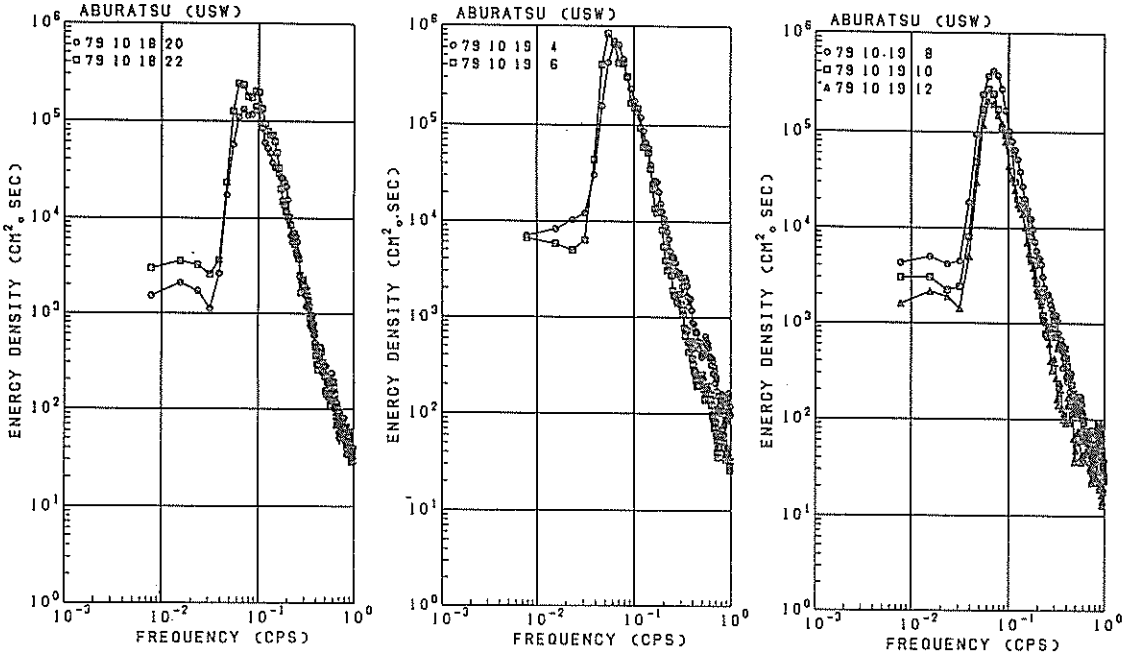

a　　b　　c

付図－4.23(2)　パワースペクトル図

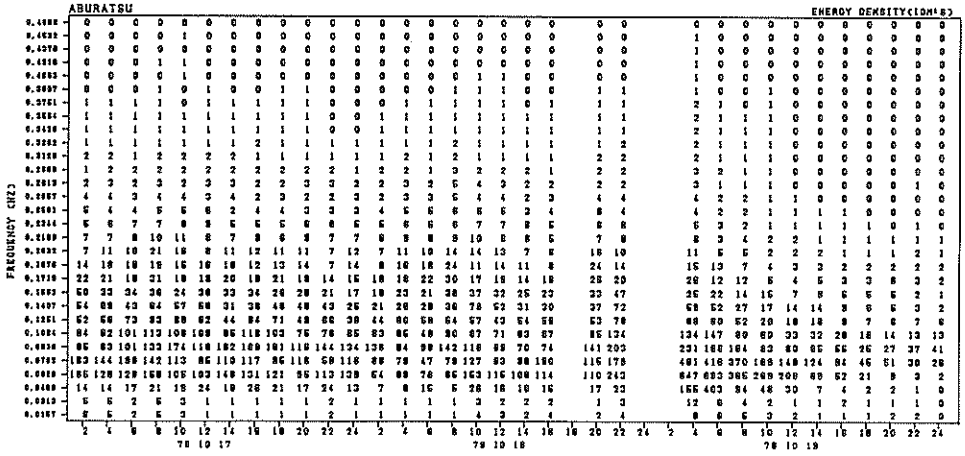

付図－5.23(2)　パワースペクトルの経時変化

(3)　'82年 8 月24日 6 時～ 8 月26日10時

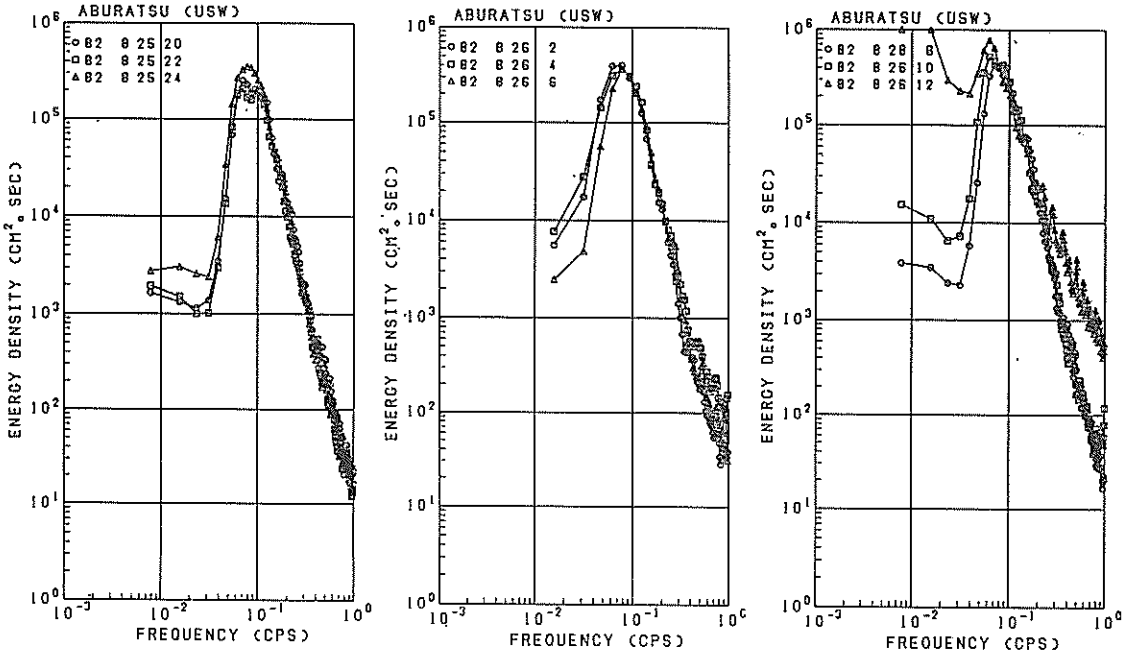

a　　b　　c

付図－4.23(3)　パワースペクトル図

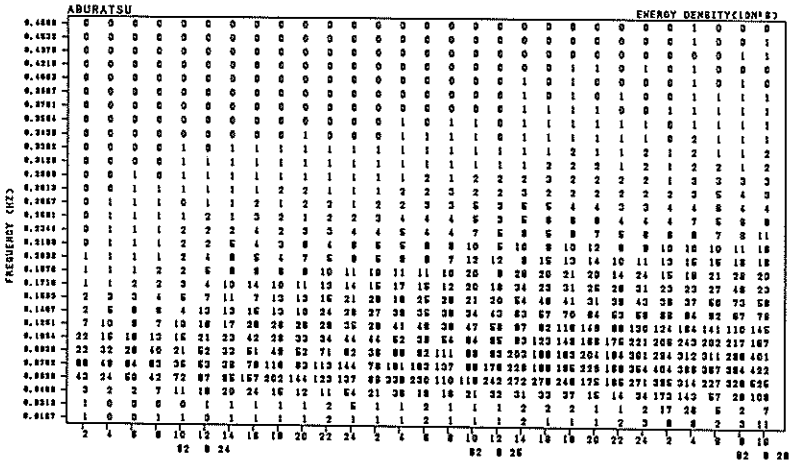

付図－5.23(3)　パワースペクトルの経時変化

(4)　'76年 9 月 8 日12時～ 9 月13日10時

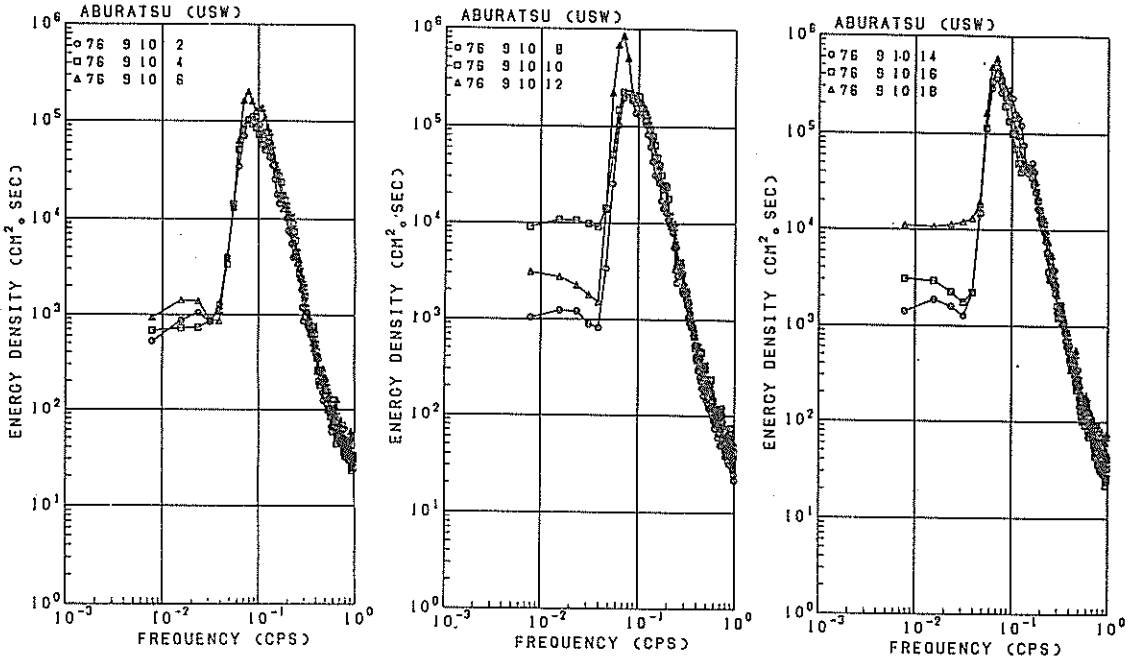

a　　b　　c

付図－4.23(4)　パワースペクトル図



付図－5.23(4)　パワースペクトルの経時変化

(5)　'83年 8 月10日24時～ 8 月14日20時

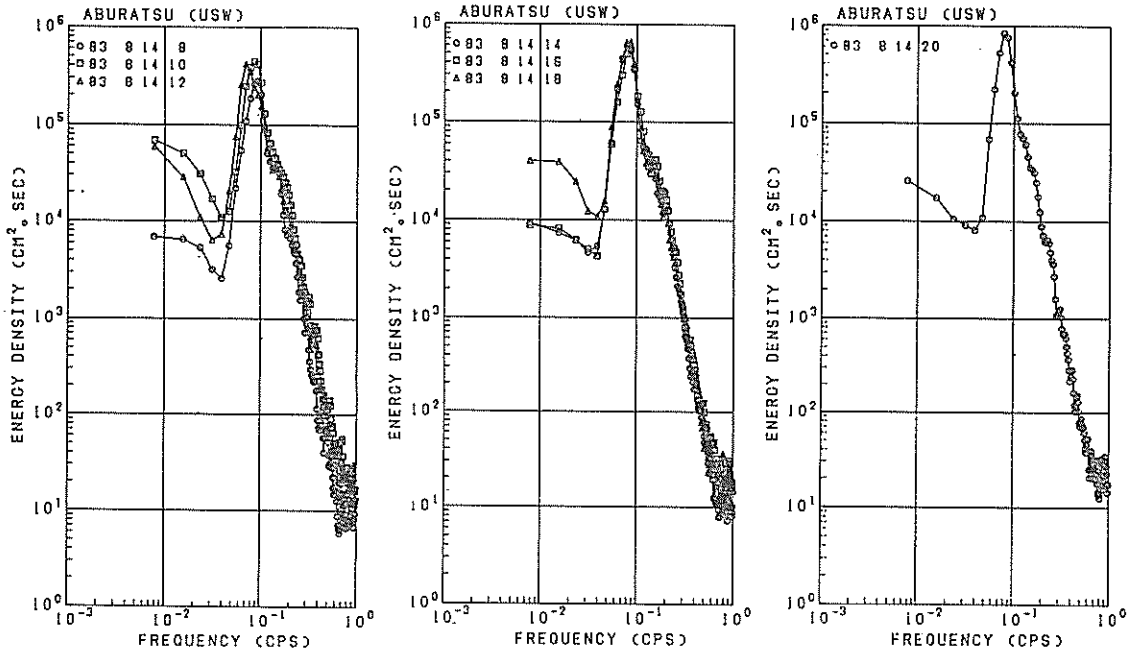

a　　b　　c

付図－4.23(5)　パワースペクトル図

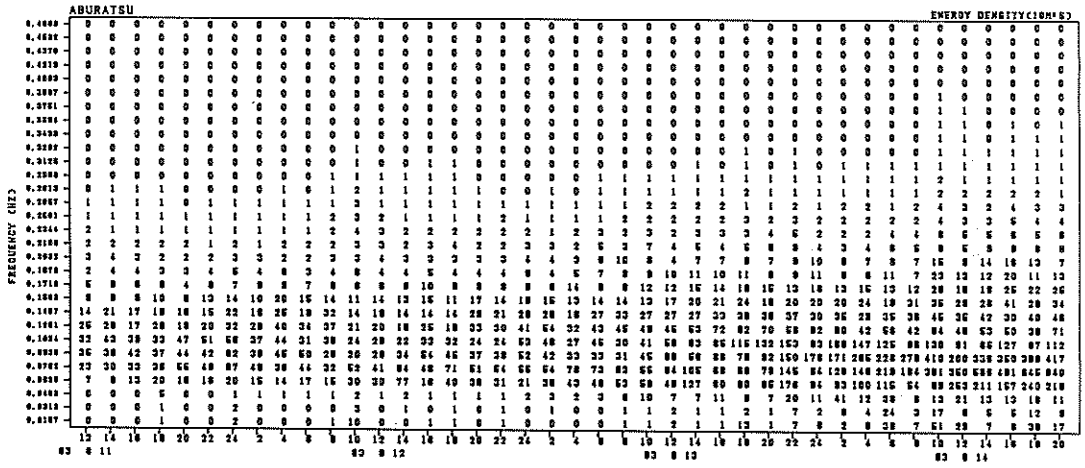

付図－5.23(5)　パワースペクトルの経時変化

24. 志布志湾 （5ケース）

(1) '82年 8 月24日18時～ 8 月27日16時

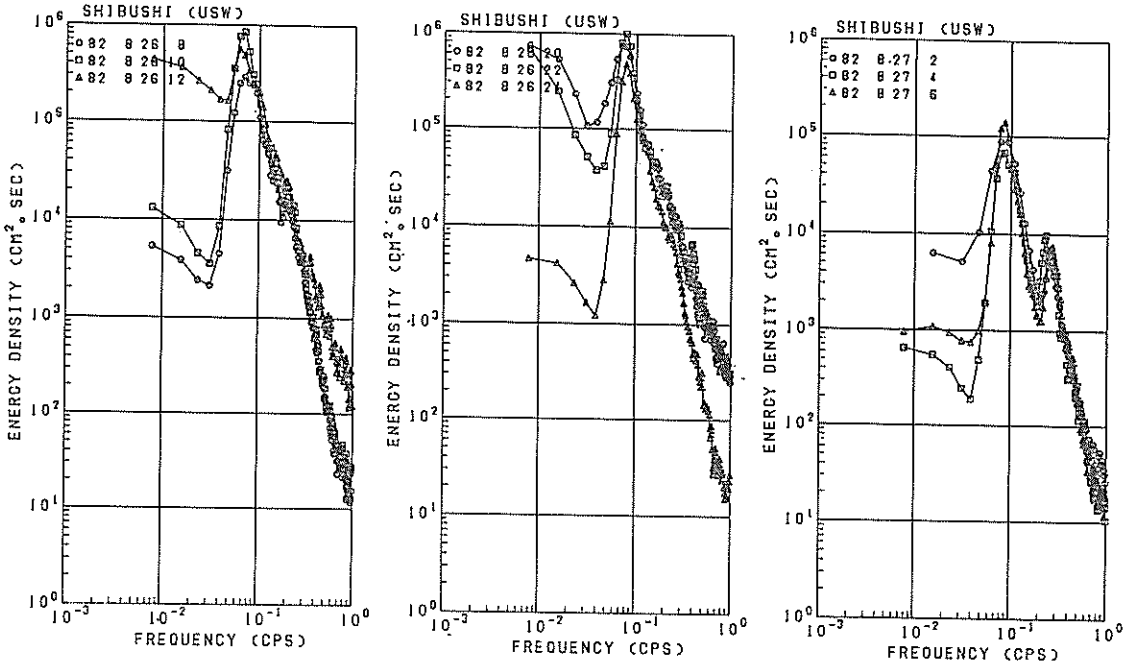

付図－4.24 (1)　パワースペクトル図

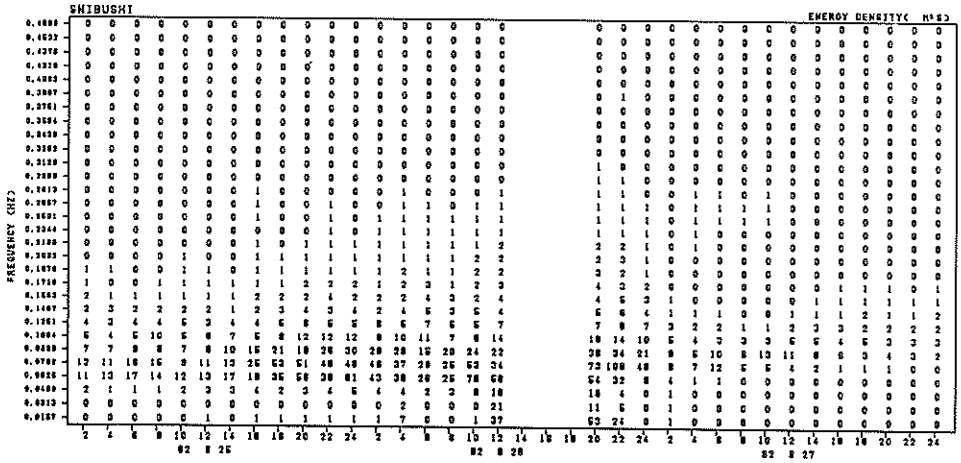

付図－5.24 (1)　パワースペクトルの経時変化

(2)　'80年 9 月9 日16時～ 9 月12日 4 時

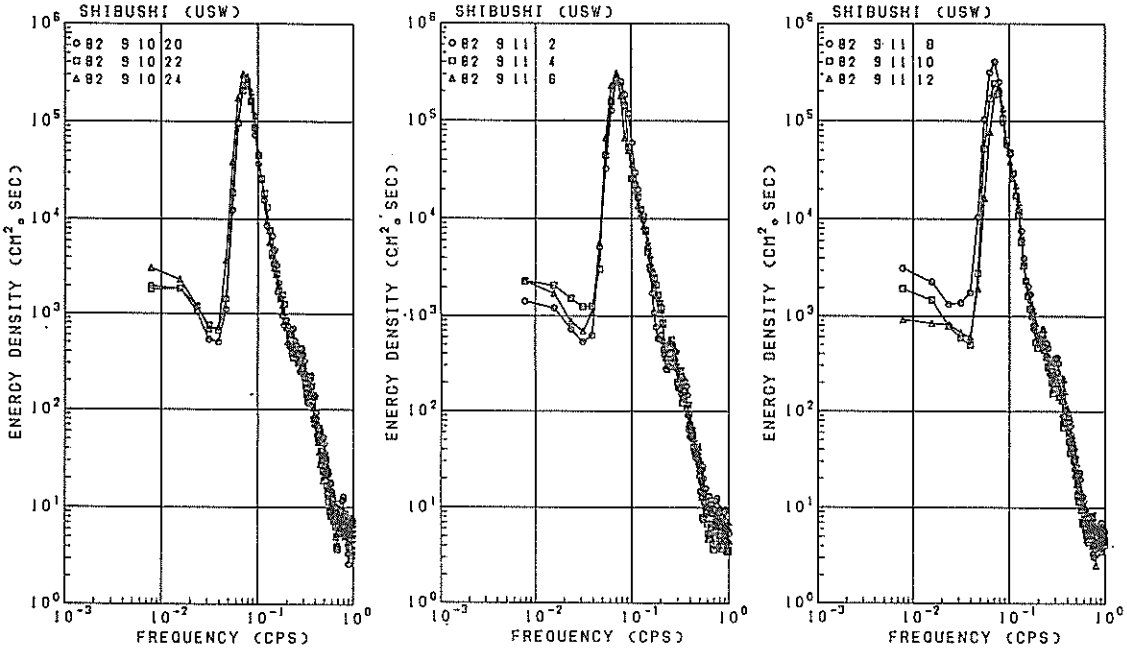

a　　b　　c

付図－4.24(2)　パワースペクトル図



付図－5.24(2)　パワースペクトルの経時変化

(3)　'80年10月13日20時～10月14日10時

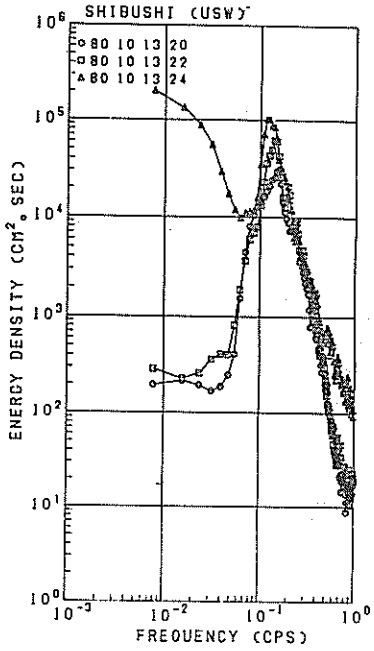

a

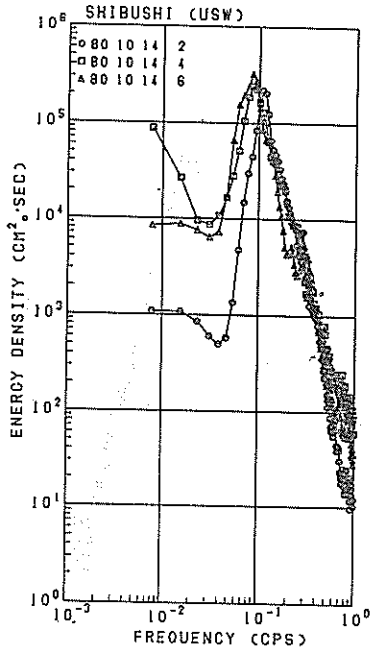

b

付図－4.24(3)　パワースペクトル図

ENERGY DENSITY(CM**2)
SHIBUSHI

FREQUENCY (HZ)	20	22	24	2	4	6
0.4000	0	0	1	0	1	0
0.4625	0	0	1	1	0	0
0.4375	0	0	1	1	1	1
0.4250	1	0	1	1	1	1
0.4063	1	1	2	1	1	1
0.3937	1	1	2	1	1	1
0.3781	2	1	2	1	1	1
0.3594	1	1	2	1	2	1
0.3438	1	2	2	1	3	2
0.3282	2	2	2	2	2	4
0.3125	2	3	3	3	2	4
0.2969	3	3	3	4	3	5
0.2813	3	5	4	7	4	3
0.2657	4	4	5	4	5	3
0.2501	5	7	7	5	8	3
0.2344	7	8	8	8	8	3
0.2188	8	7	9	10	10	5
0.2032	7	17	16	13	11	4
0.1876	10	18	24	18	21	5
0.1720	14	18	30	28	32	11
0.1525	31	42	38	49	30	18
0.1407	25	62	85	53	40	44
0.1251	21	43	101	124	85	84
0.1094	18	23	71	218	128	88
0.0938	13	8	28	83	225	271
0.0782	8	8	11	30	188	241
0.0938	2	2	10	5	61	154
0.0469	0	0	17	1	17	17
0.0313	0	0	56	1	8	8
0.0157	0	0	136	1	28	8
	80	10	14			

付図－5.24(3)　パワースペクトルの経時変化

(4)　'82年 7 月31日12時～ 8 月 1 日20時

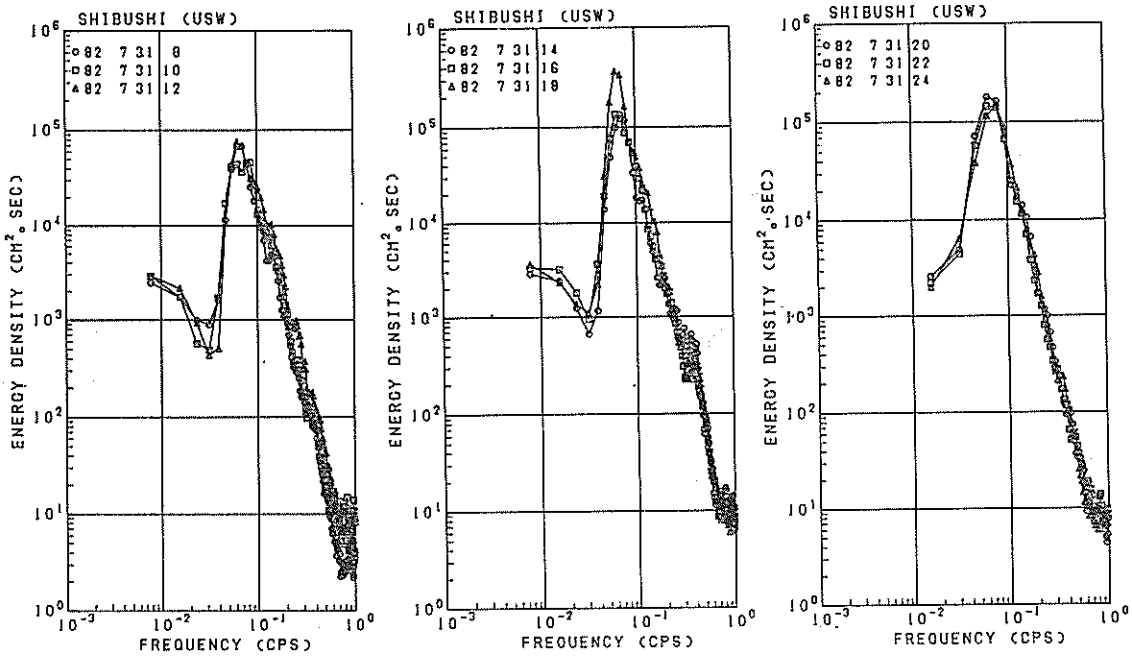

a　　b　　c

付図－4.24(4)　パワースペクトル図

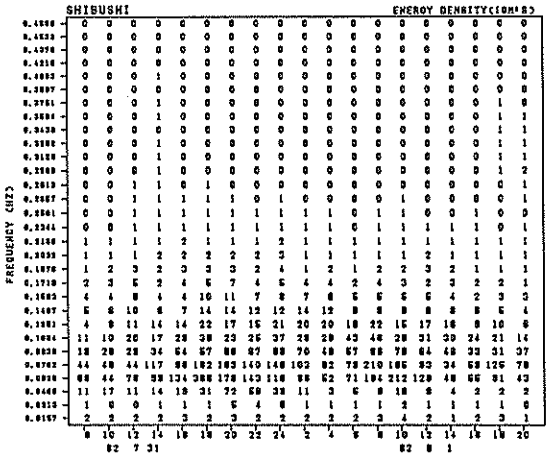

付図－5.24(4)　パワースペクトルの経時変化

(5)　'82年 9 月10日10時～ 9 月11日24時

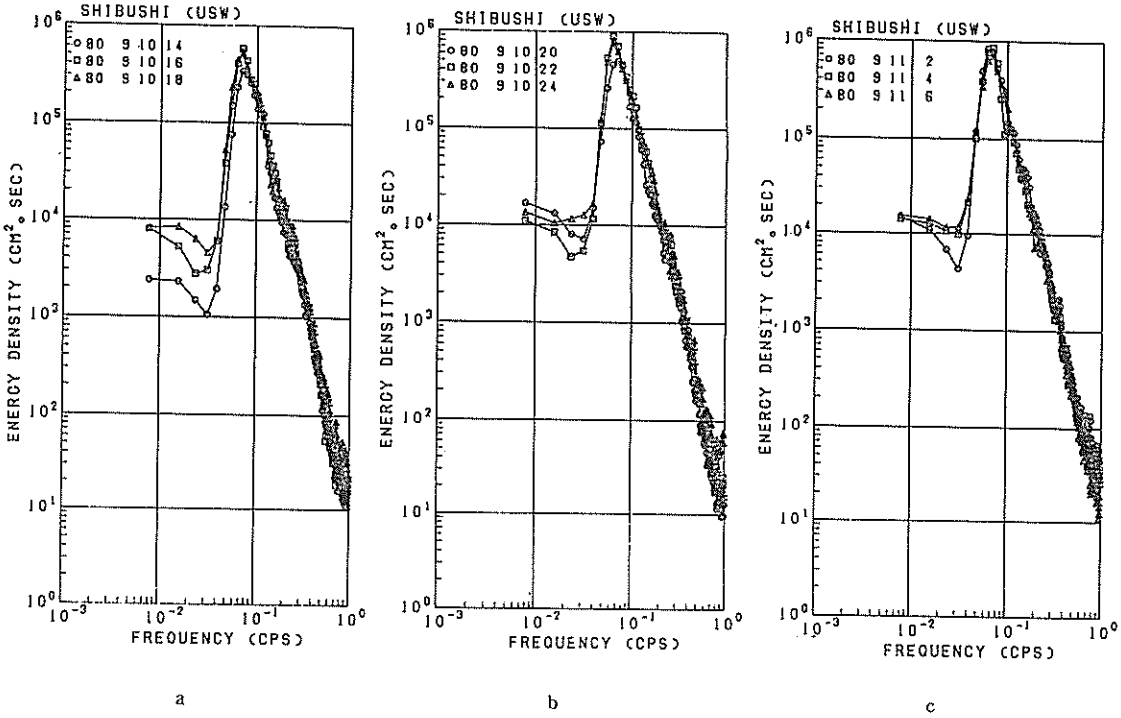

付図－4.24(5)　パワースペクトル図

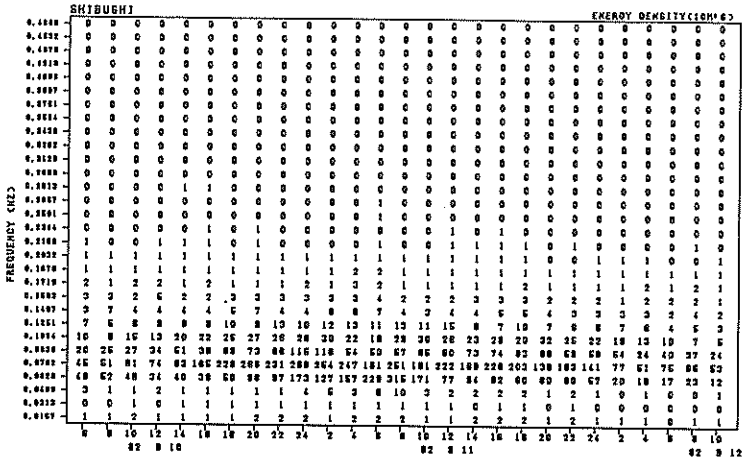

付図－5.24(5)　パワースペクトルの経時変化

25. 名 瀬 港 （5ケース）

(1) ’79年10月19日6 時～ 10月20日10時

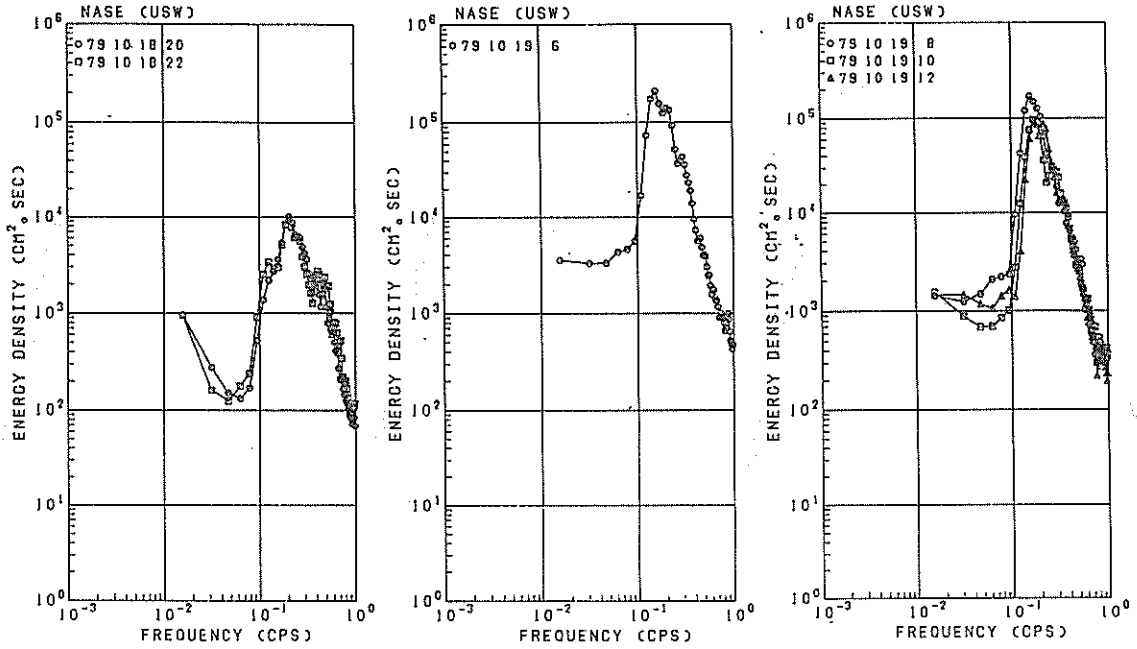

付図－4.25(1) パワースペクトル図

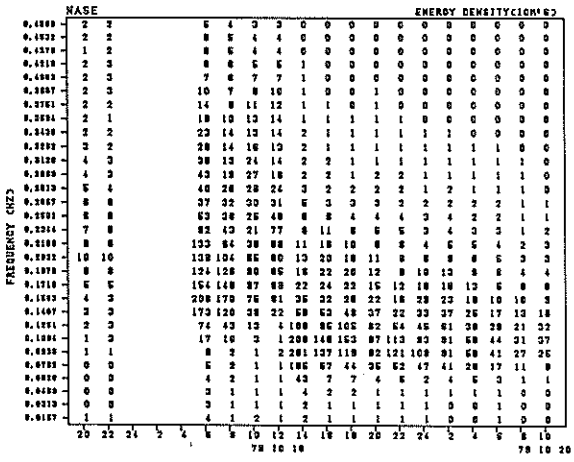

付図－5.25(1) パワースペクトルの経時変化

(2) '80年 9 月10日 2 時～ 9 月12日 18時

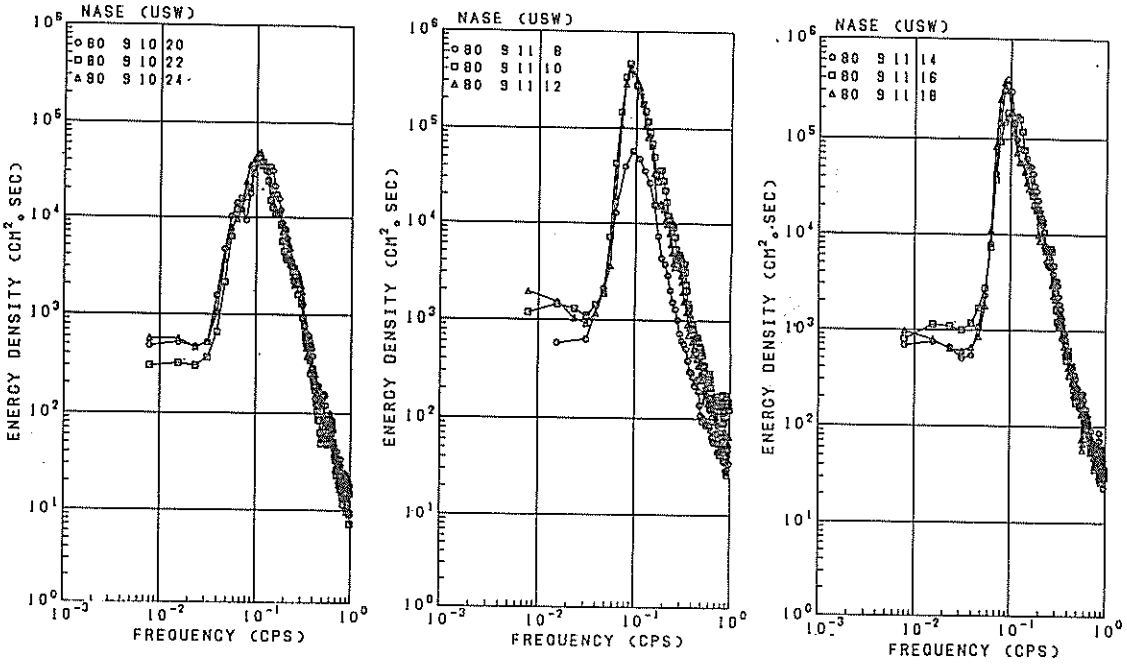

付図－4.25(2) パワースペクトル図

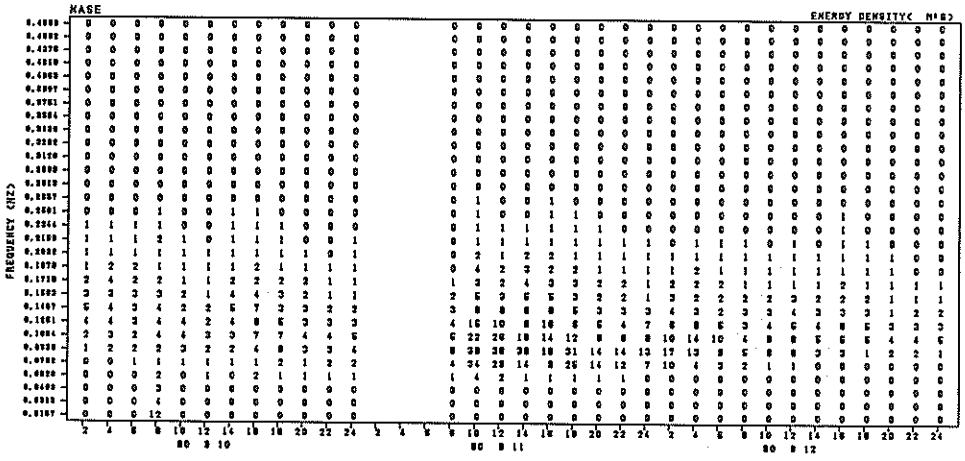

付図－5.25(2) パワースペクトルの経時変化

(3)　'80年12月23日6 時～ 12月25日 8 時

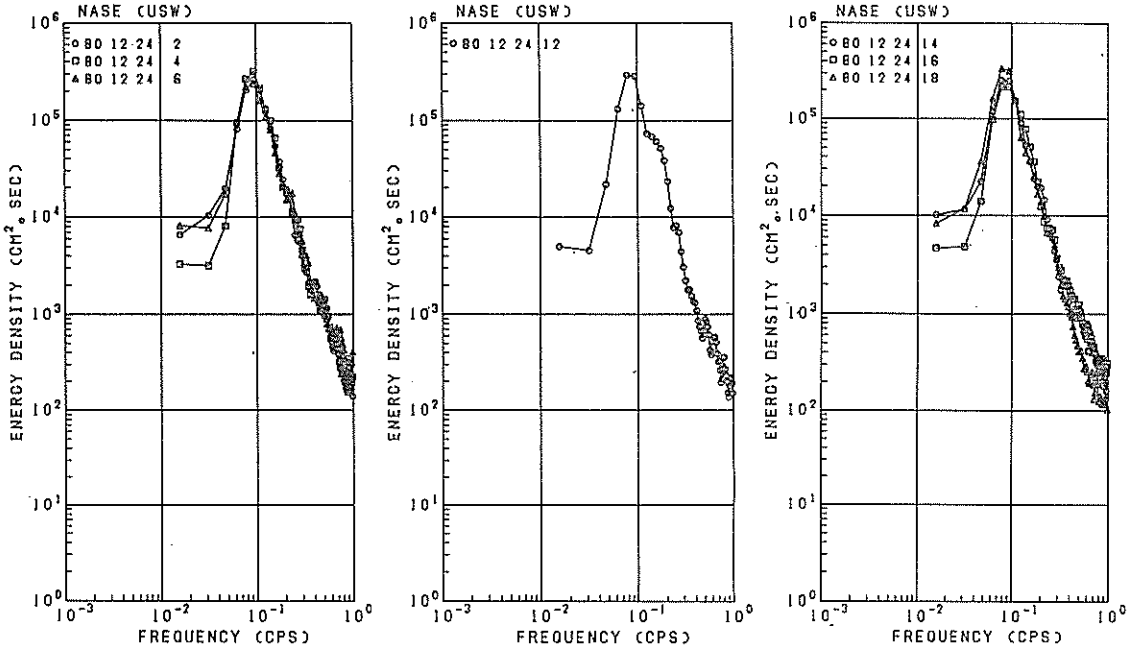

a　　b　　c

付図－4.25(3)　パワースペクトル図

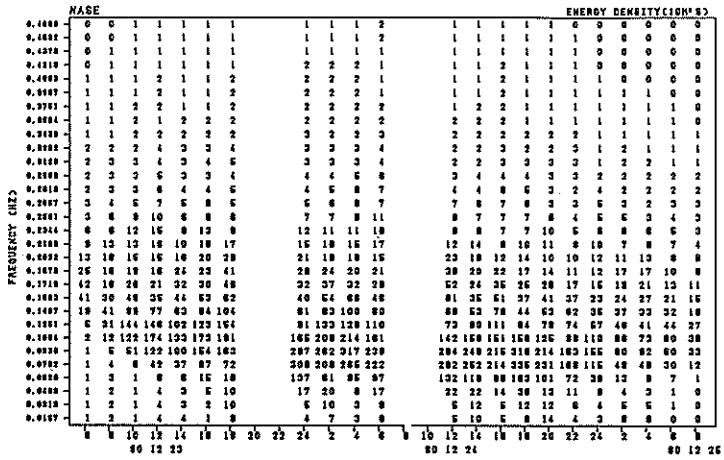

付図－5.25(3)　パワースペクトルの経時変化

(4)　'82年 8 月26日24時～ 8 月27日24時

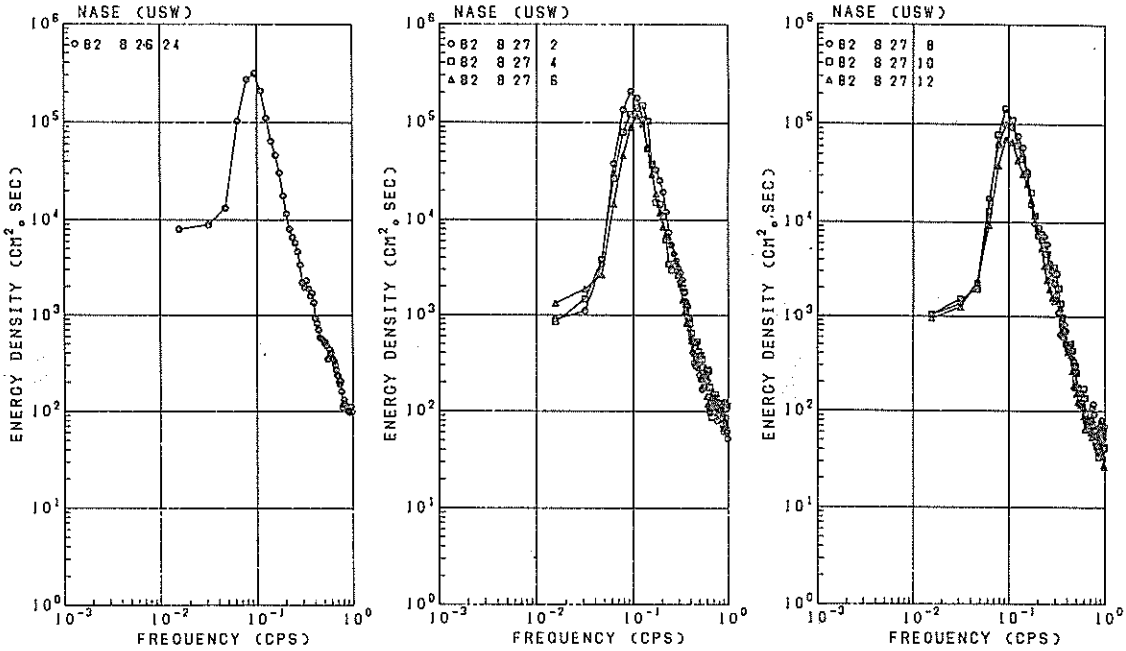

a　　b　　c

付図－4.25(4)　パワースペクトル図



付図－5.25(4)　パワースペクトルの経時変化

(5)　'82年 4 月9 日4 時～ 4 月10日20時

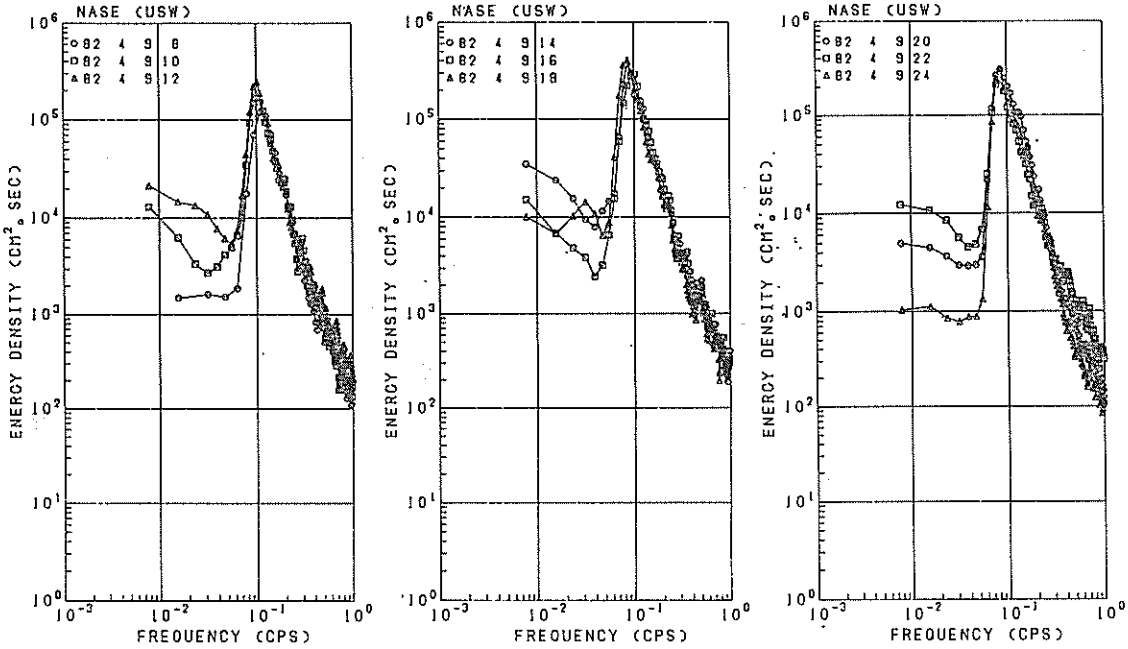

a　　b　　c

付図－4.25(5)　パワースペクトル図

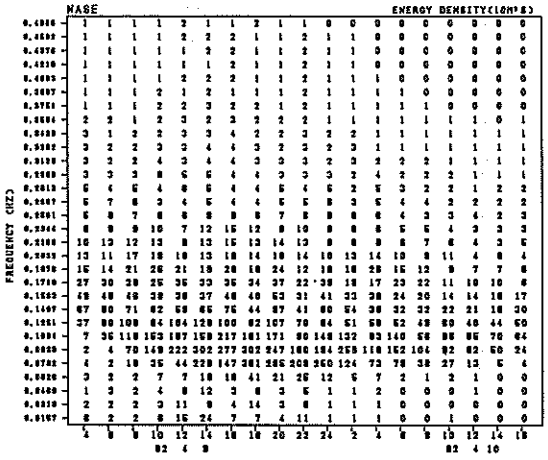

付図－5.25(5)　パワースペクトルの経時変化

26. 伊 王 島 （7ケース）

(1) '84年 8 月20日 2 時～ 8 月22日 18時

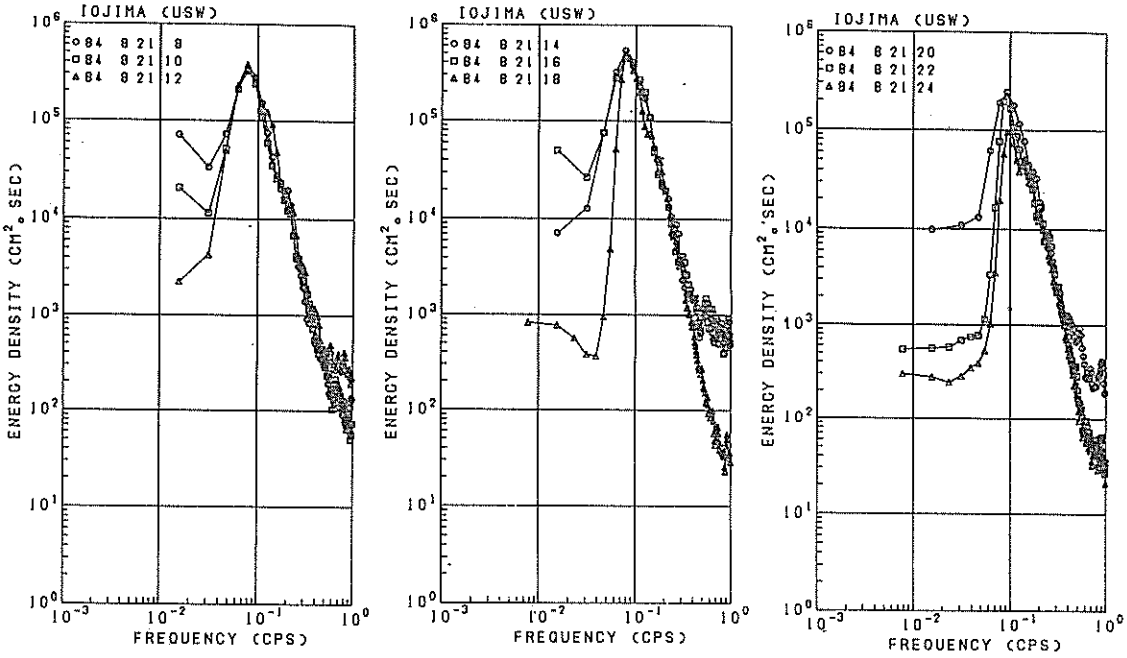

付図－4.26(1)　パワースペクトル図

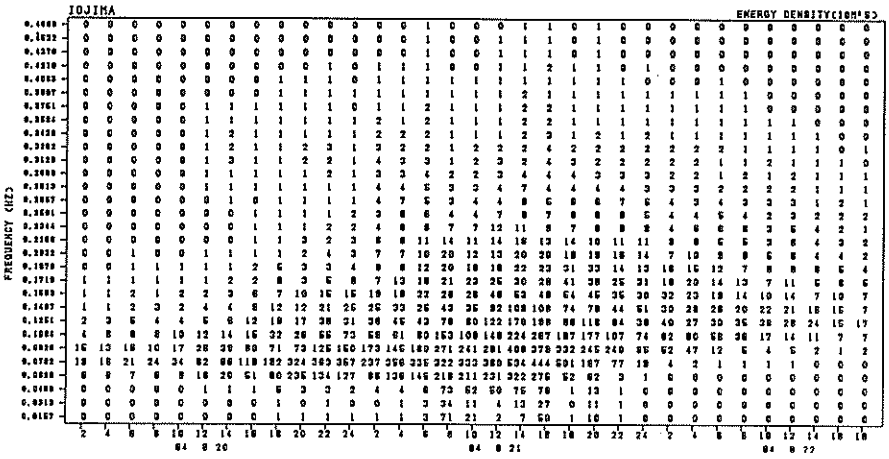

付図－5.26(1)　パワースペクトルの経時変化

(2)　'78年 9 月14日24時～ 9 月15日16時

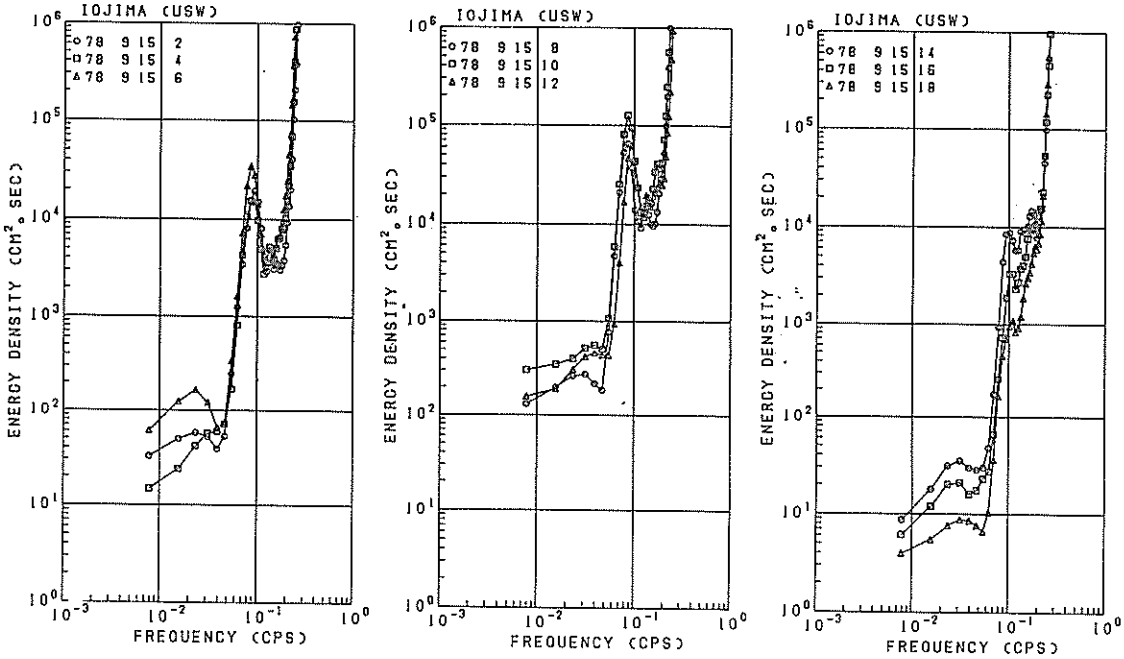

付図－4.26(2)　パワースペクトル図

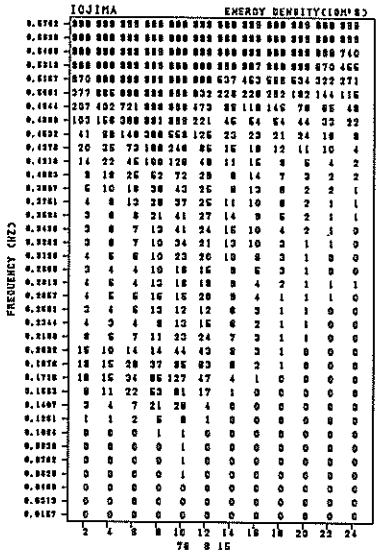

付図－5.26(2)　パワースペクトルの経時変化

(3) ’83年 3 月17日 4 時～ 3 月18日16時

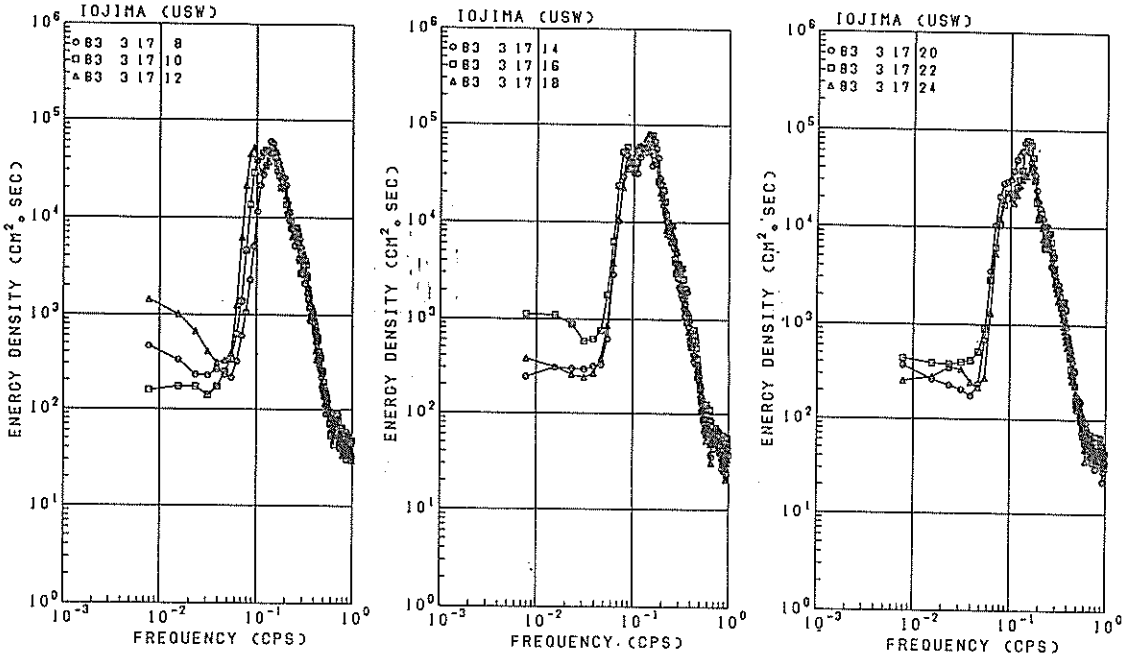

a b c

付図－4.26(3) パワースペクトル図

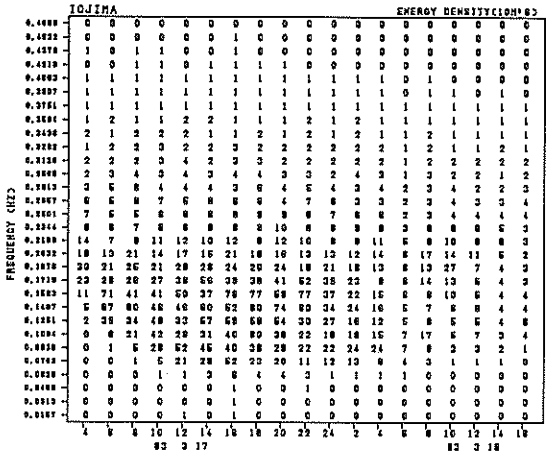

付図－5.26(3) パワースペクトルの経時変化

(4)　'84年 8 月31日22時～ 9 月 5 日 6 時

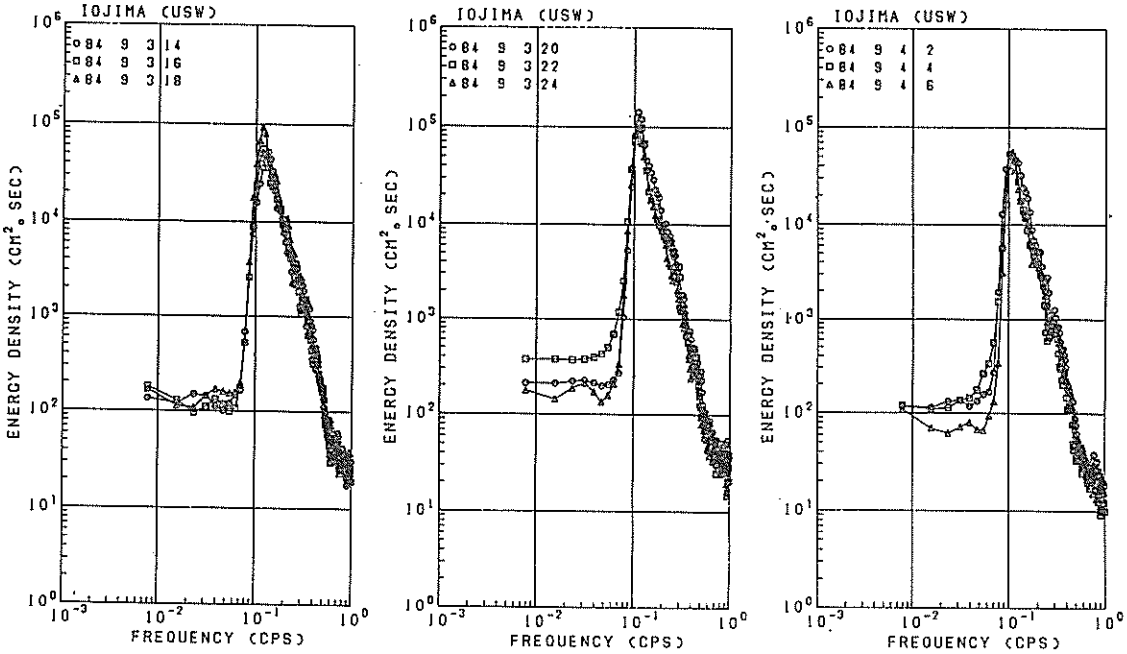

付図－4.26(4)　パワースペクトル図



付図－5.26(4)　パワースペクトルの経時変化

(5)　'80年10月25日14時～10月25日24時

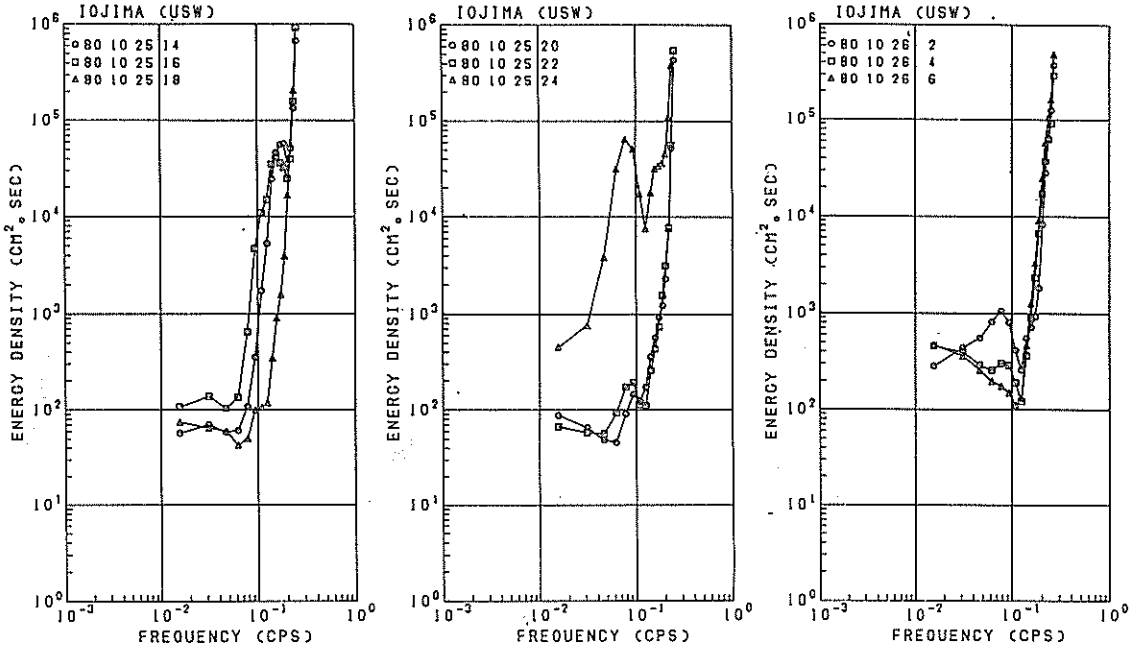

a　　b　　c

付図－4.26(5)　パワースペクトル図

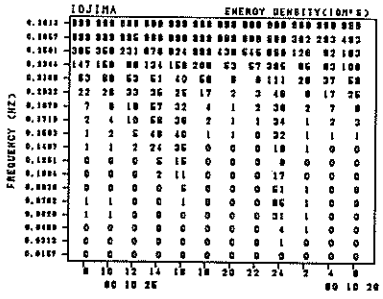

付図－5.26(5)　パワースペクトルの経時変化

(6)　'83年 2 月17日24時～ 2 月19日22時

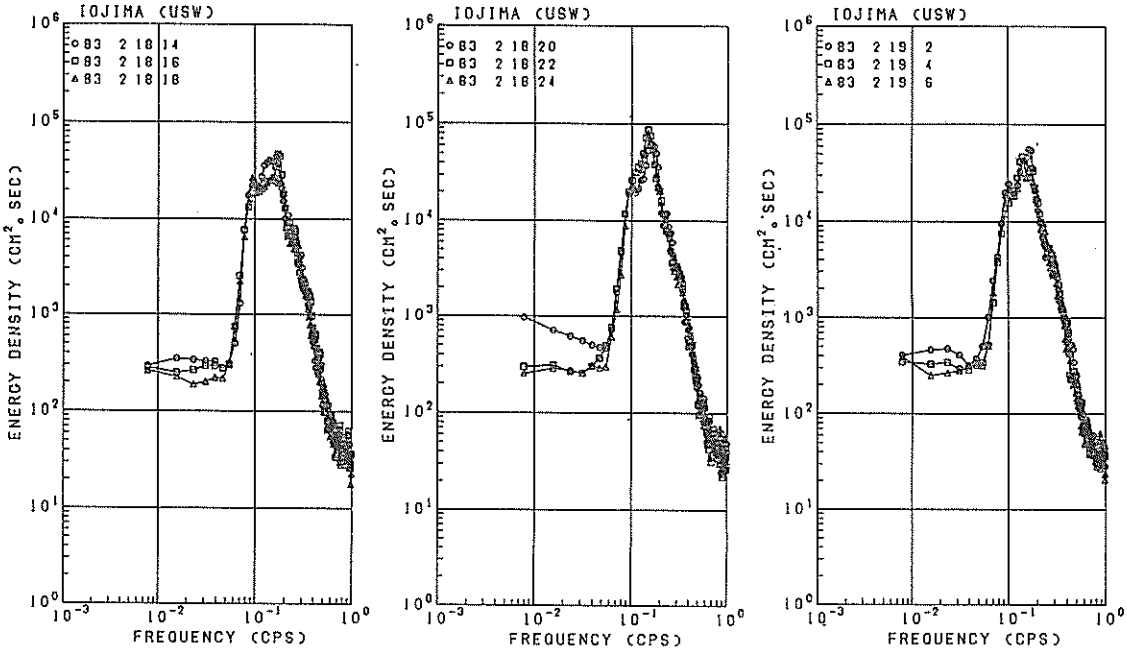

a　　b　　c

付図－4.26(6)　パワースペクトル図

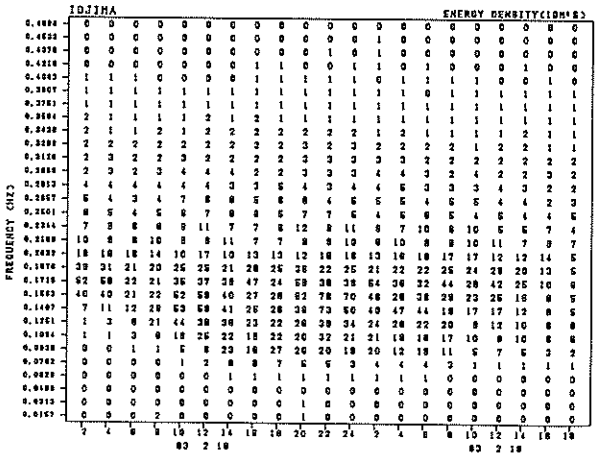

付図－5.26(6)　パワースペクトルの経時変化

(7)　'83年 6 月20日 2 時～ 6 月21日 18時

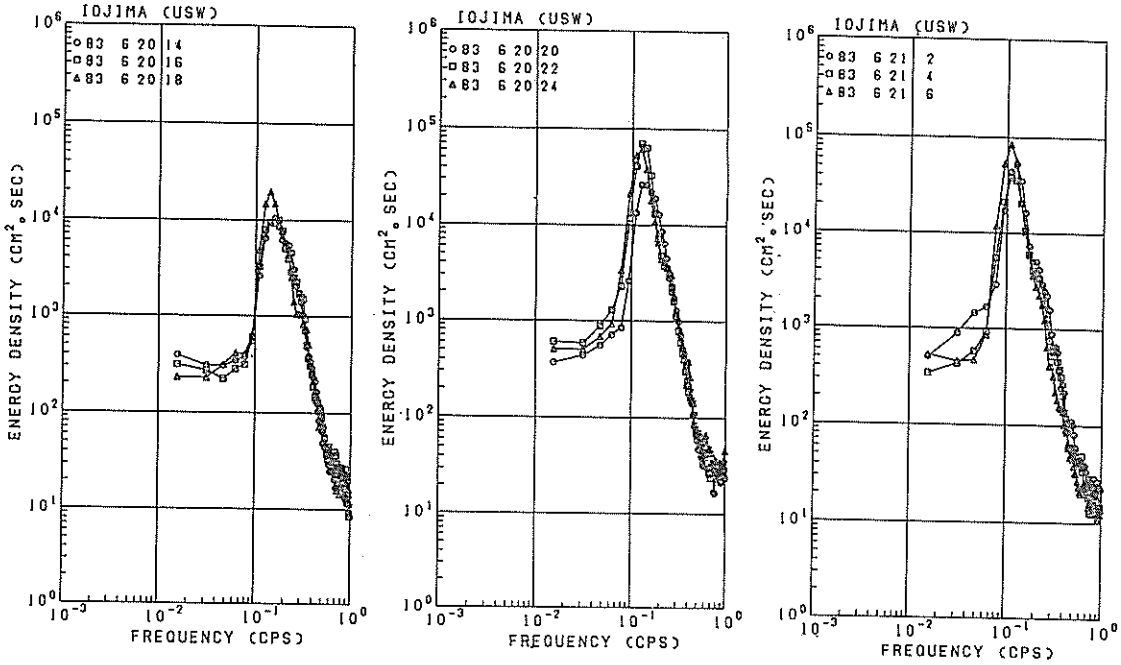

a　　b　　c

付図－4.26 (7)　パワースペクトル図

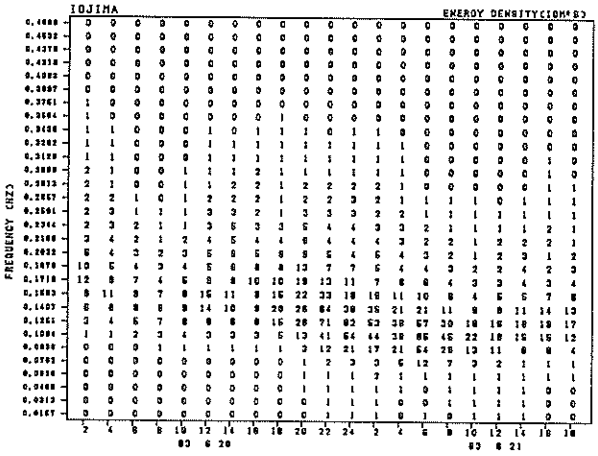

付図－5.26 (7)　パワースペクトルの経時変化

27. 藍　　島　（5ケース）

(1)　'80年12月23日 8 時～ 12月25日10時

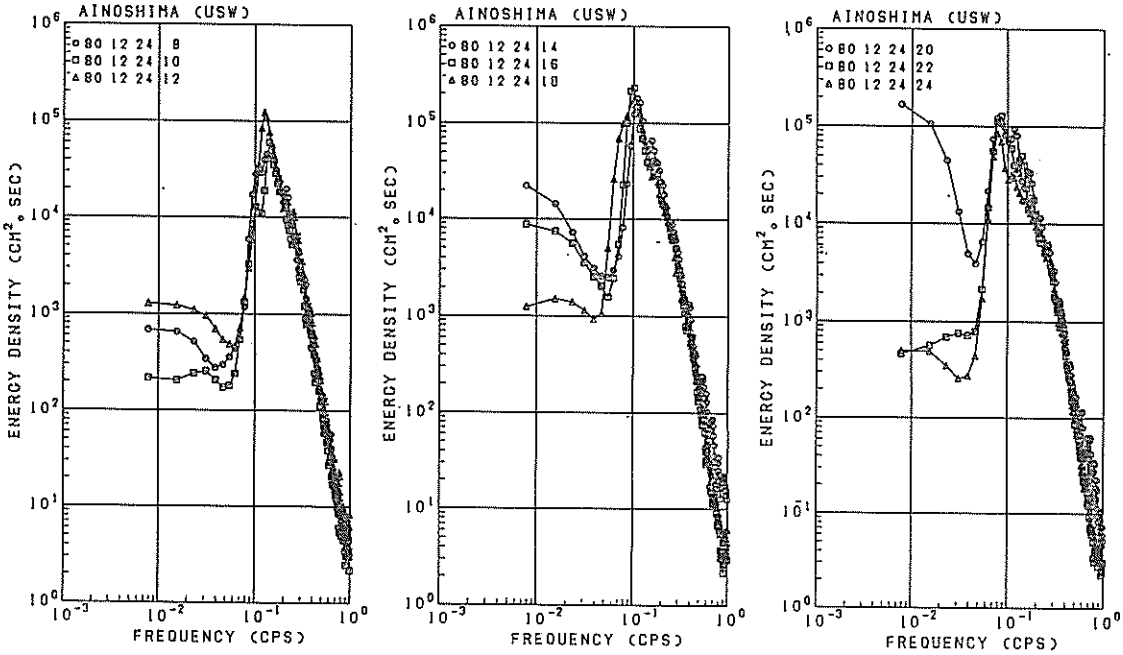

a　　b　　c

付図－4.27 (1)　パワースペクトル図

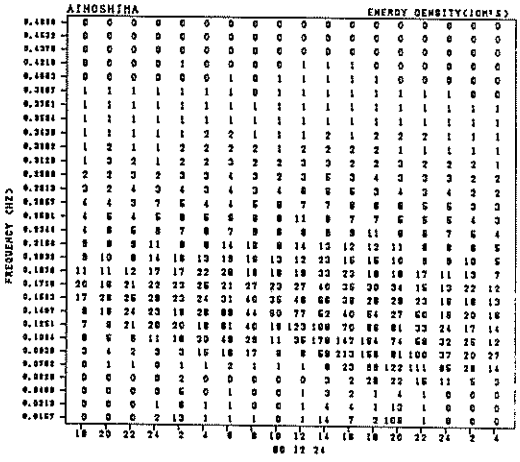

付図－5.27 (1)　パワースペクトルの経時変化

(2)　'80年 9 月10日18時～ 9 月12日16時

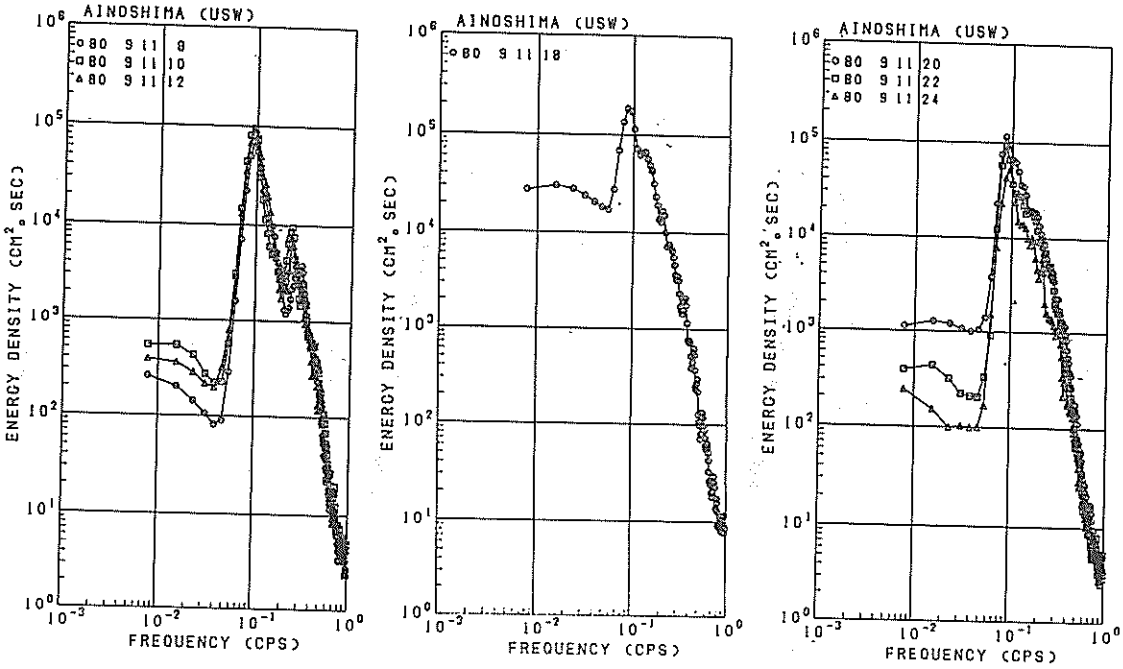

a　　b　　c

付図－4.27(2)　パワースペクトル図

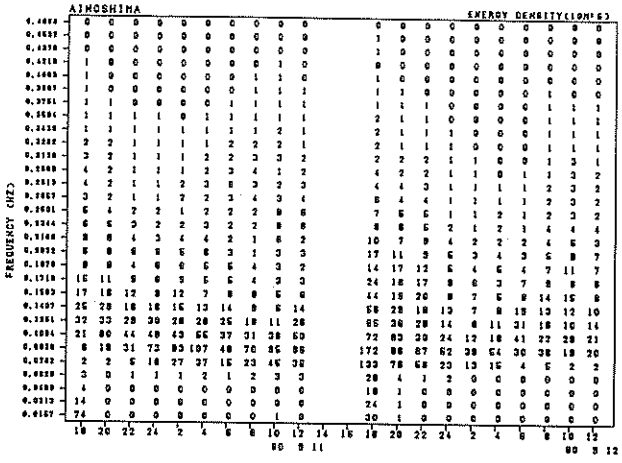

付図－5.27(2)　パワースペクトルの経時変化

(3)　'83年 2 月17日24時～ 2 月21日 6 時

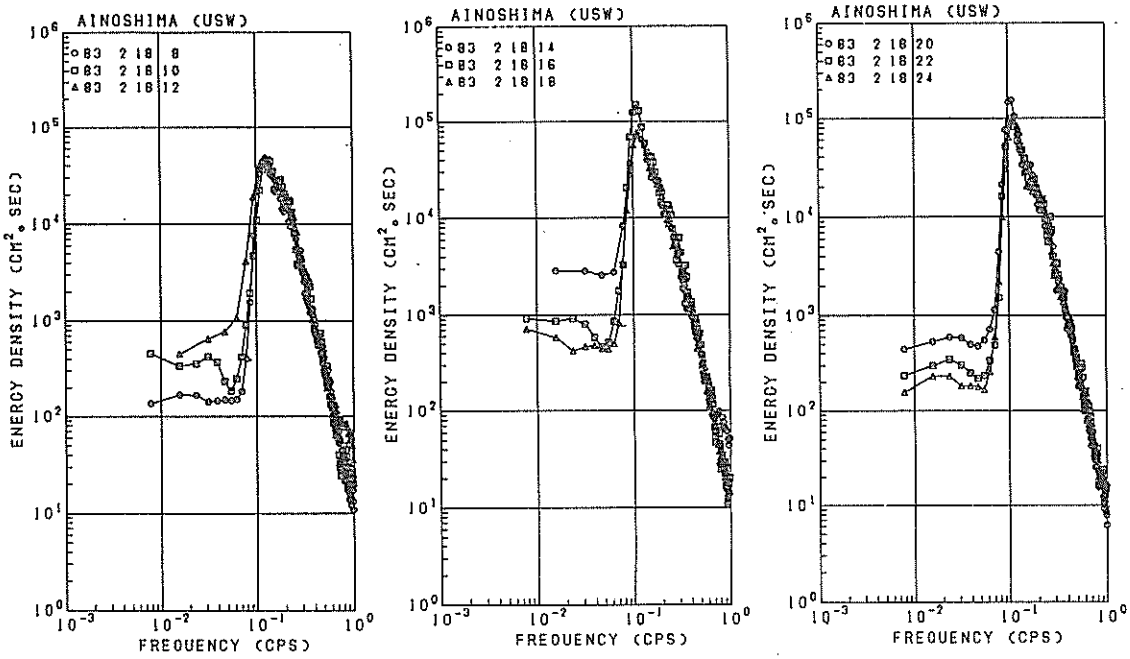

a　　b　　c

付図－4.27 (3)　パワースペクトル図

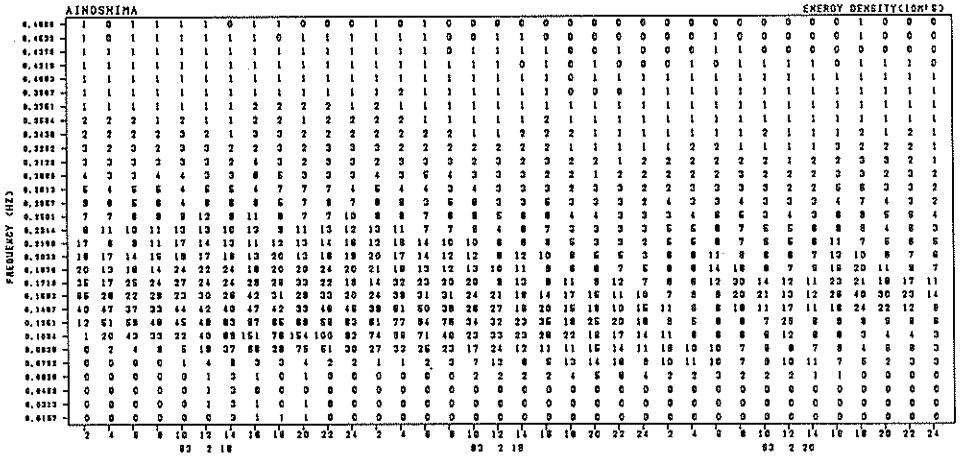

付図－5.27 (3)　パワースペクトルの経時変化

(4)　'82年 4 月 8 日16時～ 4 月10日 12時

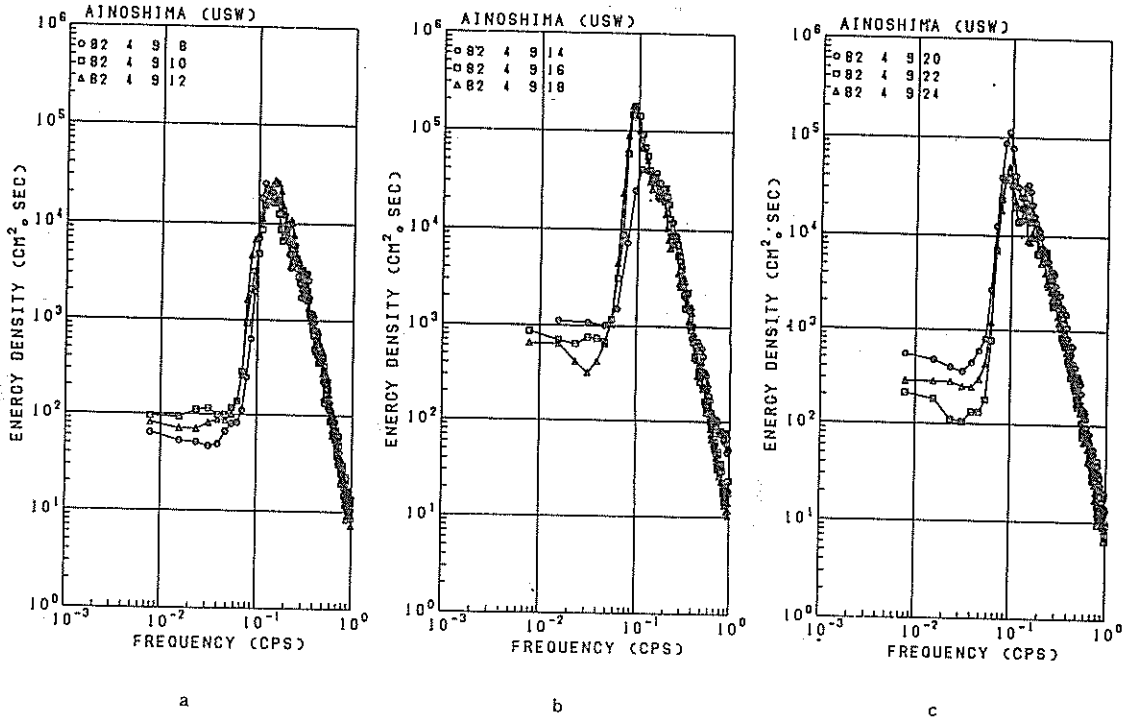

付図－4.27(4)　パワースペクトル図



付図－5.27(4)　パワースペクトルの経時変化

(5)　'81年 2 月23日14時～ 2 月27日22時

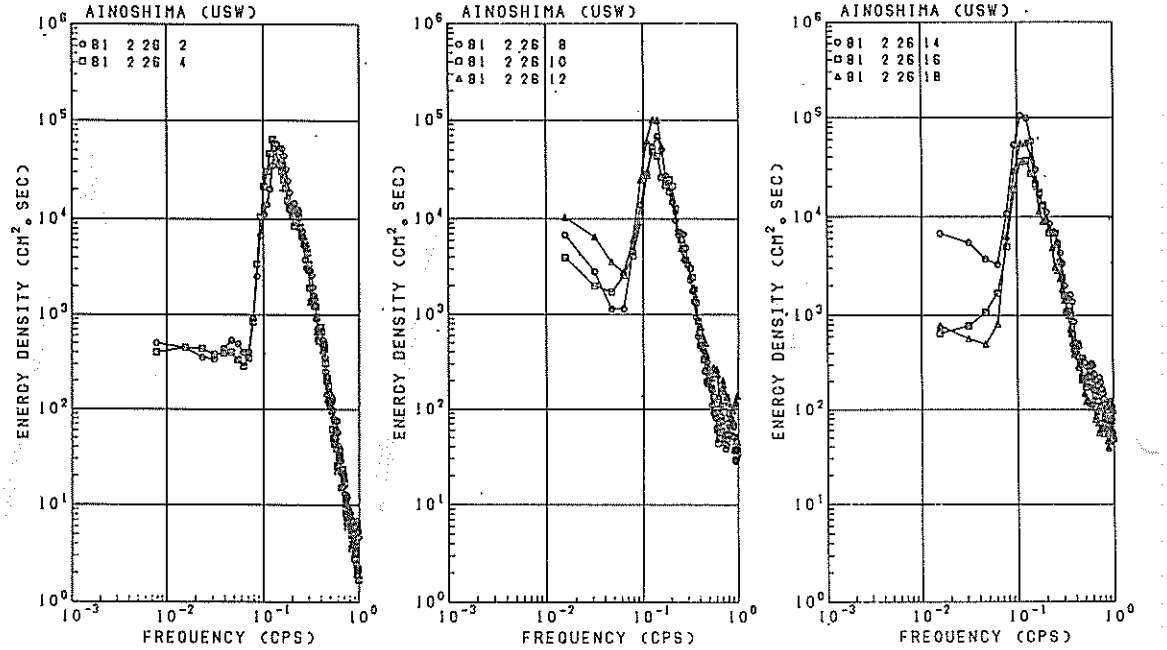

a　　b　　c

付図－4.27 (5)　パワースペクトル図

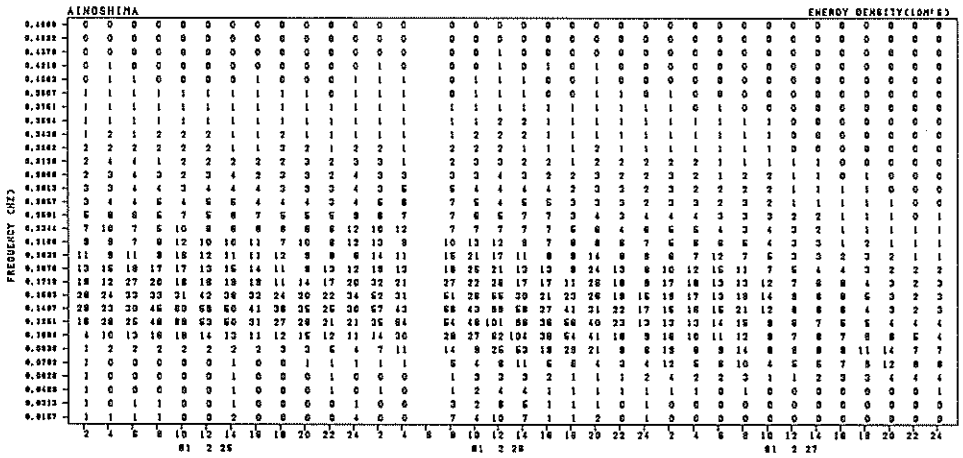

付図－5.27 (5)　パワースペクトルの経時変化

28. 苫小牧港 （5ケース）

(1) '82年10月19日16時～10月21日22時

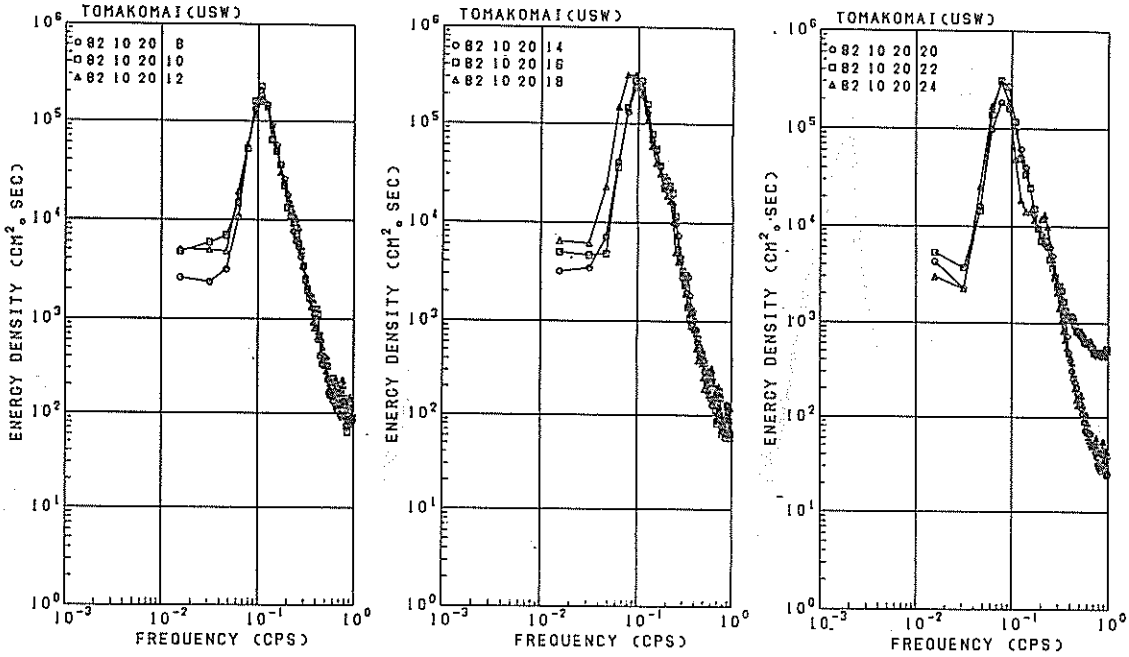

a　　b　　c

付図－4.28(1)　パワースペクトル図

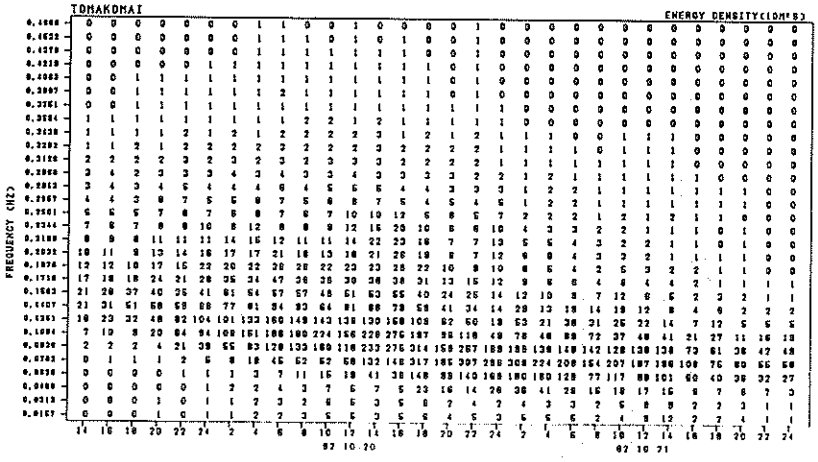

付図－5.28(1)　パワースペクトルの経時変化

(2)　'83年 4 月29日 4 時～ 4 月30日 2 時

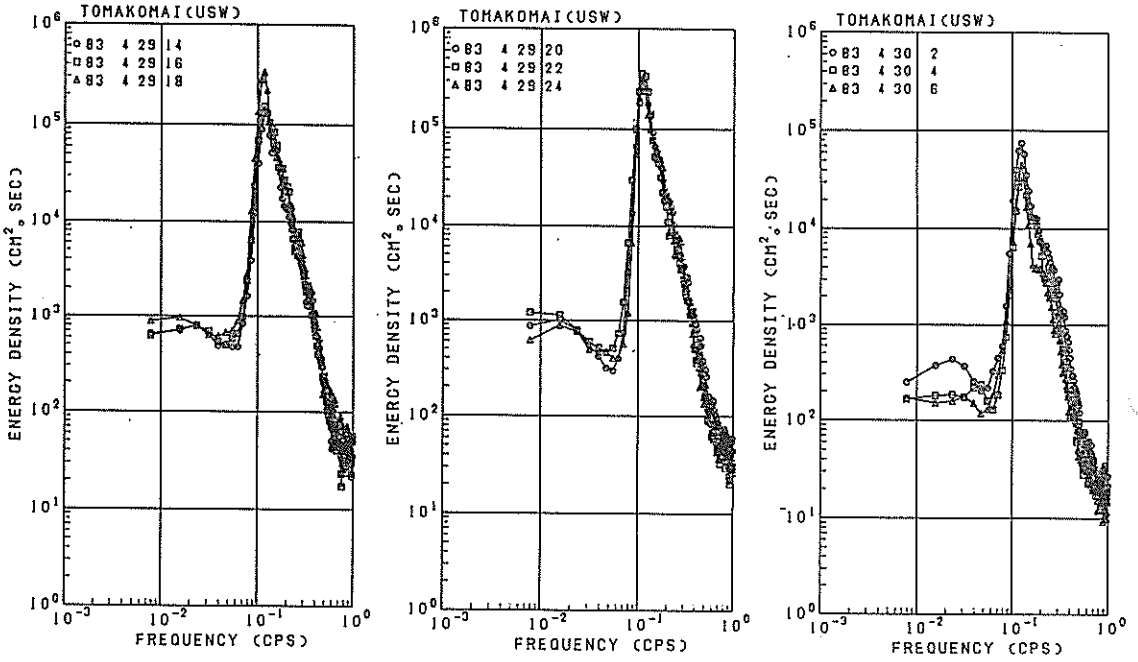

a　　b　　c

付図－ 4.28(2)　パワースペクトル図

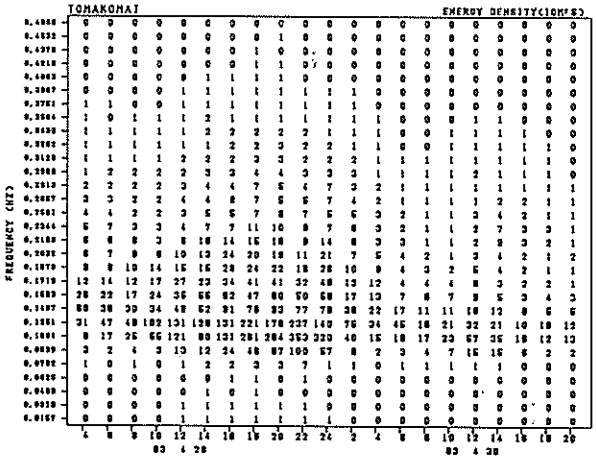

付図－ 5.28(2)　パワースペクトルの経時変化

(3)　'84年 9 月 9 日12時～ 9 月10日 8 時

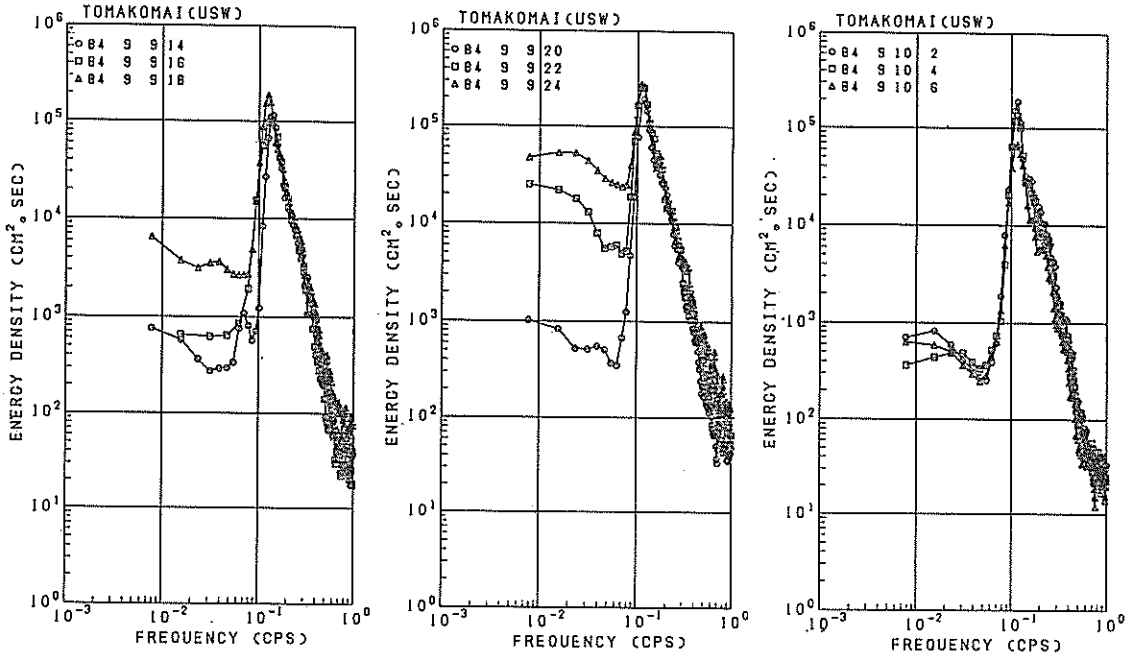

a　　b　　c

付図－4.28(3)　パワースペクトル図

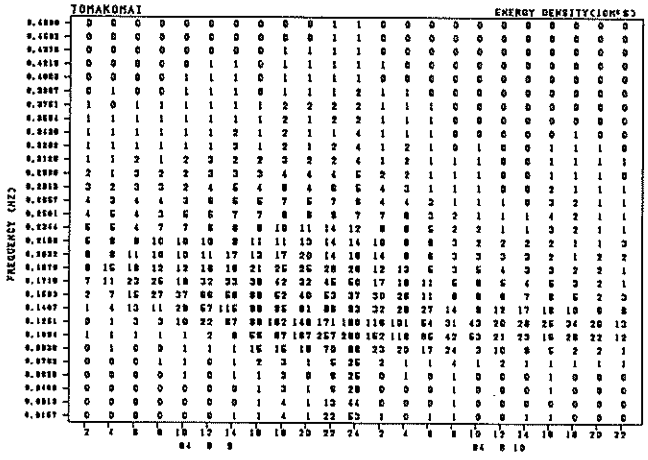

付図－5.28(3)　パワースペクトルの経時変化

(4)　'83年 4 月 1 日22時～ 4 月 3 日14時

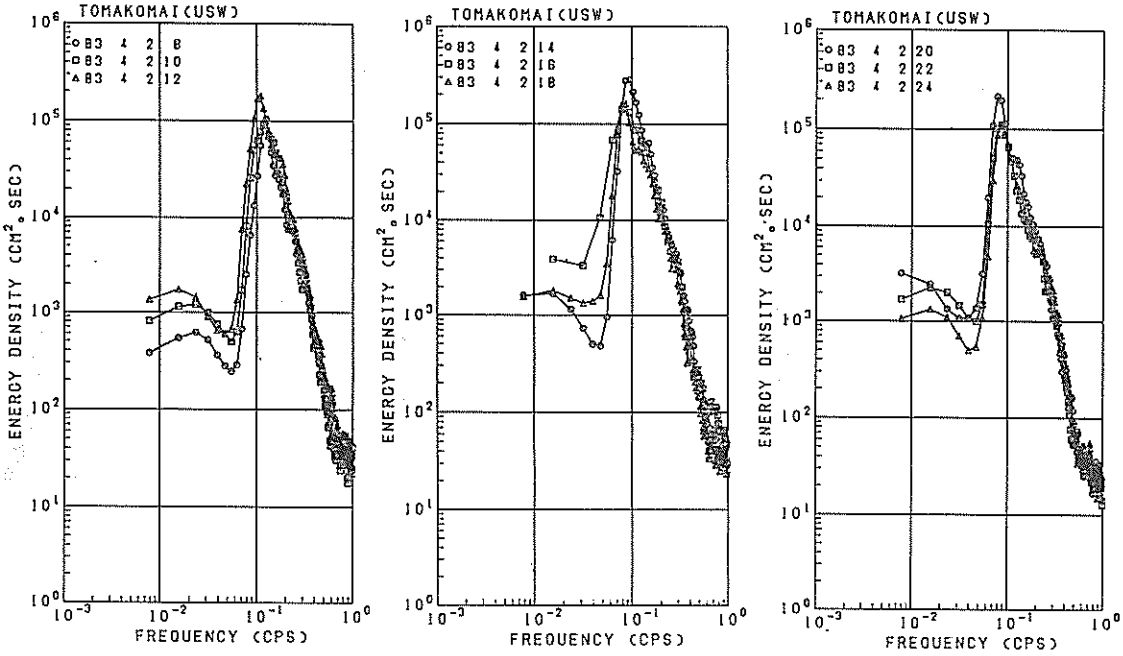

a　　b　　c

付図－4.28(4)　パワースペクトル図



付図－5.28(4)　パワースペクトルの経時変化

(5)　'83年 9 月24日14時～ 9 月25日14時

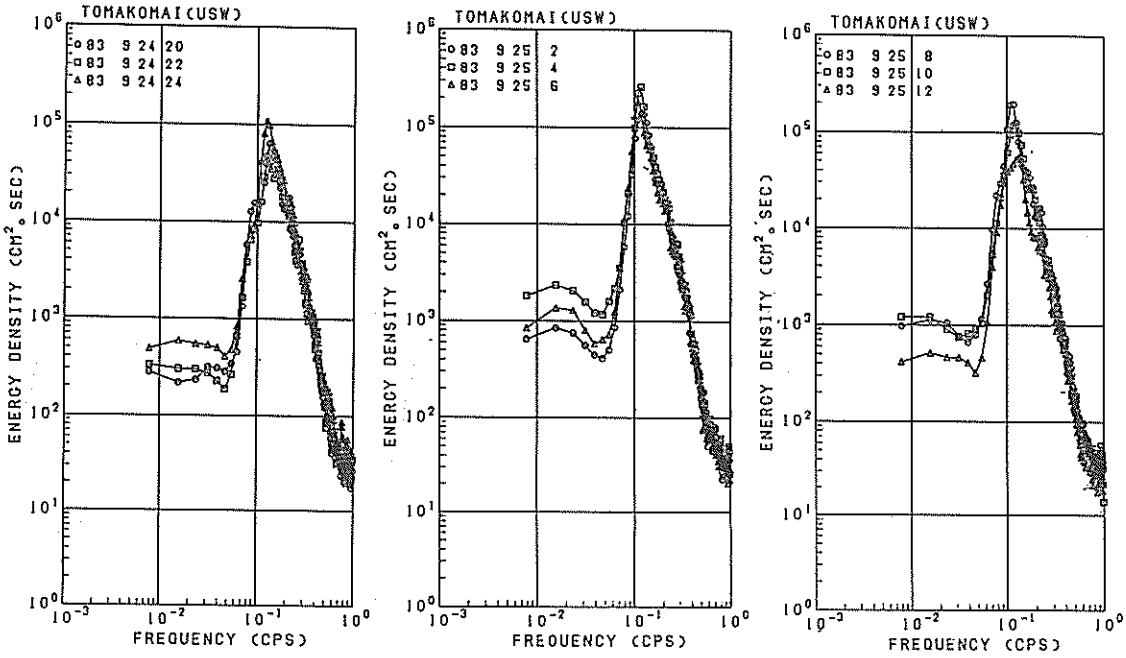

a　　b　　c

付図－4.28(5)　パワースペクトル図

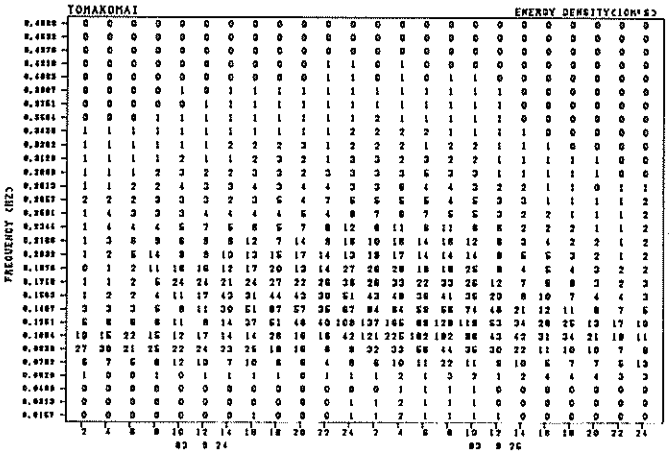

付図－5.28(5)　パワースペクトルの経時変化

29. 瀬 棚 港 （5ケース）

(1) '83年11月30日20時～12月 5 日10時

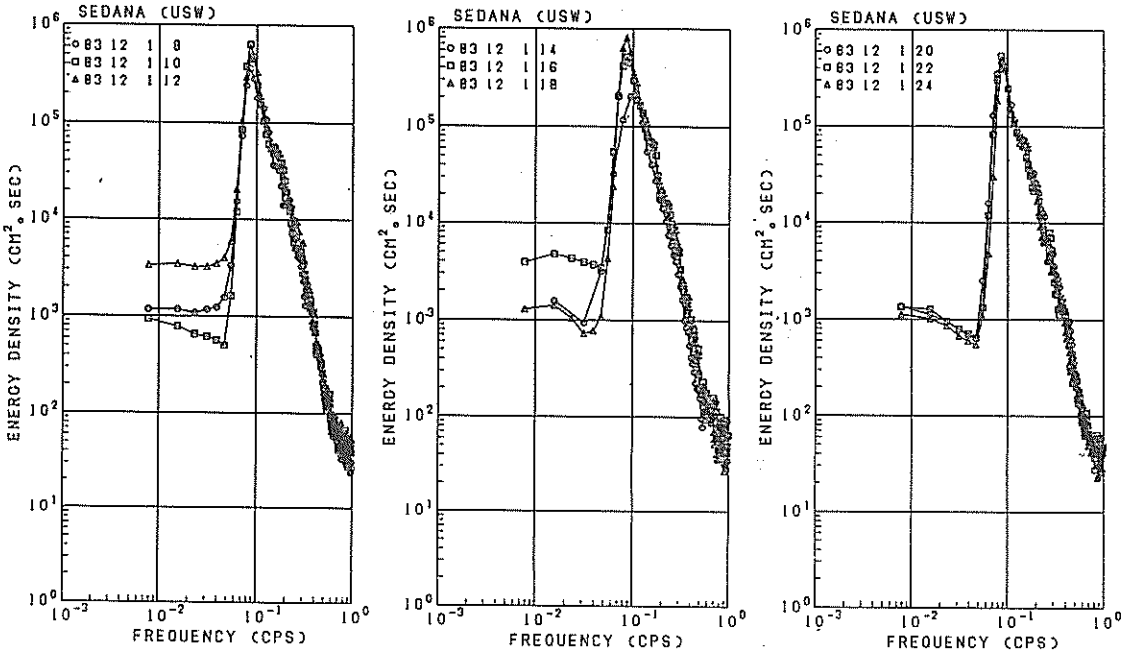

付図－4.29(1)　パワースペクトル図

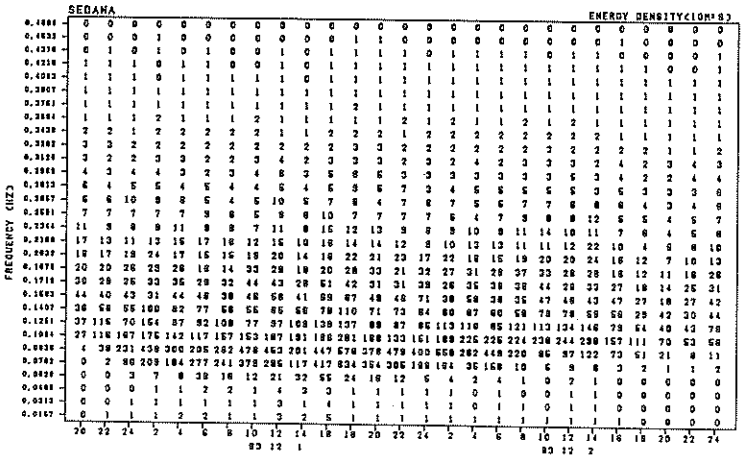

付図－5.29(1)　パワースペクトルの経時変化

(2)　'84年10月27日24時～10月28日18時

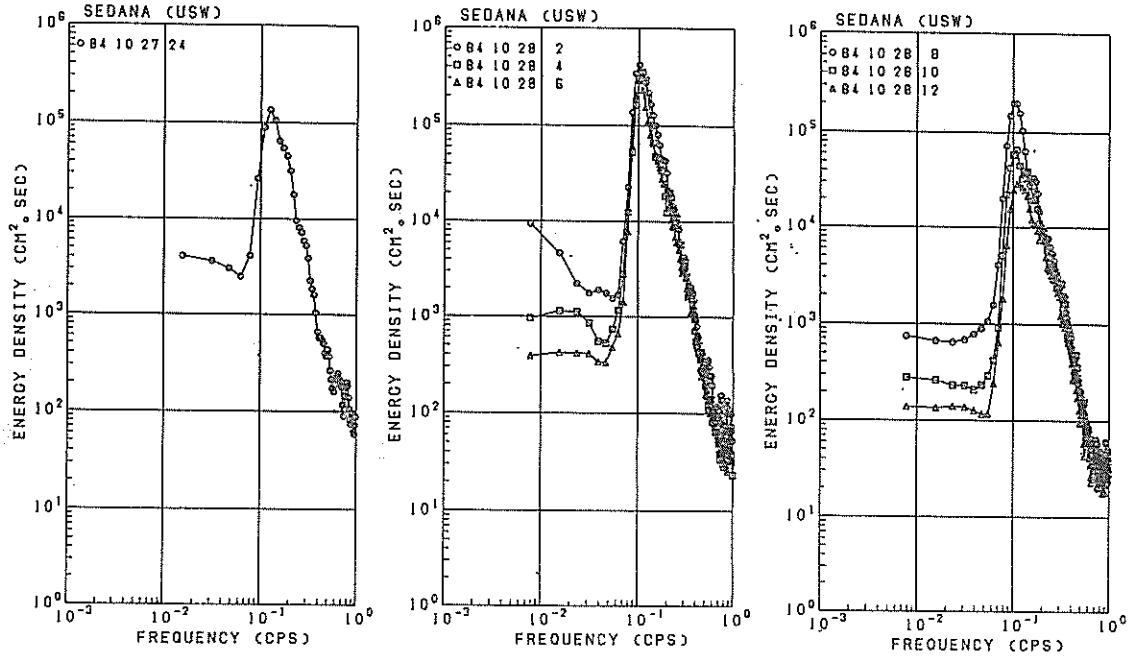

a　　b　　c

付図－4.29(2)　パワースペクトル図

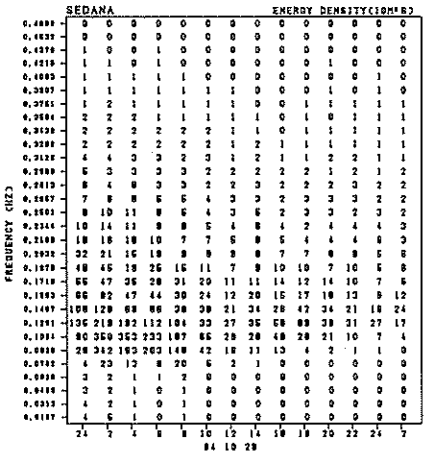

付図－5.29(2)　パワースペクトルの経時変化

(3)　'83年 1 月 8 日10時～ 1 月15日24時

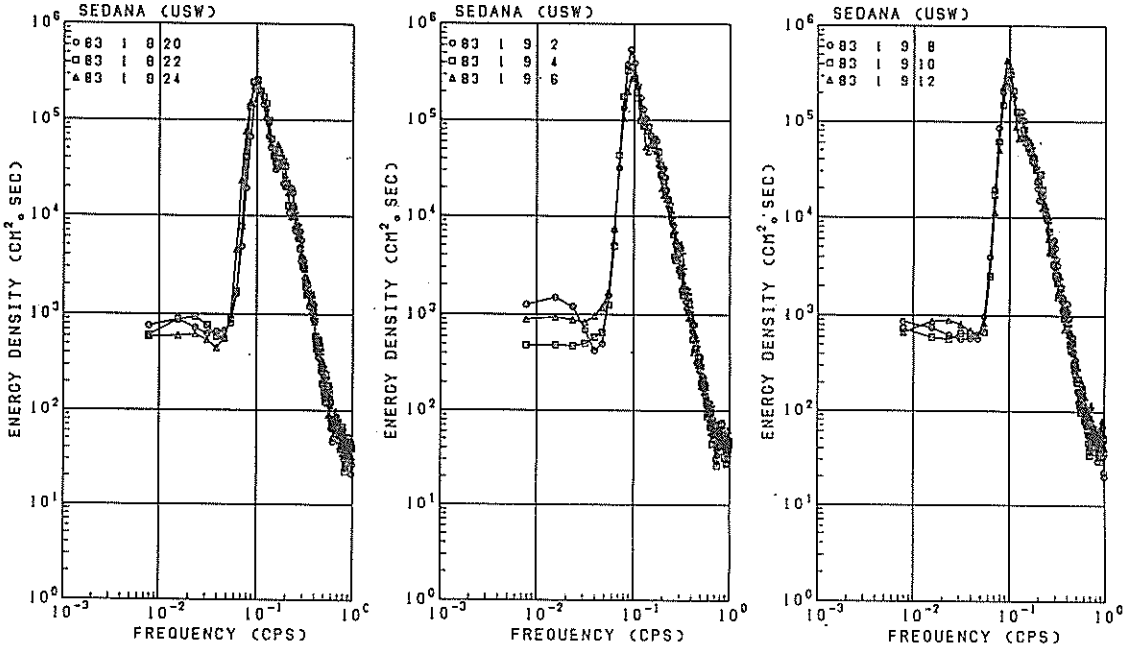

a　　b　　c

付図－4.29(3)　パワースペクトル図



付図－5.29(3)　パワースペクトルの経時変化

(4)　'84年11月27日2時～11月29日20時

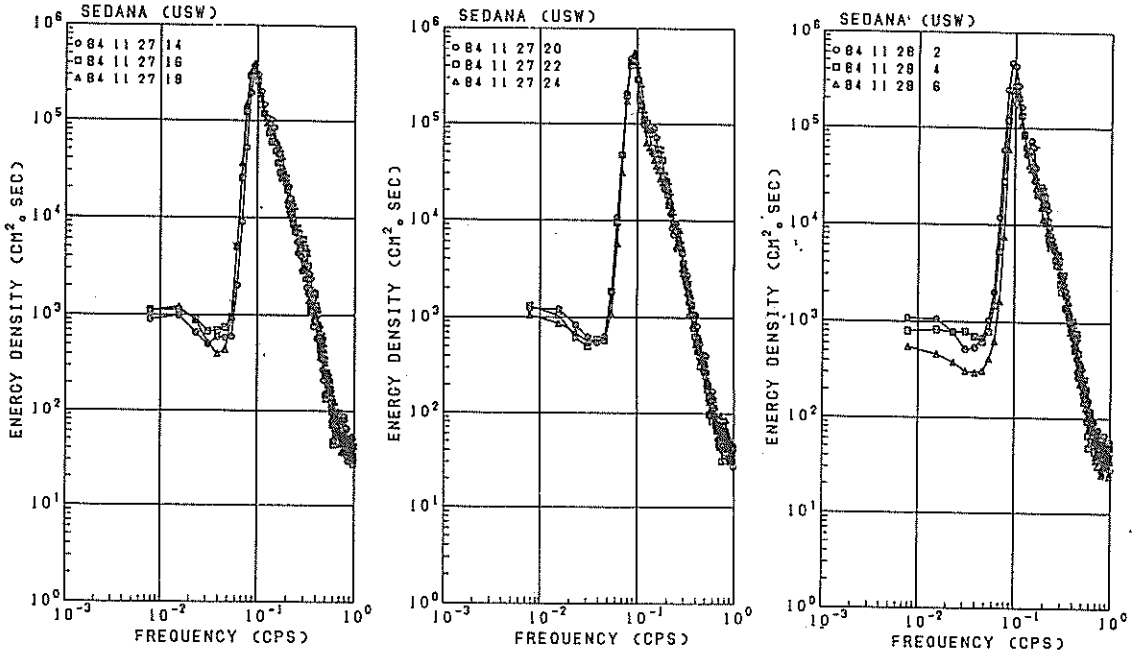

a　　b　　c

付図－4.29(4)　パワースペクトル図

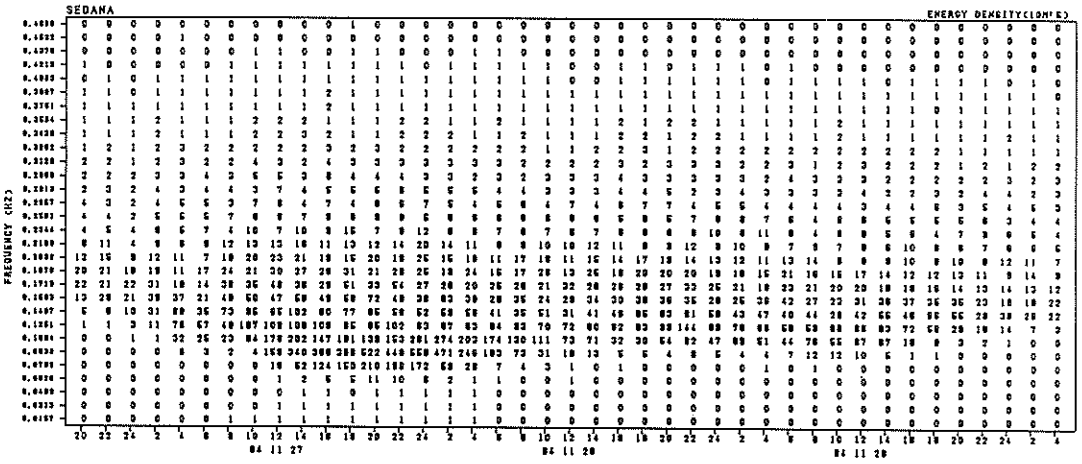

付図－5.29(4)　パワースペクトルの経時変化

(5)　'83年11月17日22時～11月20日 2時

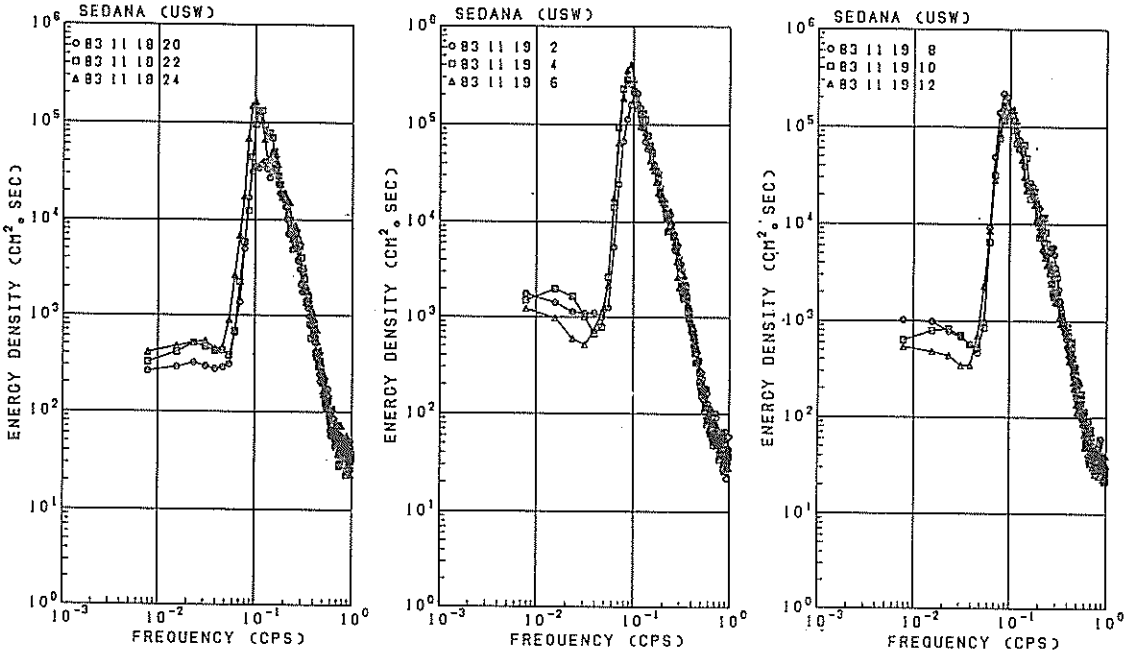

付図－4.29(5)　パワースペクトル図

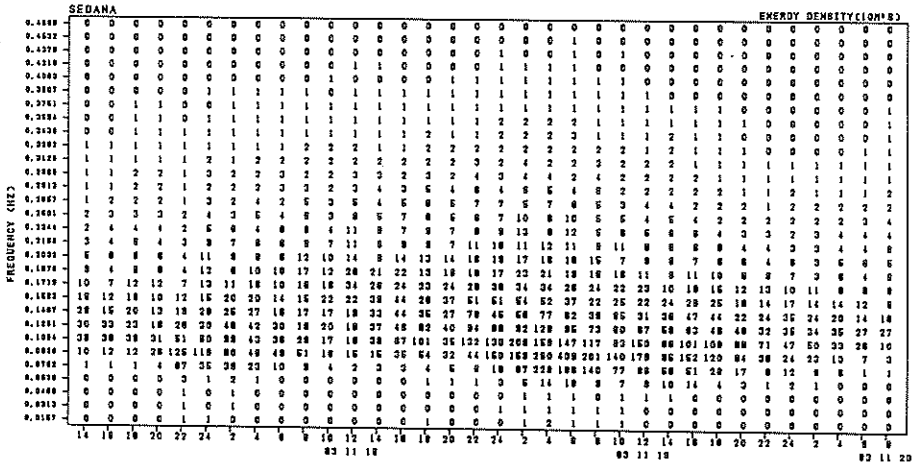

付図－5.29(5)　パワースペクトルの経時変化

30. 留 萌 港 （5ケース）

(1) '82年11月24日14時～11月27日 2時

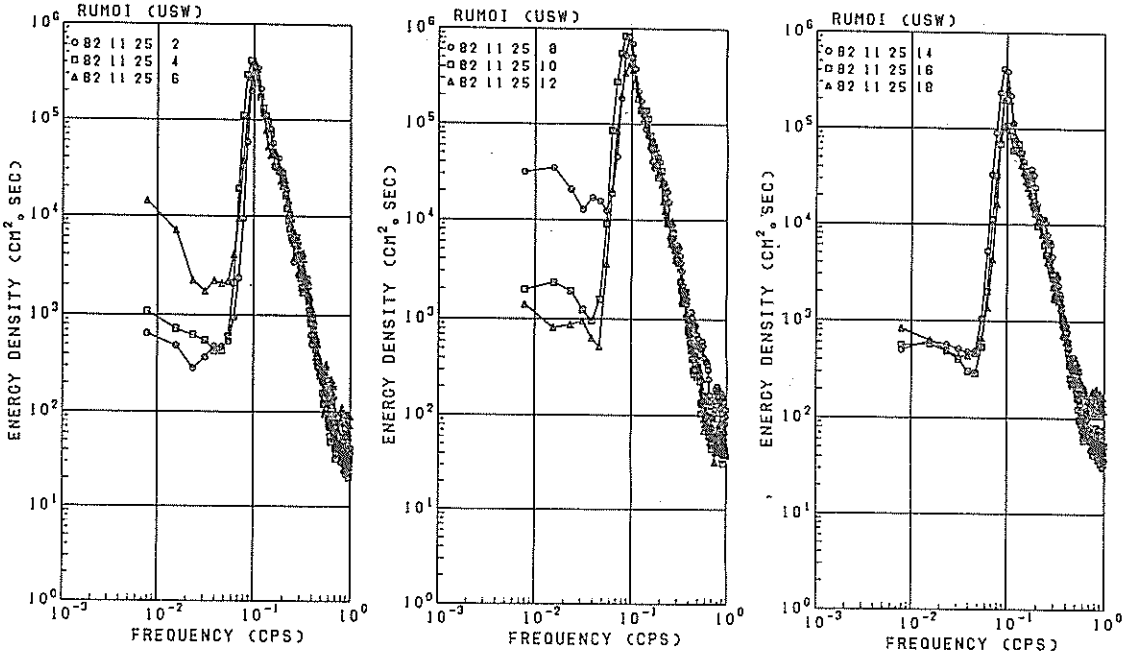

a　　b　　c

付図－4.30(1)　パワースペクトル図

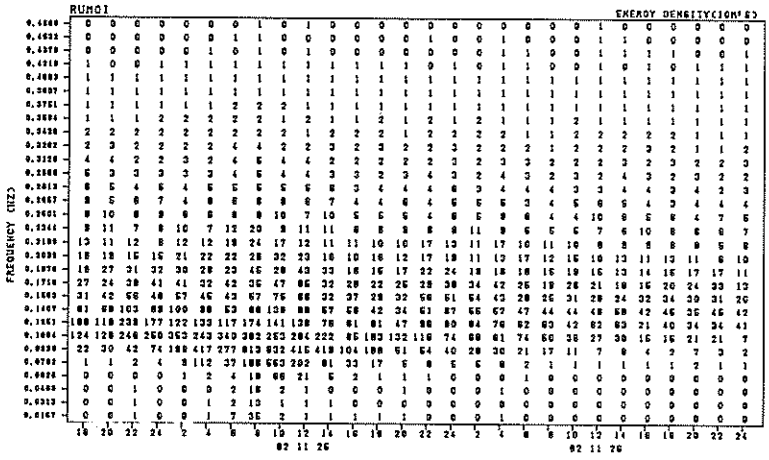

付図－5.30(1)　パワースペクトルの経時変化

(2)　'84年10月3日14時～10月6日14時

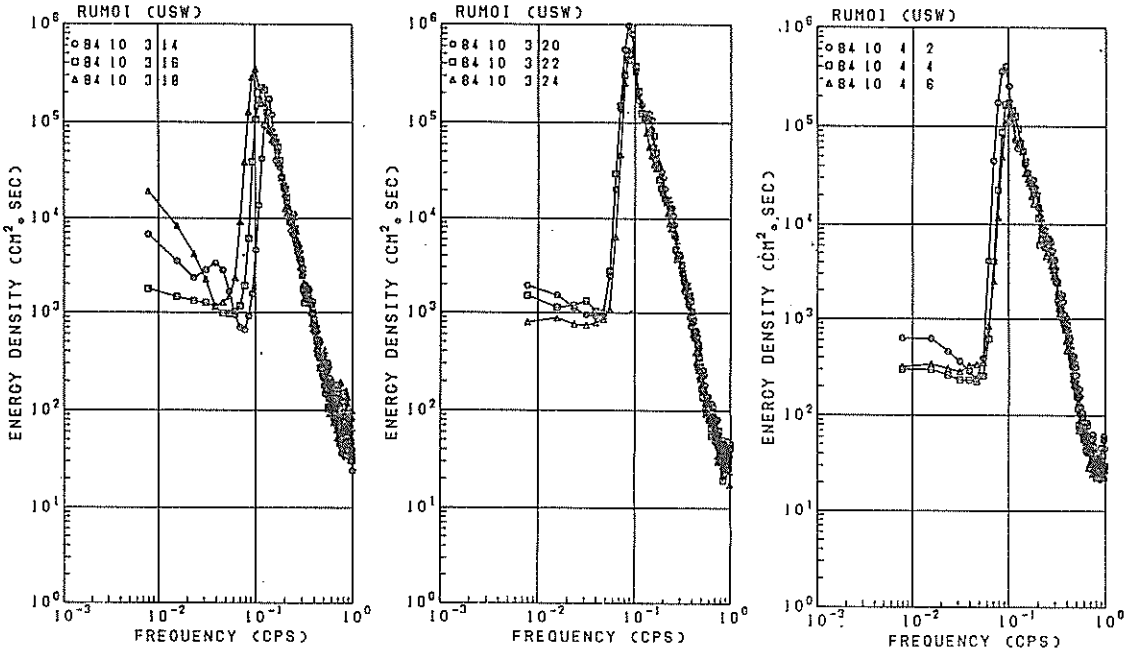

付図－4.30(2)　パワースペクトル図

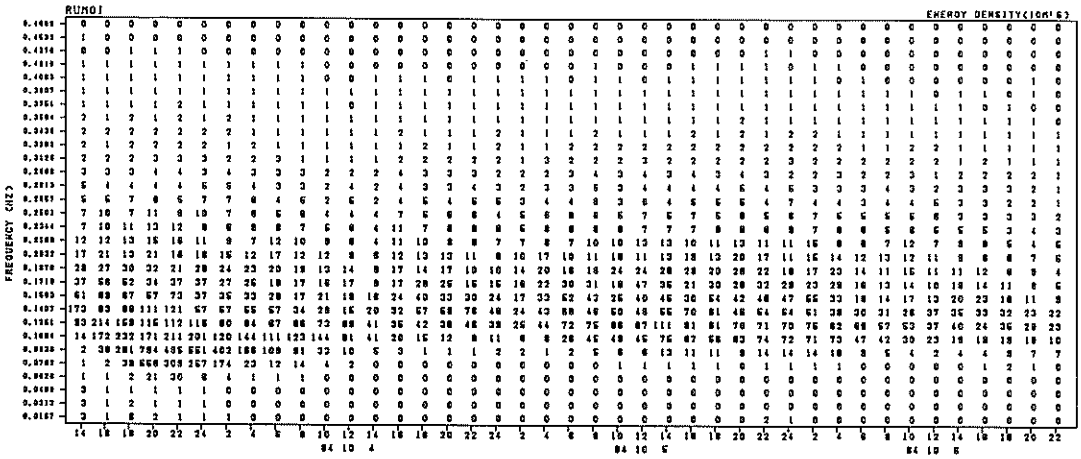

付図－5.30(2)　パワースペクトルの経時変化

(3)　'83年11月18日24時～11月19日22時

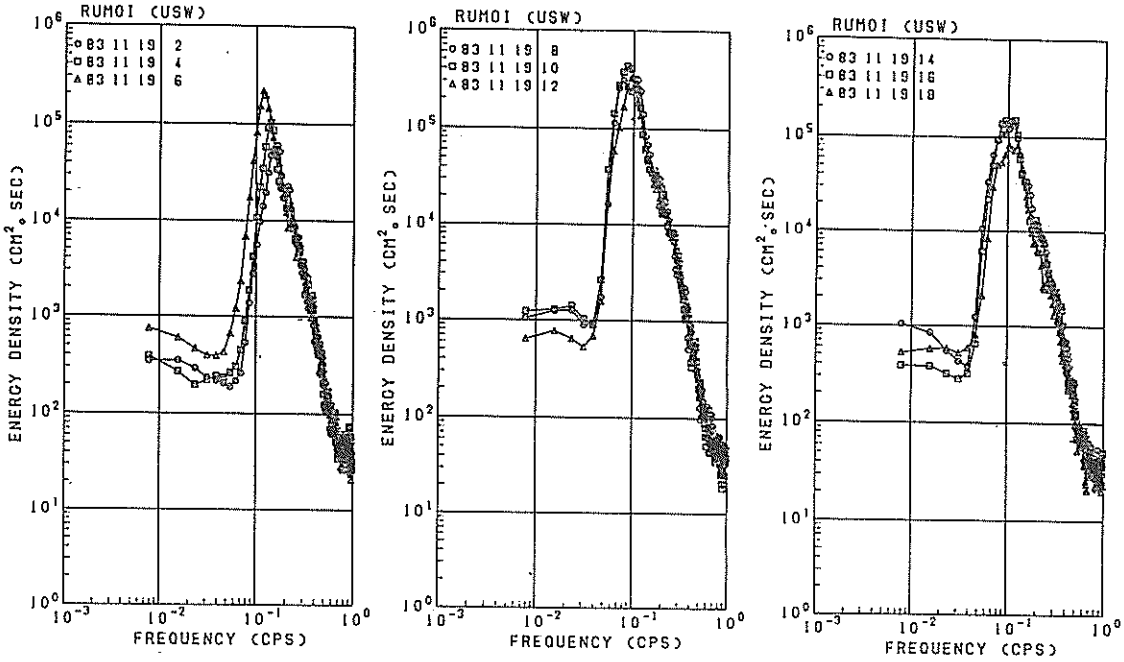

付図－4.30(3)　パワースペクトル図

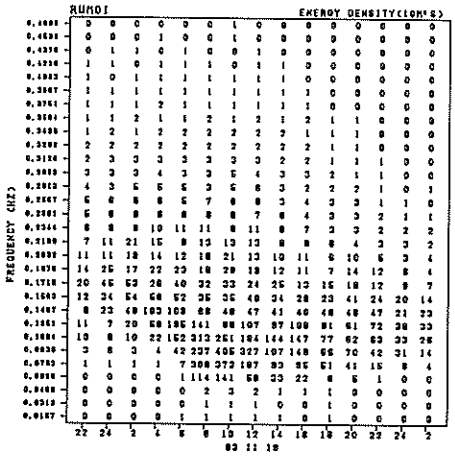

付図－5.30(3)　パワースペクトルの経時変化

(4)　'82年10月25日8時～10月28日2時

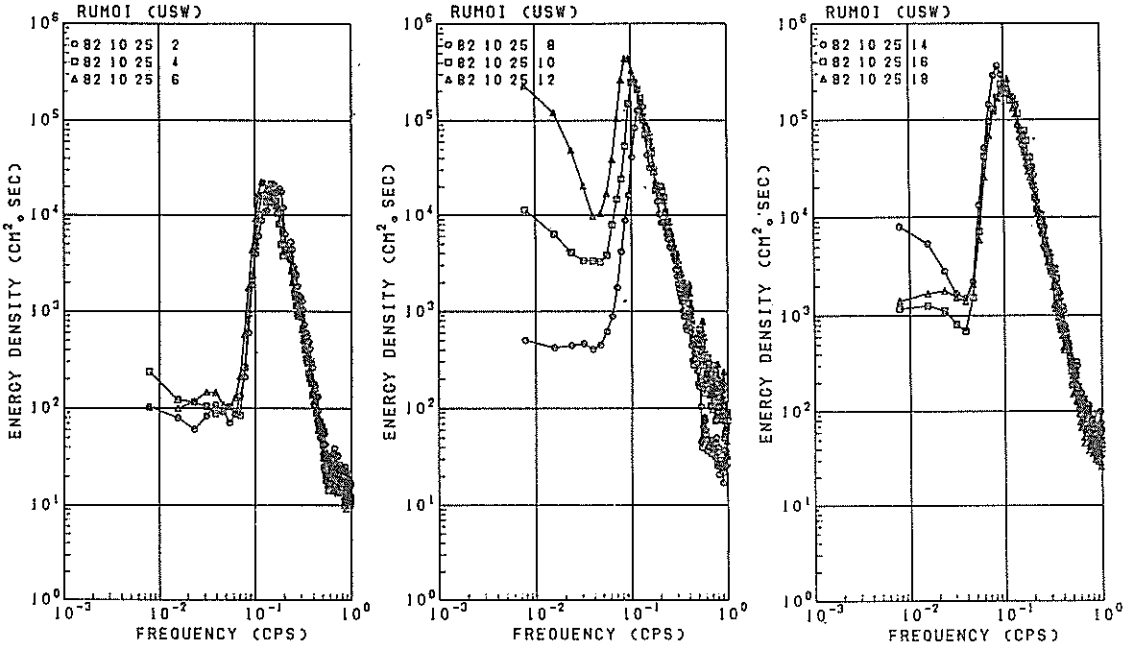

a　　b　　c

付図－4.30(4)　パワースペクトル図

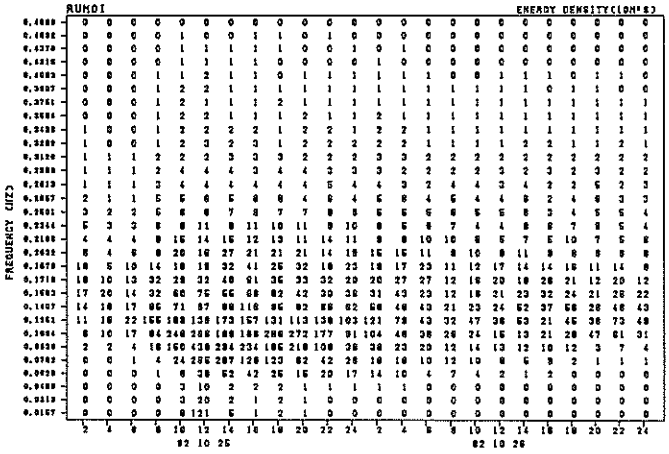

付図－5.30(4)　パワースペクトルの経時変化

(5)　'81年10月23日 4 時～10月26日20時

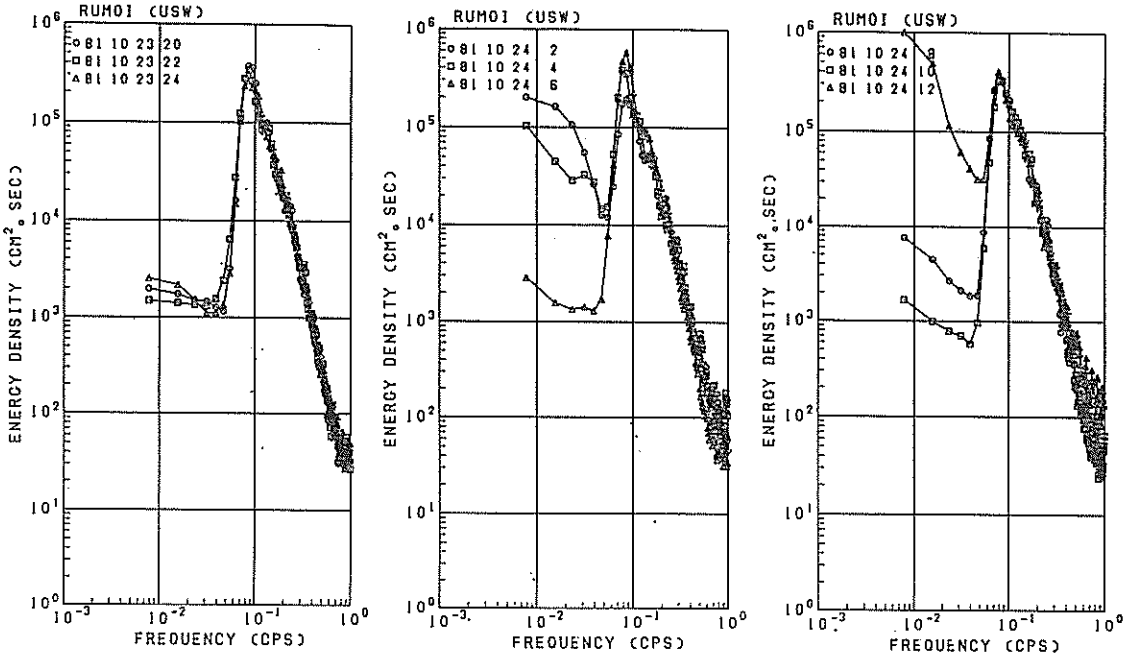

付図－4.30(5)　パワースペクトル図

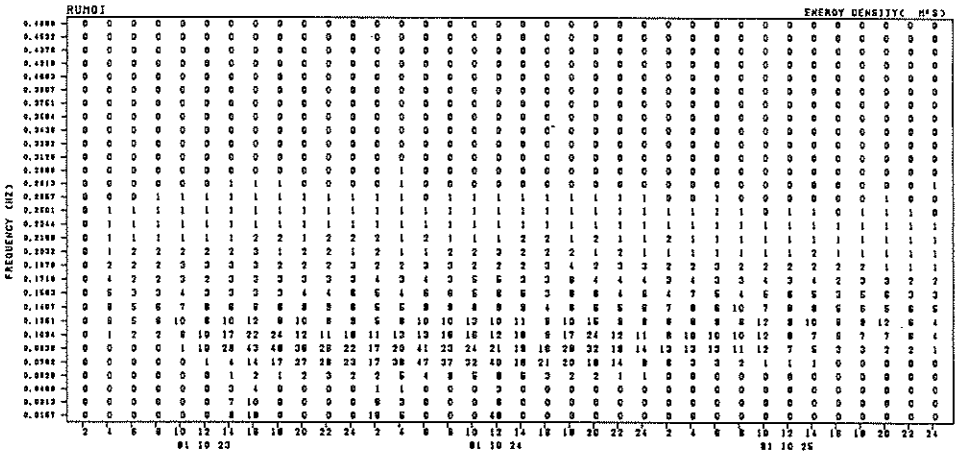

付図－5.30(5)　パワースペクトルの経時変化

31. 中 城 湾 （5ケース）

(1) ’79年 8 月21 日 6 時～ 8 月22日16時

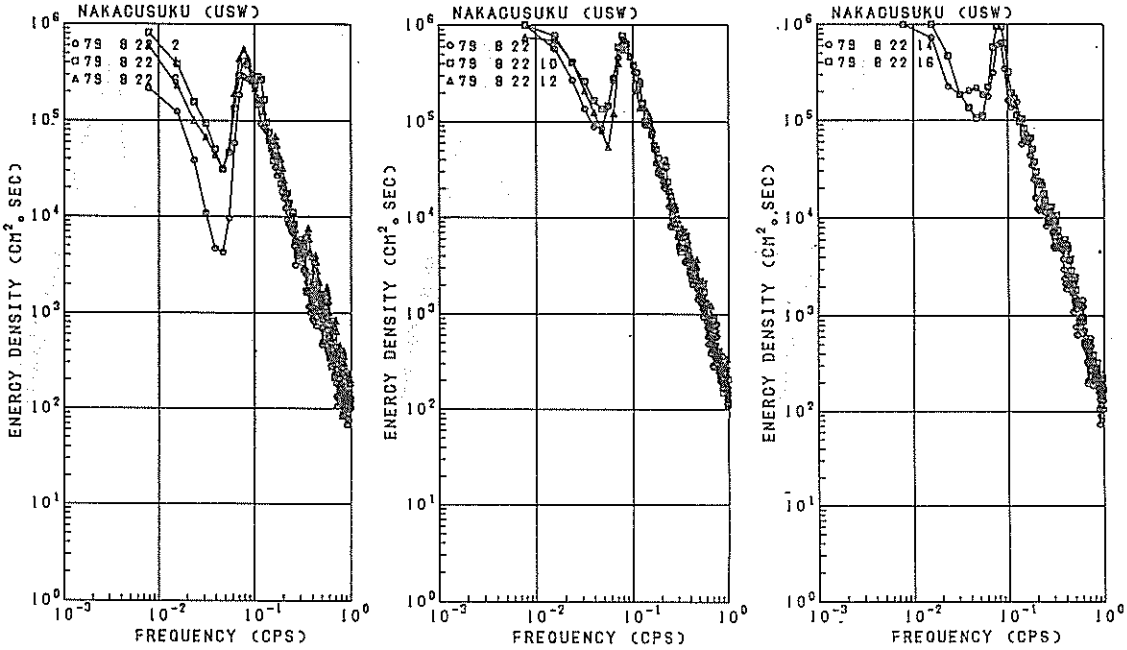

a b c

付図－4.31(1) パワースペクトル図

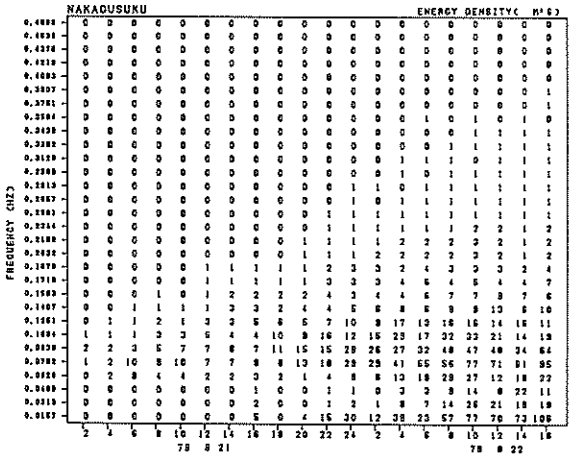

付図－5.31(1) パワースペクトルの経時変化

(2)　'83年 9 月23 日24 時～ 9 月27日 22時

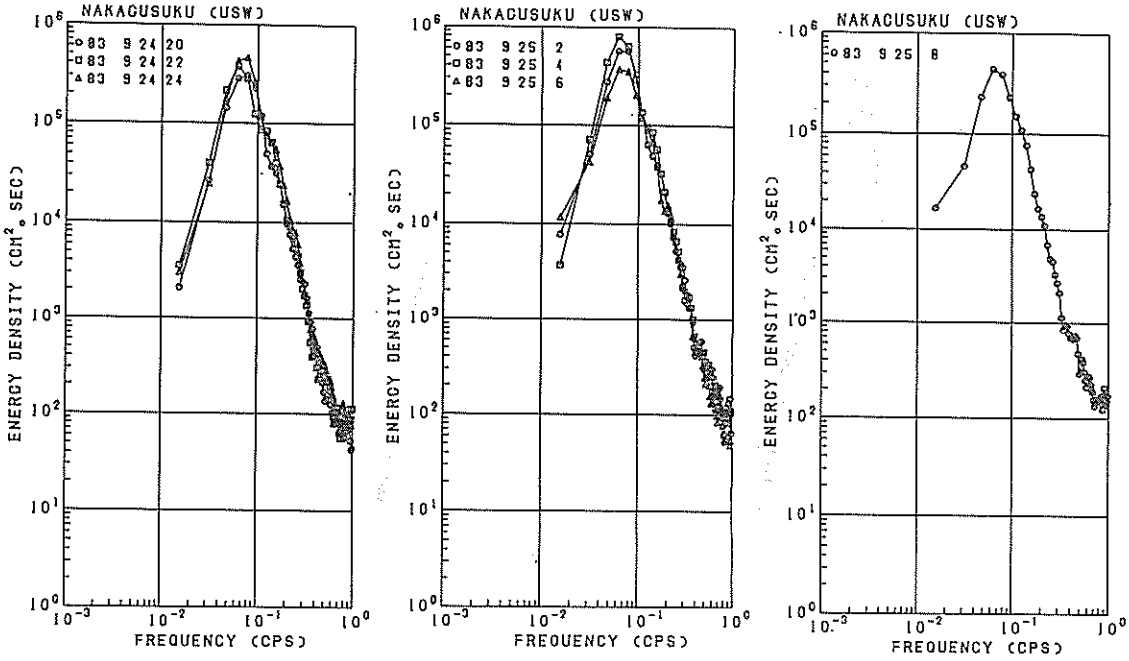

a　　b　　c

付図－4.31(2)　パワースペクトル図

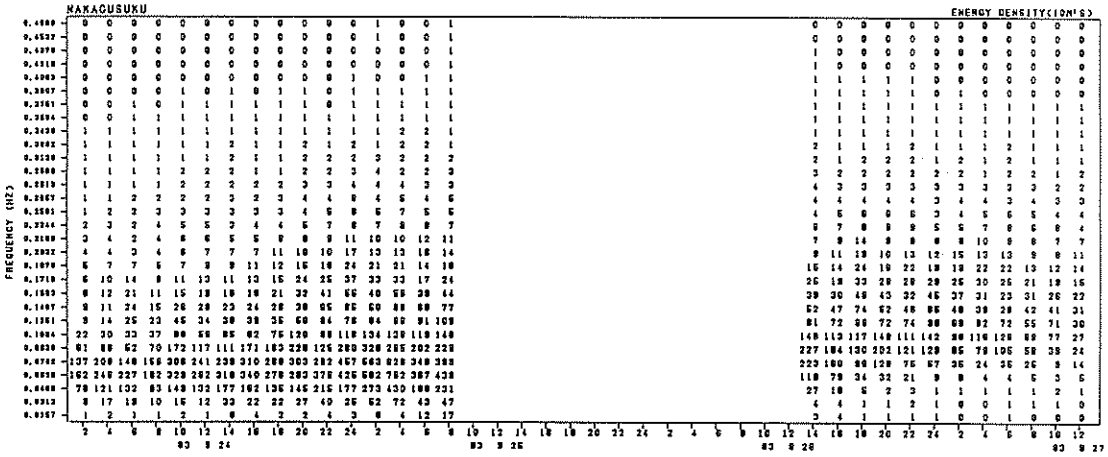

付図－5.31(2)　パワースペクトルの経時変化

(3)　'81年 8 月29日 8 時～ 9 月 1 日 8 時

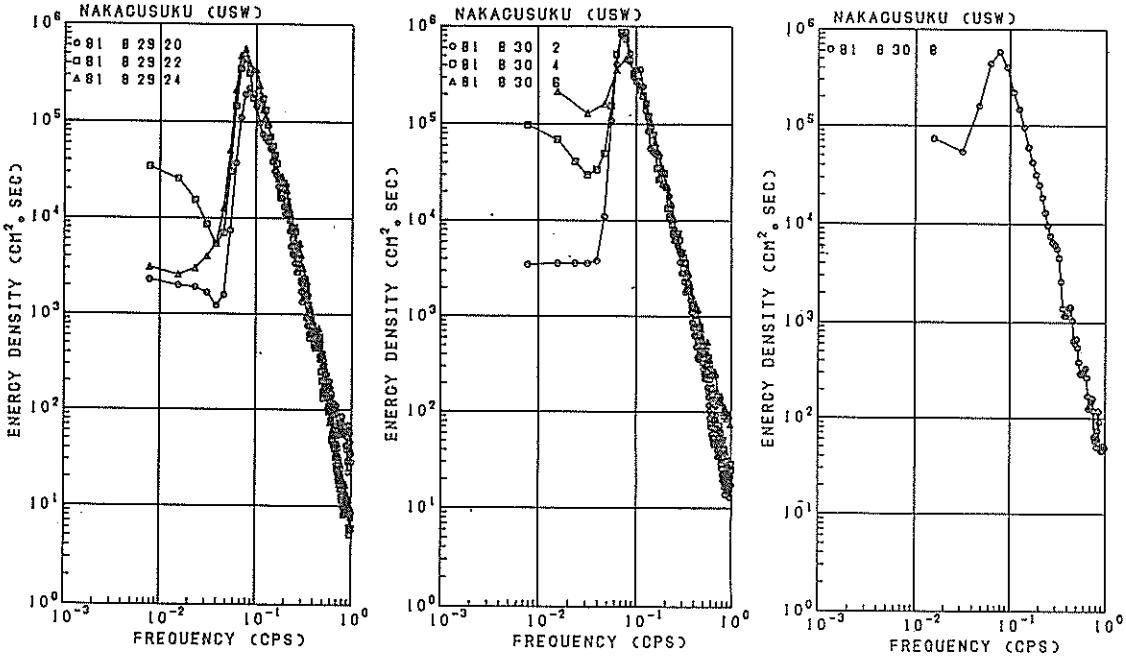

付図－4.31(3)　パワースペクトル図

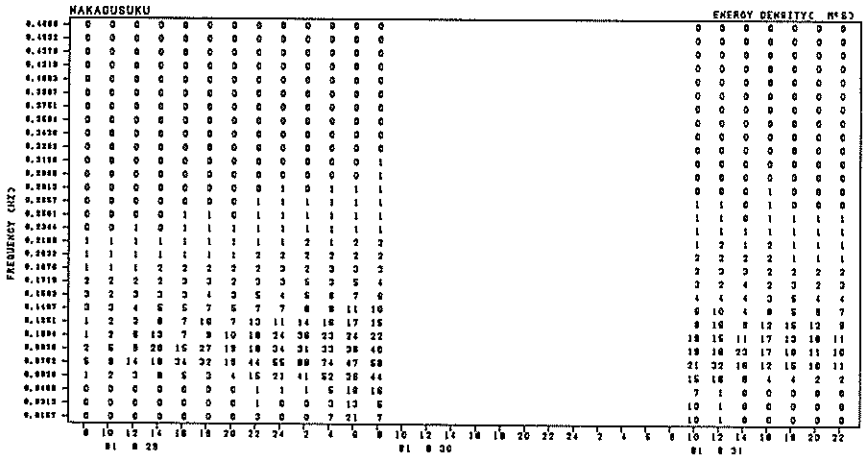

付図－5.31(3)　パワースペクトルの経時変化

(4)　'84年 8 月16日 4 時～ 8 月20日24時

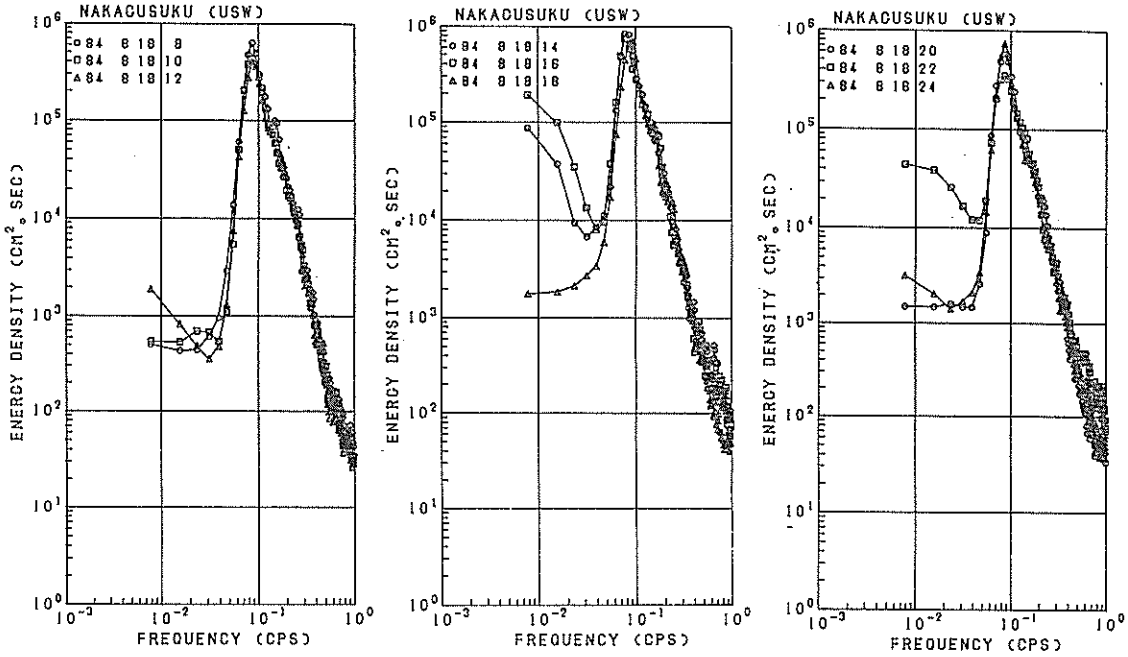

付図－4.31(4)　パワースペクトル図

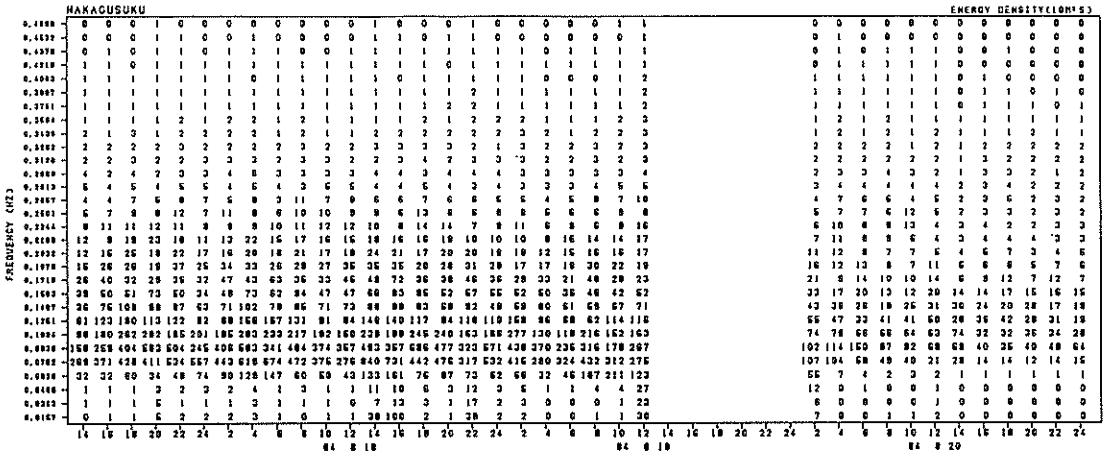

付図－5.31(4)　パワースペクトルの経時変化

(5)　'78年 7 月24 日 8 時～ 7 月29日16時

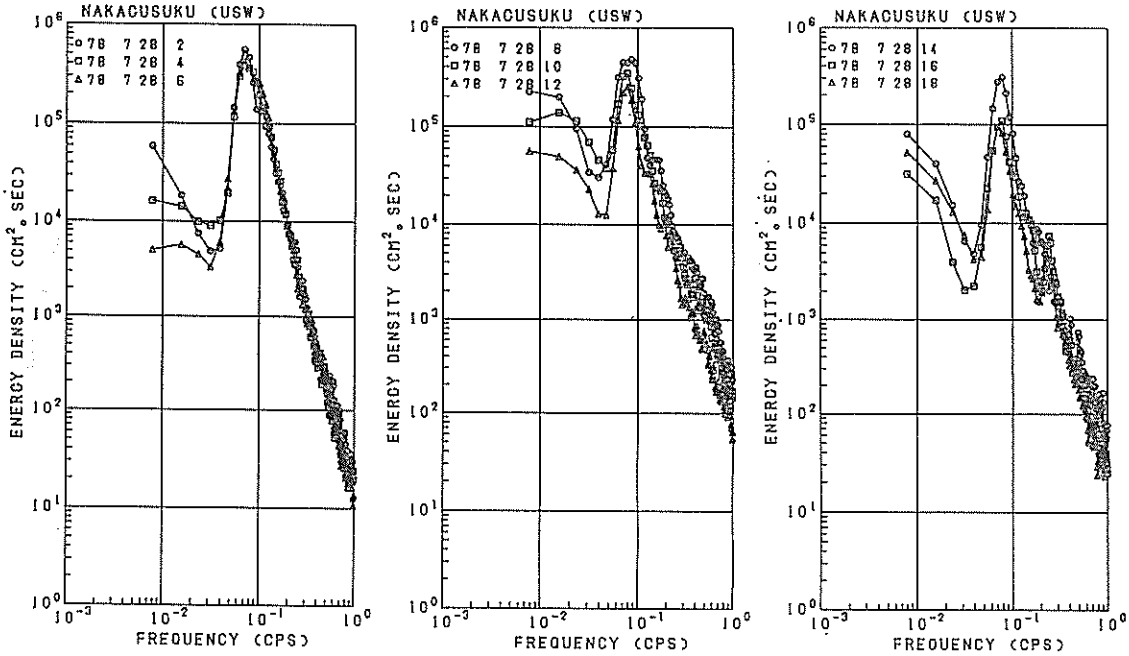

付図－4.31(5)　パワースペクトル図

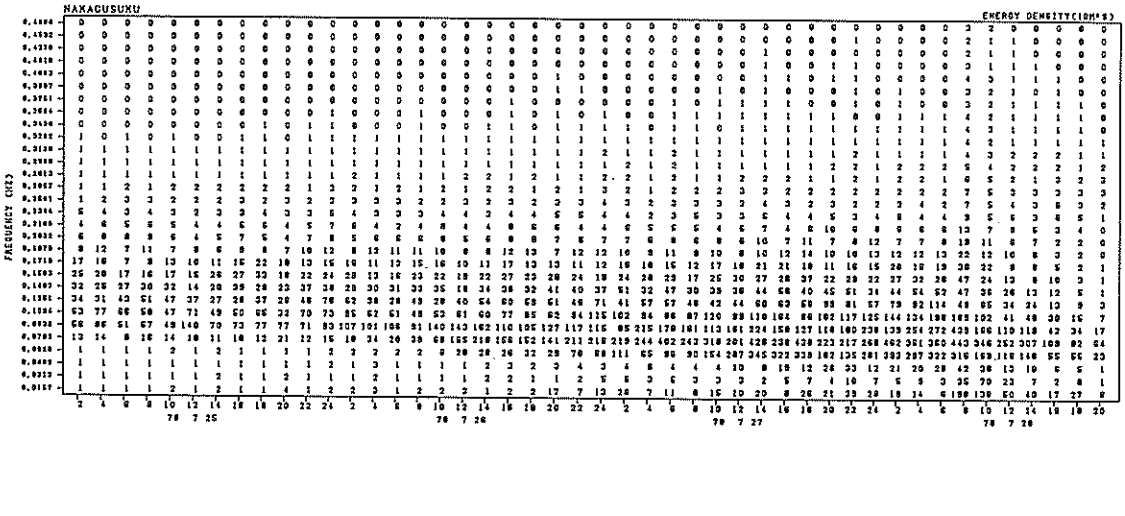

付図－5.31(5)　パワースペクトルの経時変化

32. 那 覇 港 （5ケース）

(1) ’79年10月17日14時～10月19日18時

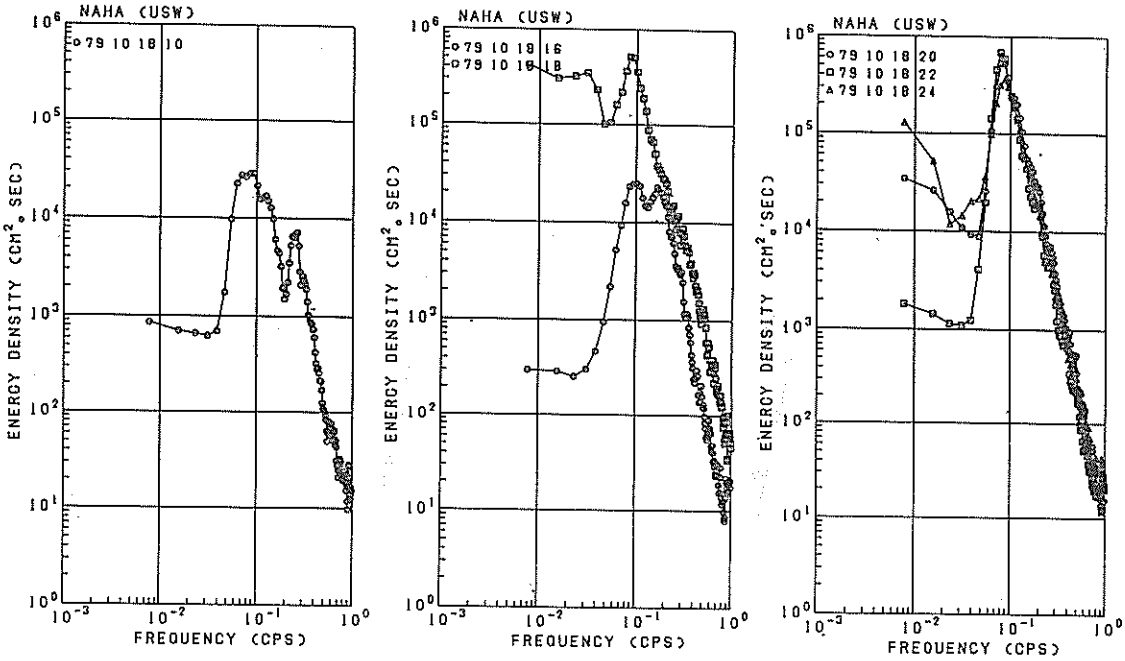

付図－4.32(1) パワースペクトル図

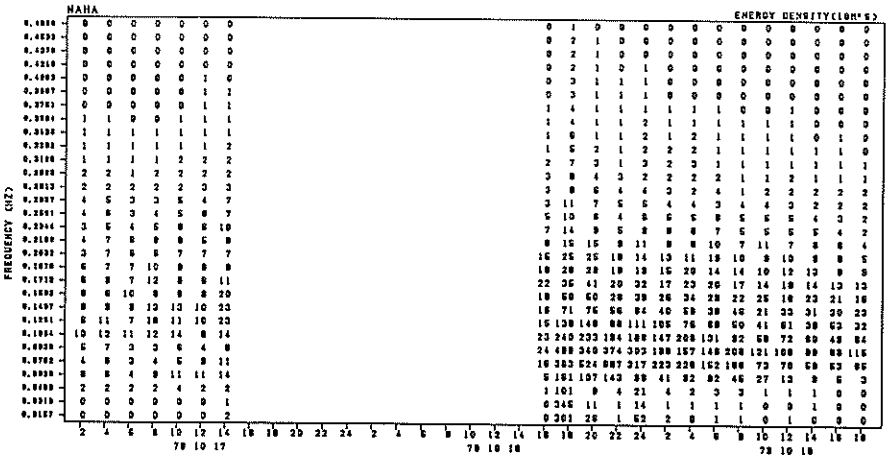

付図－5.32(1) パワースペクトルの経時変化

(2)　'79年 9 月26日16時～10月 1 日 2 時

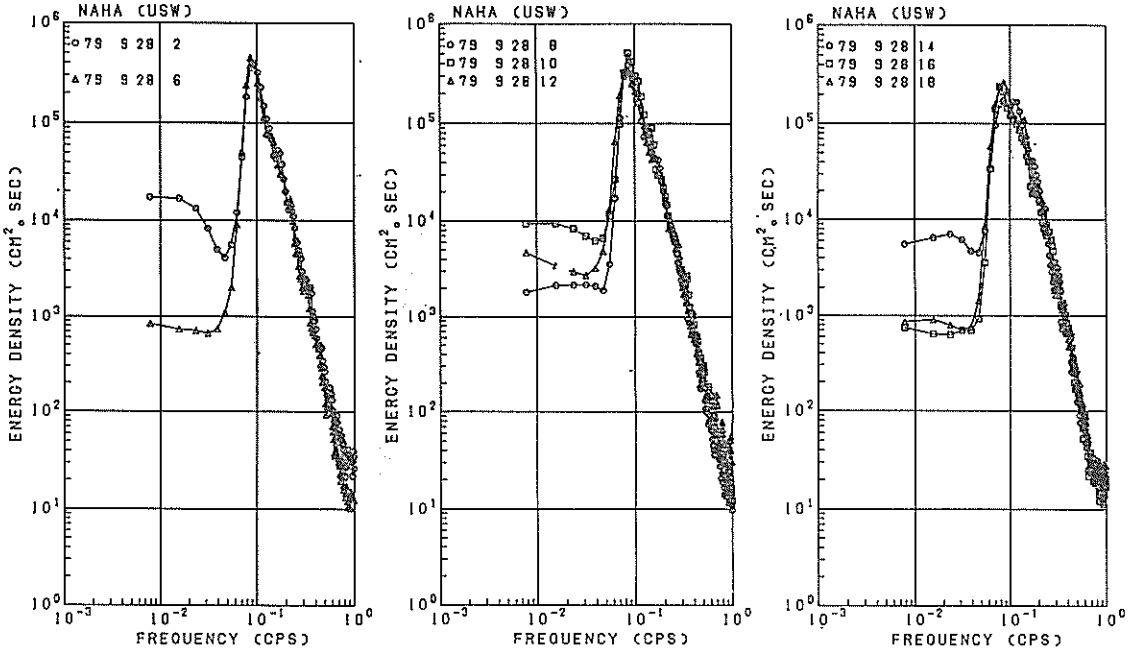

付図－4.32(2)　パワースペクトル図

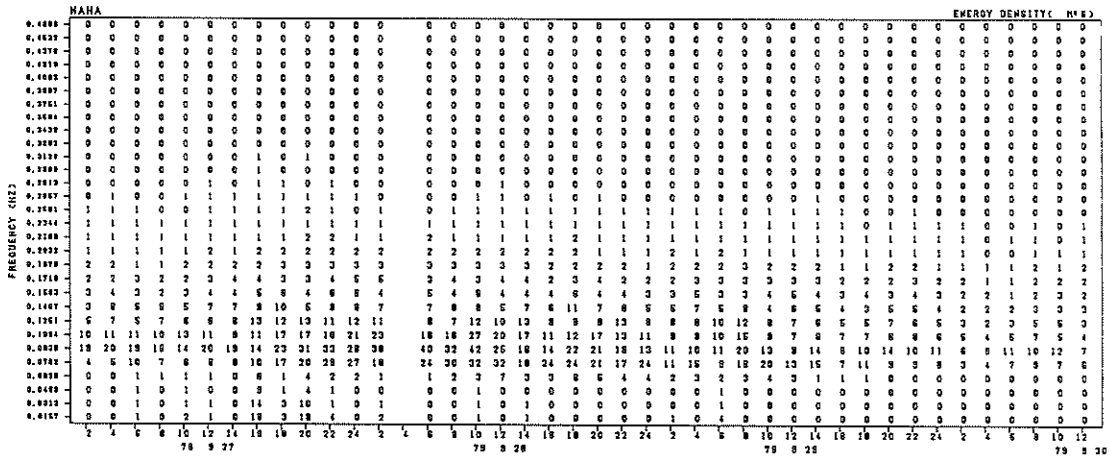

付図－5.32(2)　パワースペクトルの経時変化

(3)　'80年 9 月 9 日18時～ 9 月12日12時

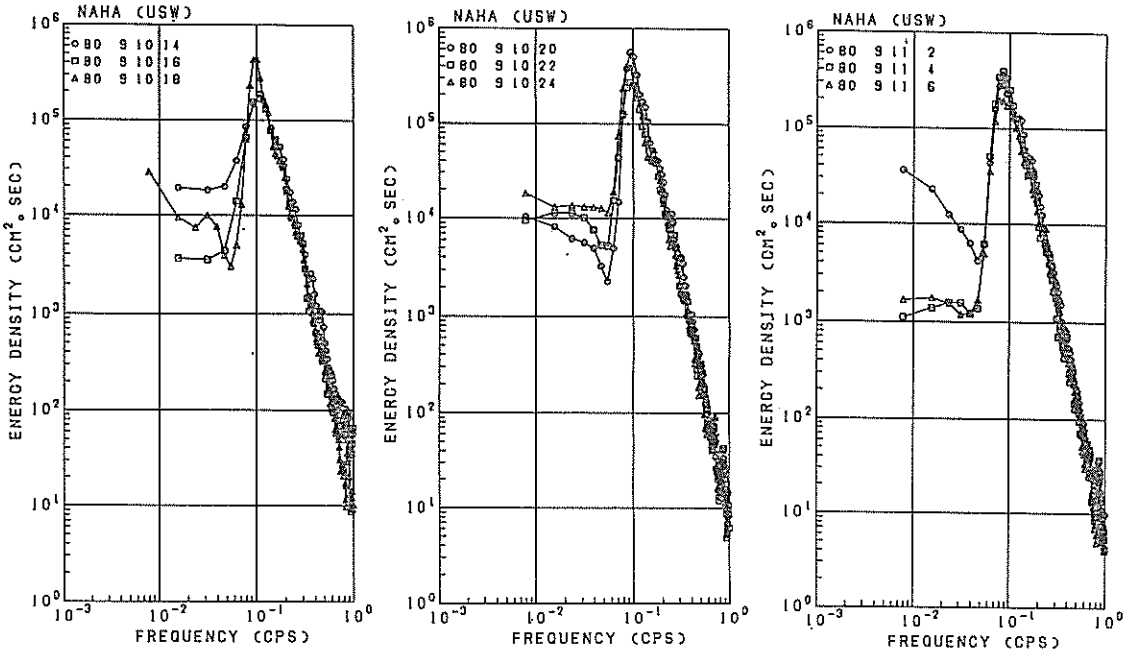

付図－4.32(3)　パワースペクトル図



付図－5.32(3)　パワースペクトルの経時変化

(4)　'80年10月12日22時～10月15日14時

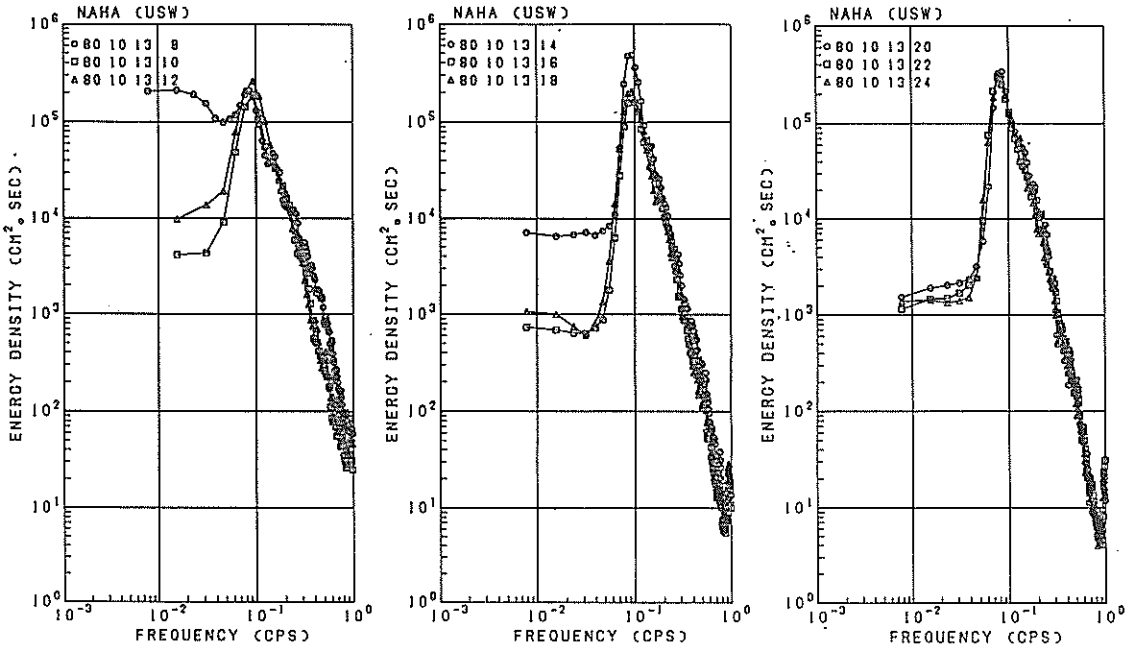

a　　b　　c

付図－4.32(4)　パワースペクトル図

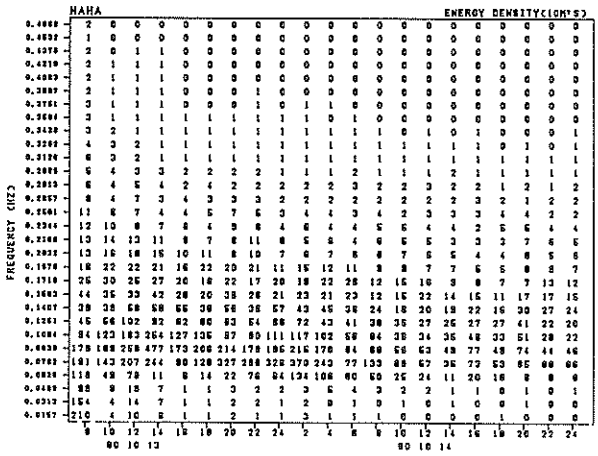

付図－5.32(4)　パワースペクトルの経時変化

(5)　'79年11月23日 6 時～11月24日10時

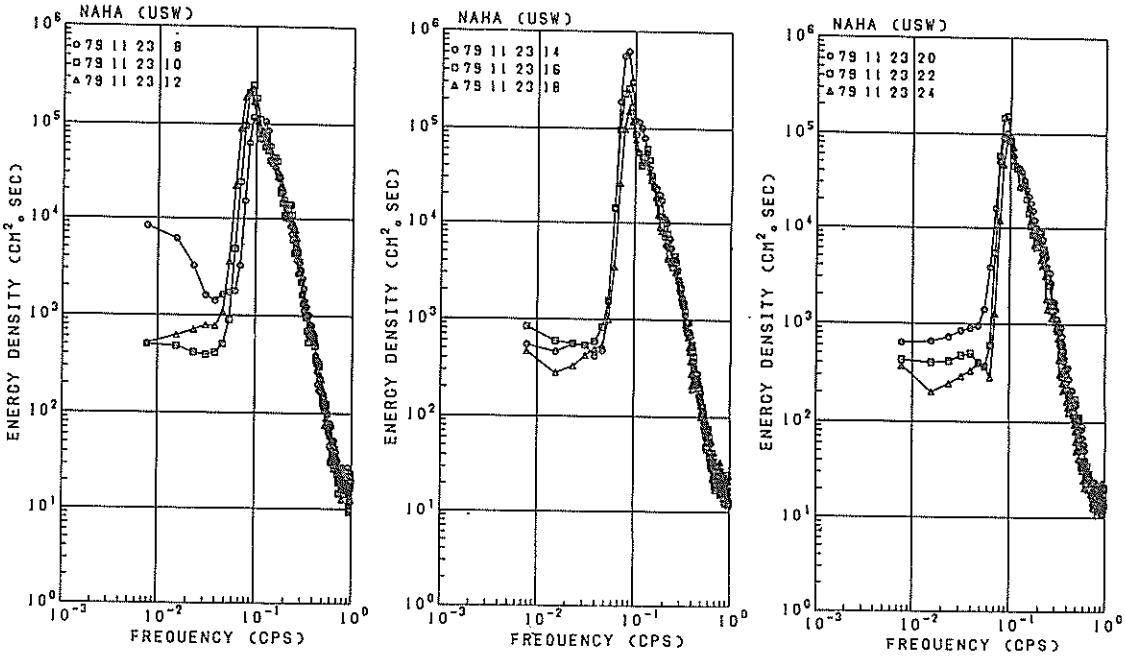

a　　b　　c

付図－4.32(5)　パワースペクトル図

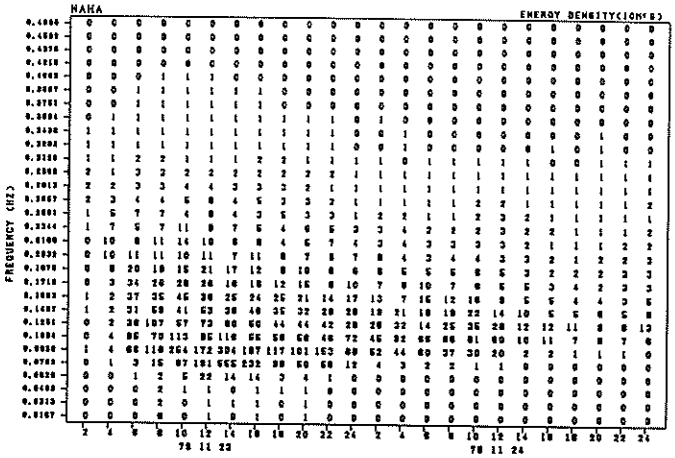

付図－5.32(5)　パワースペクトルの経時変化

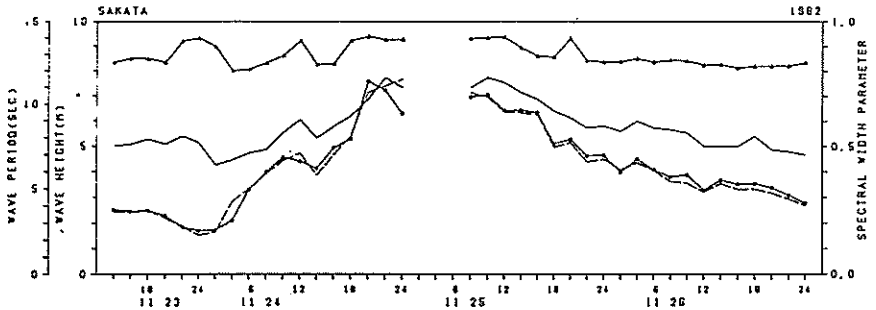

(1)

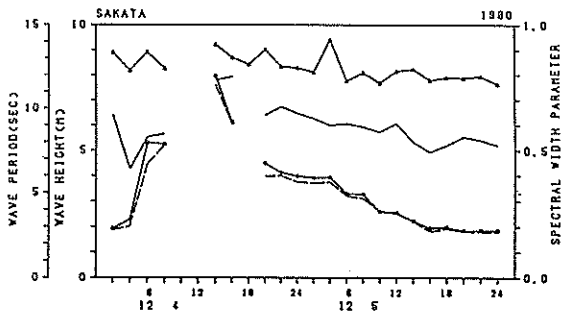

(2)

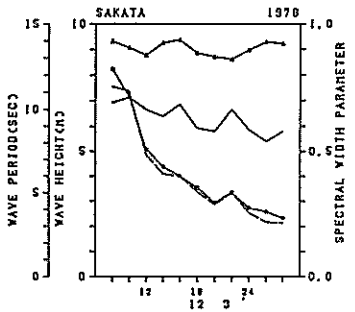

(3)

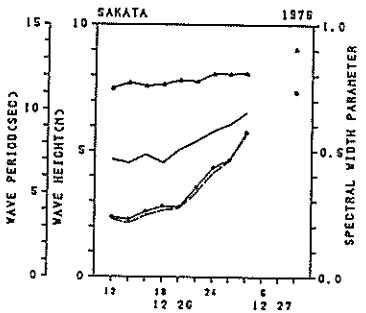

(4)

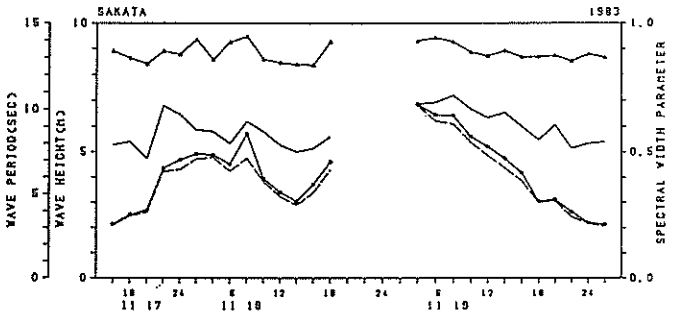

(5)

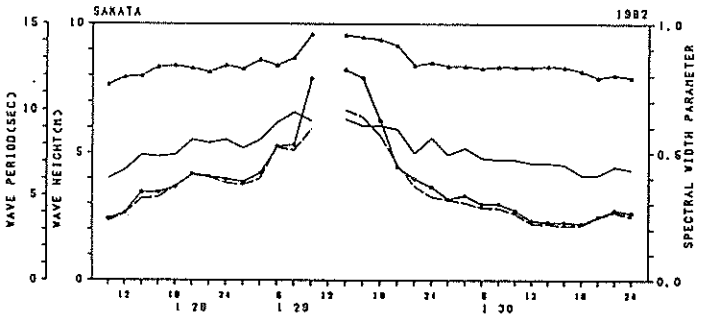

(6)

付図－6.1　酒田港　有義波及びスペクトル幅パラメータの経時変化

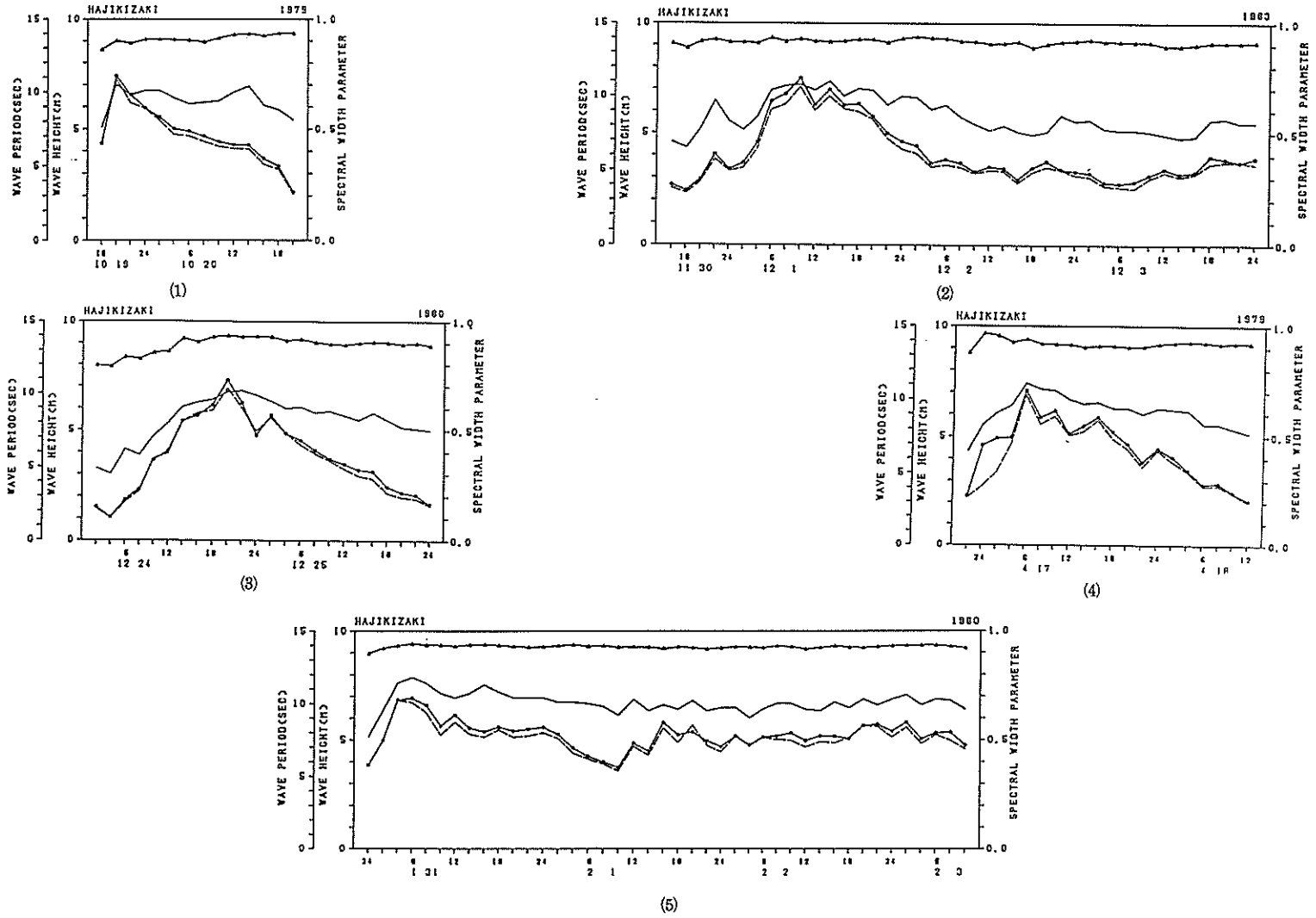

付図－6.2　弾崎　有義波及びスペクトル幅パラメータの経時変化

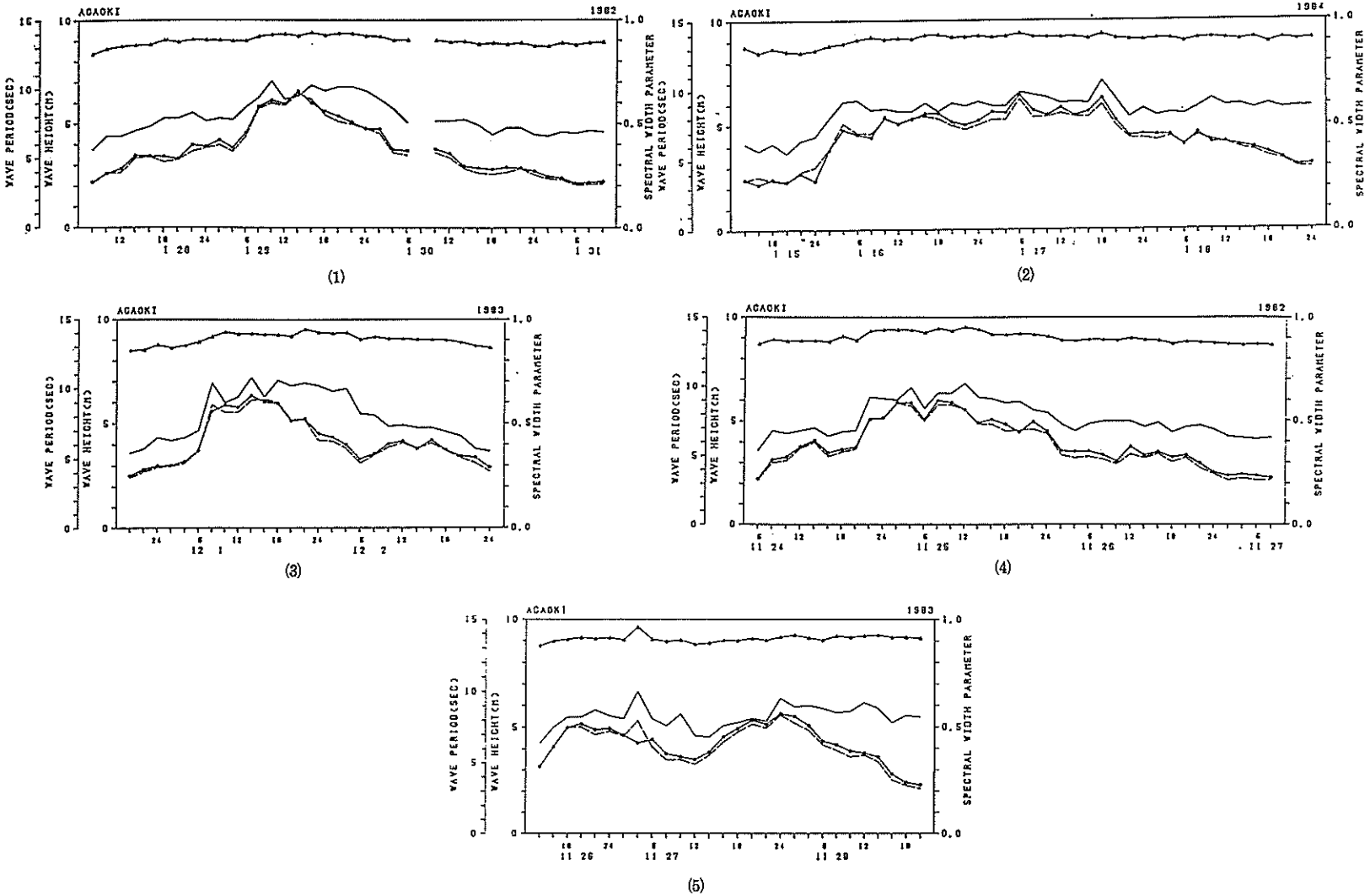

付図－6.3　阿賀沖　有義波及びスペクトル幅パラメータの経時変化

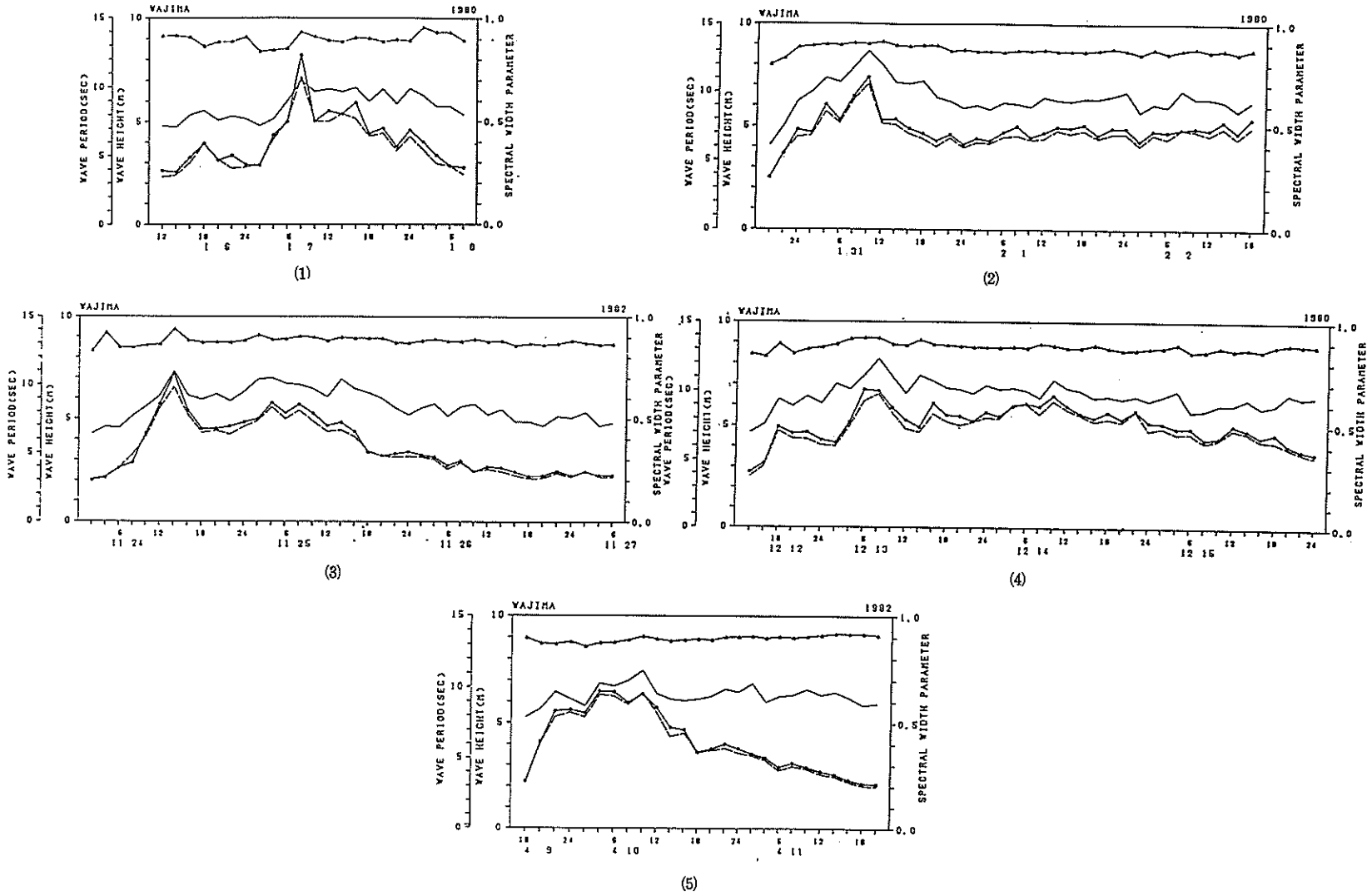

付図－6.4　輪島港　有義波及びスペクトル幅パラメータの経時変化

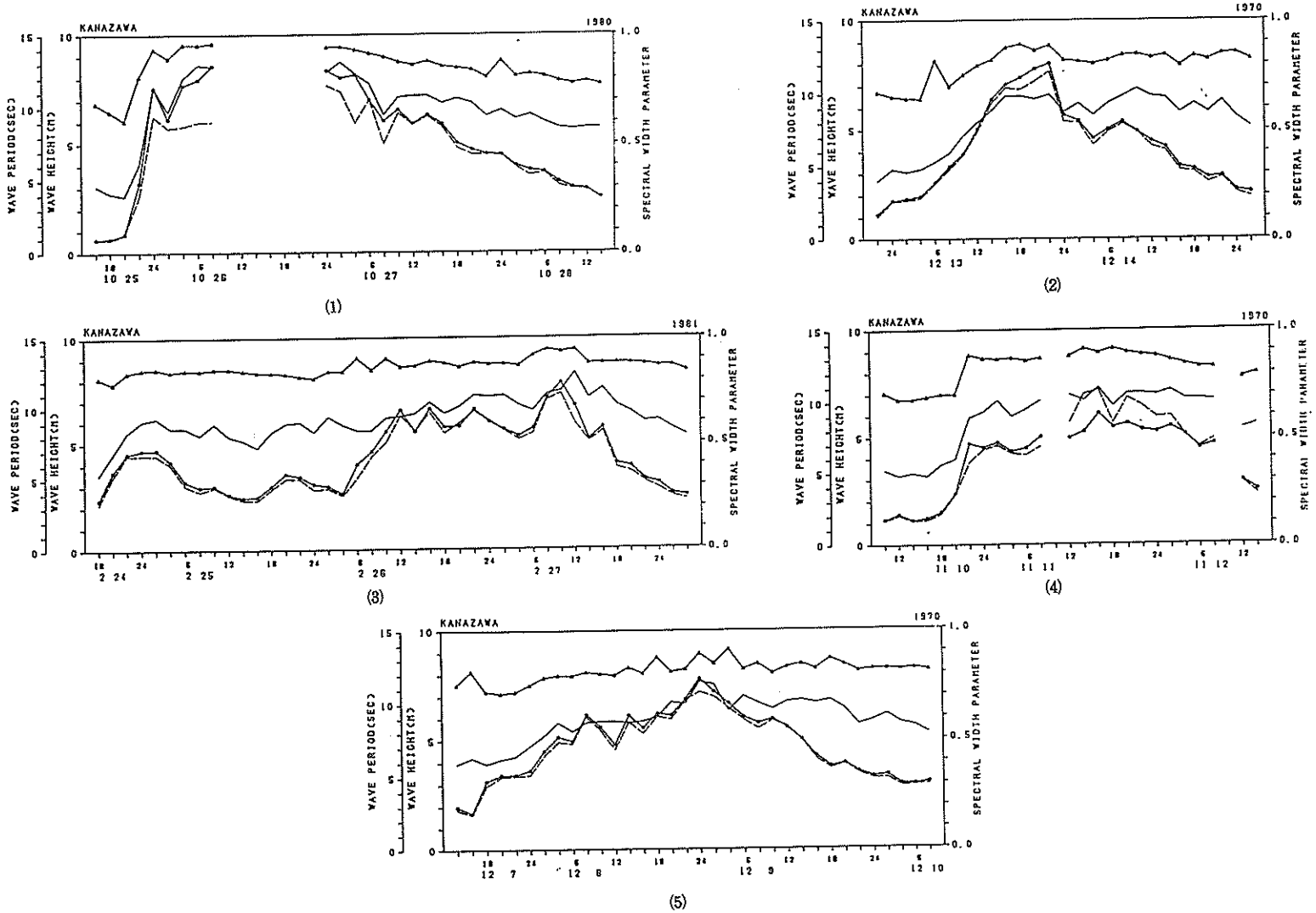

付図－6.5　金沢港　有義波及びスペクトル幅パラメータの経時変化

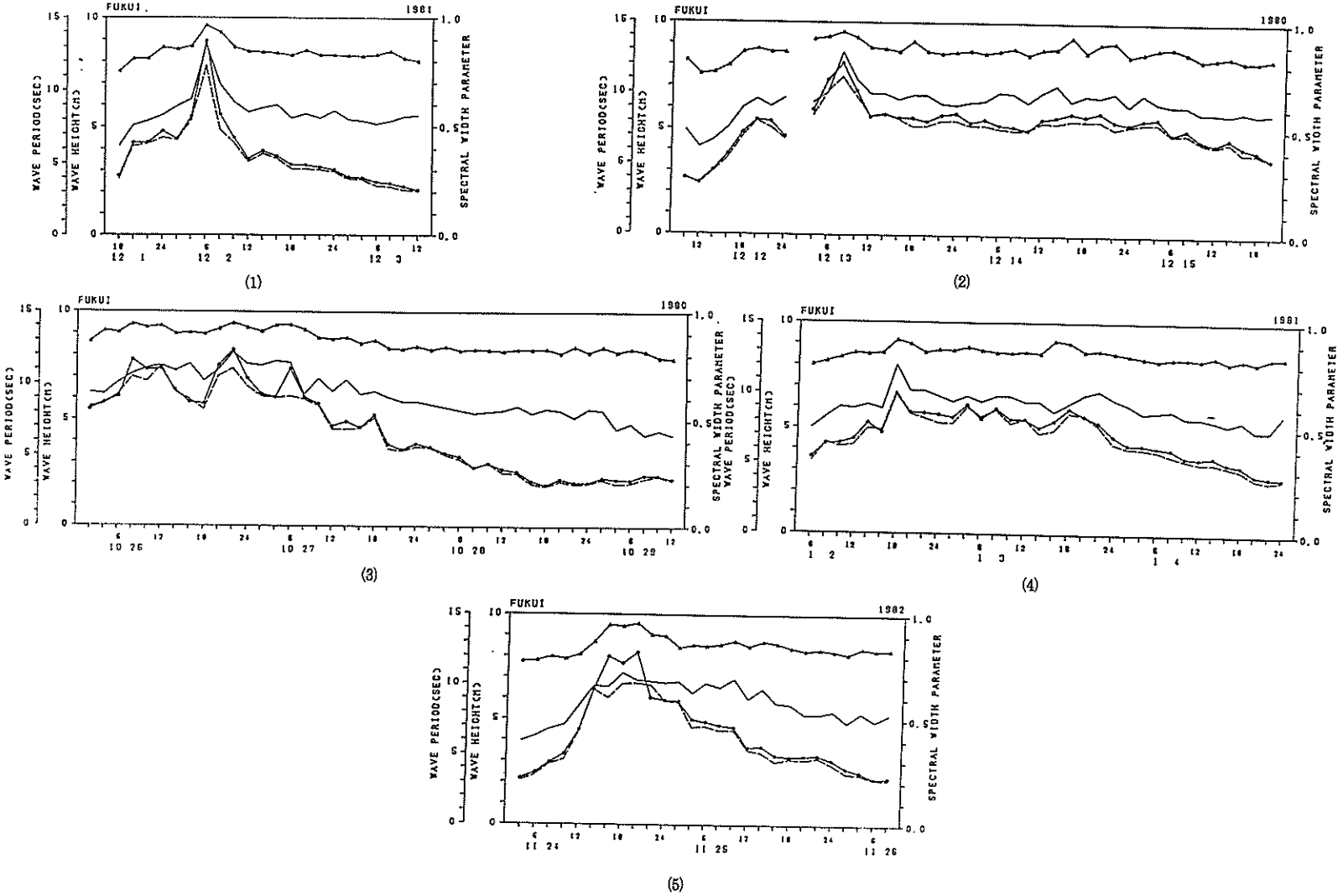

付図－6.6　福井港　有義波及びスペクトル幅パラメータの経時変化

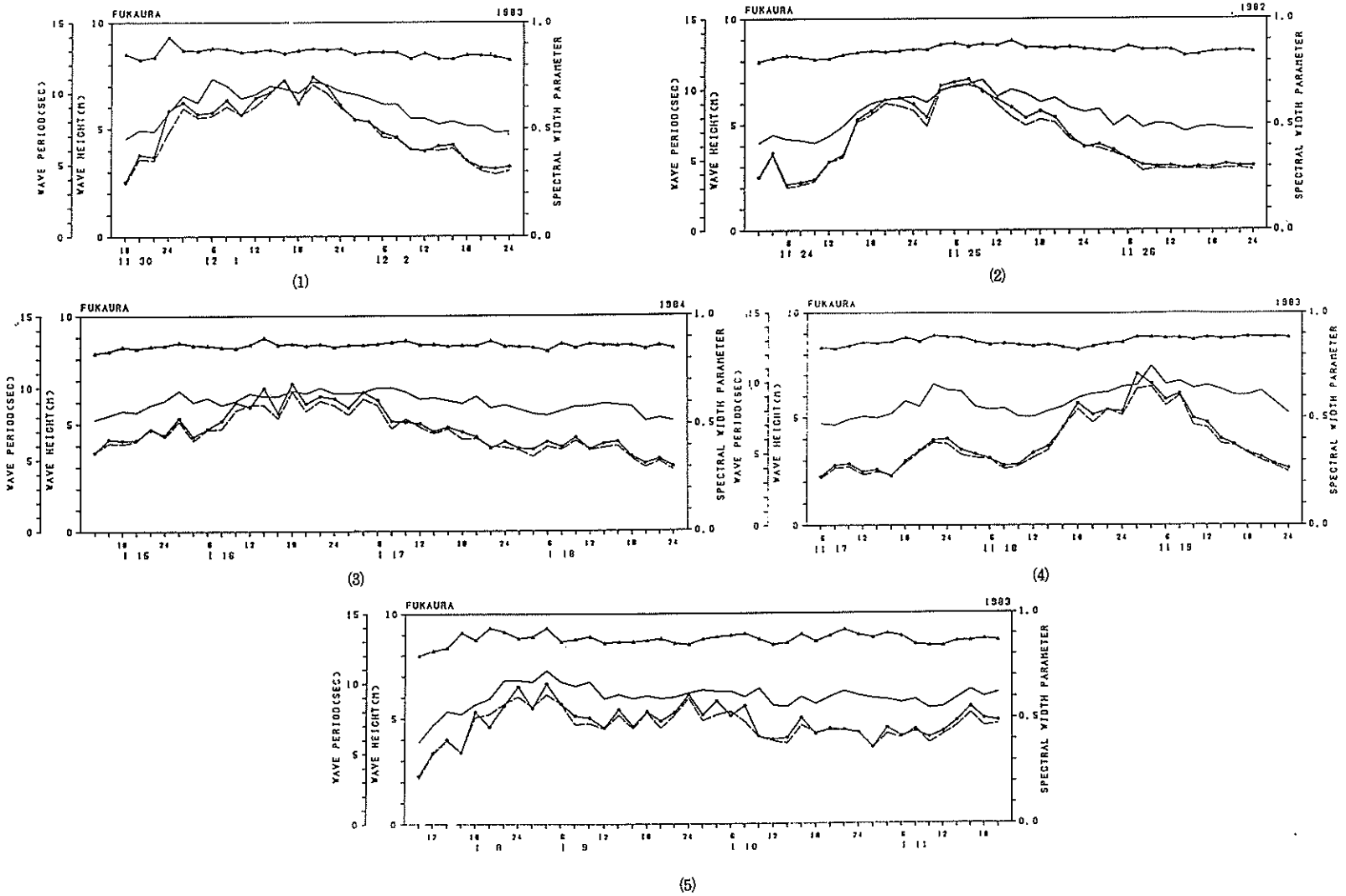

付図－6.7　深浦港　有義波及びスペクトル幅パラメータの経時変化

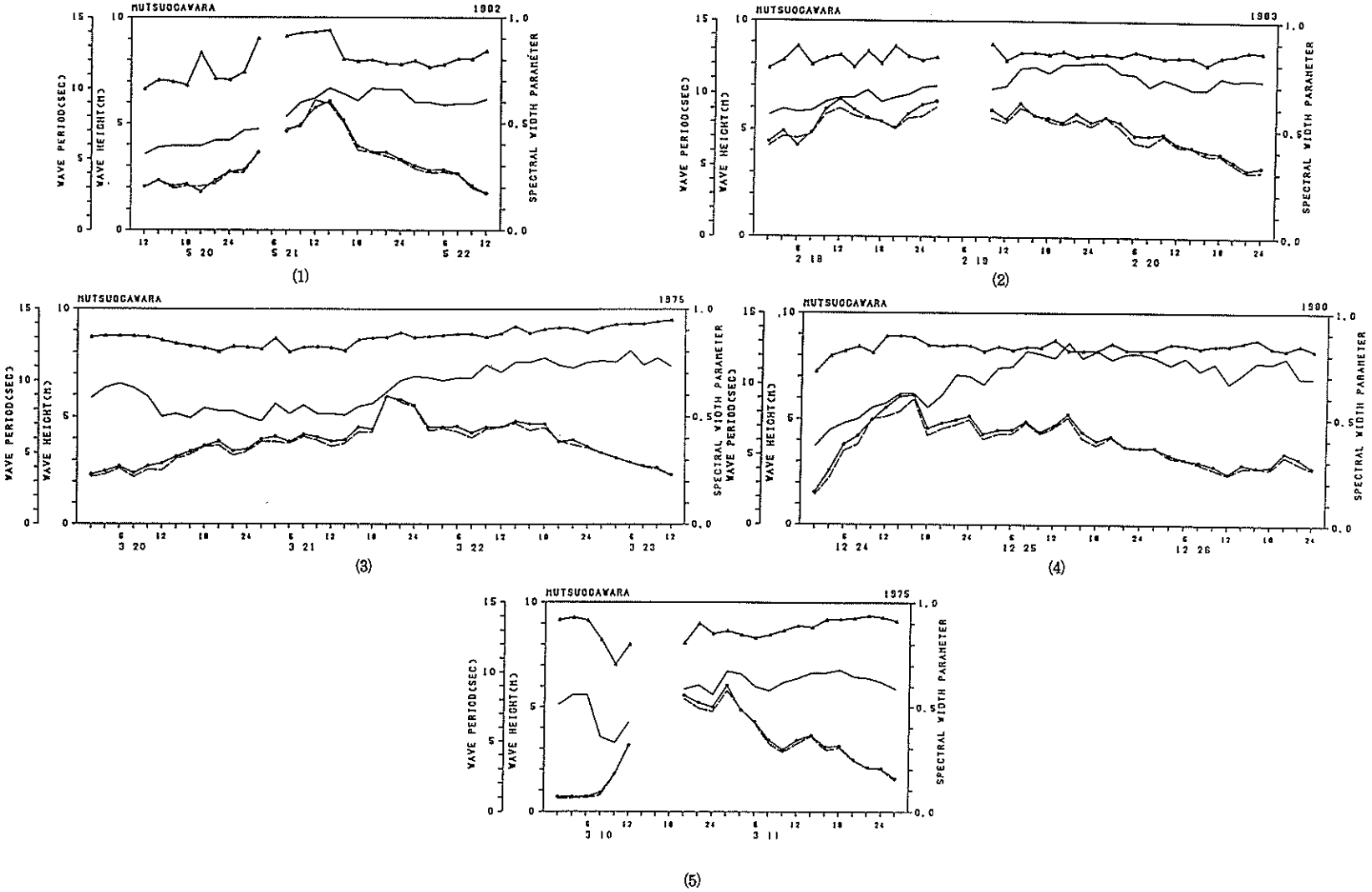

付図－6.8　むつ小川原港　有義波及びスペクトル幅パラメータの経時変化

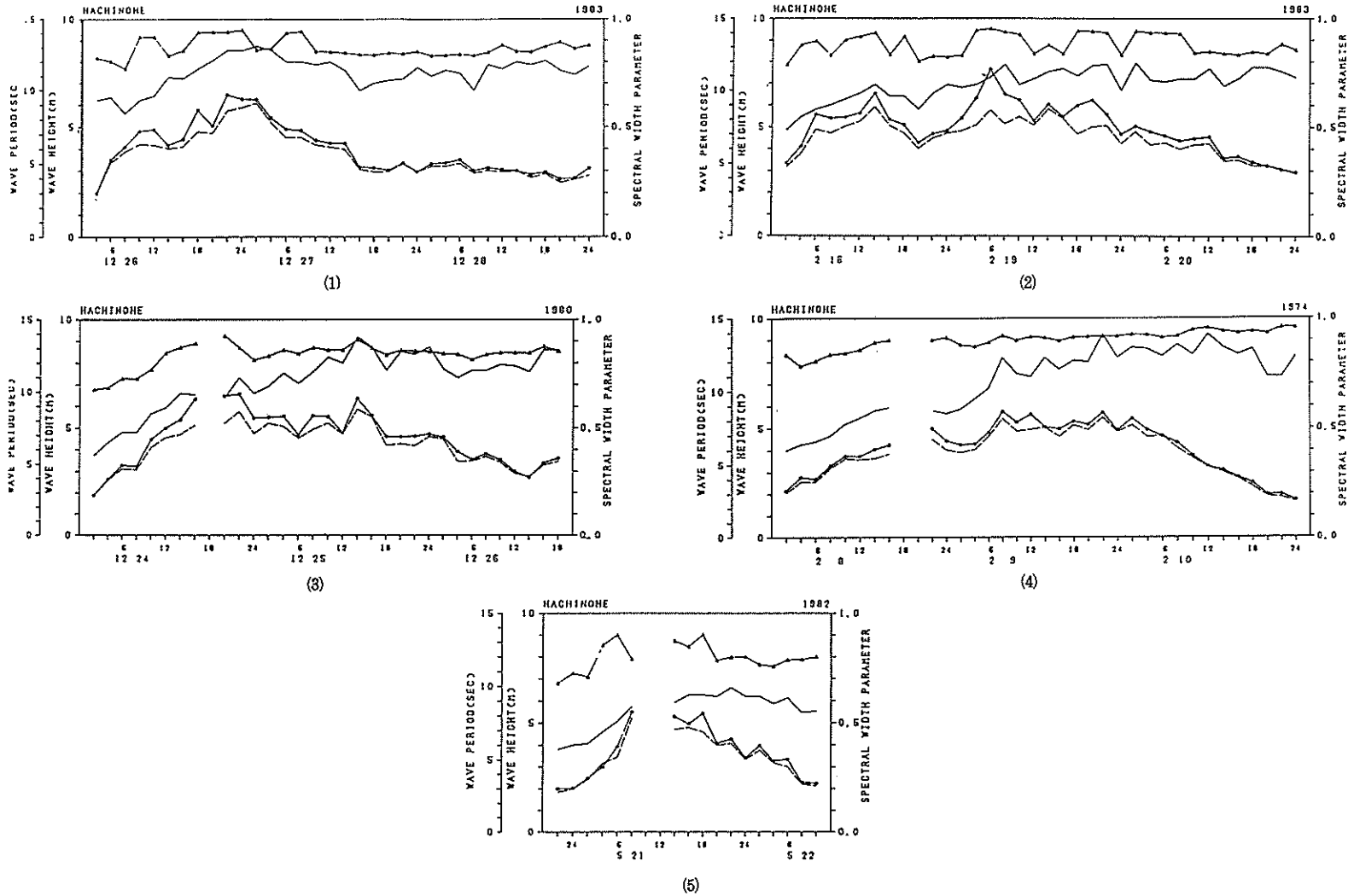

付図－6.9　八戸港　有義波及びスペクトル幅パラメータの経時変化

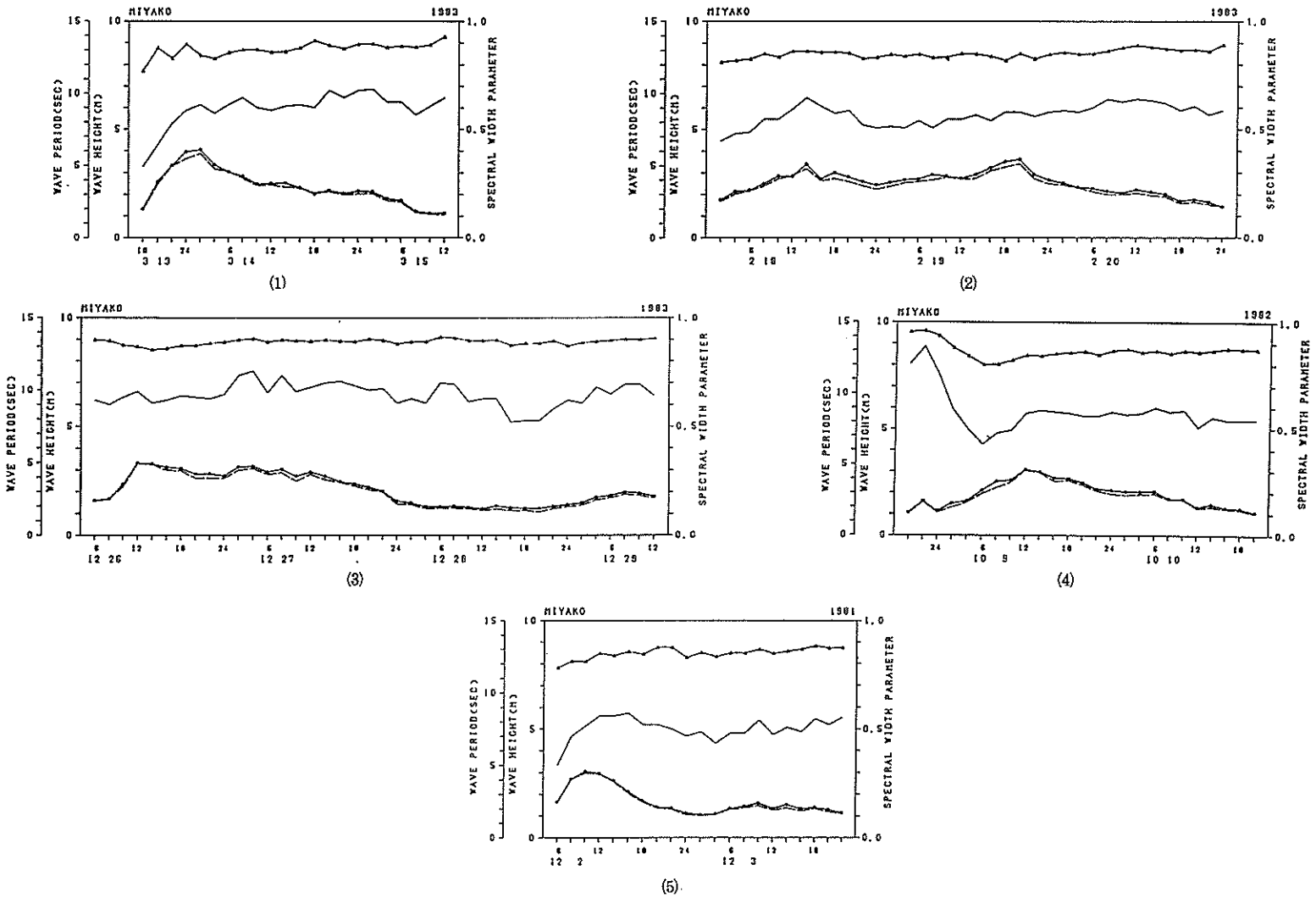

付図－6.10　宮古港　有義波及びスペクトル幅パラメータの経時変化

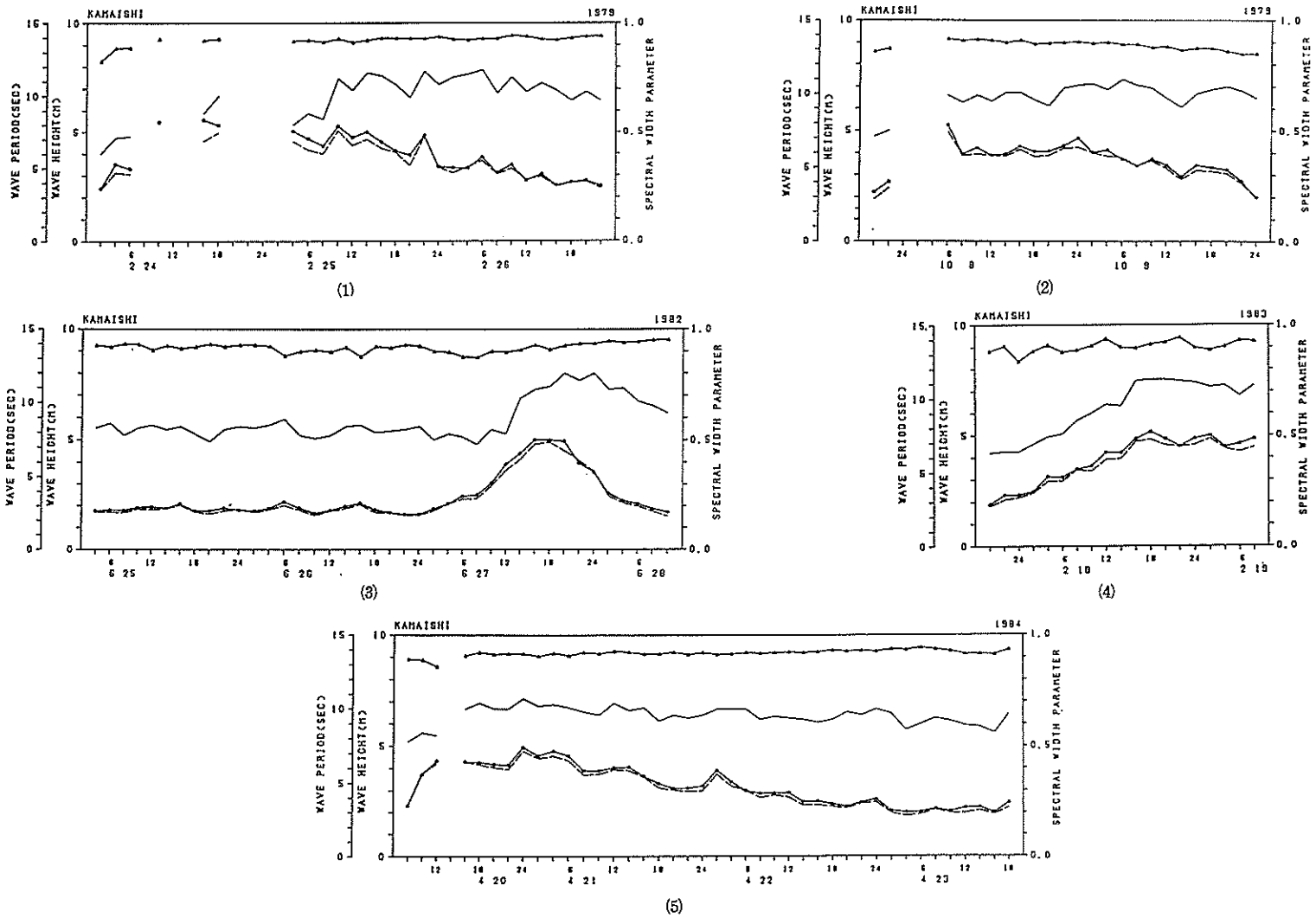

付図－6.11　釜石港　有義波及びスペクトル幅パラメータの経時変化

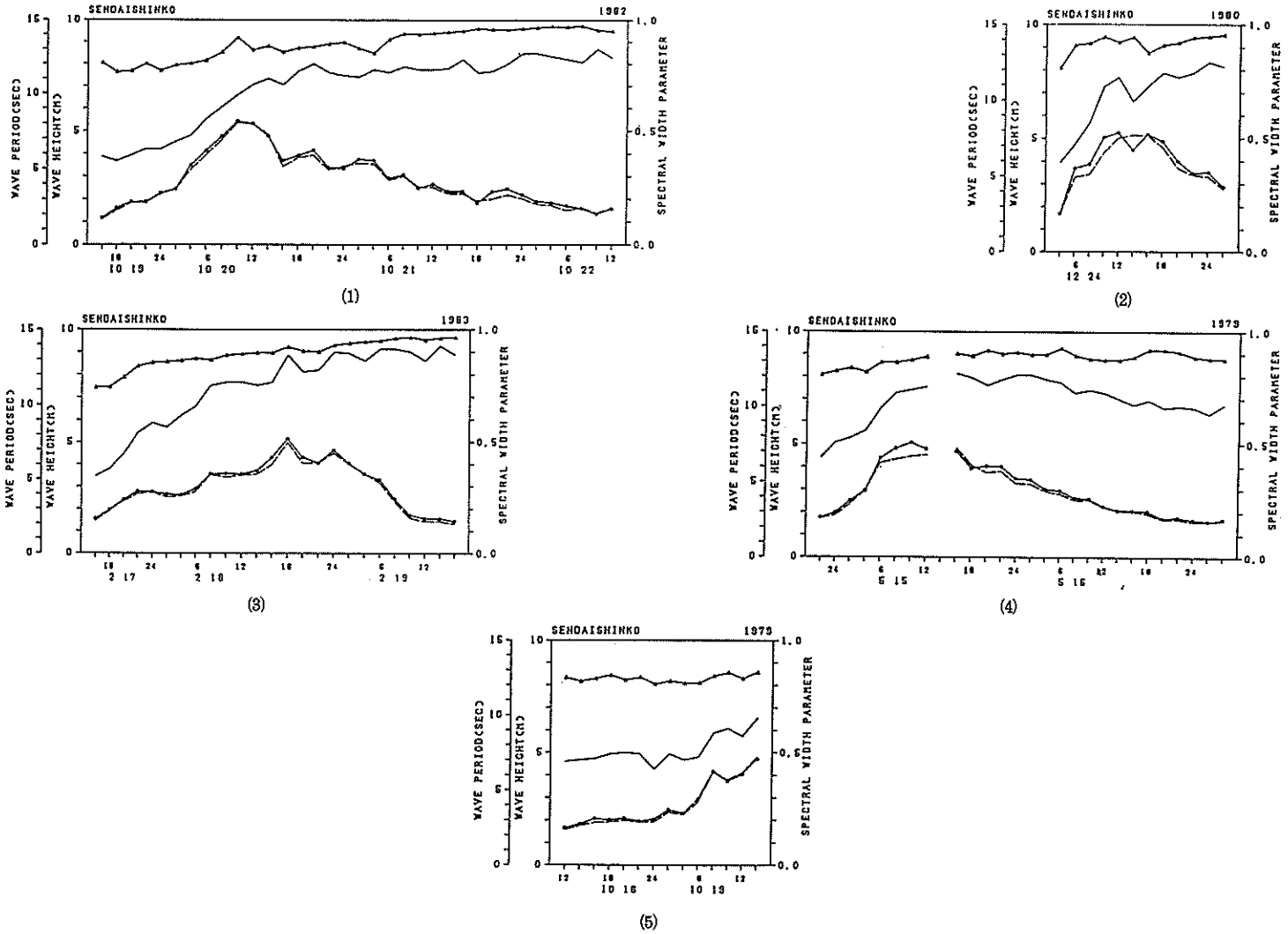

付図－6.12　仙台新港　有義波及びスペクトル幅パラメータの経時変化

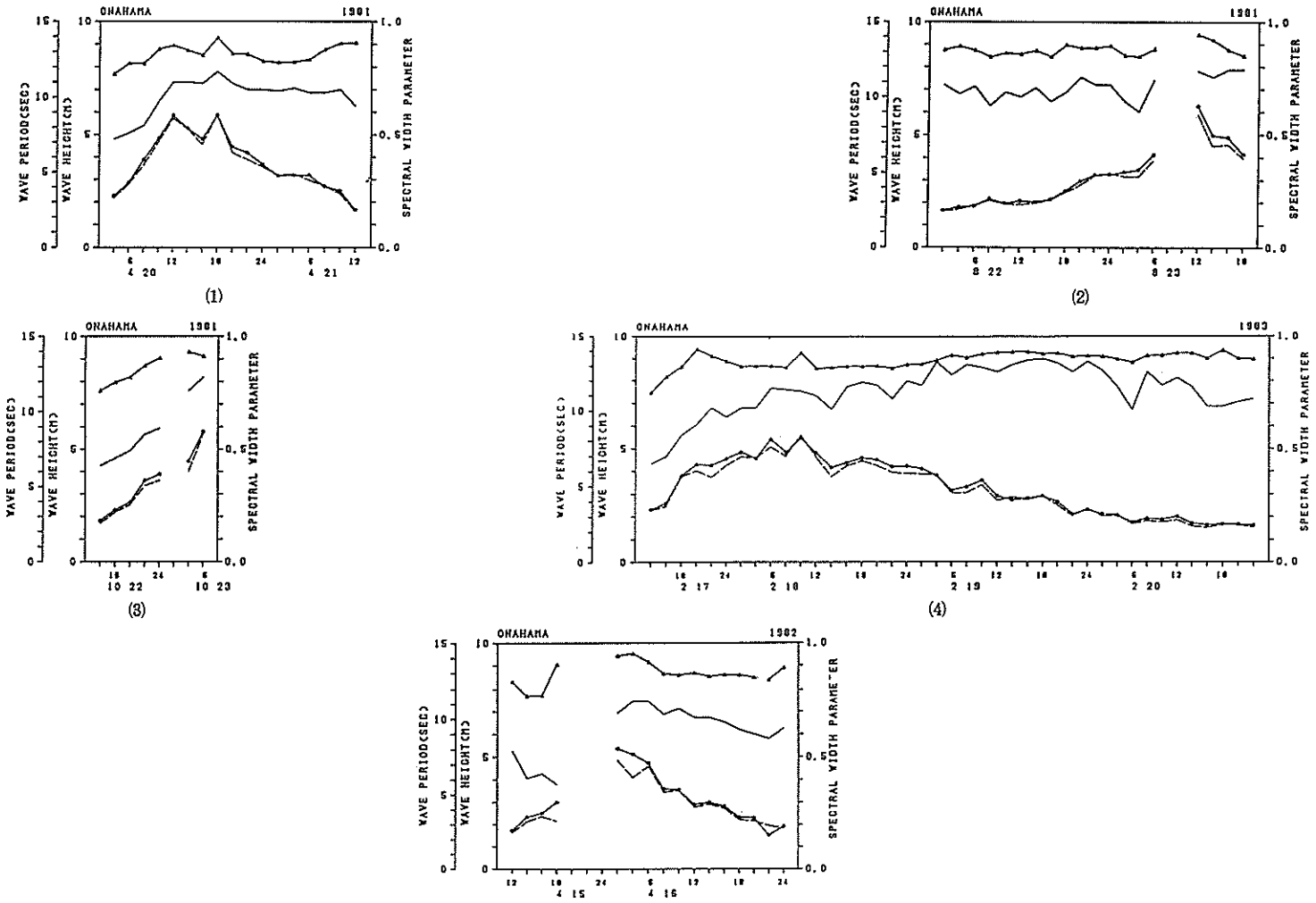

付図－6.13　小名浜港　有義波及びスペクトル幅パラメータの経時変化

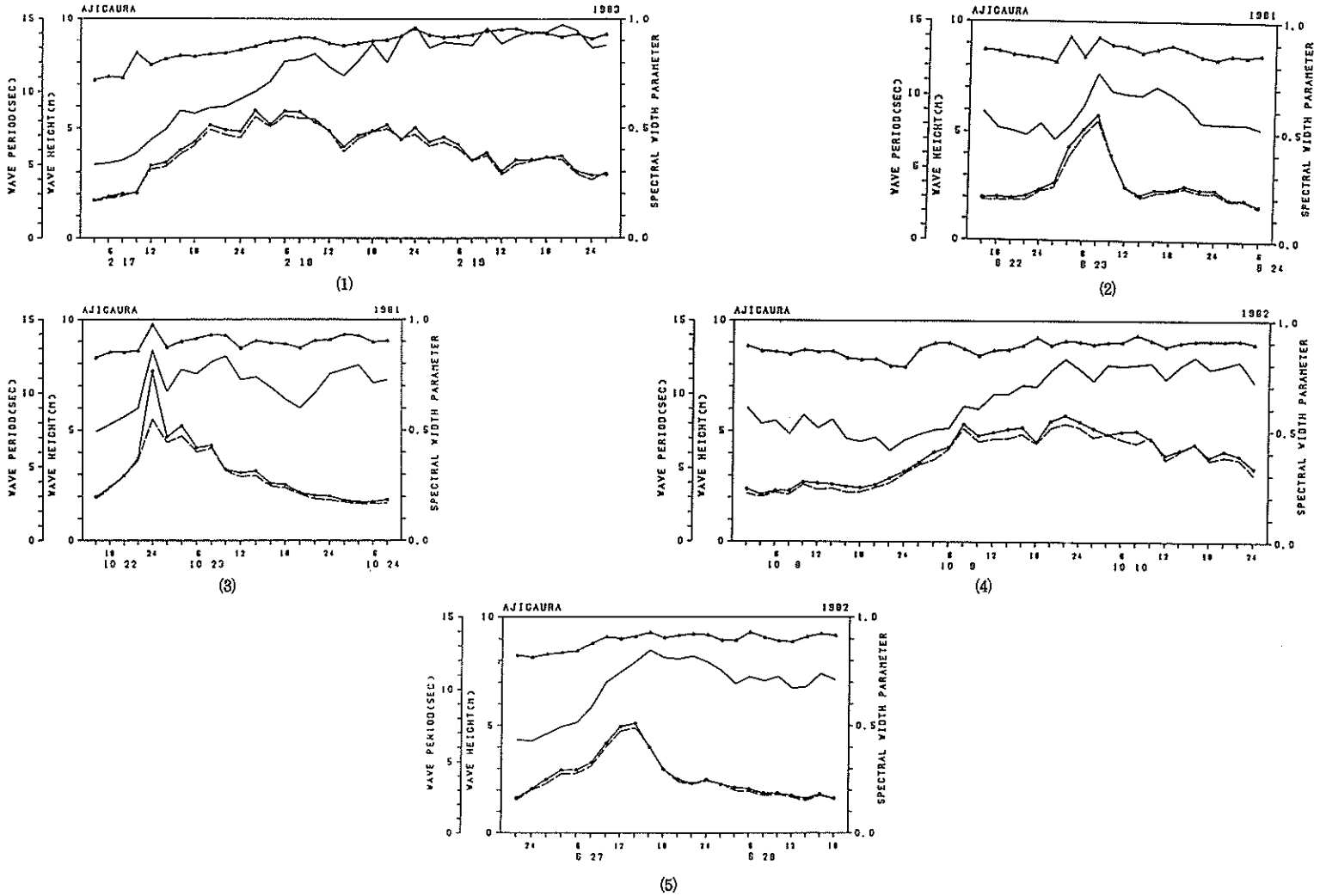

付図－6.14　阿字ケ浦　有義波及びスペクトル幅パラメータの経時変化

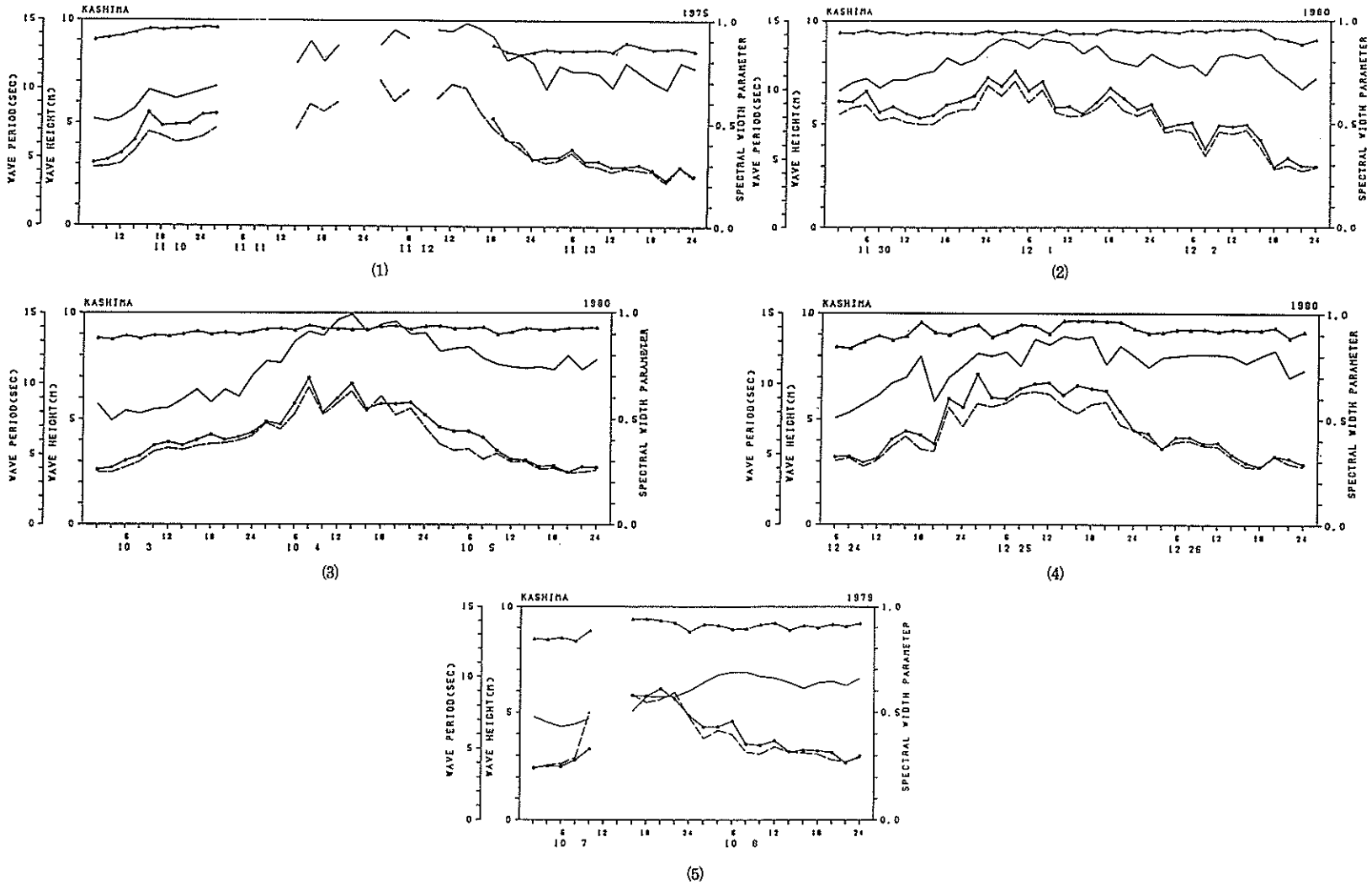

付図－6.15　鹿島港　有義波及びスペクトル幅パラメータの経時変化

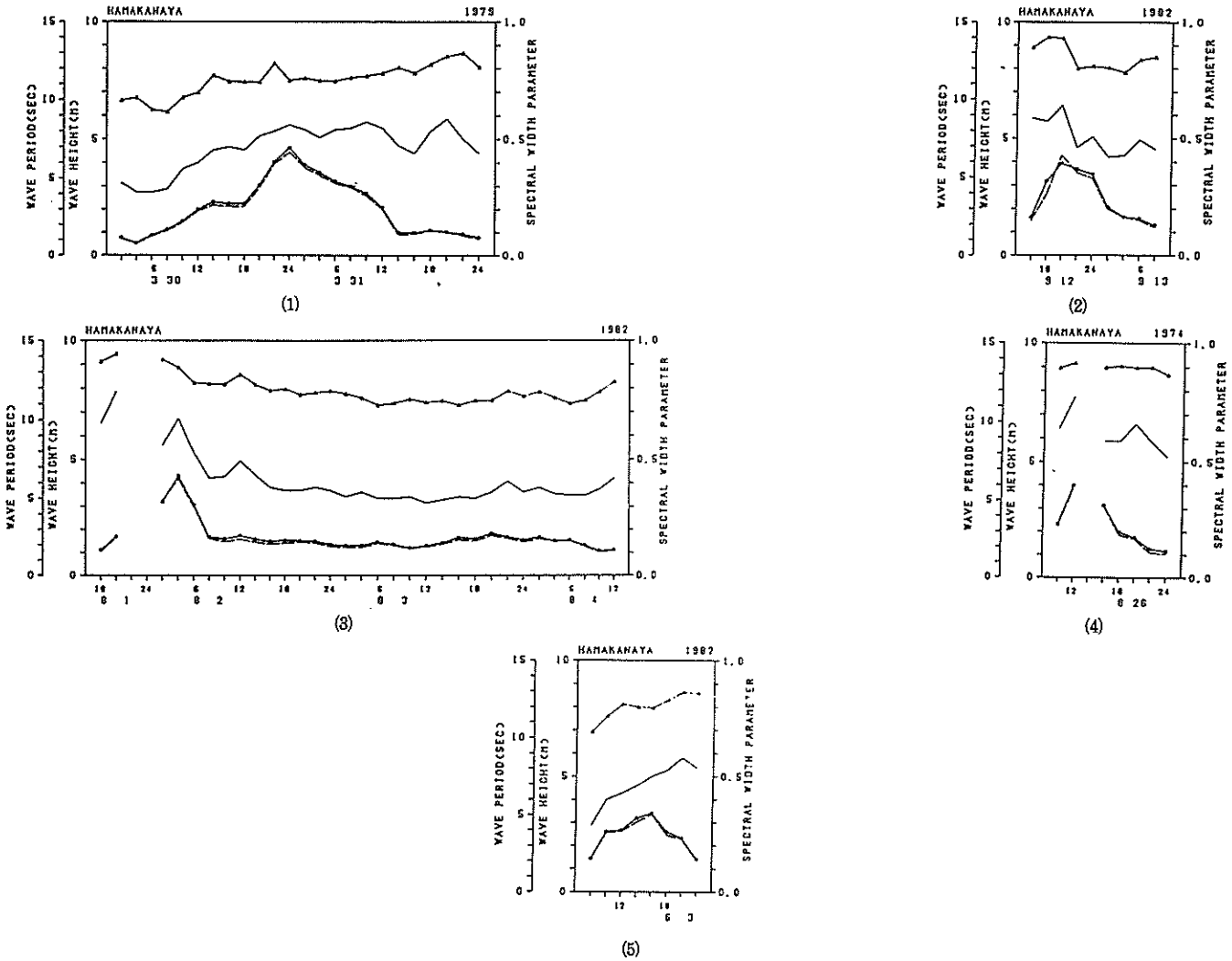

付図－6.16　浜金谷　有義波及びスペクトル幅パラメータの経時変化

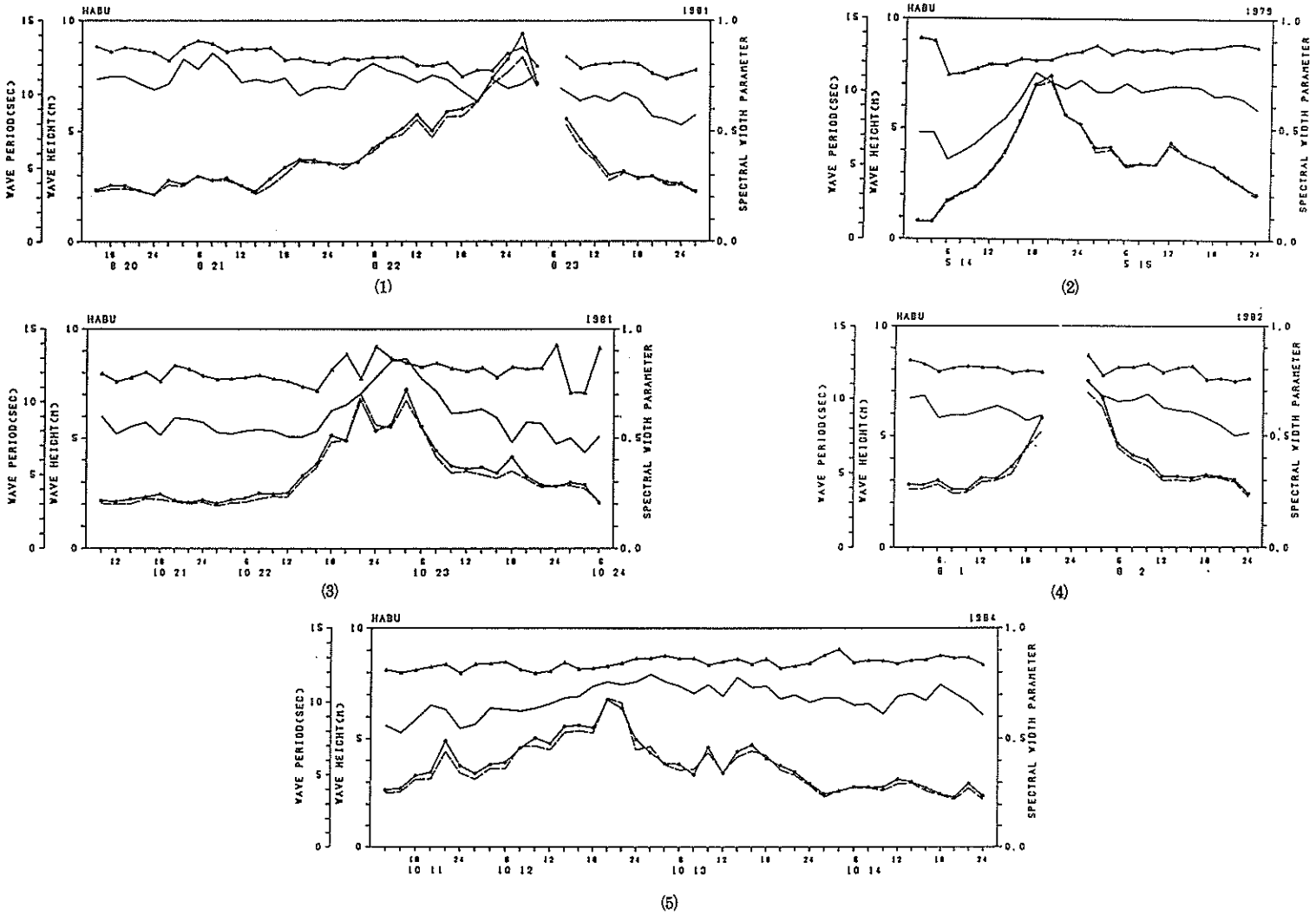

付図－6.17　波浮港　有義波及びスペクトル幅パラメータの経時変化

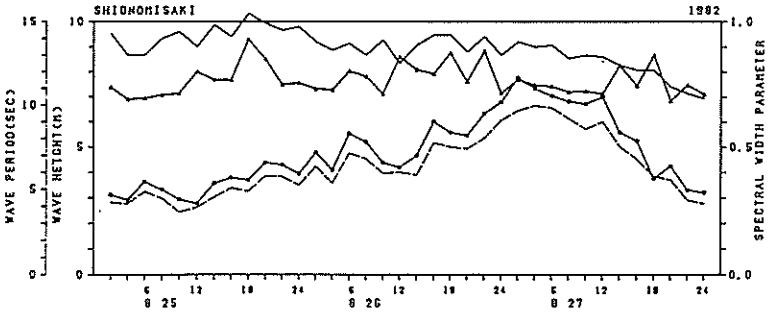

(1)

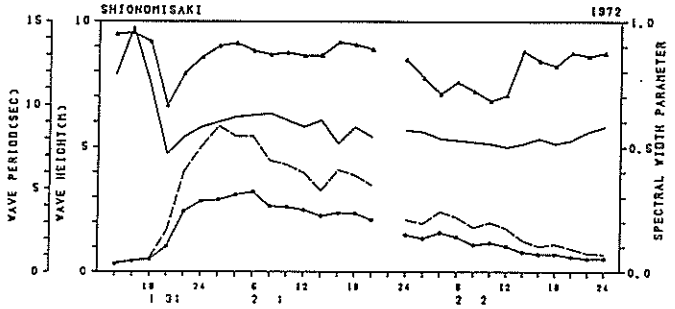

(2)

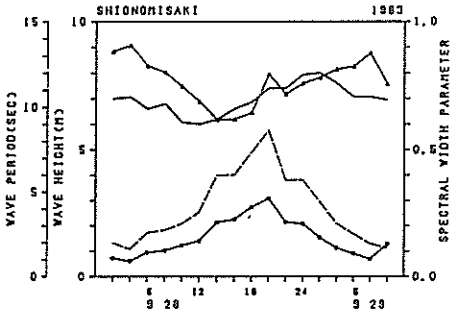

(3)

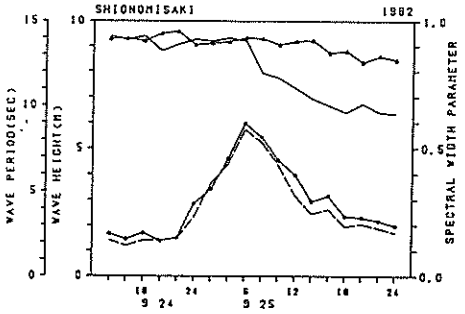

(4)

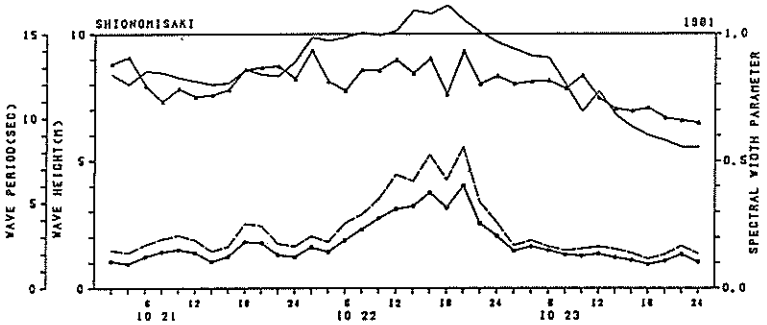

(5)

付図－6.18　潮岬　有義波及びスペクトル幅パラメータの経時変化

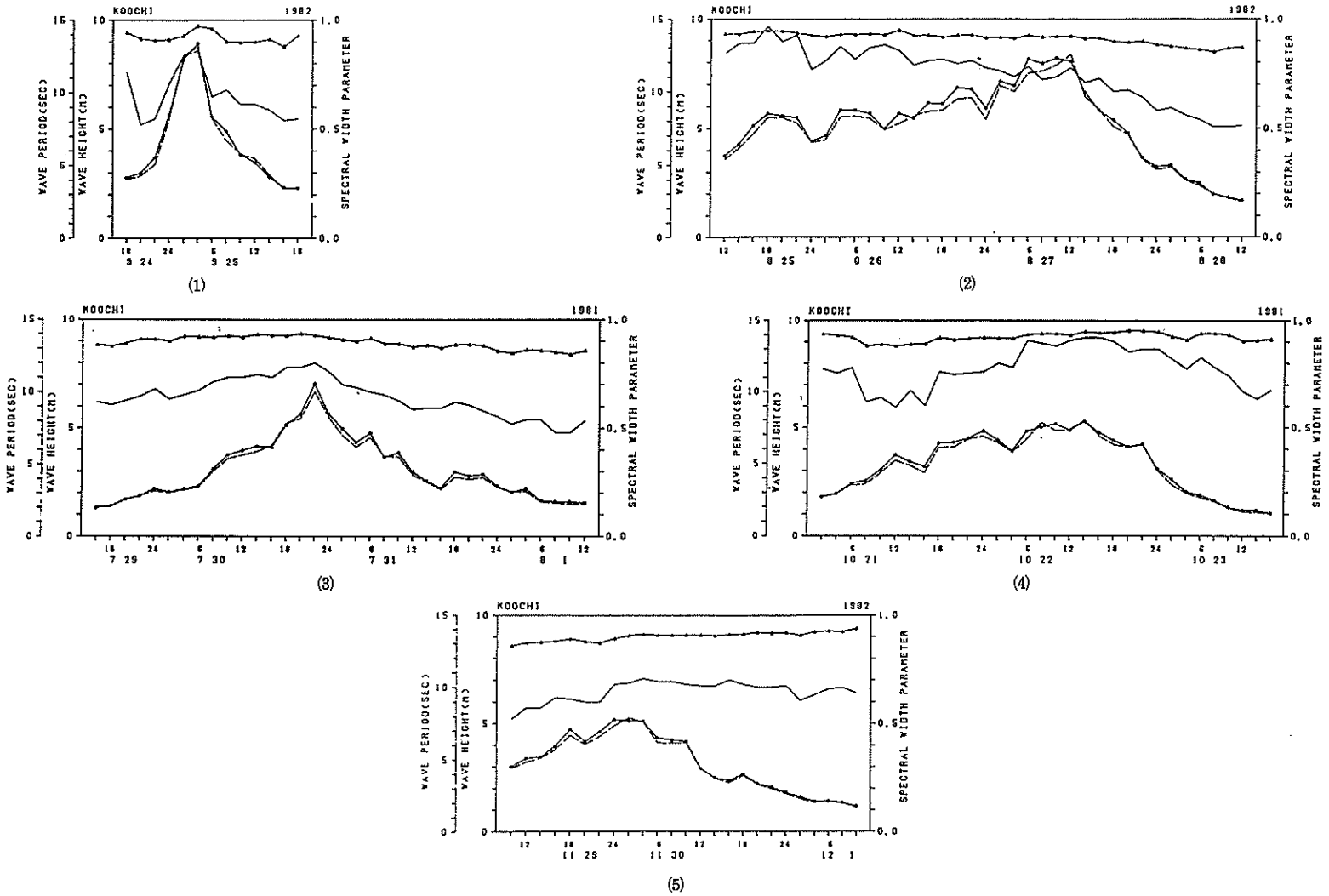

付図－6.19　高知沖　有義波及びスペクトル幅パラメータの経時変化

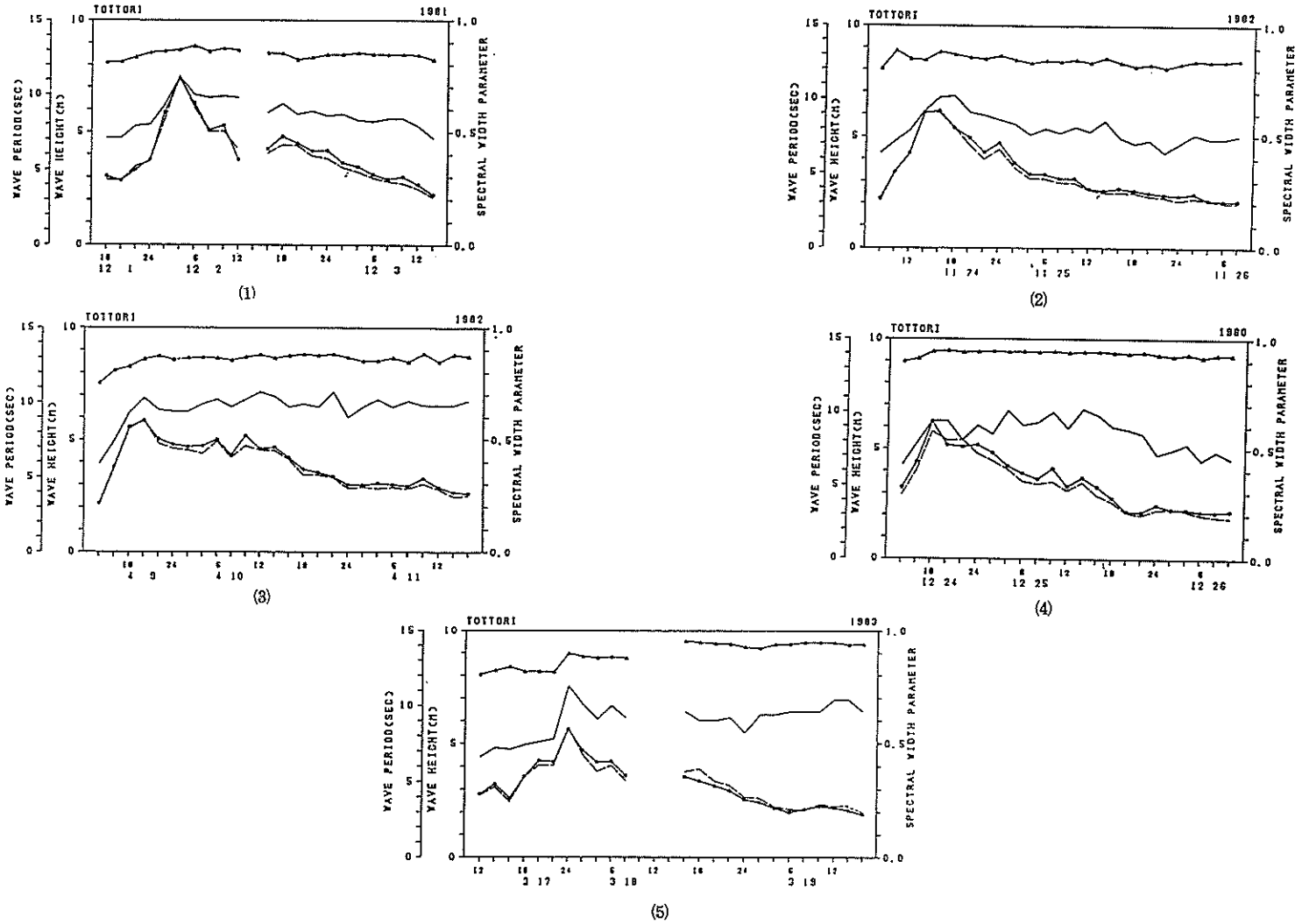

付図－6.20　鳥取港　有義波及びスペクトル幅パラメータの経時変化

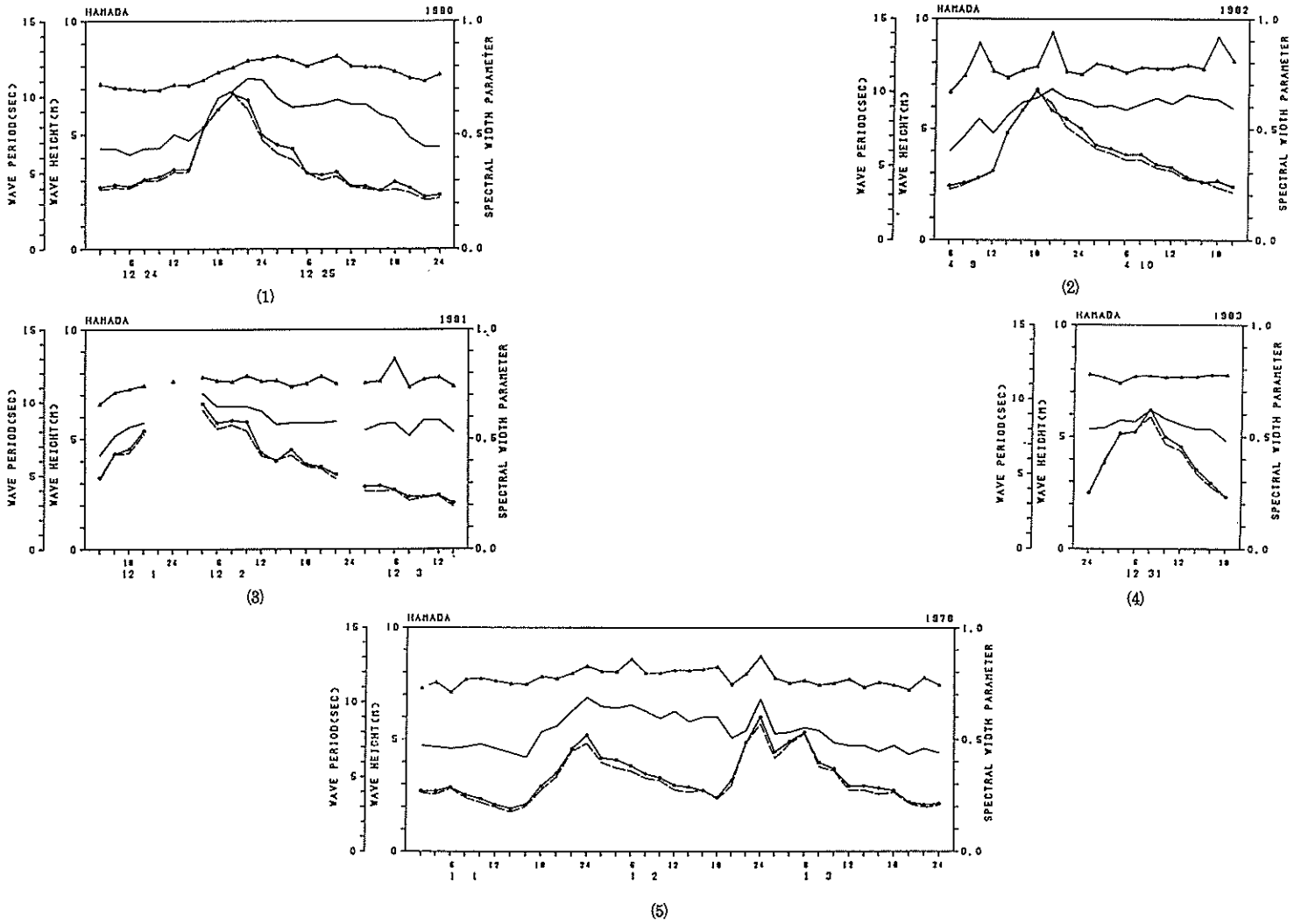

付図－6.21　浜田港　有義波及びスペクトル幅パラメータの経時変化

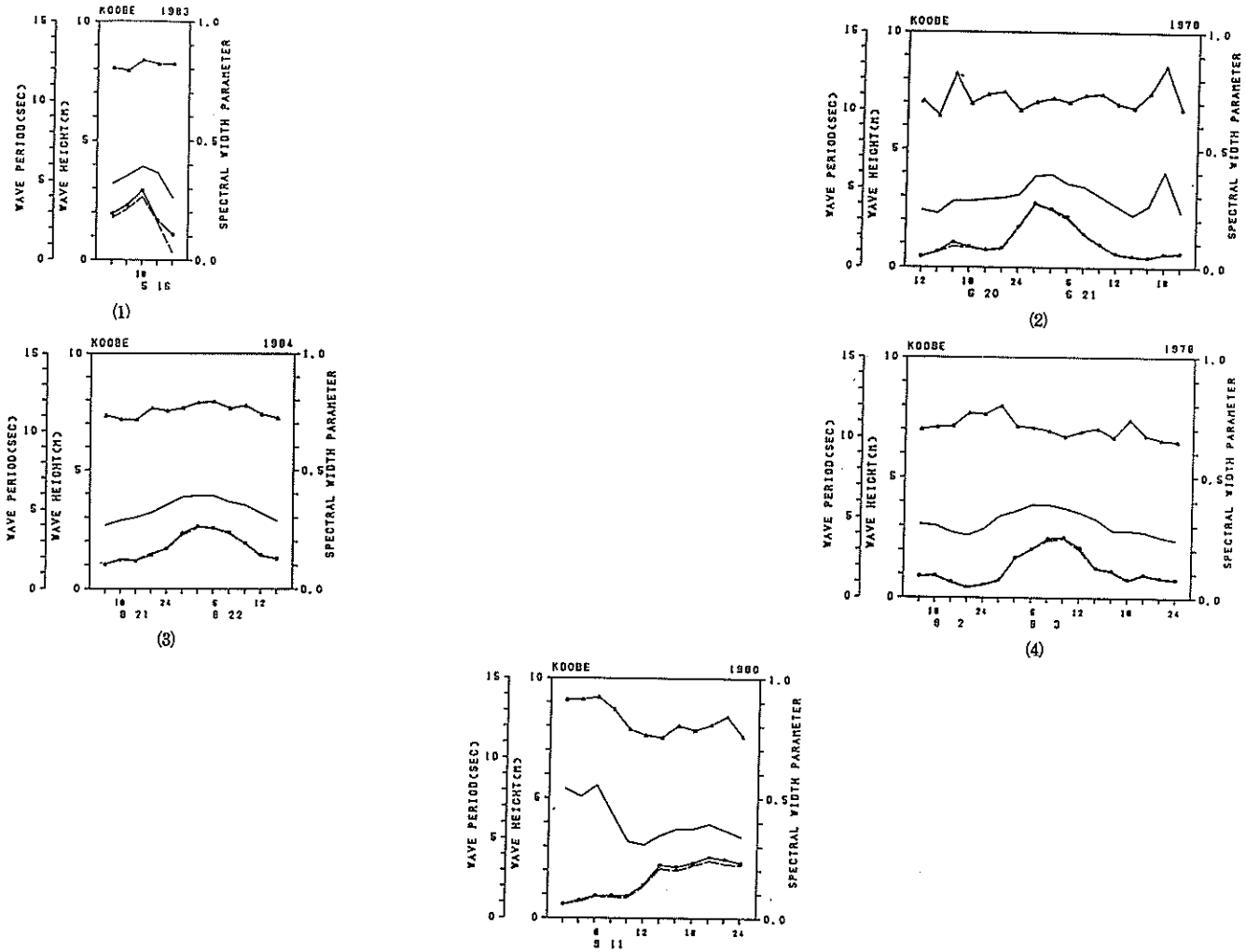

付図－6.22　神戸港　有義波及びスペクトル幅パラメータの経時変化

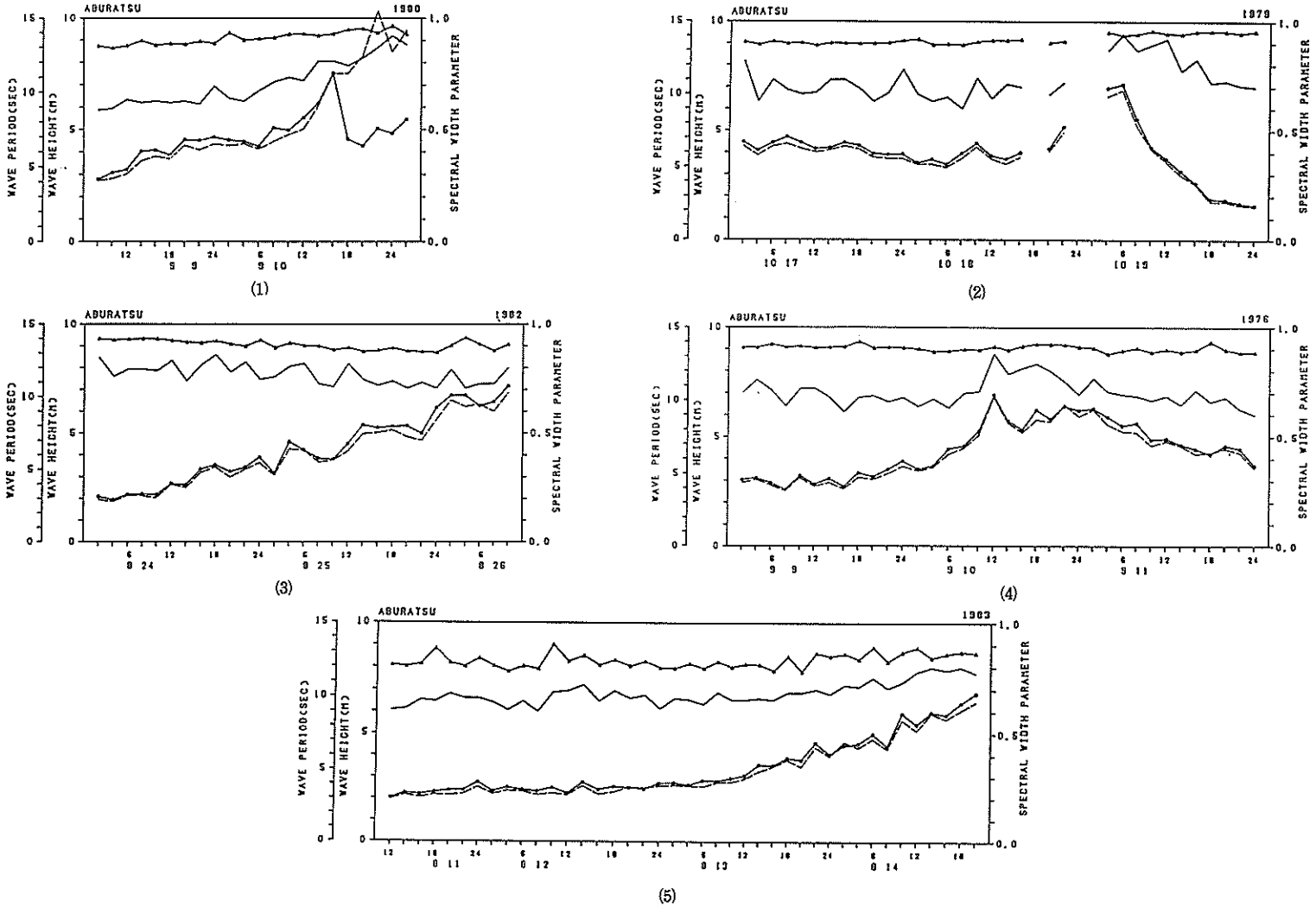

付図－6.23　油津港　有義波及びスペクトル幅パラメータの経時変化

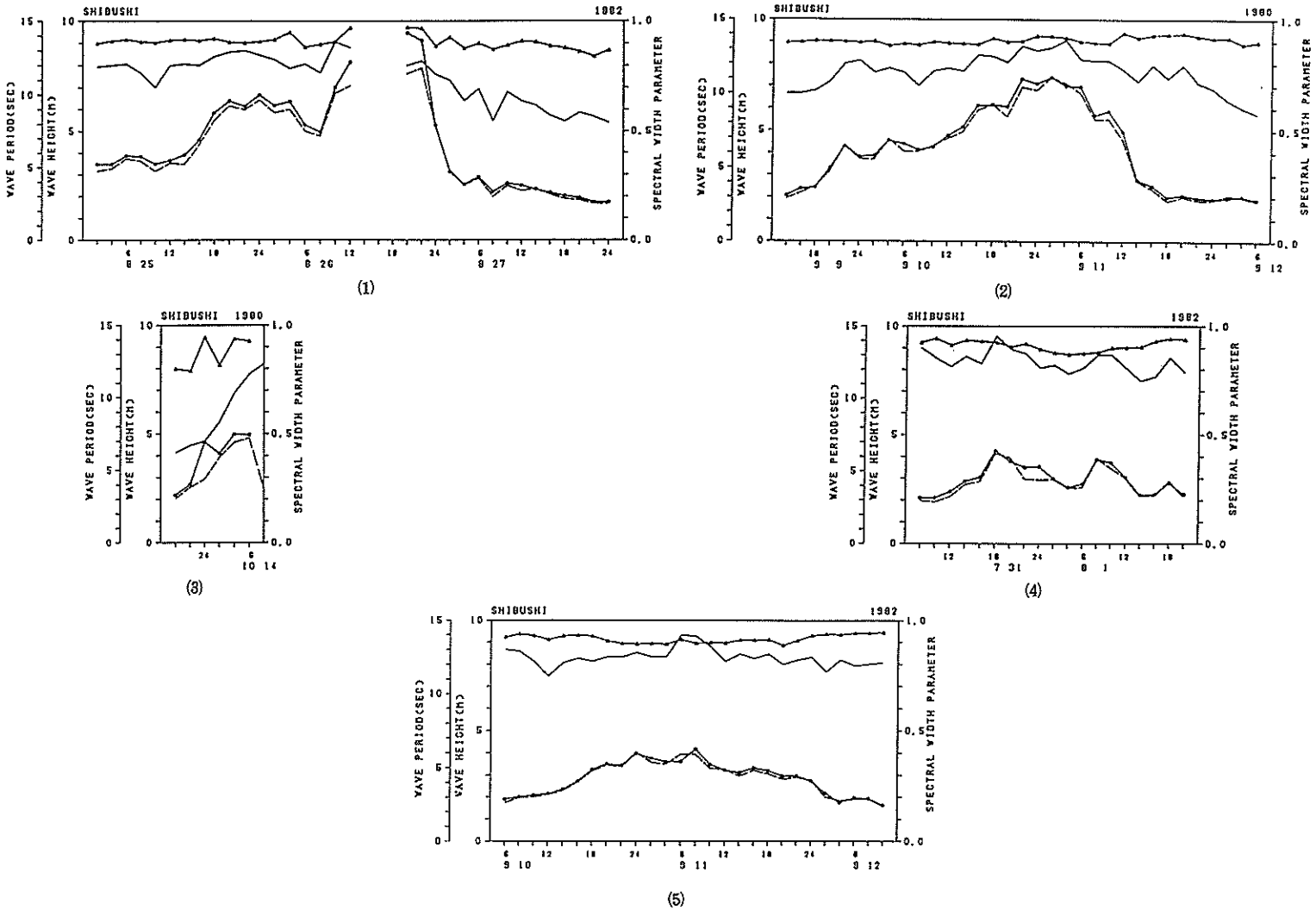

付図－6.24　志布志湾　有義波及びスペクトル幅パラメータの経時変化

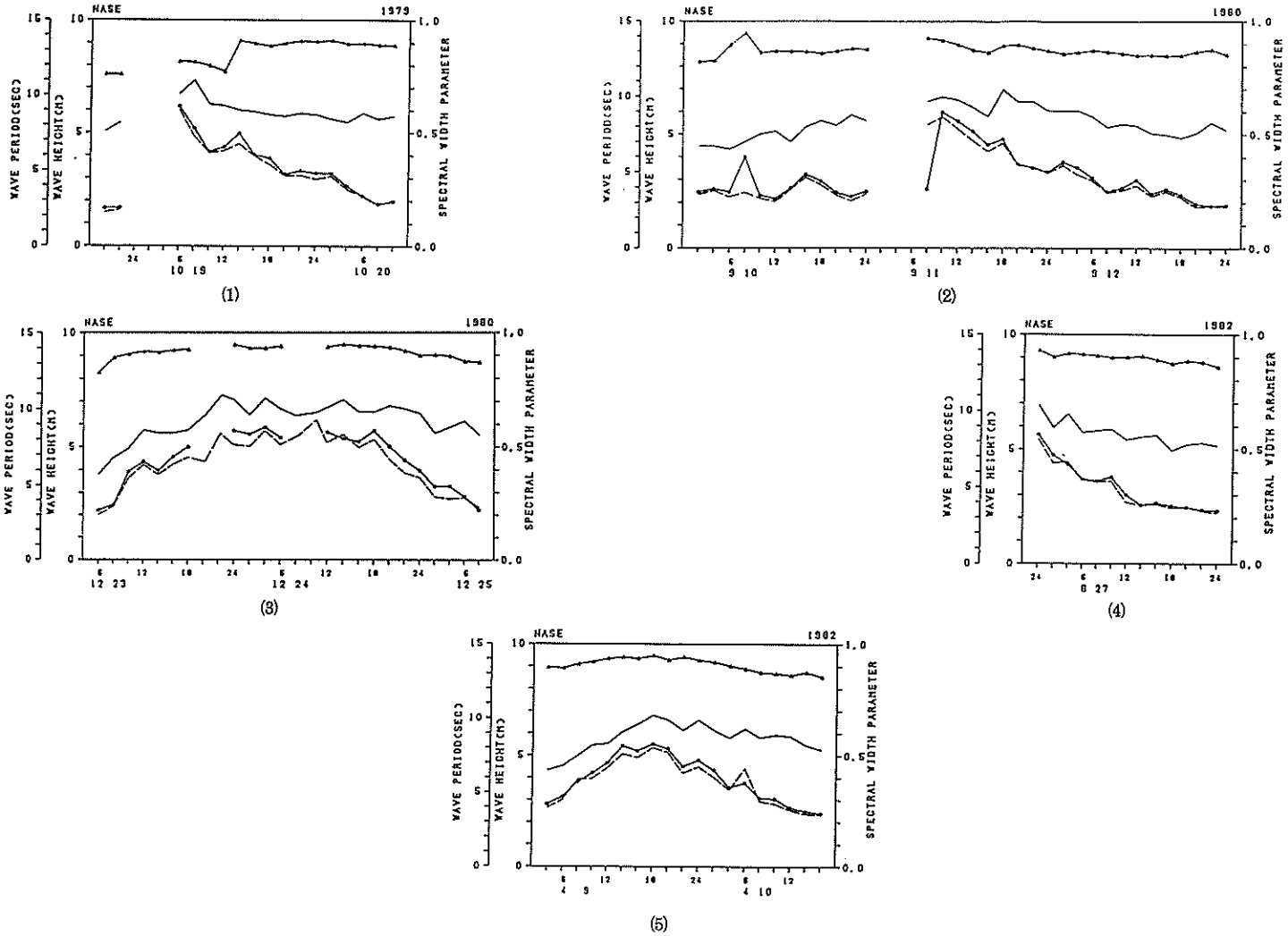

付図－6.25　名瀬港　有義波及びスペクトル幅パラメータの経時変化

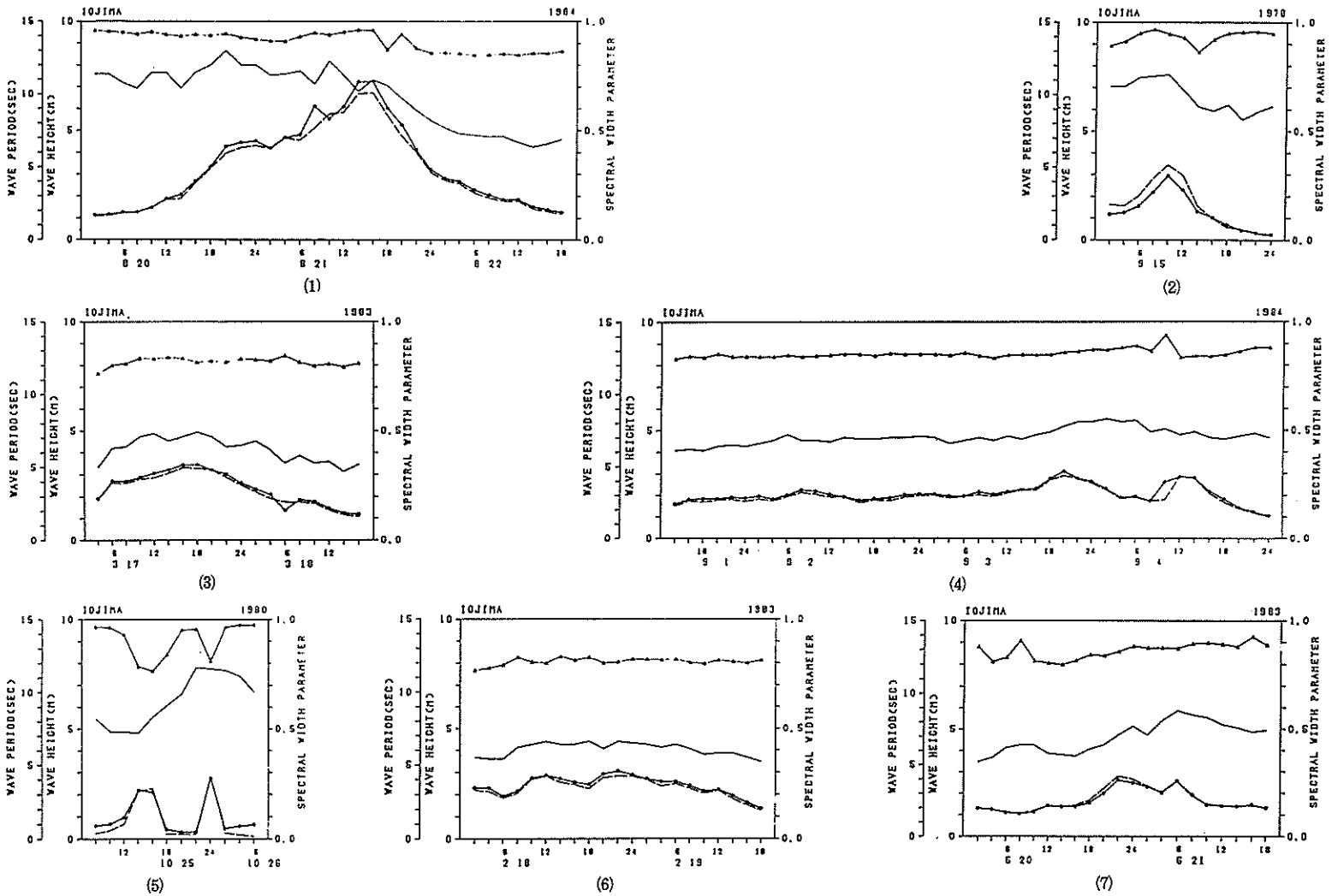

付図－6.26　伊王島　有義波及びスペクトル幅パラメータの経時変化

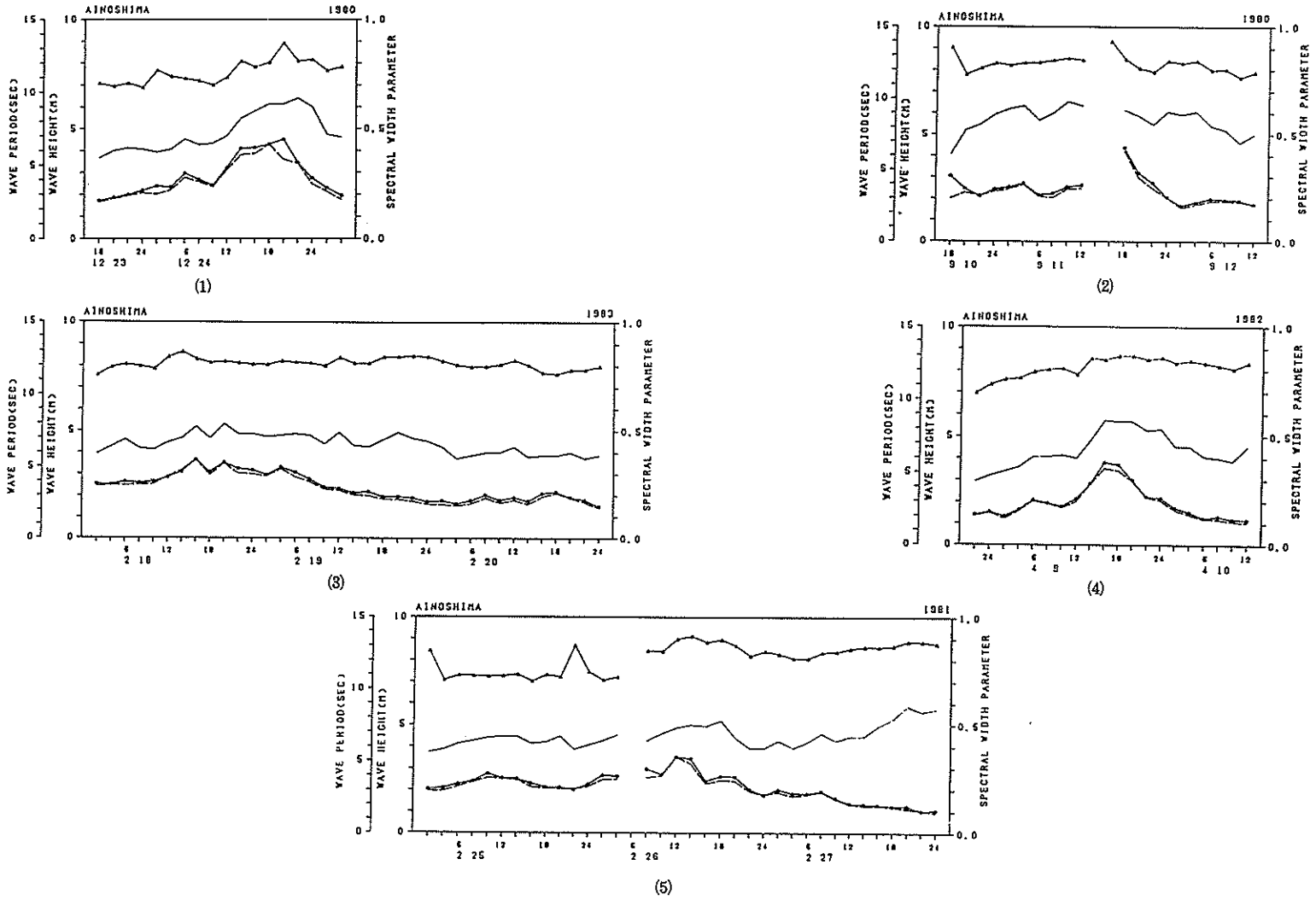

付図－6.27　藍島　有義波及びスペクトル幅パラメータの経時変化

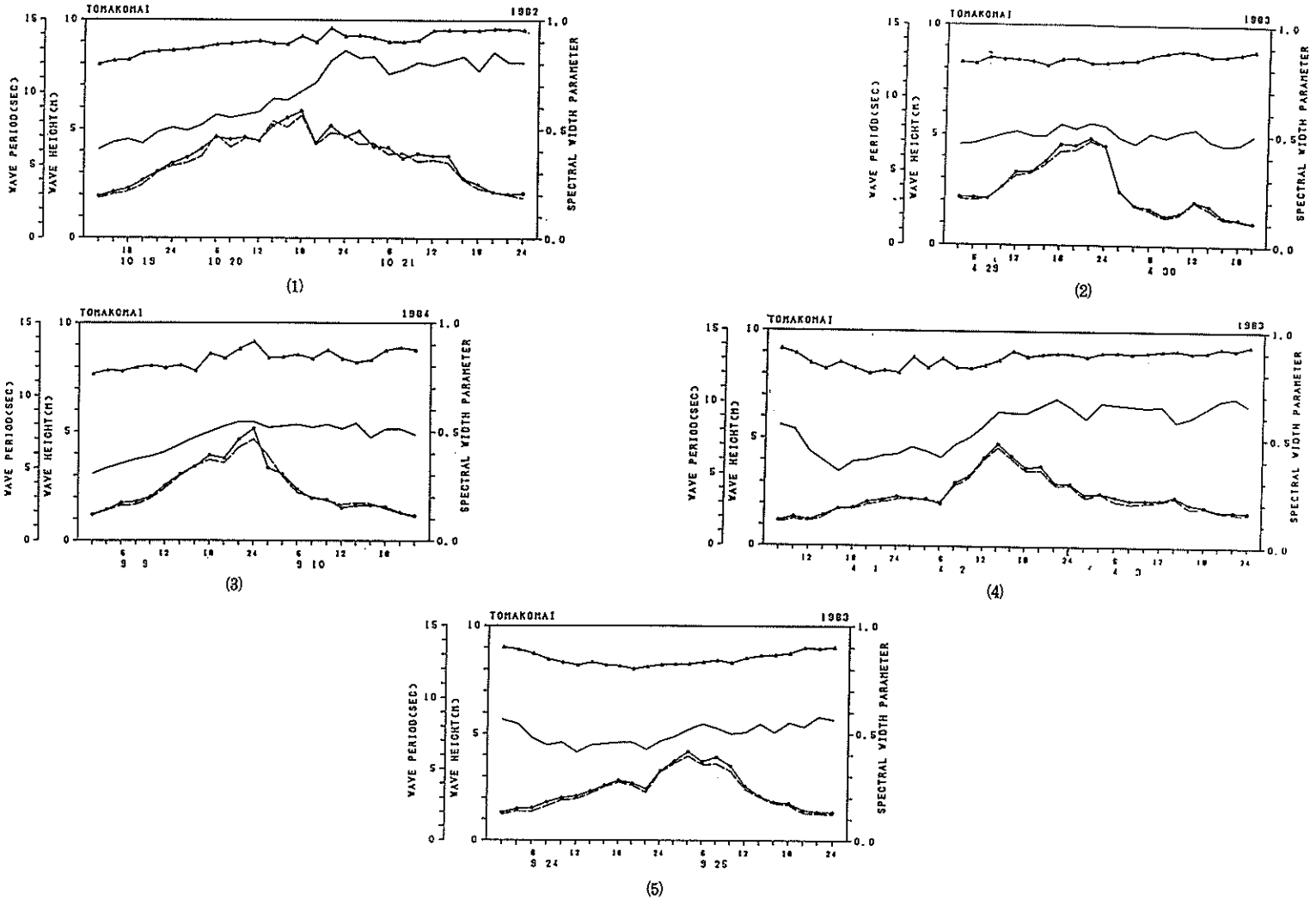

付図－6.28　苫小牧港　有義波及びスペクトル幅パラメータの経時変化

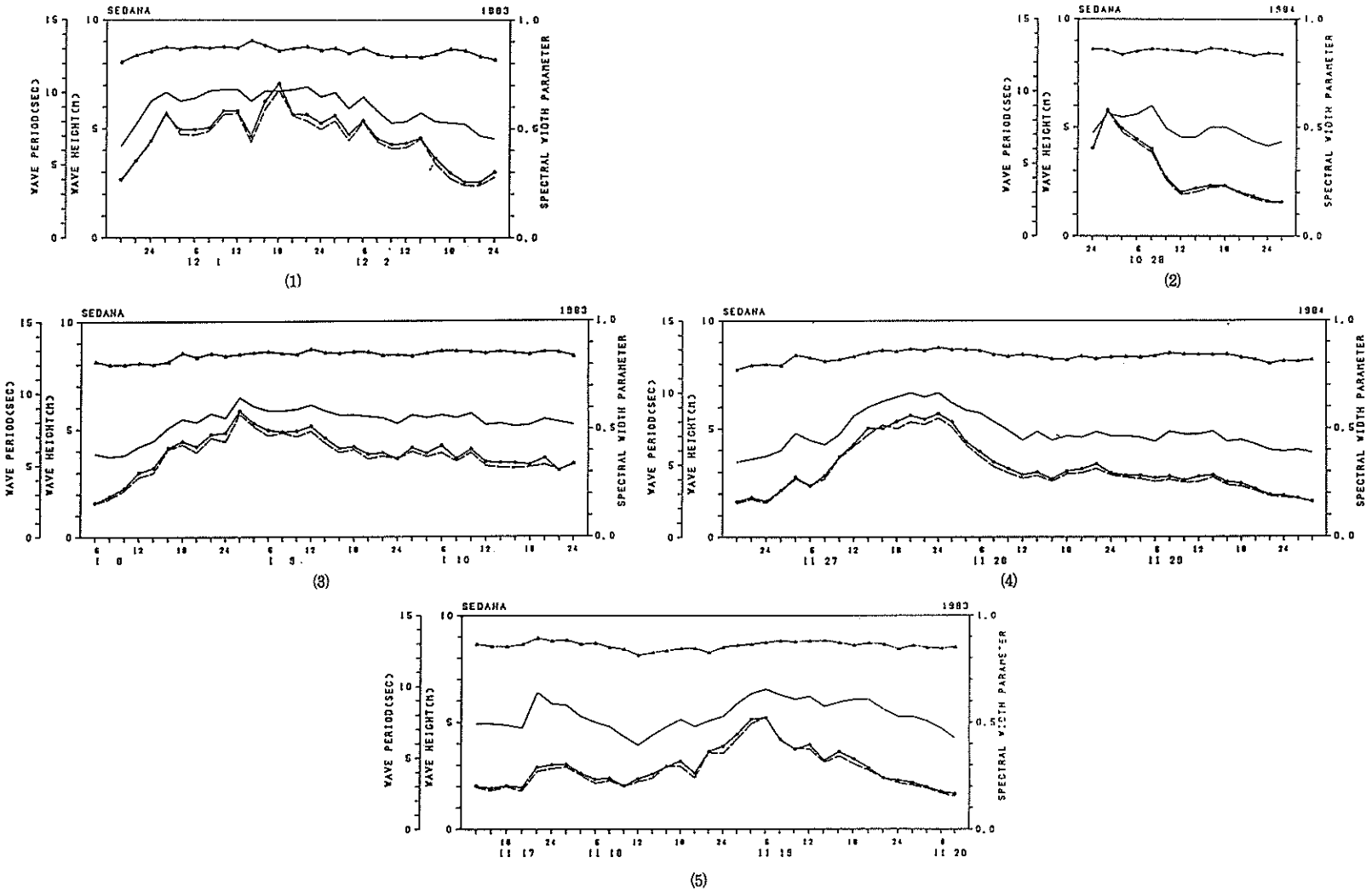

付図－6.29　瀬棚港　有義波及びスペクトル幅パラメータの経時変化

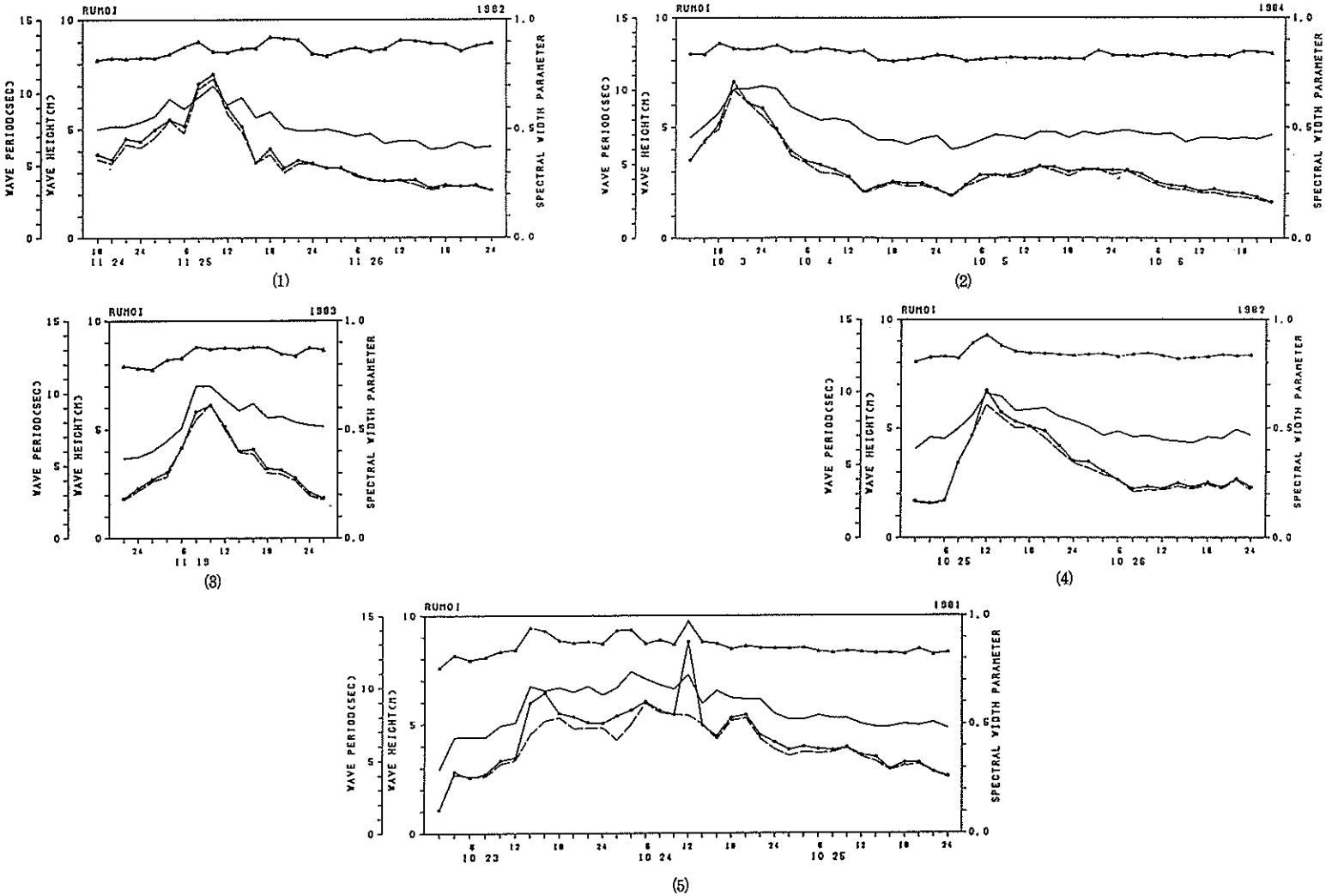

付図－6.30　留萌港　有義波及びスペクトル幅パラメータの経時変化

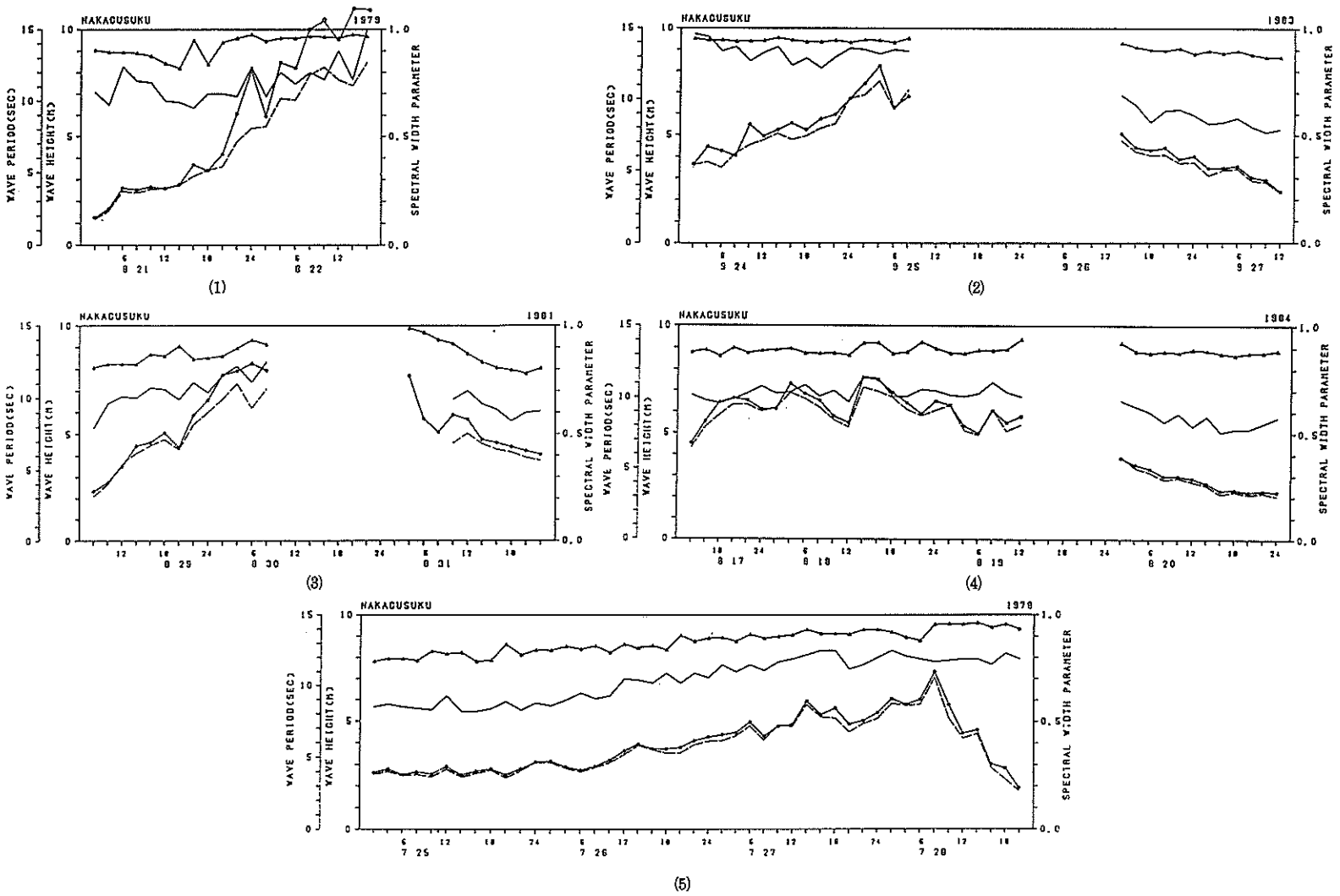

付図－6.31　中城湾　有義波及びスペクトル幅パラメータの経時変化

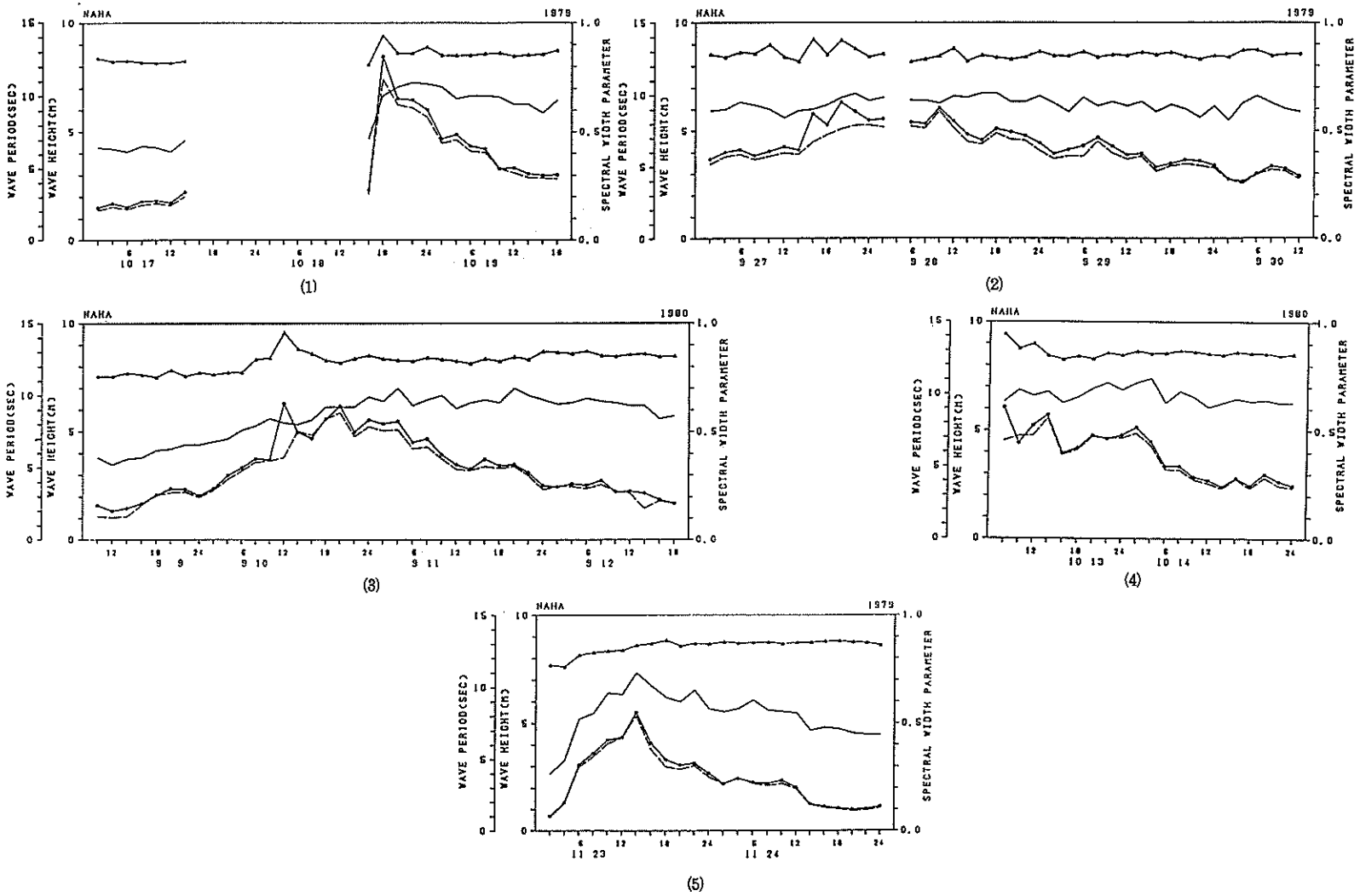

付図－6.32　那覇港　有義波及びスペクトル幅パラメータの経時変化

1. 台風第7920号（昭和54年10月17日～20日）

付表－7.1　代表的気象じょう乱時の最大波とその起時

観測地点名 ＼ 項目	'79年10月18日～10月20日 有義波 波高	有義波 周期	有義波 起時	最高波 波高	最高波 周期	最高波 起時
留萌	4.60m	8.5s	10月20日 8時	6.90m	7.6s	10月20日 8時
船川						
深浦						
秋田						
酒田	* 4.31	8.9	10. 19. 22	6.90	8.5	10. 19. 22
柳崎	7.23	10.5	10. 19. 20	11.03	8.7	10. 19. 20
同貫神						
新潟東						
新潟西（－22.7）						
新潟西（－9.2）						
輪島	6.24	9.5	10. 19. 18	10.90	7.7	10. 19. 16
金沢	* 3.87	8.2	10. 19. 16	7.68	9.5	10. 19. 20
福井						
鳥取	4.43	8.8	10. 19. 14	7.82	7.4	10. 19. 14
浜田	* 3.78	7.2	10. 19. 6	6.07	7.0	10. 19. 2
境島	2.42	7.4	10. 19. 16	3.70	6.9	10. 19. 16
室戸岬						
伊王島	－	－	－	－	－	－
名瀬	* 6.02	10.1	10. 19. 6	7.64	12.1	10. 19. 6
那覇	7.41	10.0	10. 18. 18	12.25	13.5	10. 18. 18
枕崎	5.50	10.6	10. 20. 10	9.90	10.4	10. 20. 8
鹿児島	7.19	12.3	10. 20. 2	10.50	12.0	10. 20. 2
大小牧	3.50	12.4	10. 20. 2	5.70	13.0	10. 20. 2
むつ小川原	4.76	9.8	10. 19. 20	7.44	10.5	10. 19. 20
八戸	2.36	8.4	10. 20. 6	3.70	5.0	10. 20. 4
宮古						
釜石	* 2.06	11.3	10. 20. 2	3.06	11.9	10. 20. 2
仙台	* 4.80	9.6	10. 19. 14	7.82	7.6	10. 19. 14
相馬						
小名浜						
阿字ヶ浦						
波崎	* 4.67	9.1	10. 19. 12	7.42	6.1	10. 19. 4
銚子	* 3.90	10.5	10. 19. 12	8.67	6.4	10. 19. 12
館山	* 6.74	11.9	10. 19. 18	9.84	14.5	10. 19. 18
剣崎	－	－	－	－	－	－
新島神						
神戸	0.78	3.7	10. 19. 12	1.12	3.7	10. 19. 12
高知神						
油津	6.86	14.1	10. 19. 6	9.12	12.0	10. 19. 6
上布志名						
中城湾	－		－	－	－	－

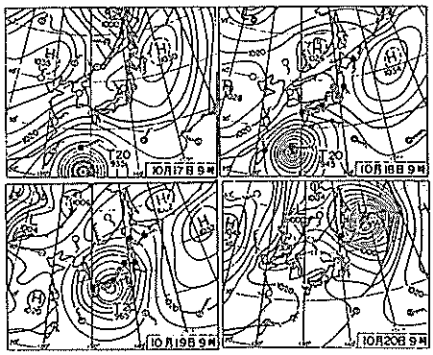

付図－8.1　代表天気図

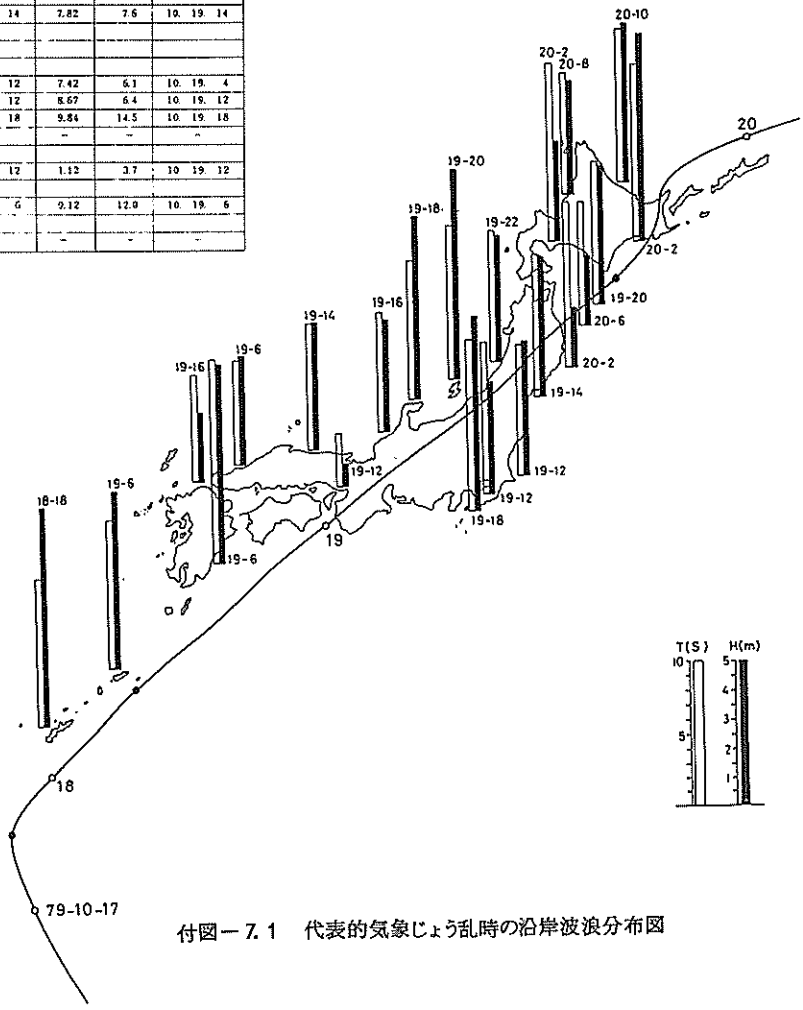

付図－7.1　代表的気象じょう乱時の沿岸波浪分布図

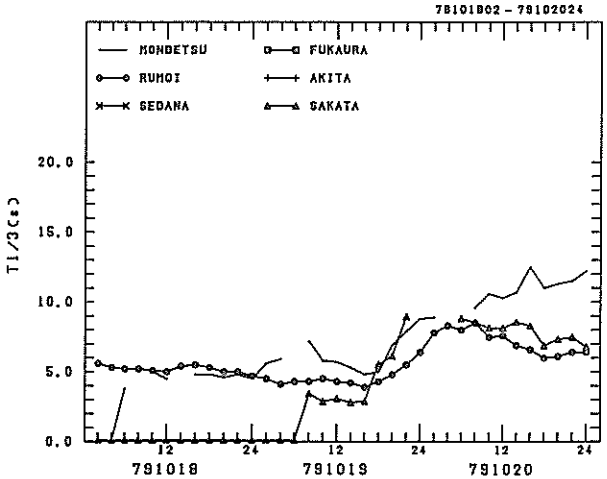

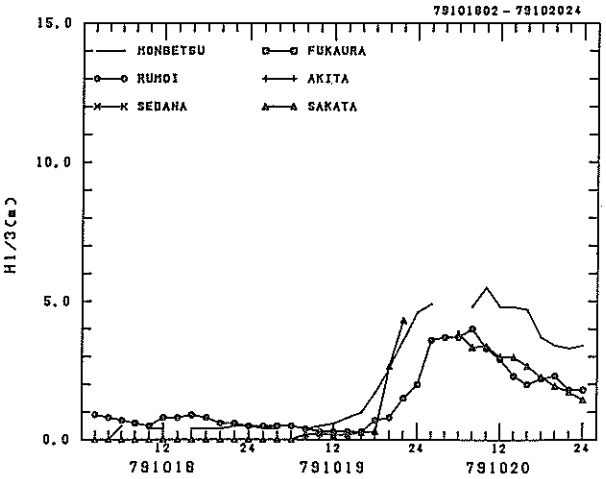

付図－9.1(1)　隣接地点における波高，周期の時間変化図

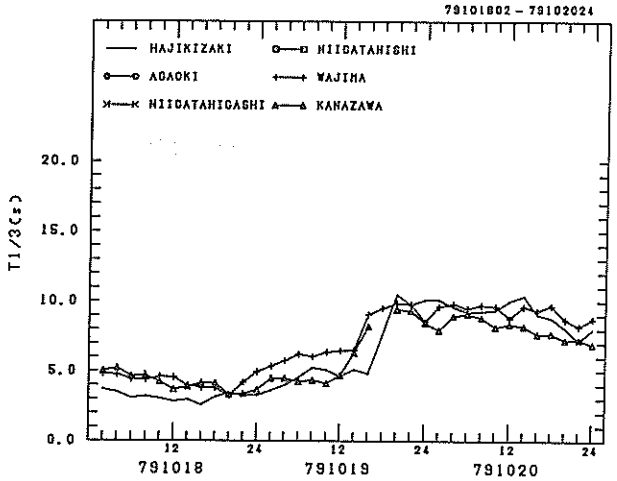

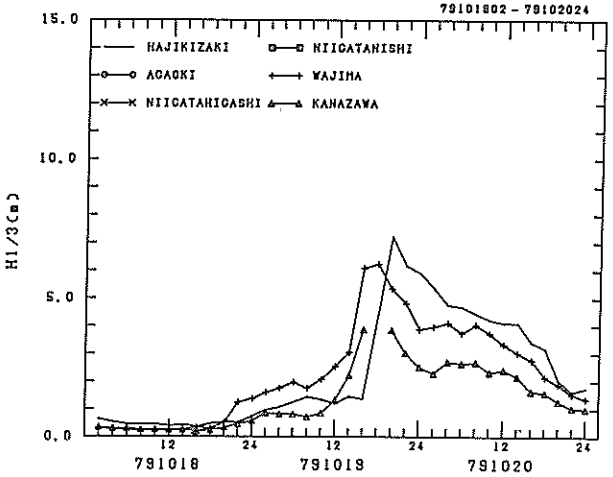

付図－9.1(2)　隣接地点における波高，周期の時間変化図

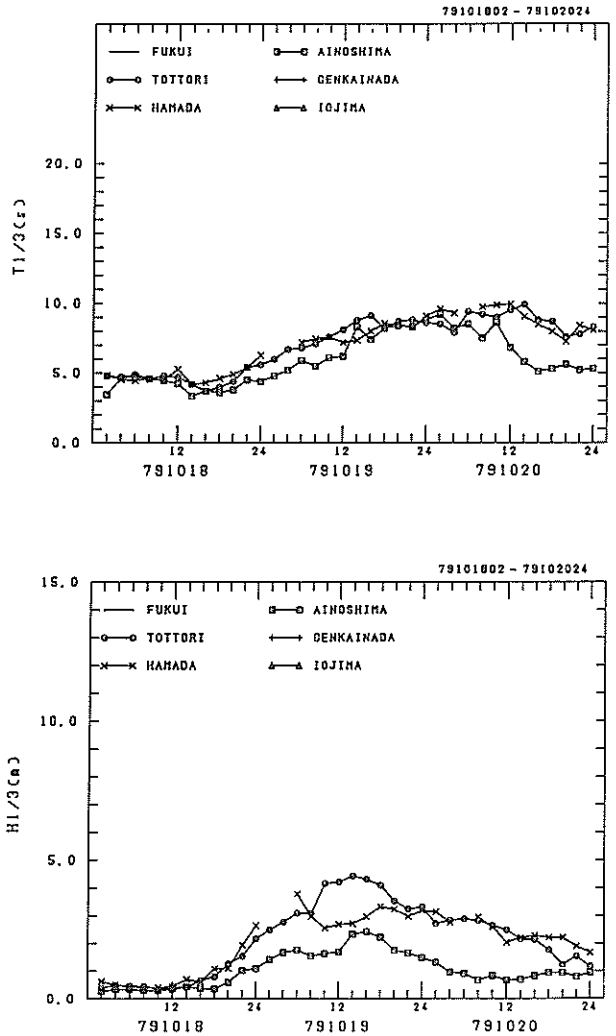

付図－9.1(3)　隣接地点における波高，周期の時間変化図

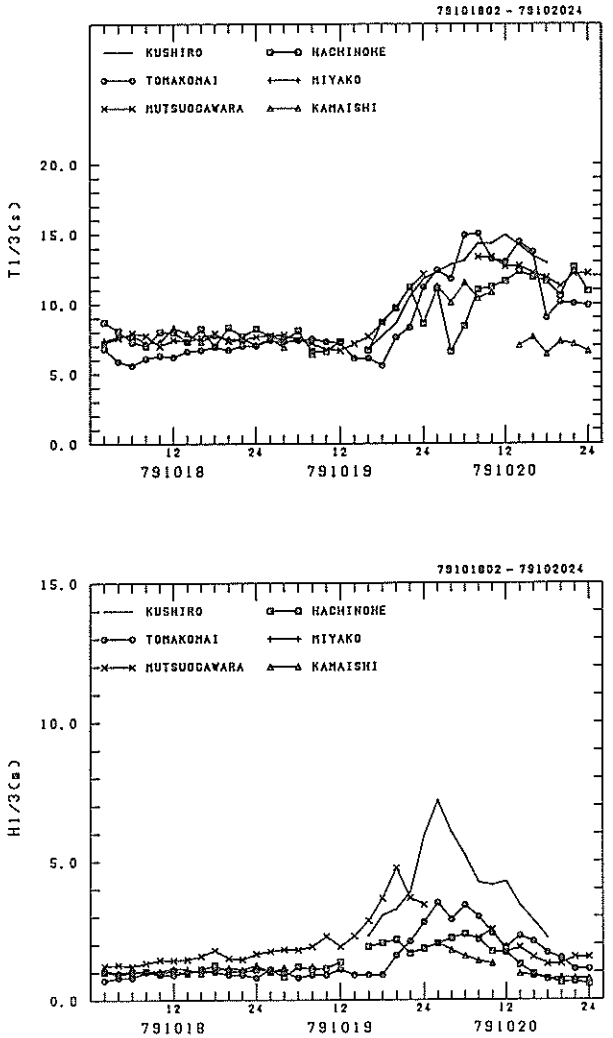

付図－9.1(4)　隣接地点における波高，周期の時間変化図

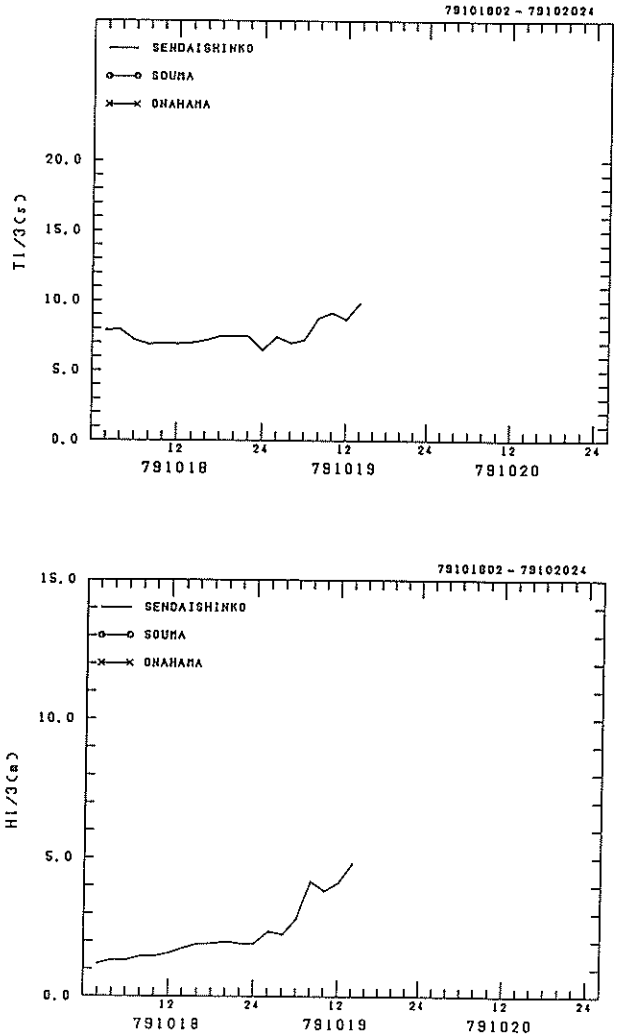

付図－9.1(5)　隣接地点における波高，周期の時間変化図

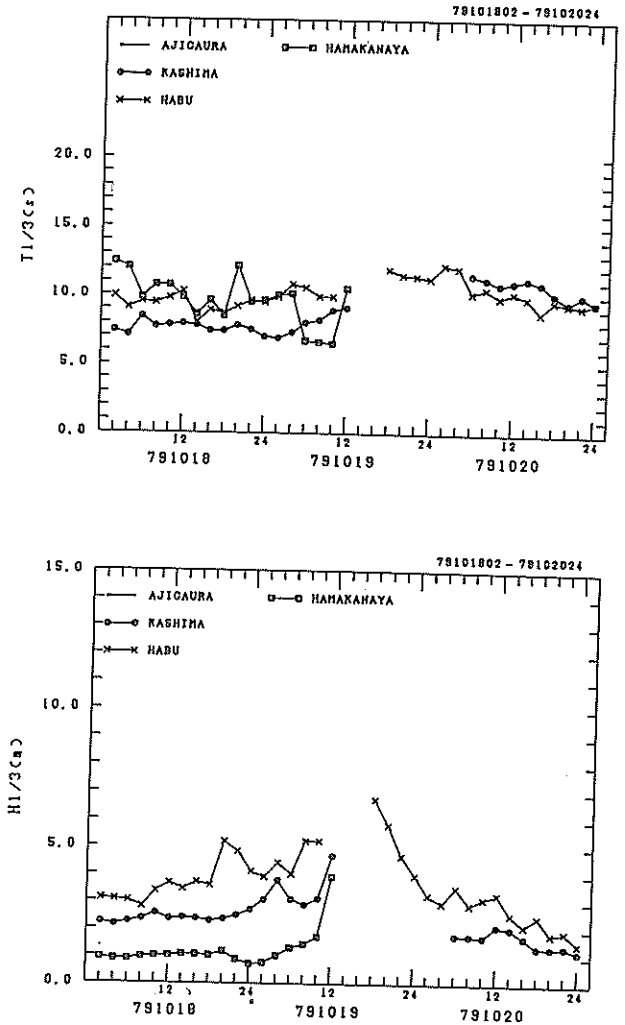

付図－9.1(6)　隣接地点における波高，周期の時間変化図

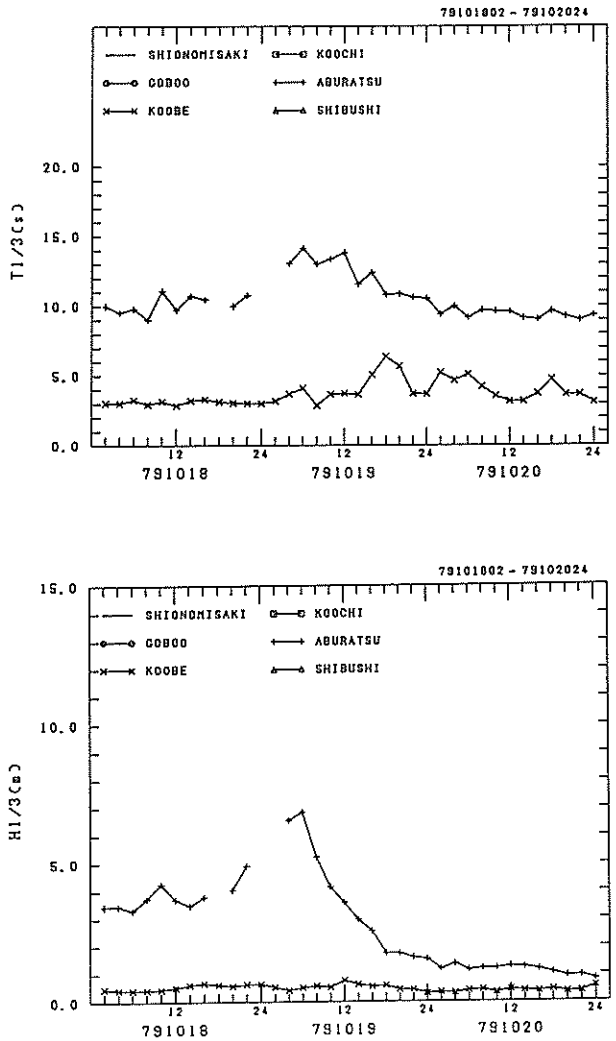

付図－9.1(7)　隣接地点における波高，周期の時間変化図

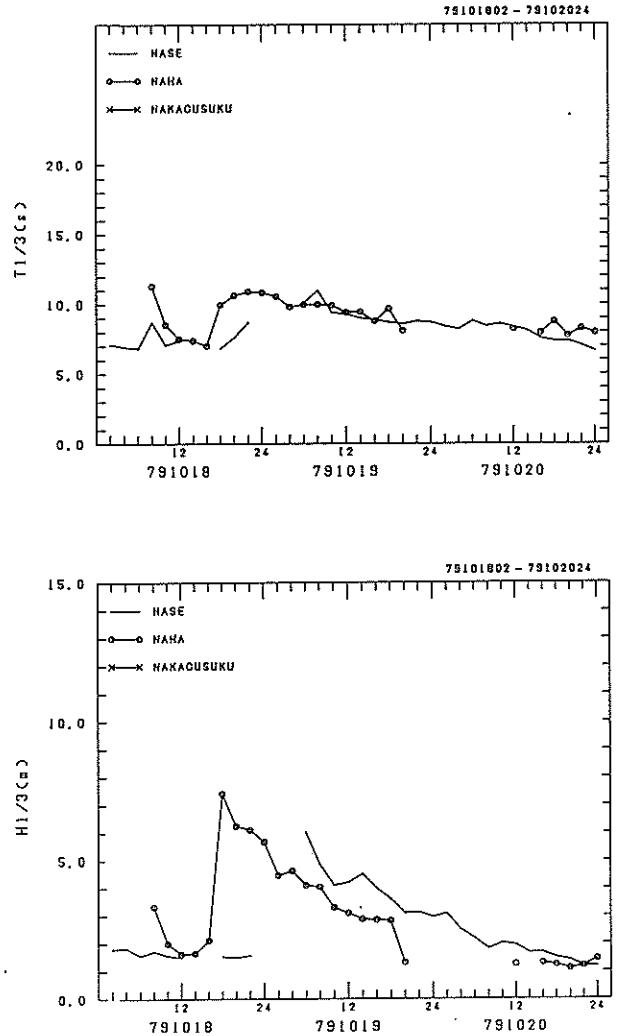

付図－9.1(8)　隣接地点における波高，周期の時間変化図

2. 台風第8013号（昭和55年9月9日～13日）

付表－7.2　代表的気象じょう乱時の最大波とその起時

項目 / 期間 / 観測地点名	'80年9月9日～9月13日 有義波 波高	有義波 周期	起時	最高波 波高	最高波 周期	起時
宗谷	2.20m	9.1s	9月12日20時	3.50m	10.3s	9月12日20時
紋別	1.69	7.4	9. 13. 6	2.90	6.6	9. 13. 6
網走	1.33	7.4	9. 13. 6	2.27	8.0	9. 13. 6
根室						
釧路	2.54	7.9	9. 12. 12	4.50	8.5	9. 12. 12
浦河	2.14	7.3	9. 12. 8	3.15	7.3	9. 12. 10
阿賀野						
新潟東						
新潟西（－22.7）						
新潟西（－9.2）						
輪島	1.86	8.1	9. 12. 12	3.00	9.2	9. 12. 22
金沢	2.14	7.2	9. 12. 6	3.41	7.4	9. 12. 6
福井						
鳥取	1.97	6.8	9. 12. 2	3.22	6.4	9. 12. 8
秋田	–	–	–	–	–	–
能登	＋4.23	9.2	9. 11. 18	5.79	10.2	9. 11. 18
室戸岬	＋5.20	10.4	9. 11. 10	8.38	10.9	9. 11. 10
伊王島	1.53	10.0	9. 11. 12	3.43	8.1	9. 11. 12
名瀬	5.79	10.0	9. 11. 10	9.42	10.2	9. 11. 14
那覇	5.87	9.2	9. 10. 20	10.20	8.0	9. 10. 20
枕崎	1.70	7.0	9. 12. 12	2.80	6.2	9. 12. 8
鹿児島	–	–	–	–	–	–
苫小牧	2.50	6.2	9. 12. 8	4.00	6.2	9. 12. 8
むつ小川原	3.66	7.6	9. 11. 12	6.15	6.8	9. 11. 16
八戸	2.63	7.2	9. 11. 14	4.02	8.7	9. 11. 20
宮古						
釜石	1.52	6.3	9. 11. 2	2.52	6.3	9. 11. 4
仙台	2.49	7.7	9. 12. 6	4.32	8.8	9. 11. 24
相馬						
小名浜	2.84	8.1	9. 11. 18	5.61	8.7	9. 11. 18
阿字ヶ浦	2.17	7.4	9. 11. 14	3.48	7.2	9. 11. 18
鹿島	2.93	7.7	9. 9. 24	4.73	9.1	9. 10. 4
銚子	1.89	10.5	9. 11. 22	4.07	12.6	9. 11. 22
千葉	3.70	11.6	9. 12. 4	6.30	15.9	9. 12. 4
横浜	–	–	–	–	–	–
御前崎						
神戸	2.40	5.9	9. 11. 20	3.97	5.5	9. 11. 24
高知	◎10.9	14.0	9. 11. 11	19.1	14.0	9. 11. 14
油津	10.34	13.0	9. 10. 22	13.42	15.3	9. 10. 22
志布志	7.39	13.1	9. 11. 2	11.25	9.4	9. 10. 22
中城	–	–	–	–	–	–

注）◎：現地統計資料による参考値

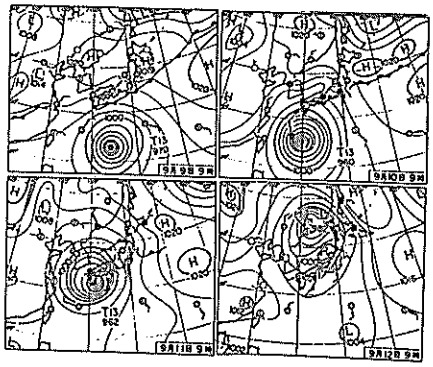

付図－8.2　代表天気図

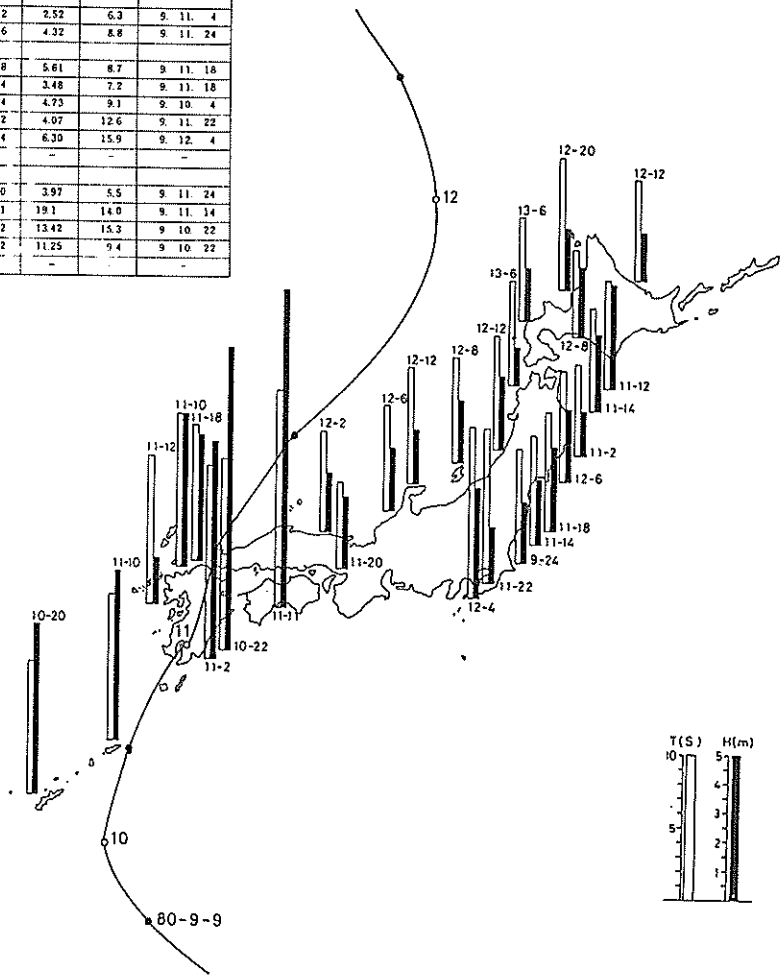

付図－7.2　代表的気象じょう乱時の沿岸波浪分布図

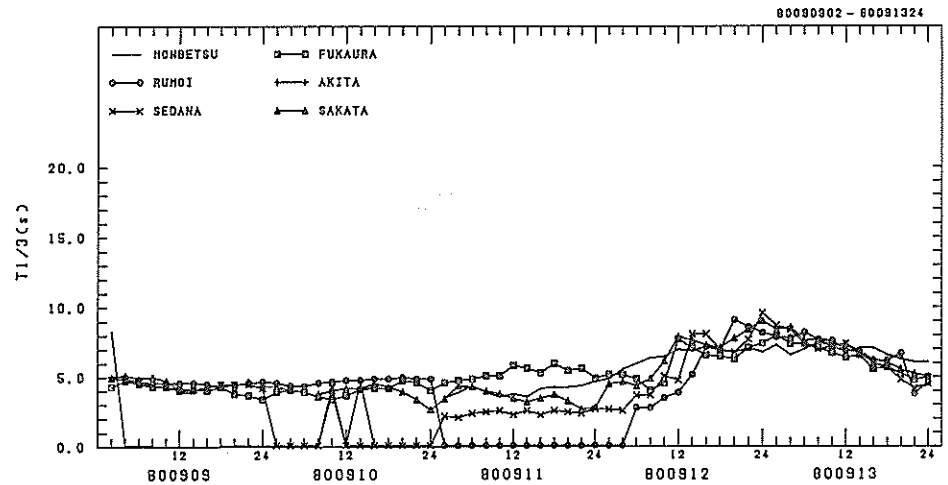

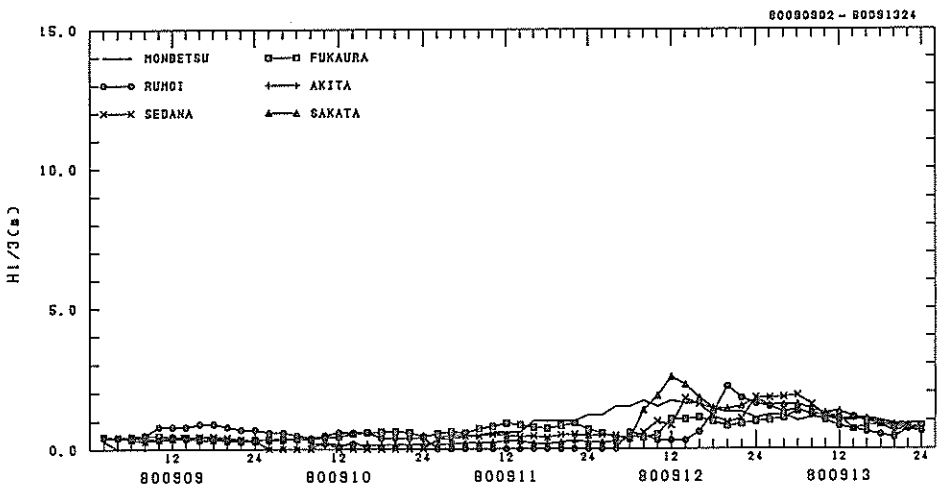

付図－9.2(1)　隣接地点における波高，周期の時間変化図

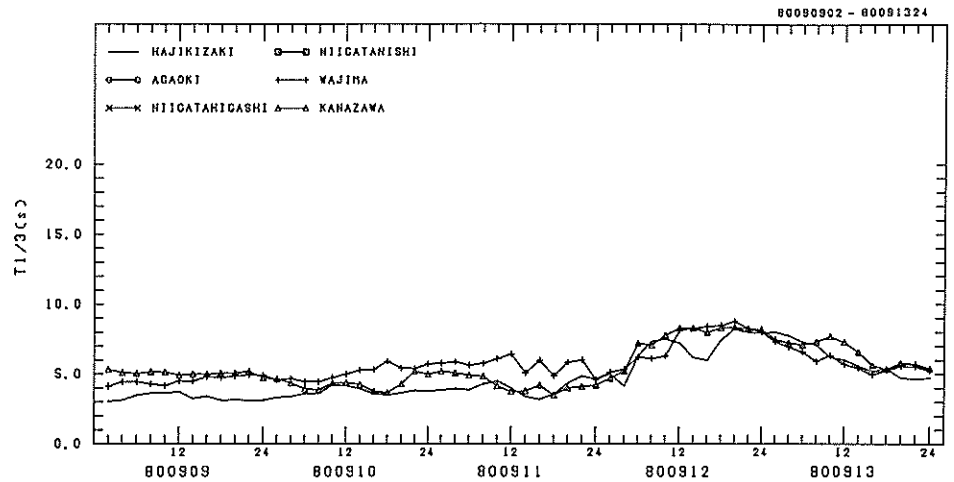

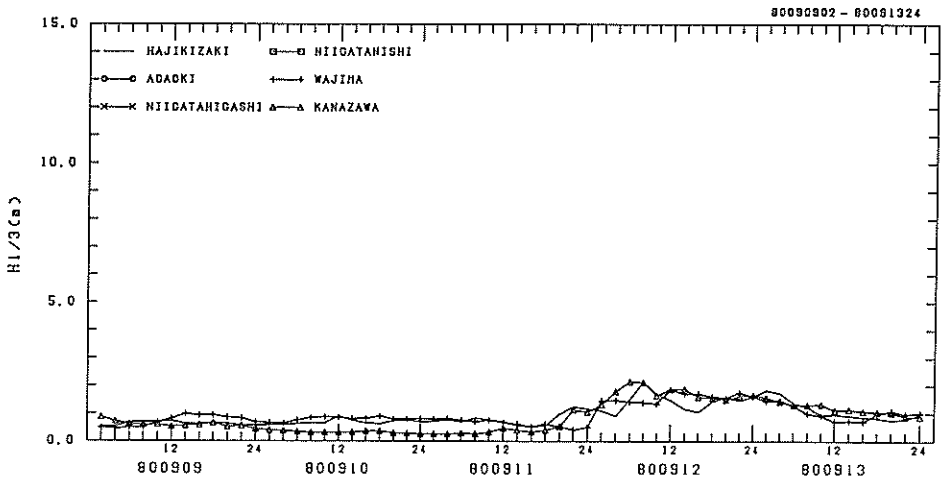

付図－9.2(2)　隣接地点における波高，周期の時間変化図

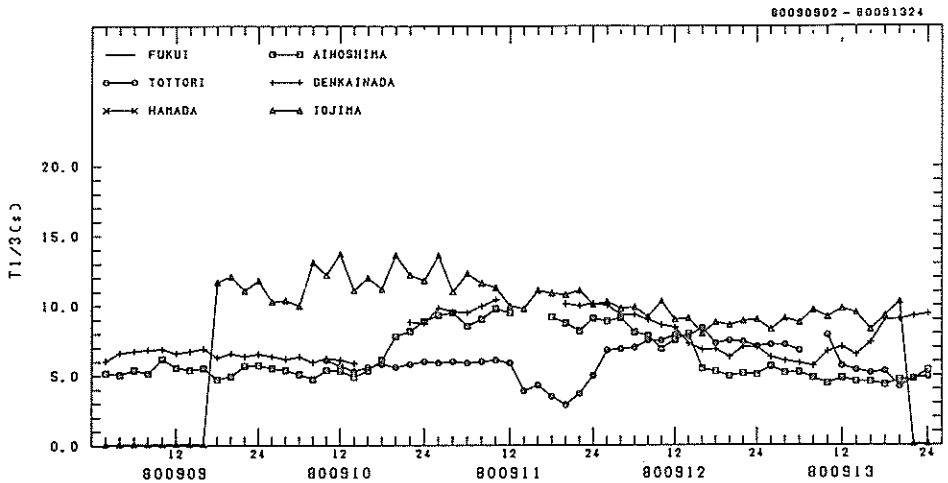

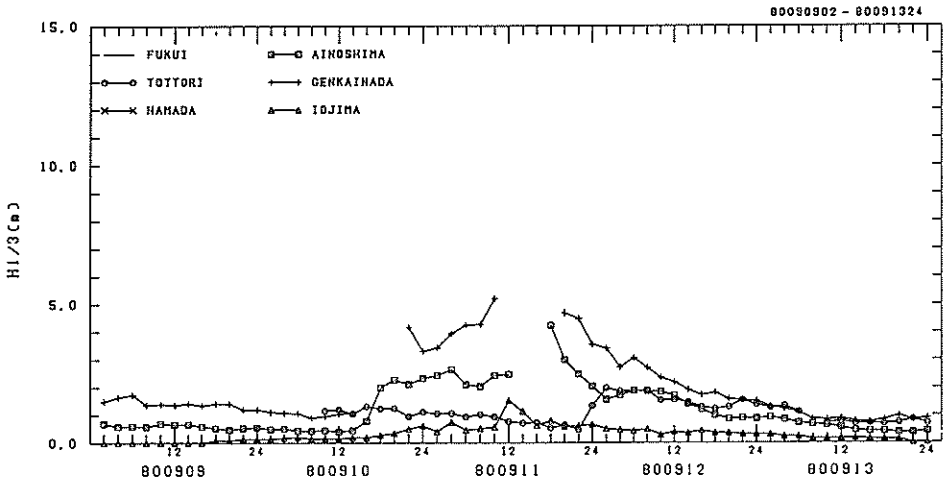

付図－9.2(3)　隣接地点における波高，周期の時間変化図

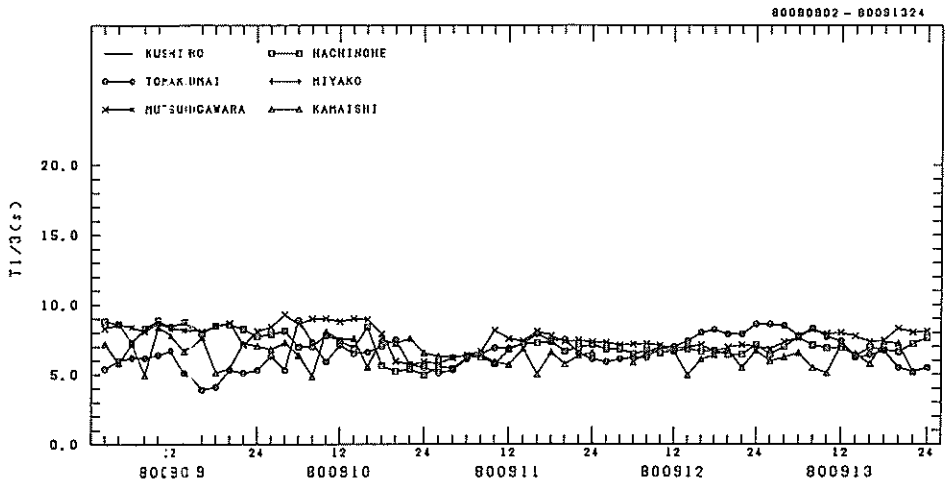

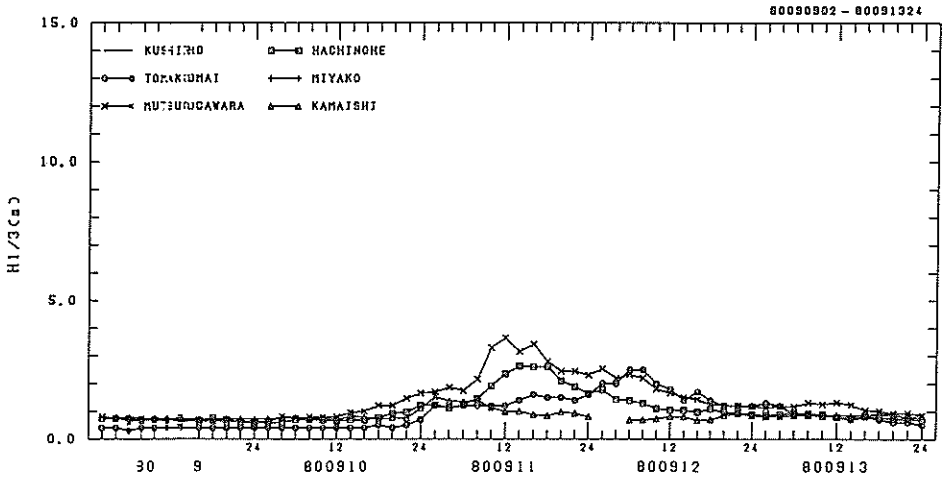

付図－9.2(4)　隣接地点における波高，周期の時間変化図

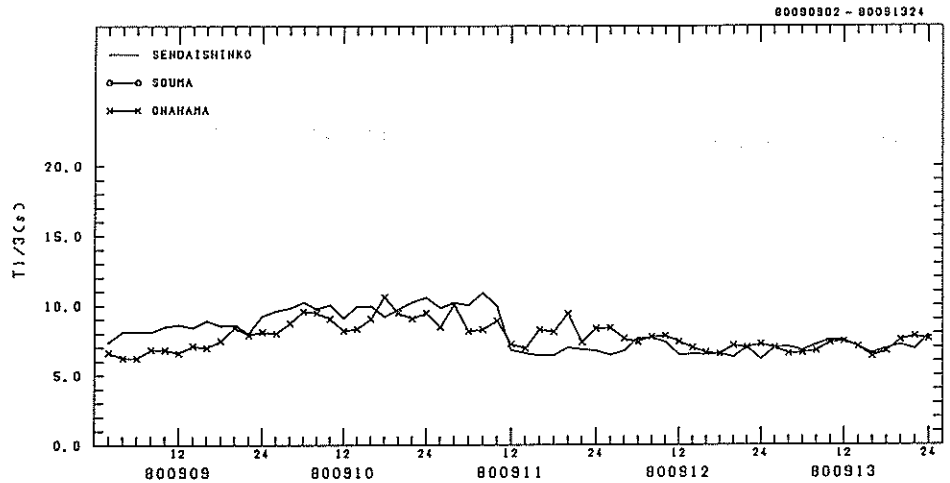

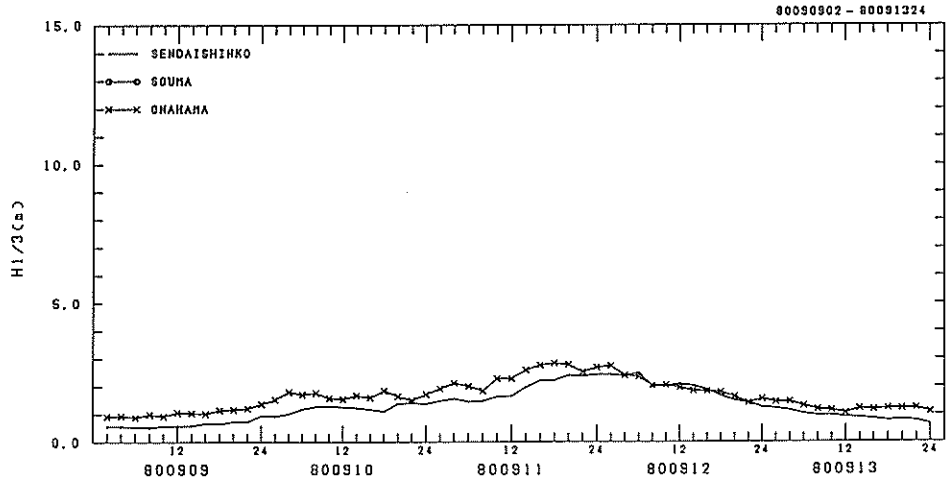

付図－9.2(5)　隣接地点における波高，周期の時間変化図

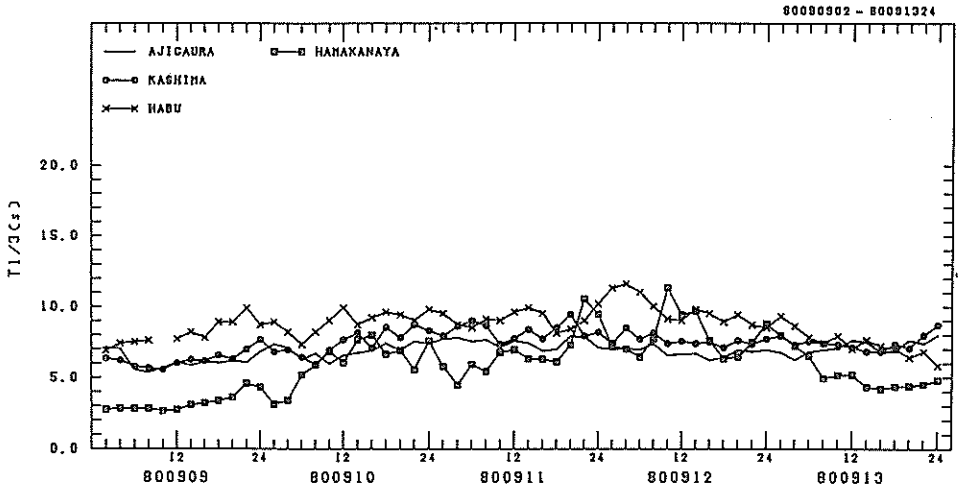

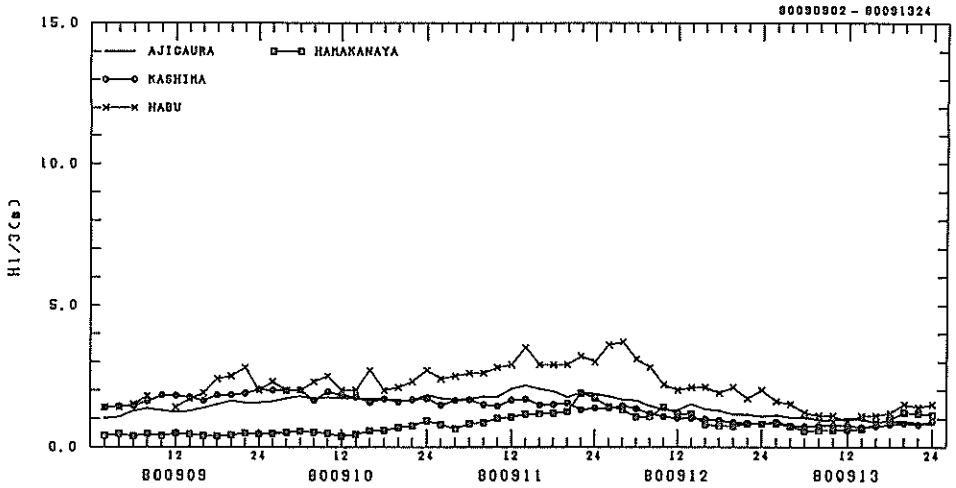

付図－9.2(6)　隣接地点における波高，周期の時間変化図

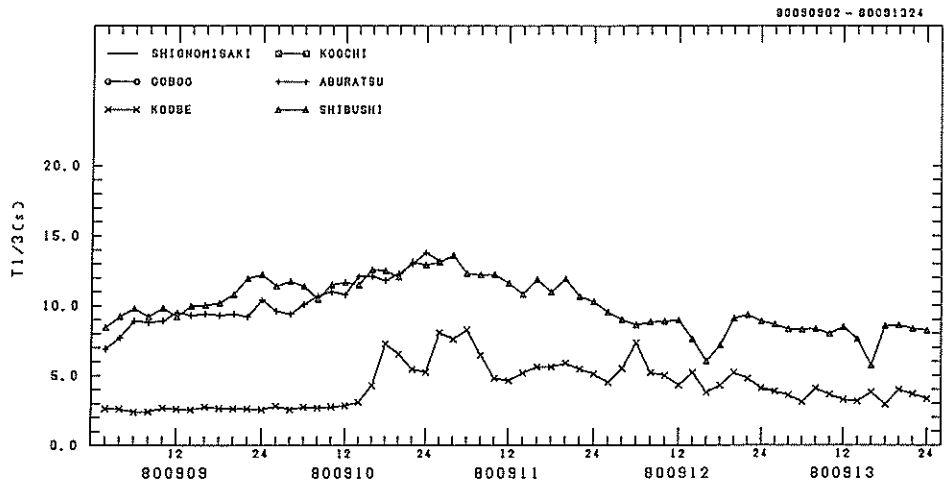

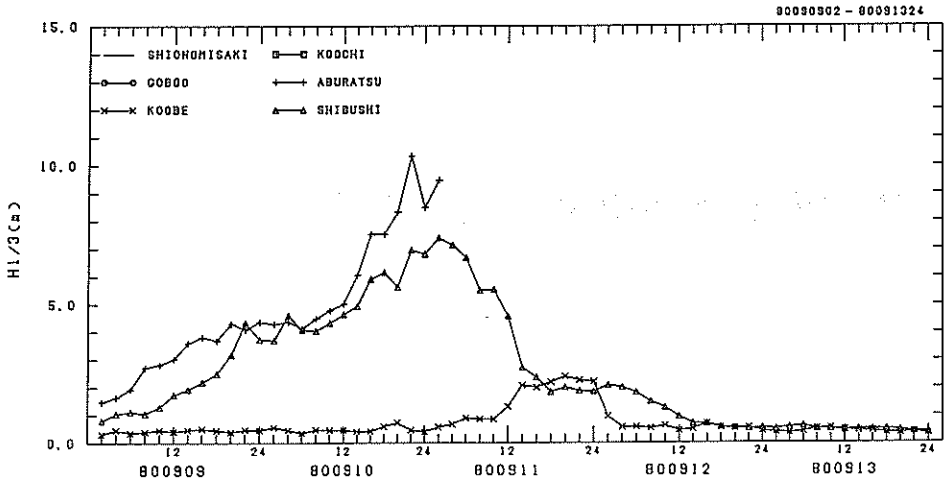

付図－9.2(7)　隣接地点における波高，周期の時間変化図

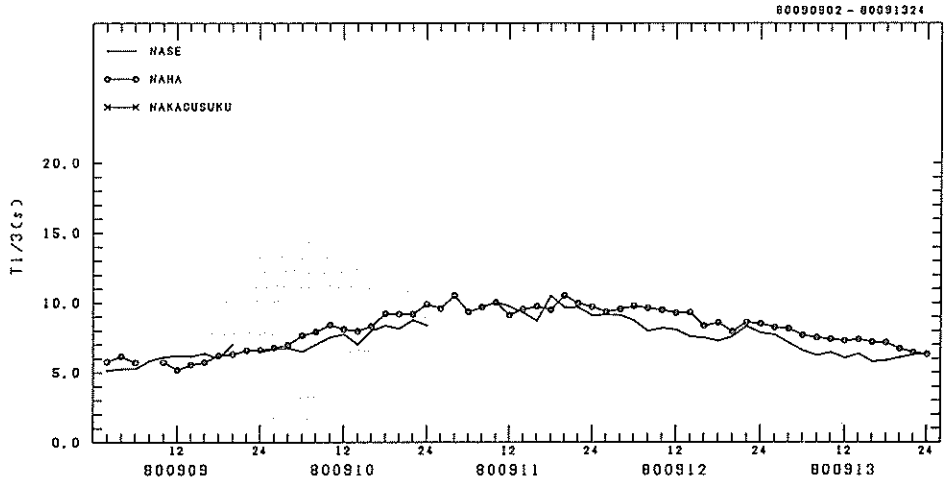

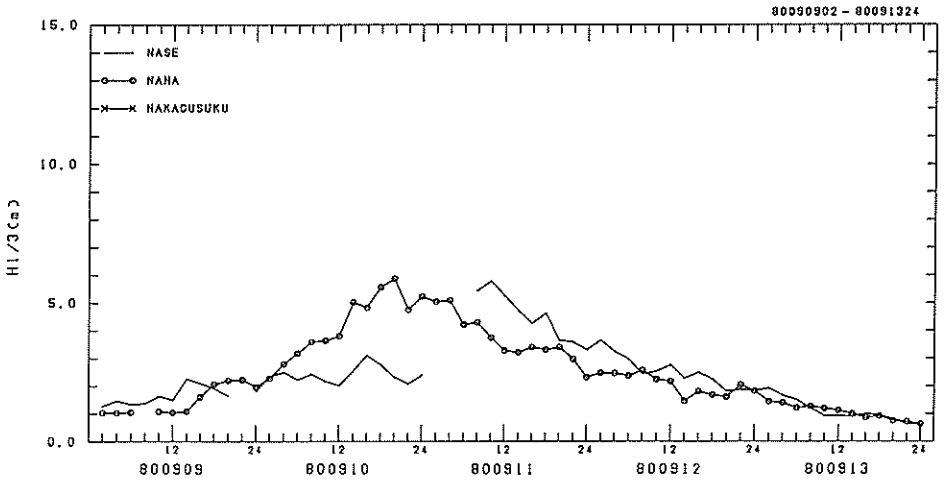

付図－9.2(8)　隣接地点における波高，周期の時間変化図

3. 台風第8115号（昭和56年8月19日～24日）

付表－7.3　代表的気象じょう乱時の最大波とその起時

観測地点名 ＼ 期間	有義波 波高	有義波 周期	有義波 起時	最高波 波高	最高波 周期	最高波 起時
	'81年8月20日～8月24日					
宿毛	* 2.31m	8.2s	8月24日 2時	3.65m	8.2s	8月24日 2時
高知	–	–	–	–	–	–
室戸	4.22	7.6	8. 23. 14	7.82	6.8	8. 23. 14
足摺						
浦田	* 4.11	8.2	8. 23. 12	6.75	7.9	8. 23. 12
御前崎	4.68	7.4	8. 23. 8	7.68	7.3	8. 23. 8
阿賀沖	–	–	–	–	–	–
新潟東						
新潟西（－22.7）						
新潟西（－9.2）						
能登島	3.46	7.8	8. 23. 8	5.56	7.9	8. 23. 8
金沢	2.79	7.2	8. 23. 8	5.03	6.3	8. 23. 8
福井	2.33	7.0	8. 23. 8	4.42	8.6	8. 23. 10
鳥取	2.31	7.1	8. 23. 10	4.52	7.7	8. 23. 10
浜田	–	–	–	–	–	–
隠岐島	0.94	4.2	8. 22. 14	1.69	4.4	8. 22. 14
玄界灘	–	–	–	–	–	–
伊王島	–	–	–	–	–	–
名瀬	2.53	7.0	8. 23. 6	4.55	7.6	8. 23. 6
那覇	1.47	6.5	8. 23. 4	2.94	6.0	8. 23. 4
枕崎	2.80	6.7	8. 23. 16	4.90	6.3	8. 23. 14
鹿児島	6.60	9.9	8. 23. 19	10.20	11.0	8. 23. 19
苫小牧	* 3.80	8.3	8. 23. 16	5.50	12.2	8. 23. 16
ひつ小川原	5.67	8.7	8. 23. 12	8.71	9.5	8. 23. 10
八戸	* 2.75	7.1	8. 23. 10	4.86	5.6	8. 22. 20
宮古	0.87	6.7	8. 23. 16	1.53	10.0	8. 23. 12
釜石	* 1.59	7.6	8. 22. 16	2.97	8.1	8. 22. 16
仙台	* 2.93	7.1	8. 23. 6	5.24	7.6	8. 23. 6
相馬						
小名浜	* 5.89	11.7	8. 23. 12	8.29	11.2	8. 23. 12
阿字ヶ浦	5.52	11.5	8. 23. 8	8.38	10.9	8. 23. 8
銚子	* 5.92	12.1	8. 23. 6	9.12	12.2	8. 23. 6
千葉金谷	2.90	10.7	8. 23. 6	4.61	13.0	8. 23. 4
横浜	8.36	10.7	8. 23. 2	13.99	13.5	8. 23. 6
剱岬	2.74	13.0	8. 20. 16	4.41	14.8	8. 20. 6
新島特						
神戸	0.62	2.9	8. 22. 20	1.01	2.5	8. 22. 20
高知特	3.98	13.0	8. 22. 8	6.23	12.6	8. 22. 8
由良	3.15	11.3	8. 22. 8	5.09	11.2	8. 21. 24
志布志	2.91	10.8	8. 20. 14	4.69	11.2	8. 20. 14
中城	2.60	11.4	8. 21. 20	4.59	10.0	8. 21. 24



付図－8.3　代表天気図

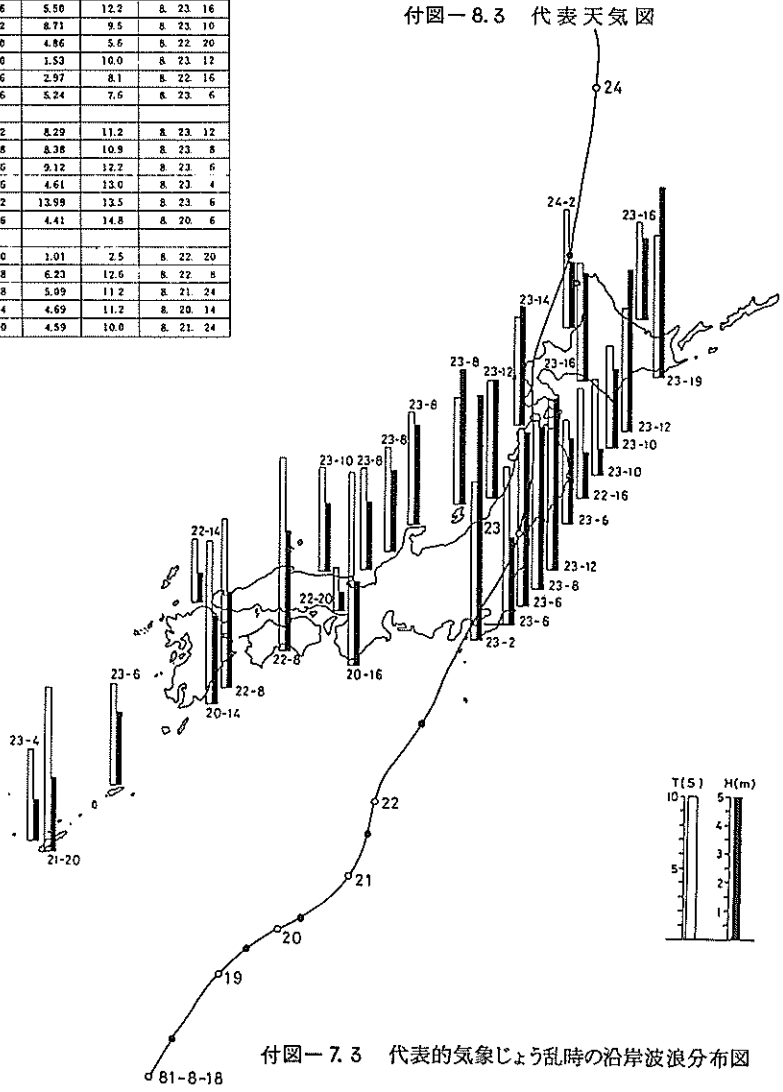

付図－7.3　代表的気象じょう乱時の沿岸波浪分布図

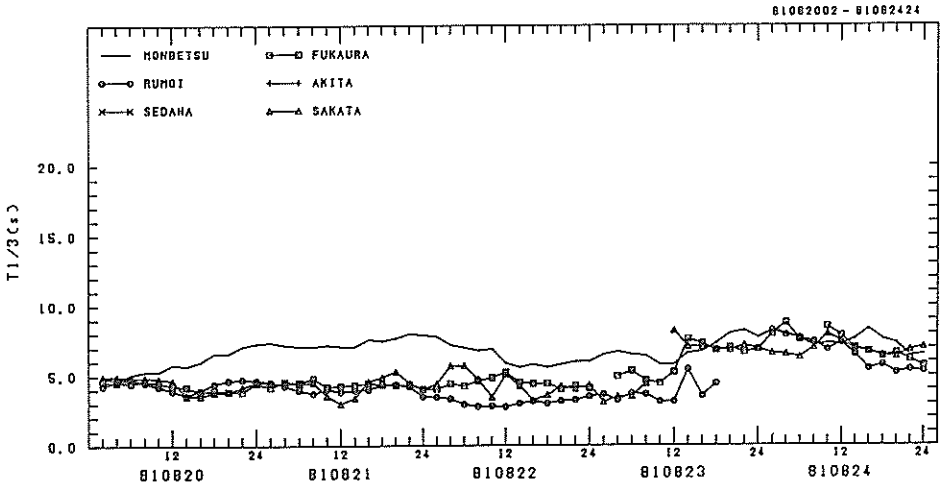

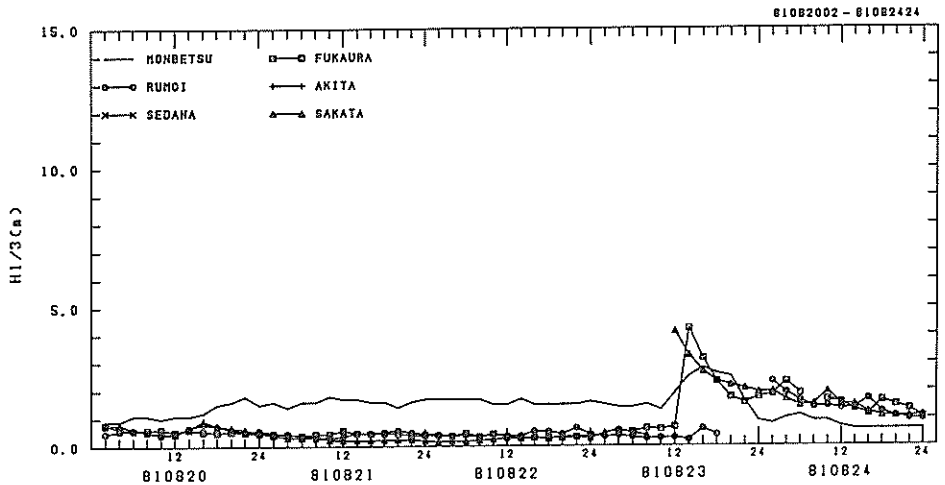

付図－9.3(1)　隣接地点における波高，周期の時間変化図

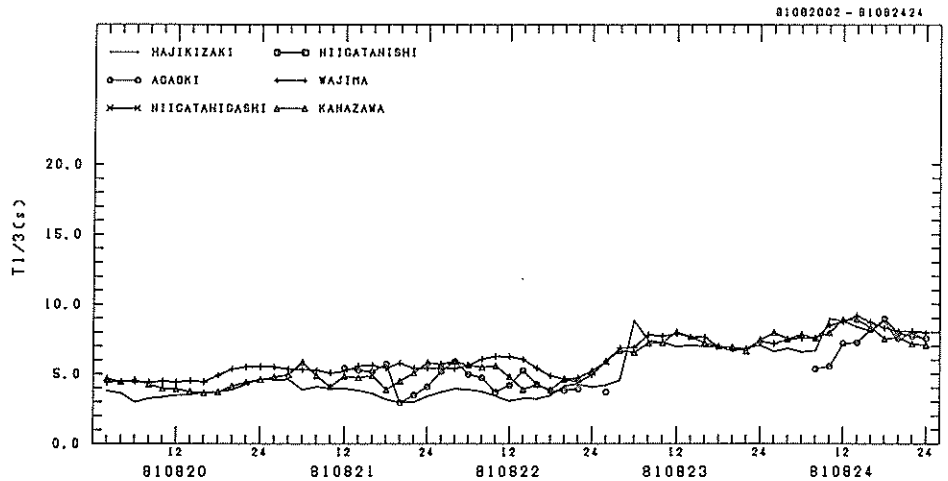

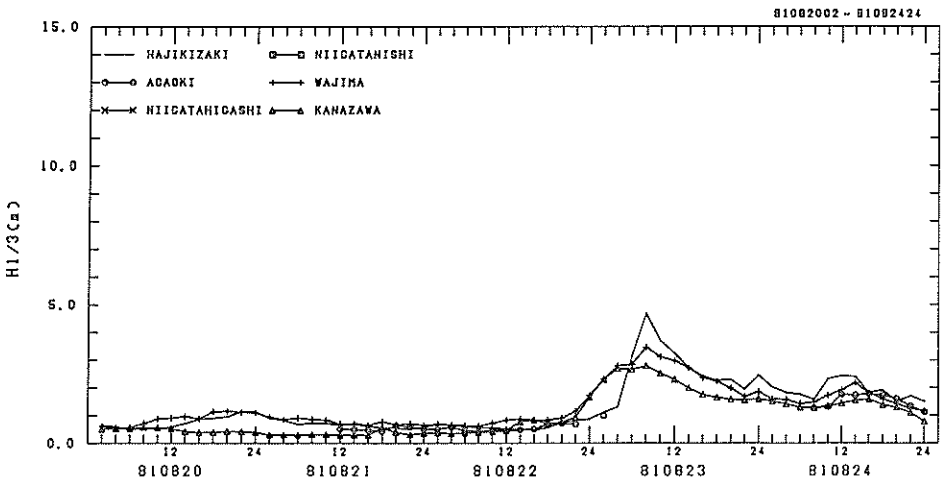

付図－9.3(2)　隣接地点における波高，周期の時間変化図

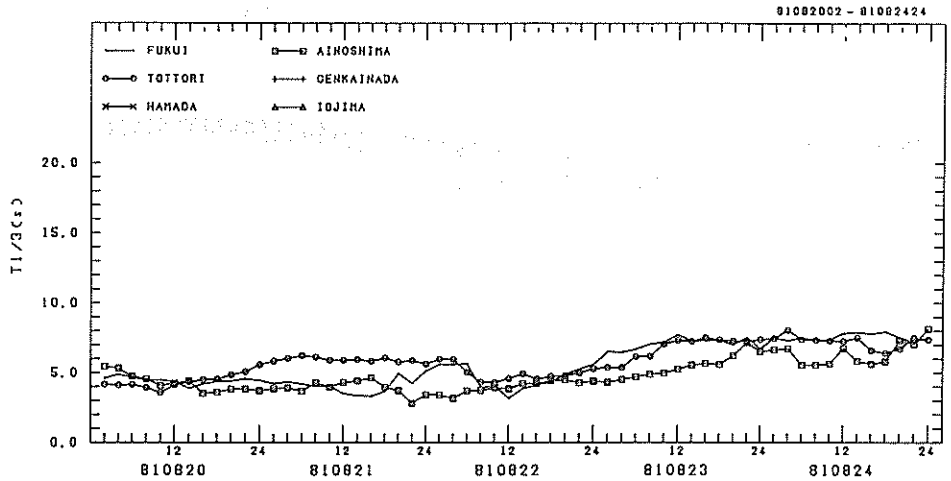

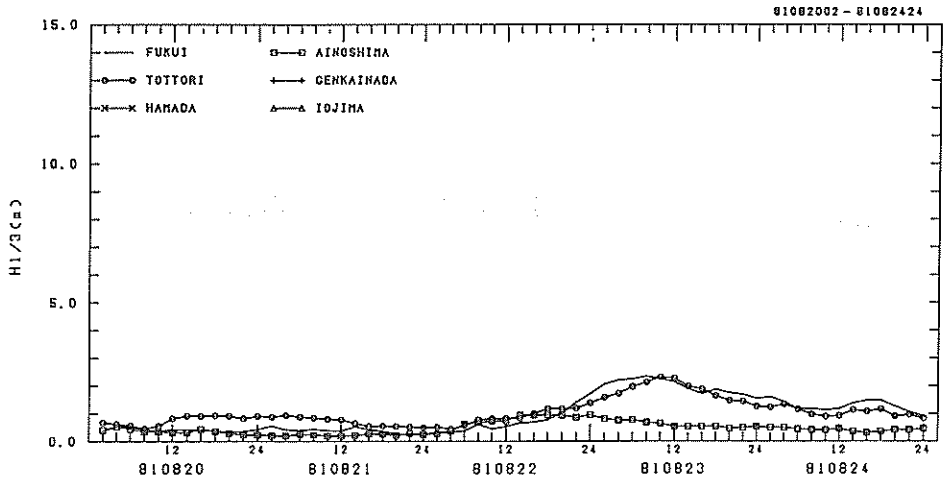

付図－9.3(3)　隣接地点における波高，周期の時間変化図

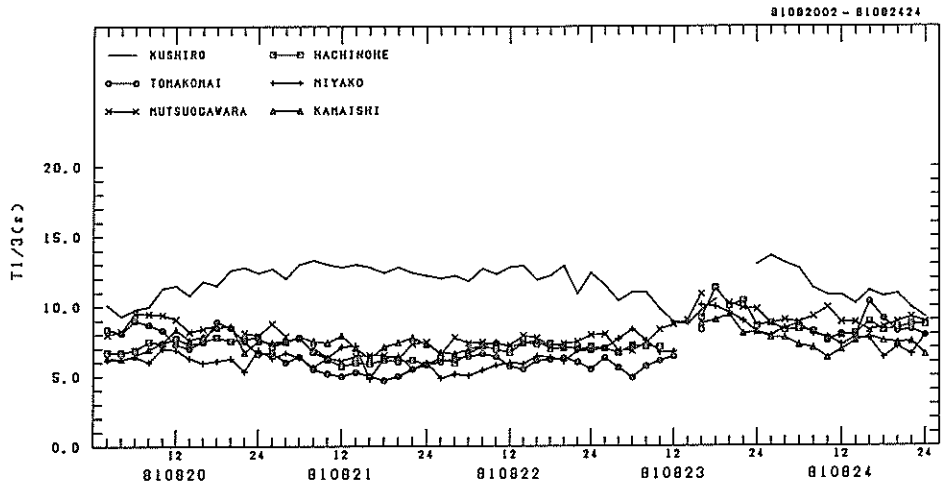

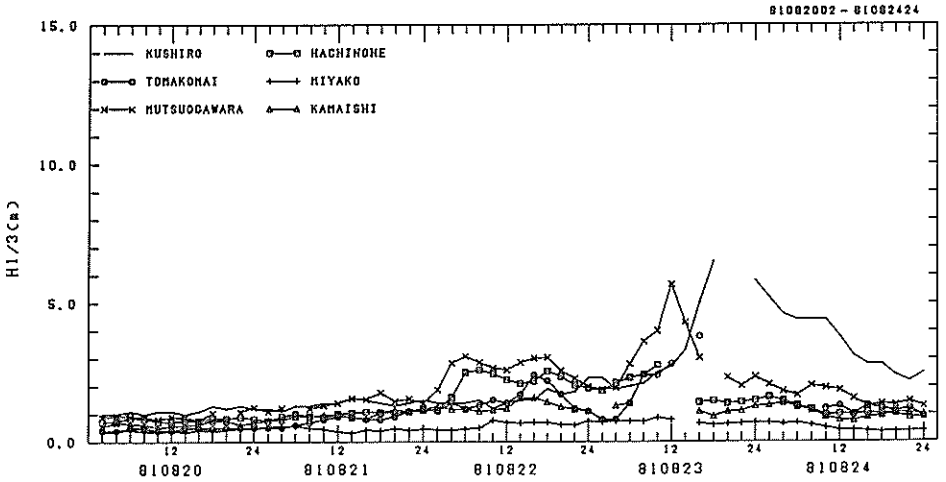

付図－9.3(4)　隣接地点における波高，周期の時間変化図

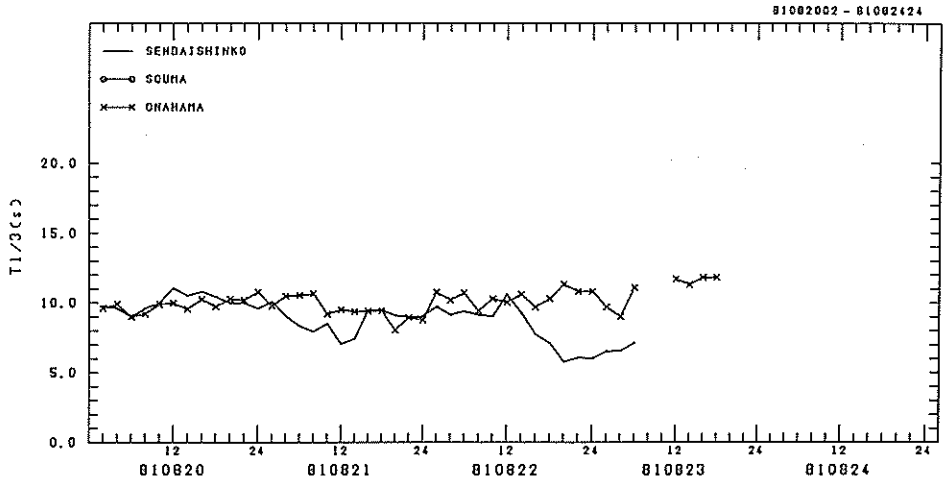

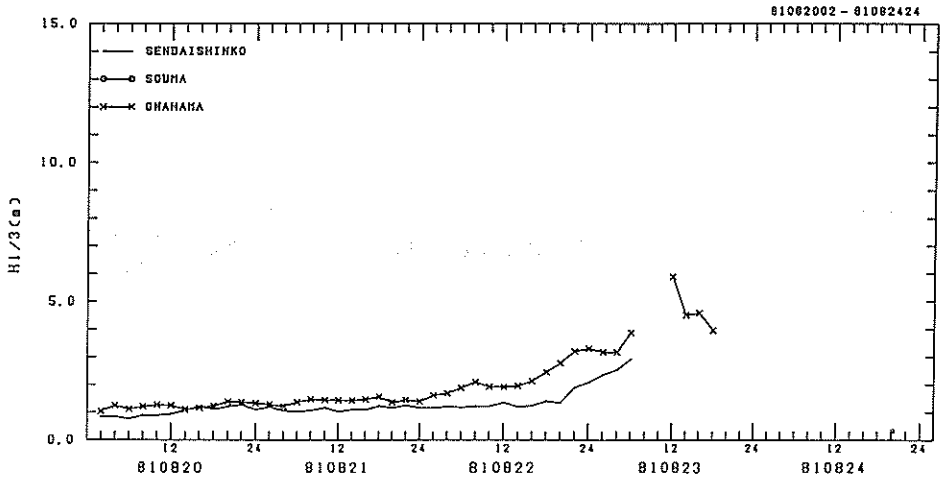

付図－9.3(5)　隣接地点における波高，周期の時間変化図

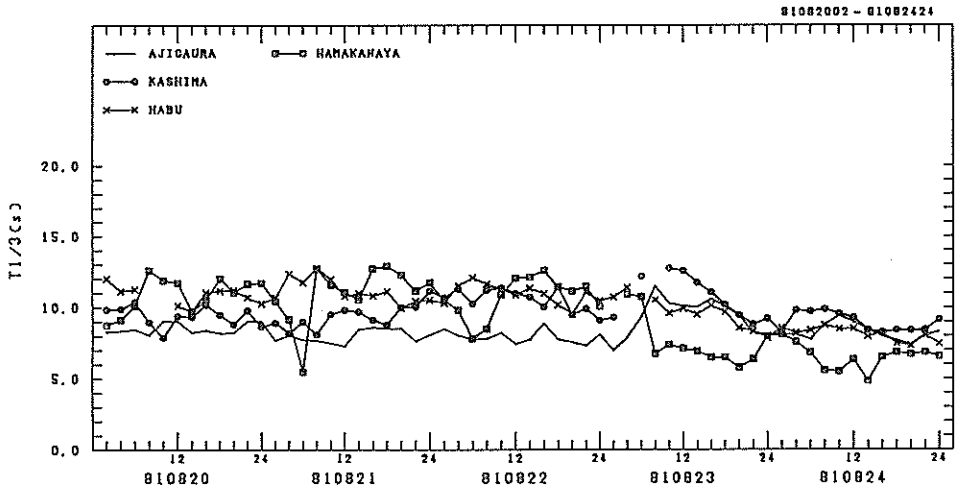

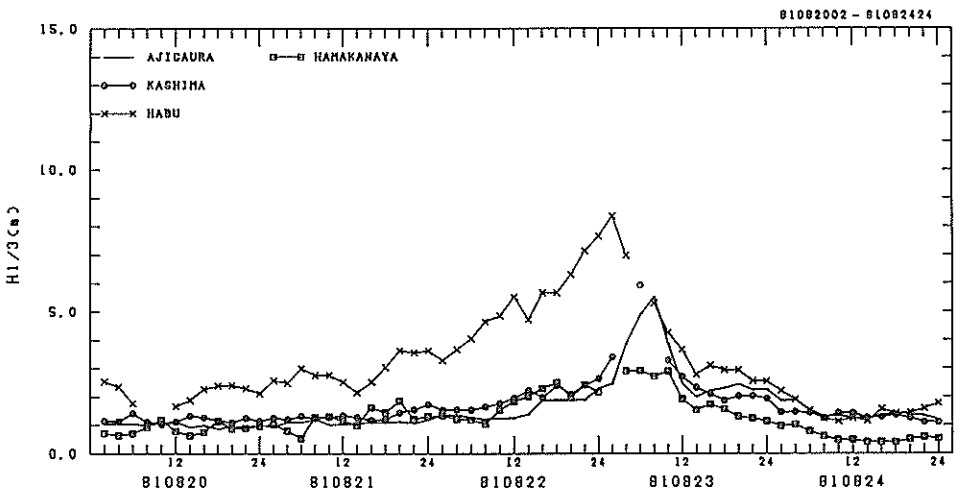

付図－9.3(6)　隣接地点における波高，周期の時間変化図

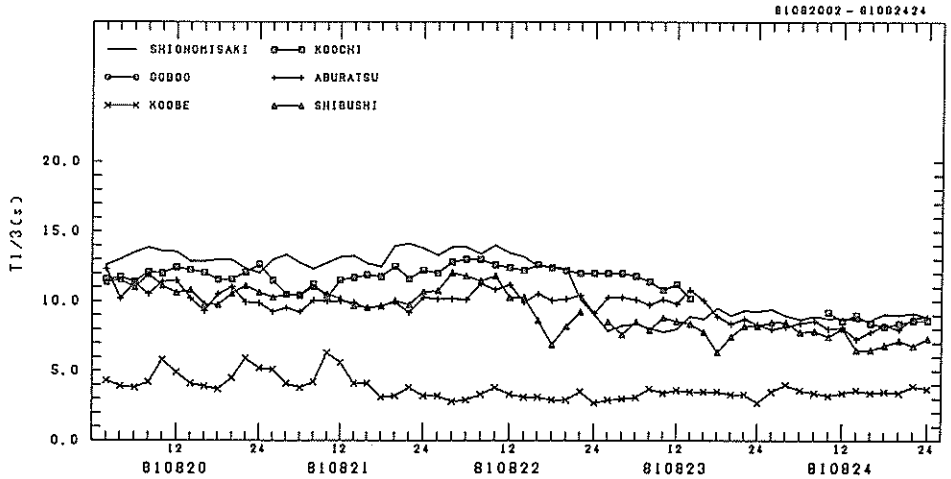

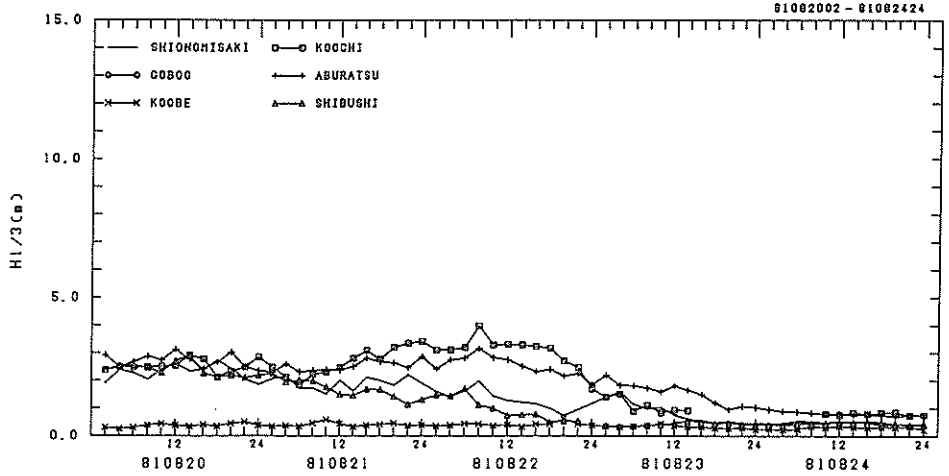

付図－9.3(7)　隣接地点における波高，周期の時間変化図

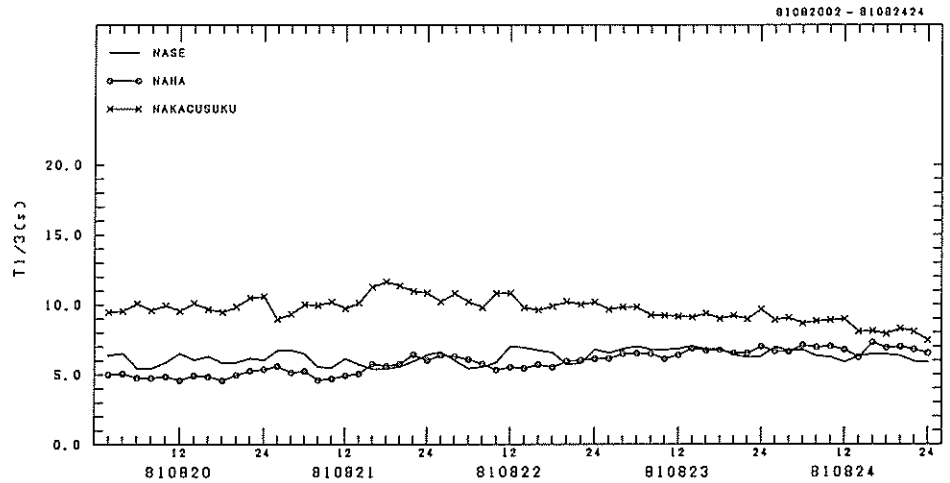

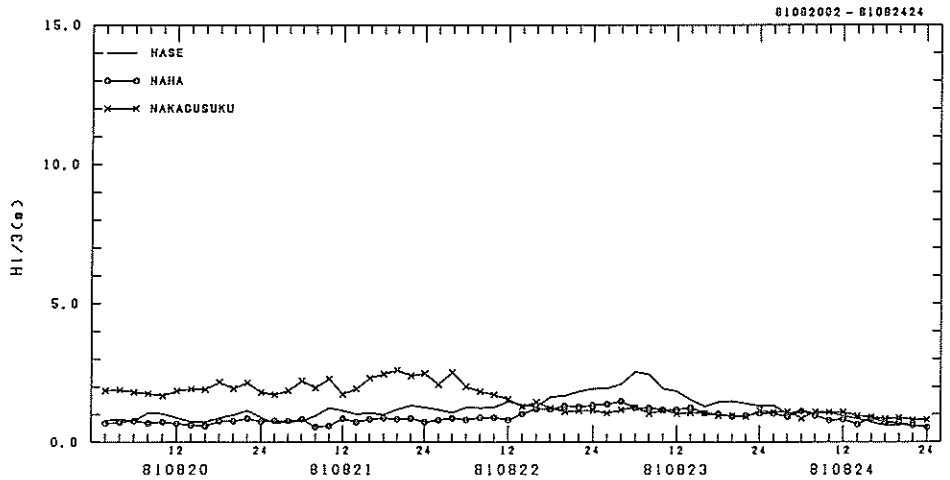

付図－9.3(8)　隣接地点における波高，周期の時間変化図

4. 台風第8219号（昭和57年9月23日～28日）

付表－7.4　代表的気象じょう乱時の最大波とその起時

観測地点名 ＼ 項目	'82年9月23日～9月28日 有義波 波高	有義波 周期	起時	最高波 波高	最高波 周期	起時
宿毛	3.82m	7.6s	9月28日12時	6.65m	9.2s	9月28日12時
船越	–	–	–	–	–	–
深浦	3.78	8.6	9. 26. 20	7.21	8.1	9. 26. 20
秋田	5.23	9.4	9. 26. 20	9.03	8.6	9. 26. 20
酒田	–	–	–	–	–	–
鄂崎	3.00	8.9	9. 26. 16	4.56	8.6	9. 26. 16
阿賀沖	2.23	6.2	9. 26. 22	4.16	7.1	9. 26. 22
新潟東						
新潟西（－22.7）	1.65	6.2	9. 26. 16	2.82	5.2	9. 26. 16
新潟西（－9.2）	–	–	–	–	–	–
輪島	2.23	7.1	9. 26. 16	3.23	8.8	9. 26. 18
金沢	2.26	7.0	9. 26. 14	4.00	7.3	9. 26. 8
福井	2.03	7.0	9. 26. 14	3.62	9.8	9. 26. 6
鳥取	3.16	7.5	9. 25. 6	6.28	8.6	9. 25. 6
秋田	–	–	–	–	–	–
隠岐	2.91	7.0	9. 25. 12	4.93	7.6	9. 25. 12
文昇丸	–	–	–	–	–	–
伊王島	–	–	–	–	–	–
名瀬	4.90	8.1	9. 24. 18	6.96	9.8	9. 24. 18
那覇	3.65	8.1	9. 24. 10	5.79	6.0	9. 24. 6
枝幸	0.60	4.0	9. 28. 22	1.10	3.3	9. 27. 24
釧路	2.30	6.1	9. 27. 16	3.90	6.3	9. 27. 14
苫小牧	1.97	7.0	9. 25. 22	3.06	7.9	9. 26. 4
むつ小川原	2.13	6.4	9. 25. 16	4.12	7.2	9. 25. 16
八戸	1.11	5.7	9. 25. 16	2.03	5.9	9. 25. 16
宮古	0.47	6.8	9. 25. 4	0.74	6.9	9. 25. 4
釜石	1.23	7.4	9. 25. 2	2.17	9.8	9. 25. 12
仙台	1.83	9.1	9. 25. 4	3.41	7.1	9. 25. 24
新潟	2.08	8.8	9. 25. 8	3.48	8.1	9. 25. 10
小名浜	–	–	–	–	–	–
阿字ヶ浦	2.23	7.1	9. 25. 20	4.38	5.6	9. 25. 18
鹿島	–	–	–	–	–	–
鉄金谷	1.54	12.5	9. 25. 14	2.79	11.7	9. 25. 14
横浜	2.73	9.3	9. 25. 18	5.29	8.1	9. 25. 20
剣崎	5.72	13.8	9. 25. 6	9.44	11.0	9. 25. 8
岡場沖						
神戸	1.87	6.1	9. 25. 10	2.85	5.5	9. 25. 16
高知沖	8.60	13.1	9. 25. 4	12.29	14.0	9. 25. 4
油津	–	–	–	–	–	–
志布志湾	2.75	11.0	9. 24. 20	4.42	10.8	9. 24. 20
中城湾	5.55	9.6	9. 23. 18	8.31	9.9	9. 23. 18

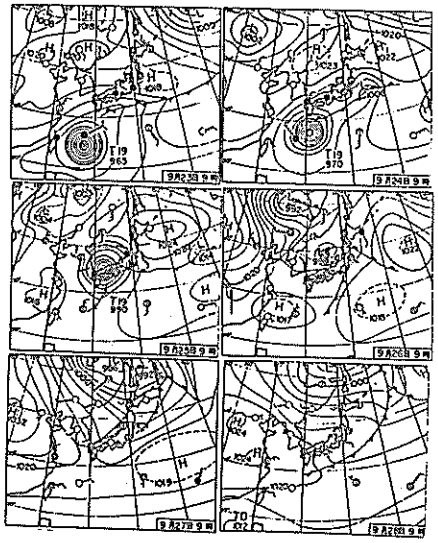

付図－8.4　代表天気図

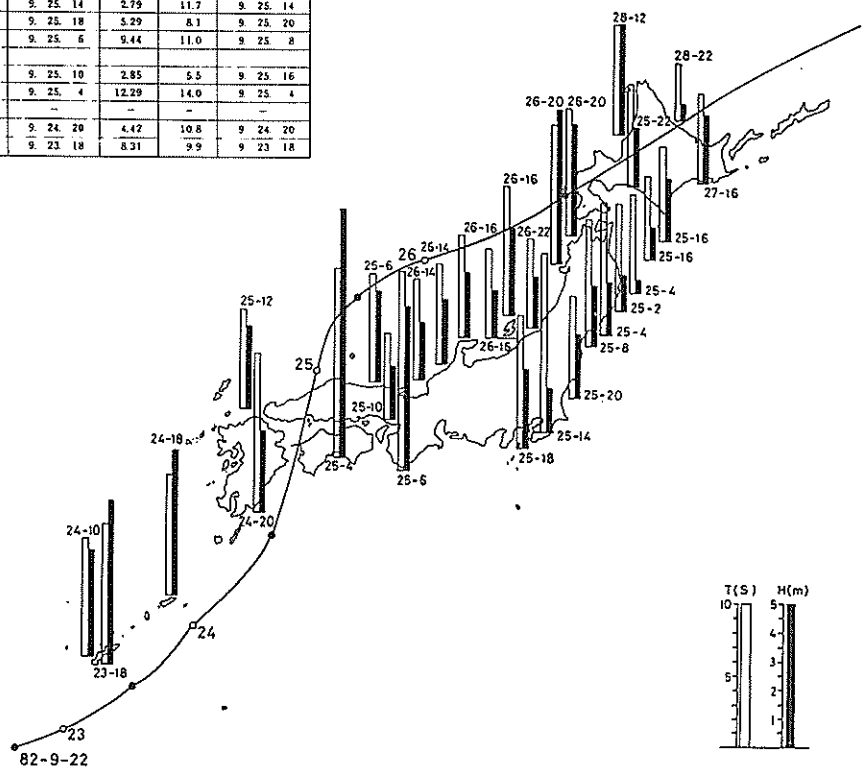

付図－7.4　代表的気象じょう乱時の沿岸波浪分布図

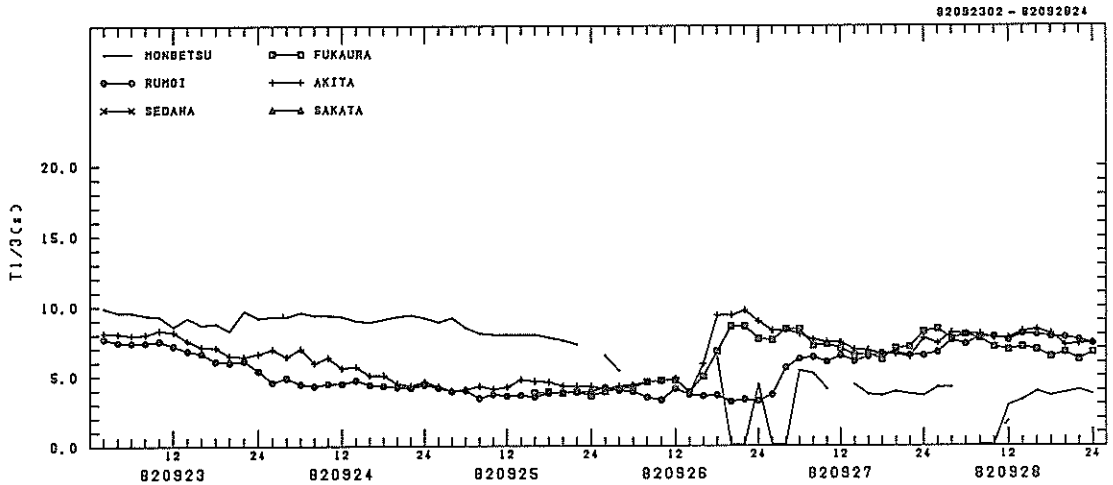

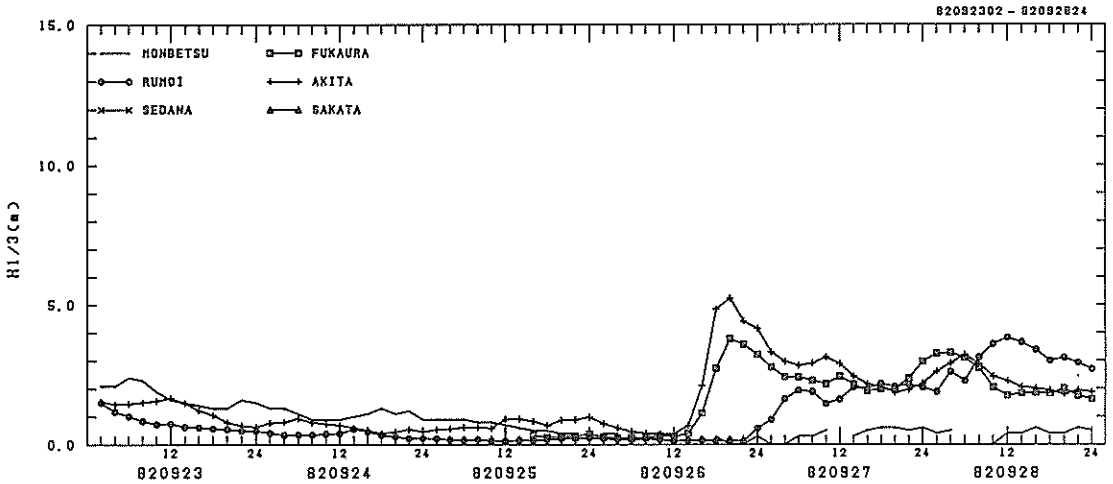

付図－9.4(1)　隣接地点における波高，周期の時間変化図

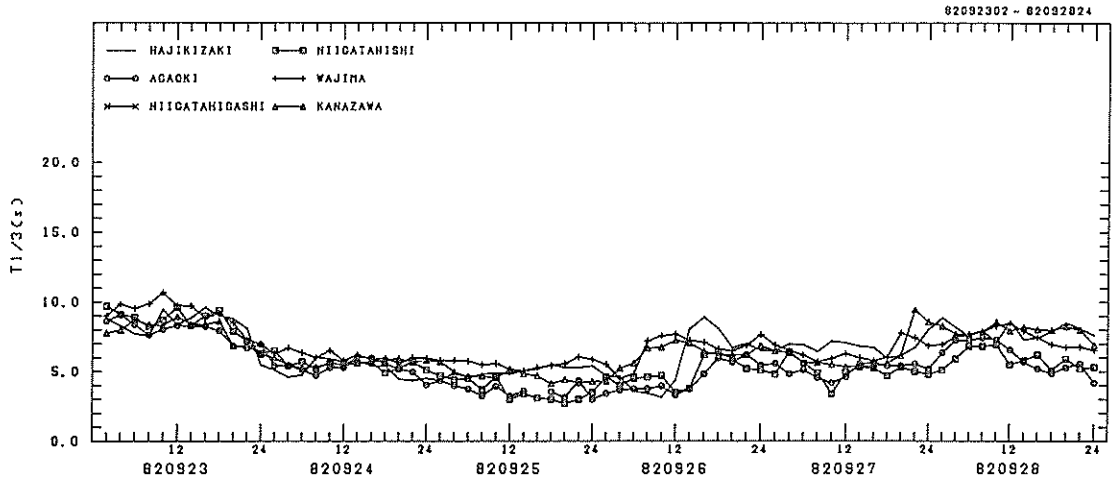

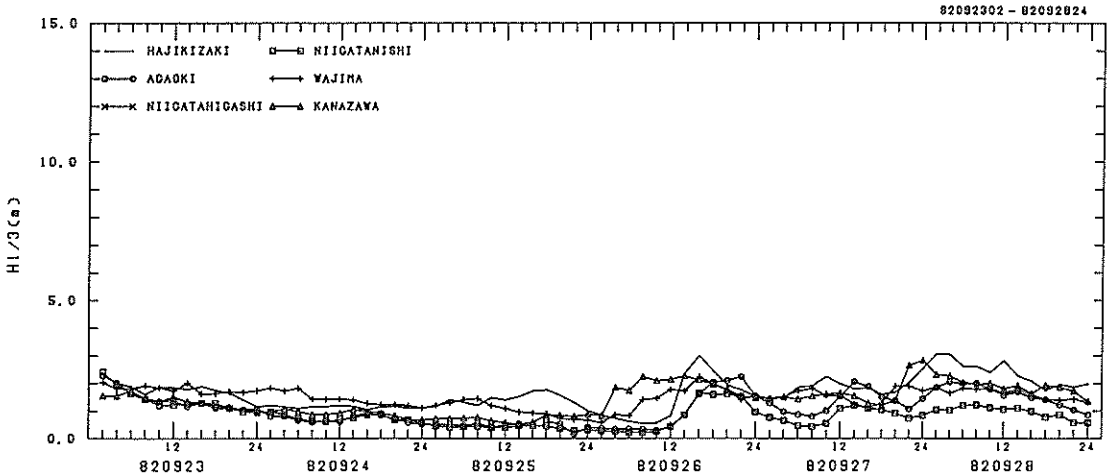

付図－9.4(2)　隣接地点における波高，周期の時間変化図

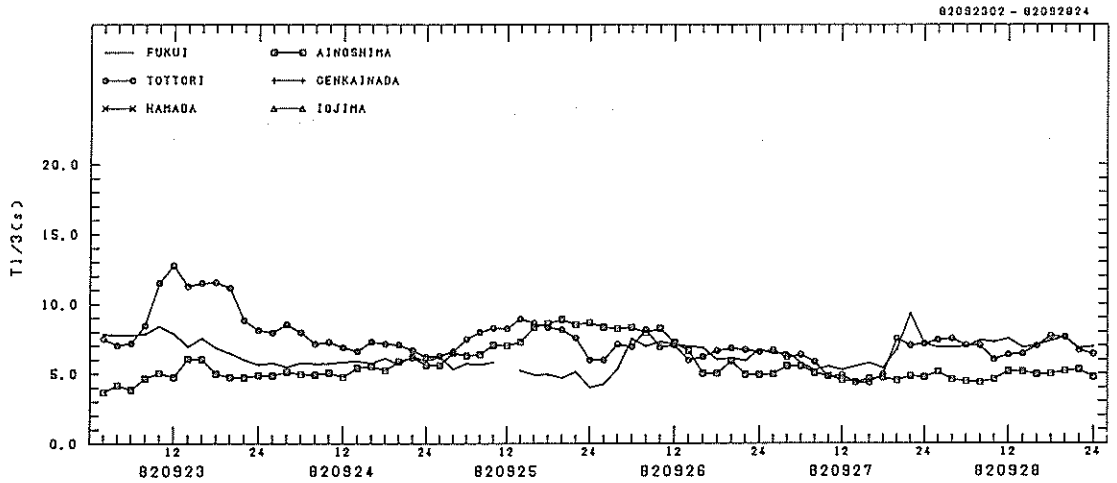

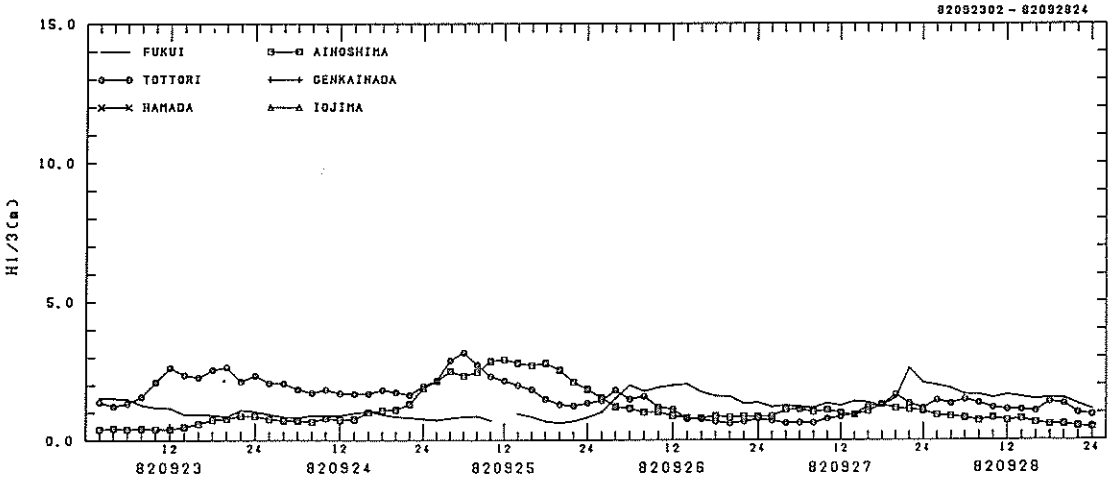

付図－9.4(3) 隣接地点における波高，周期の時間変化図

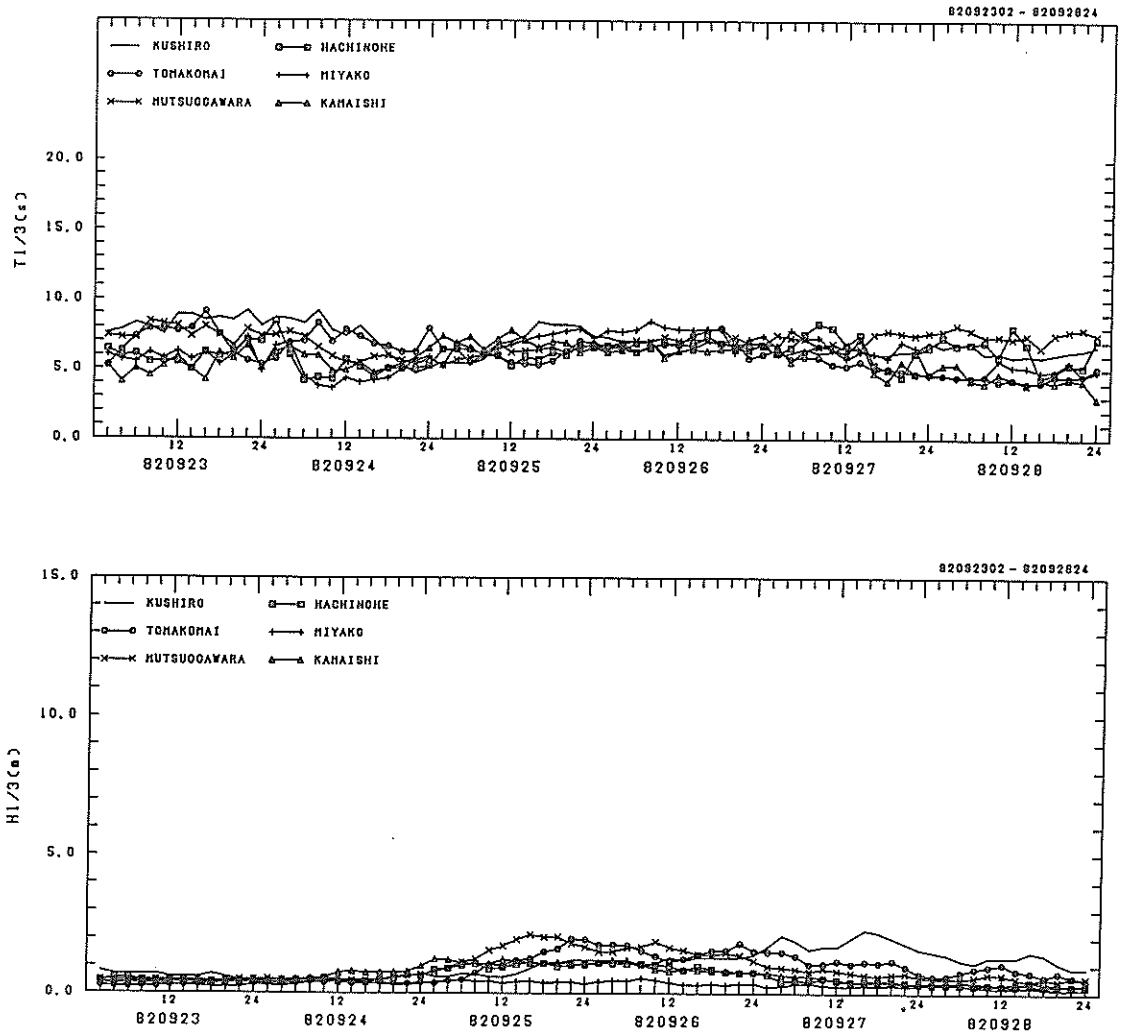

付図－9.4(4)　隣接地点における波高，周期の時間変化図

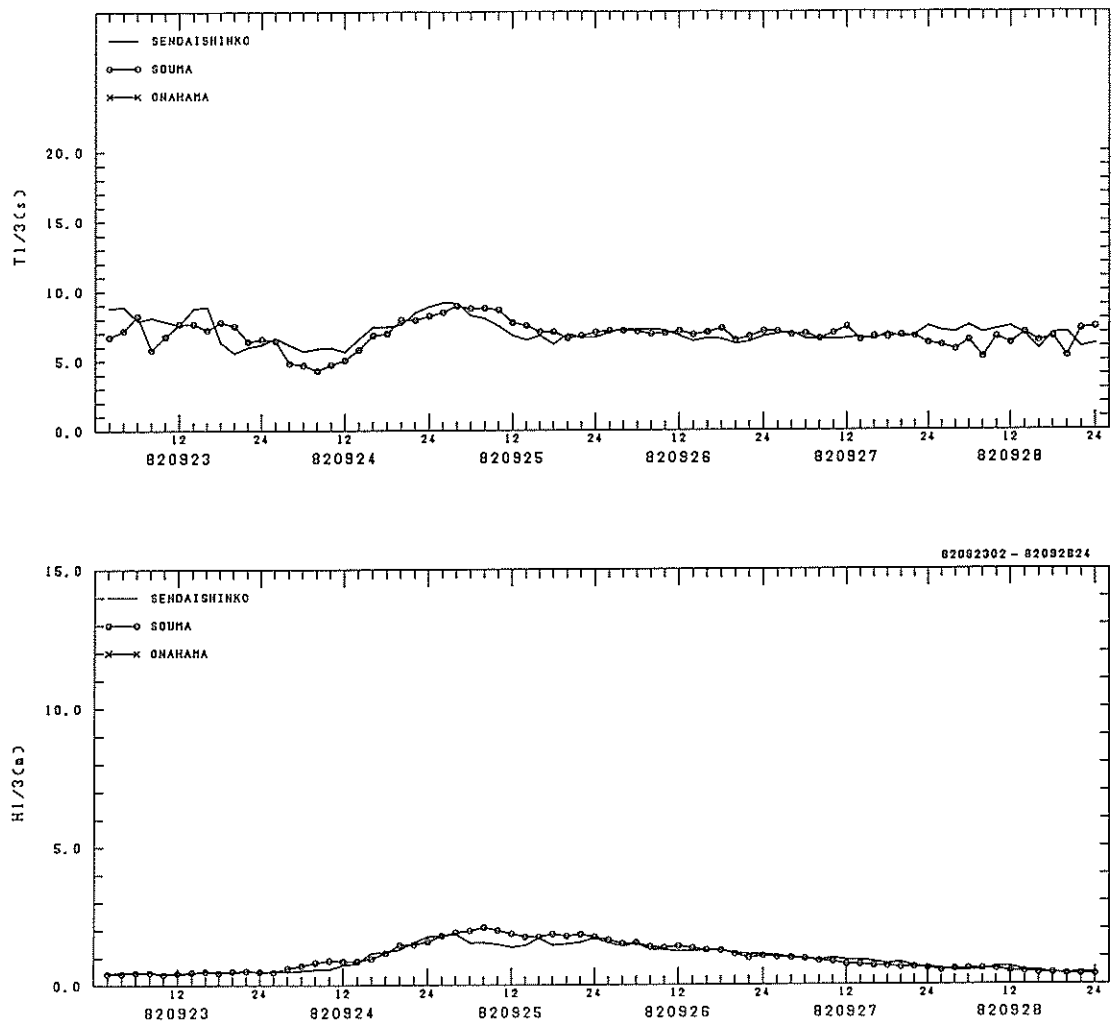

付図－9.4(5)　隣接地点における波高，周期の時間変化図

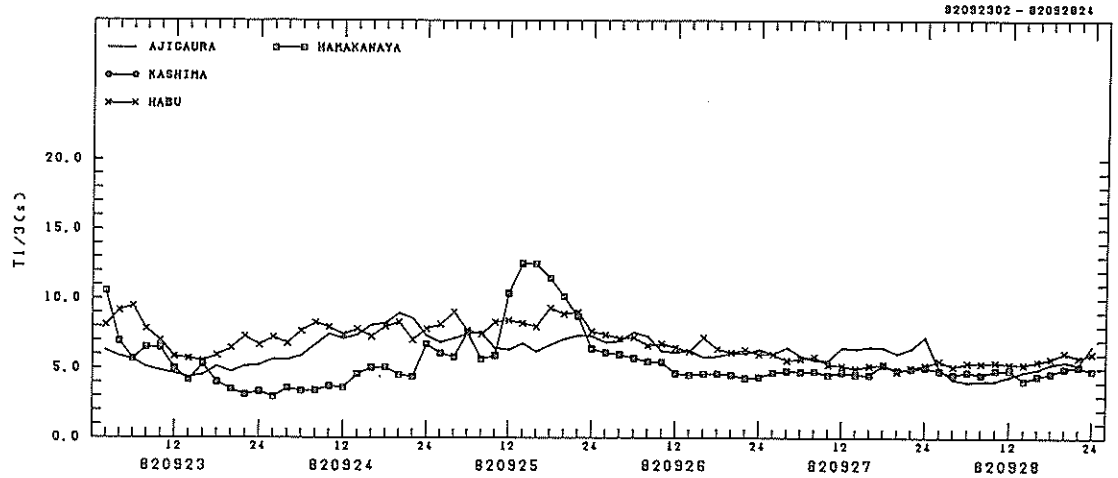

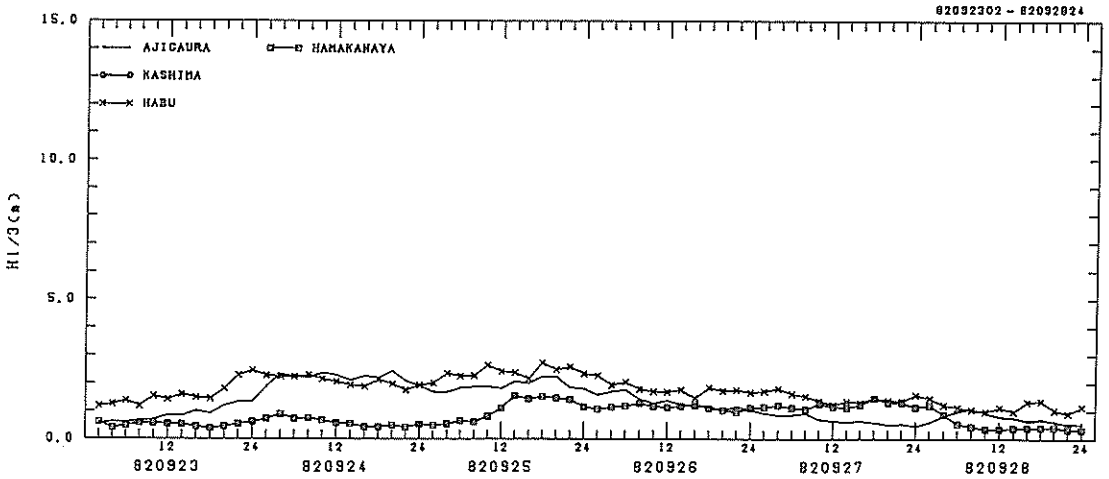

付図－9.4(6)　隣接地点における波高，周期の時間変化図

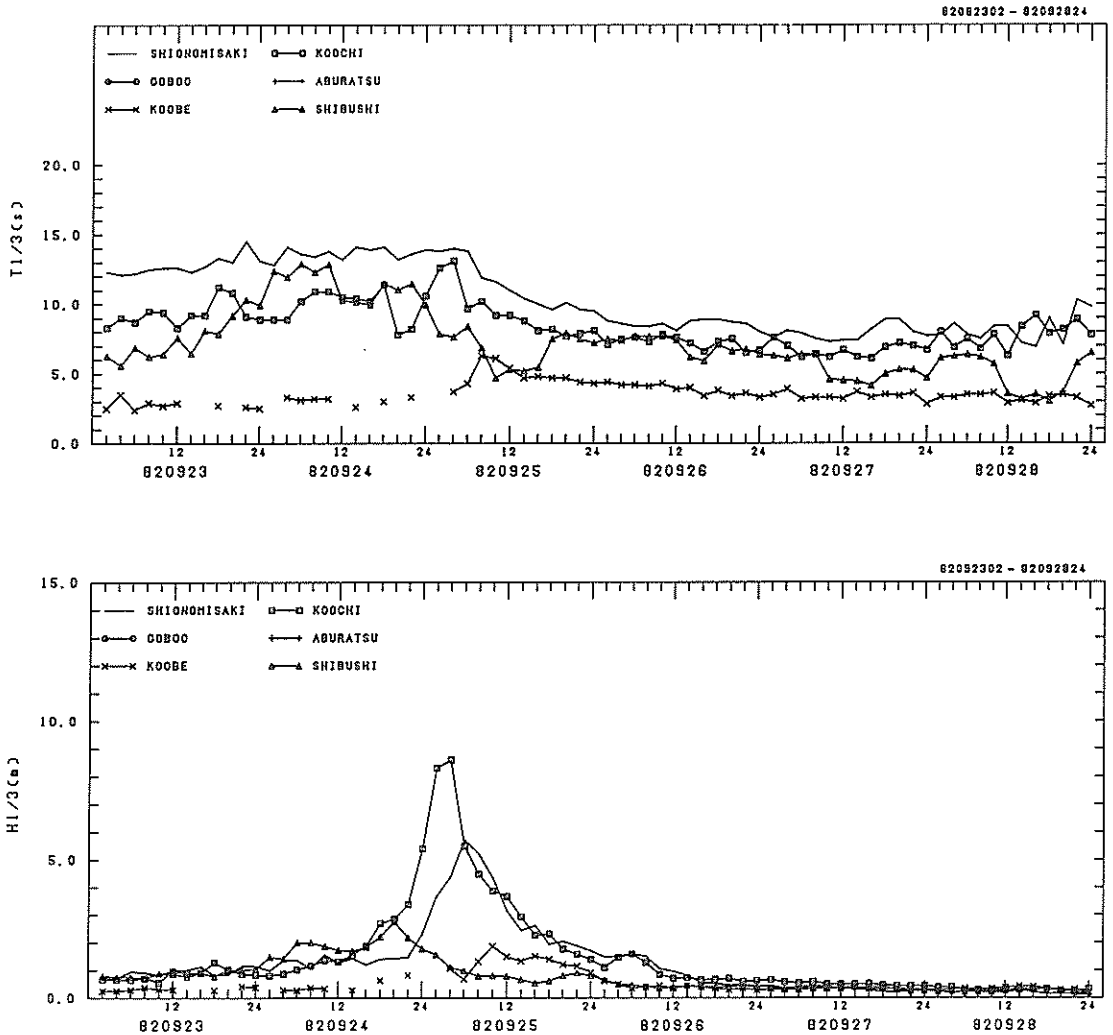

付図－9.4(7)　隣接地点における波高，周期の時間変化図

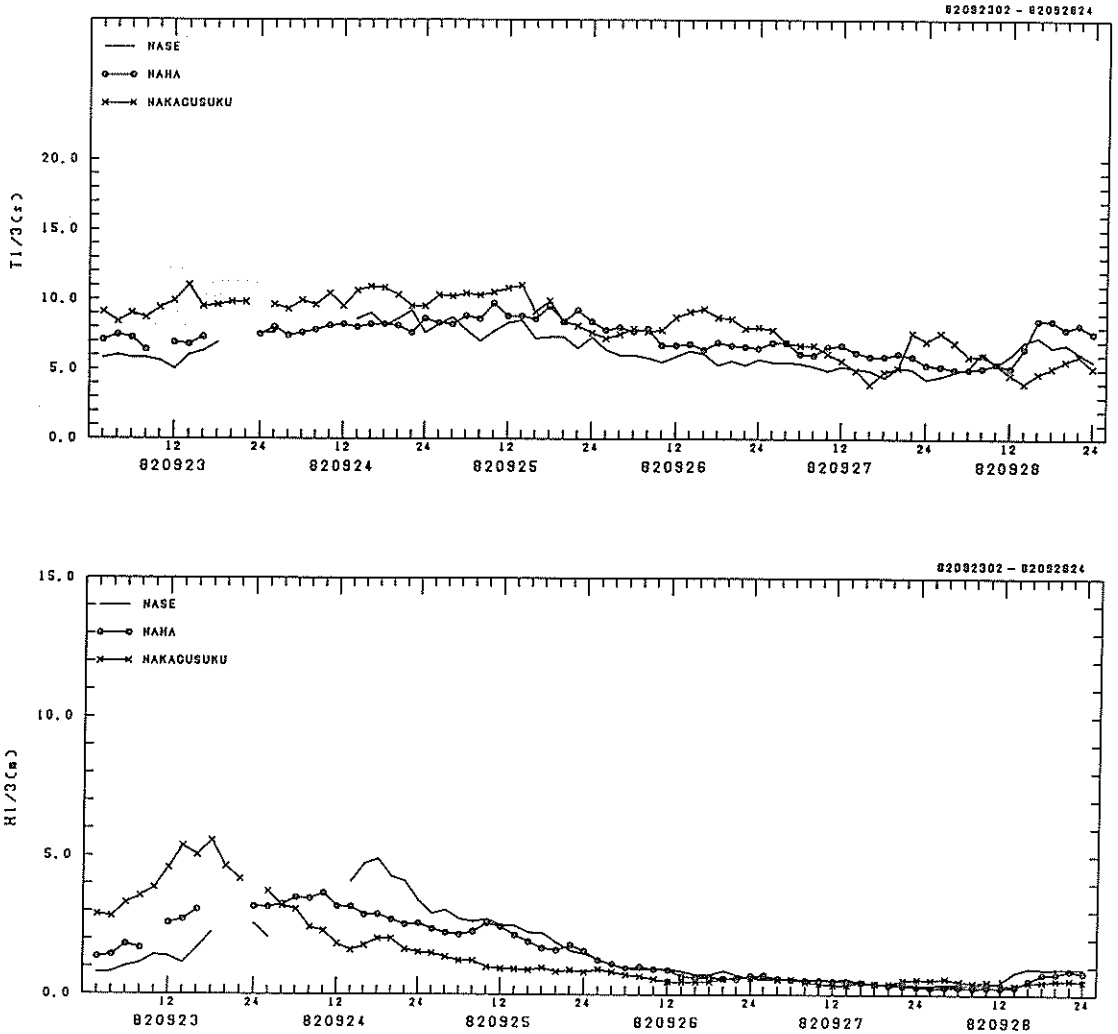

付図－9.4(8)　隣接地点における波高，周期の時間変化図

5. 低気圧（昭和58年11月16日～21日）

付表－7.5　代表的気象じょう乱時の最大波とその起時

観測地点名 ＼ 項目	観測期間 '83年11月16日～11月20日					
	有義波			最高波		
	波高	周期	起時	波高	周期	起時
留萌	6.16m	10.5s	11月19日10時	9.06m	12.0s	11月19日10時
稚内	5.23	9.8	11. 19. 6	9.13	9.8	11. 19. 6
網走	6.46	11.2	11. 19. 4	11.32	9.0	11. 19. 2
秋田	8.03	11.8	11. 19. 4	12.97	13.1	11. 19. 4
酒田	* 6.81	10.3	11. 19. 4	9.60	8.1	11. 19. 4
郡山	6.58	10.7	11. 19. 2	10.55	12.5	11. 18. 24
阿賀野	5.24	8.3	11. 18. 22	10.25	9.3	11. 19. 2
新潟東	–	–	–	–	–	–
新潟西（-22.7）	4.82	9.0	11. 18. 24	8.02	8.3	11. 19. 4
新潟西（-9.2）	–	–	–	–	–	–
輪島	* 5.24	9.5	11. 18. 20	8.32	9.1	11. 18. 12
金沢	6.85	10.9	11. 18. 20	10.06	11.6	11. 18. 24
福井	–	–	–	–	–	–
鳥取	4.38	8.7	11. 18. 16	8.11	7.6	11. 18. 12
浜田	5.38	8.6	11. 17. 24	7.77	8.2	11. 17. 18
隠岐	3.10	6.9	11. 17. 22	4.81	7.5	11. 17. 24
北津軽	* 3.24	6.8	11. 17. 14	5.83	6.8	11. 16. 24
伊王島	–	–	–	–	–	–
名瀬	4.17	9.6	11. 17. 24	6.72	9.3	11. 17. 24
那覇	3.52	9.2	11. 18. 6	6.06	10.0	11. 18. 4
鹿屋	5.90	11.2	11. 19. 12	8.90	13.2	11. 19. 14
細島	2.30	6.3	11. 18. 18	4.00	9.8	11. 18. 8
苫小牧	2.22	6.1	11. 17. 8	3.85	7.2	11. 17. 10
むつ小川原	1.83	7.5	11. 17. 10	2.96	7.3	11. 17. 8
八戸	1.56	7.5	11. 17. 8	2.60	7.1	11. 17. 8
宮古	1.10	5.2	11. 17. 18	1.79	6.1	11. 19. 8
釜石	1.47	7.9	11. 16. 24	2.52	6.6	11. 16. 24
仙台	0.98	8.6	11. 18. 10	1.69	6.8	11. 17. 2
相馬	1.21	7.3	11. 16. 18	2.11	6.9	11. 16. 20
小名浜	1.89	6.3	11. 17. 20	3.06	7.0	11. 17. 20
阿字ヶ浦	1.47	5.0	11. 17. 16	2.55	5.4	11. 17. 18
銚子	–	–	–	–	–	–
勝浦	2.83	7.0	11. 18. 16	4.75	8.4	11. 17. 20
千葉	–	–	–	–	–	–
館山	2.65	8.4	11. 17. 24	4.36	8.9	11. 17. 24
御前崎						
神津島	1.63	4.7	11. 18. 8	2.73	5.0	11. 18. 8
尾鷲	1.45	6.4	11. 17. 22	2.80	5.6	11. 17. 24
白浜	–	–	–	–	–	–
志摩志摩	0.52	3.2	11. 17. 16	1.31	2.8	11. 17. 16
中城湾	0.93	4.7	11. 18. 4	1.61	3.3	11. 18. 20

付図－8.5　代表天気図

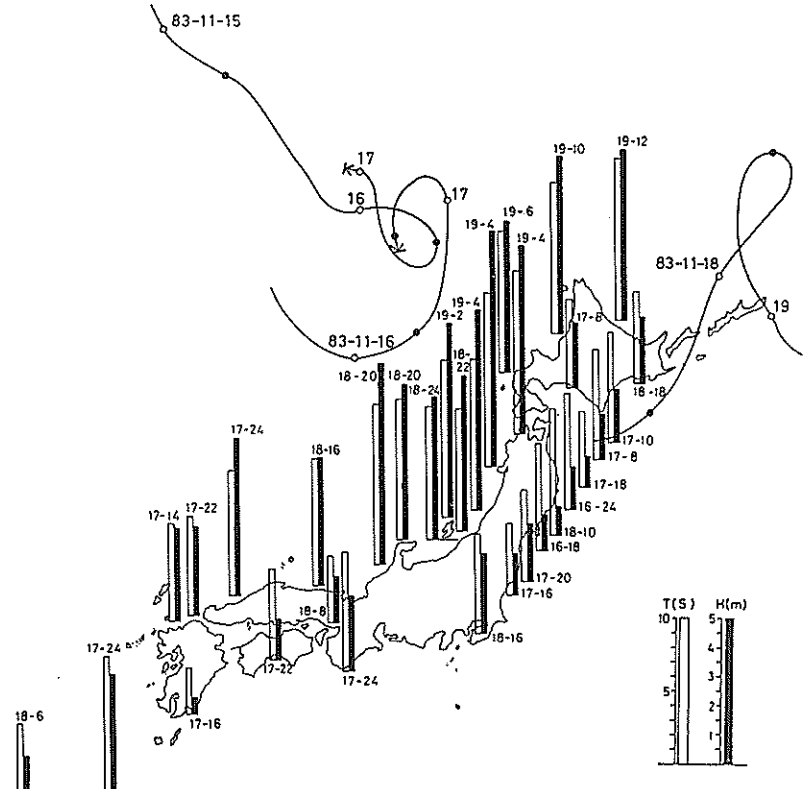

付図－7.5　代表的気象じょう乱時の沿岸波浪分布図

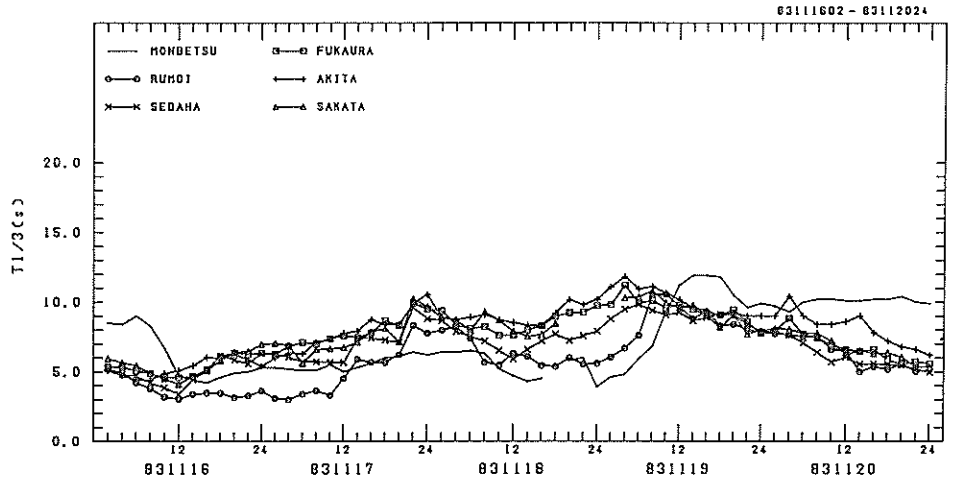

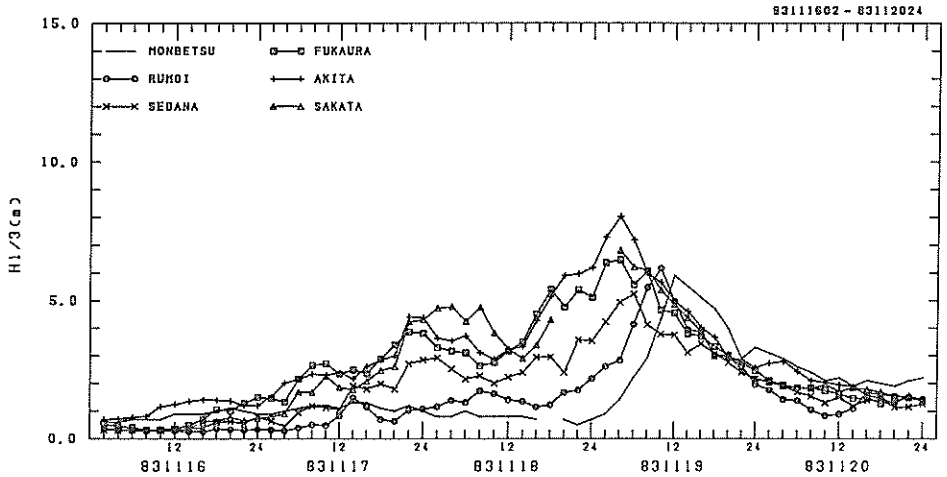

付図－9.5(1)　隣接地点における波高，周期の時間変化図

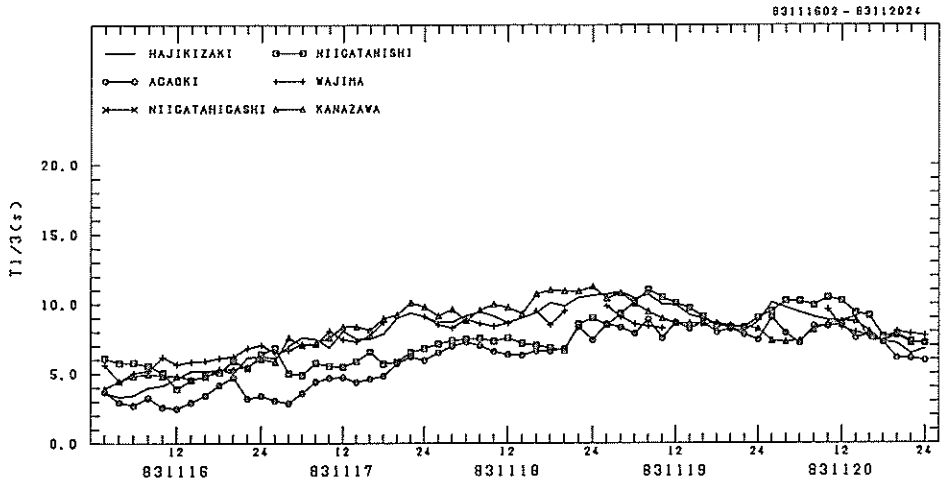

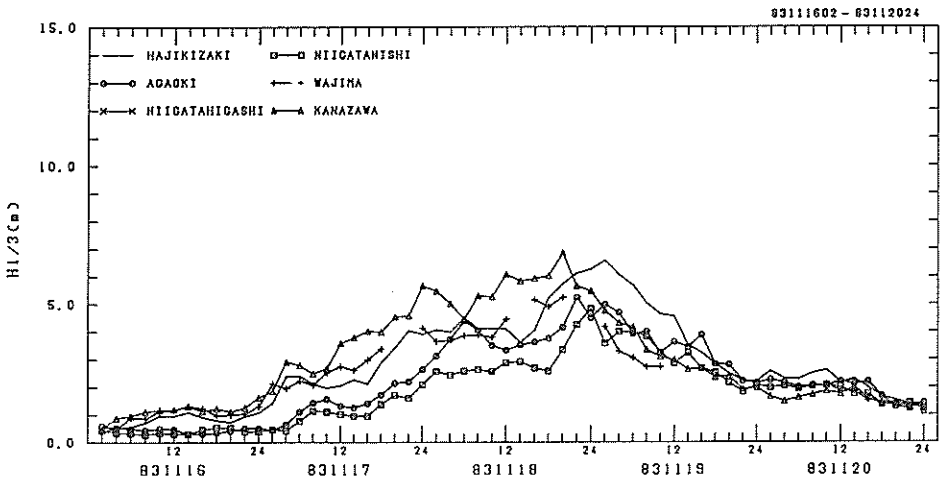

付図－9.5(2)　隣接地点における波高，周期の時間変化図

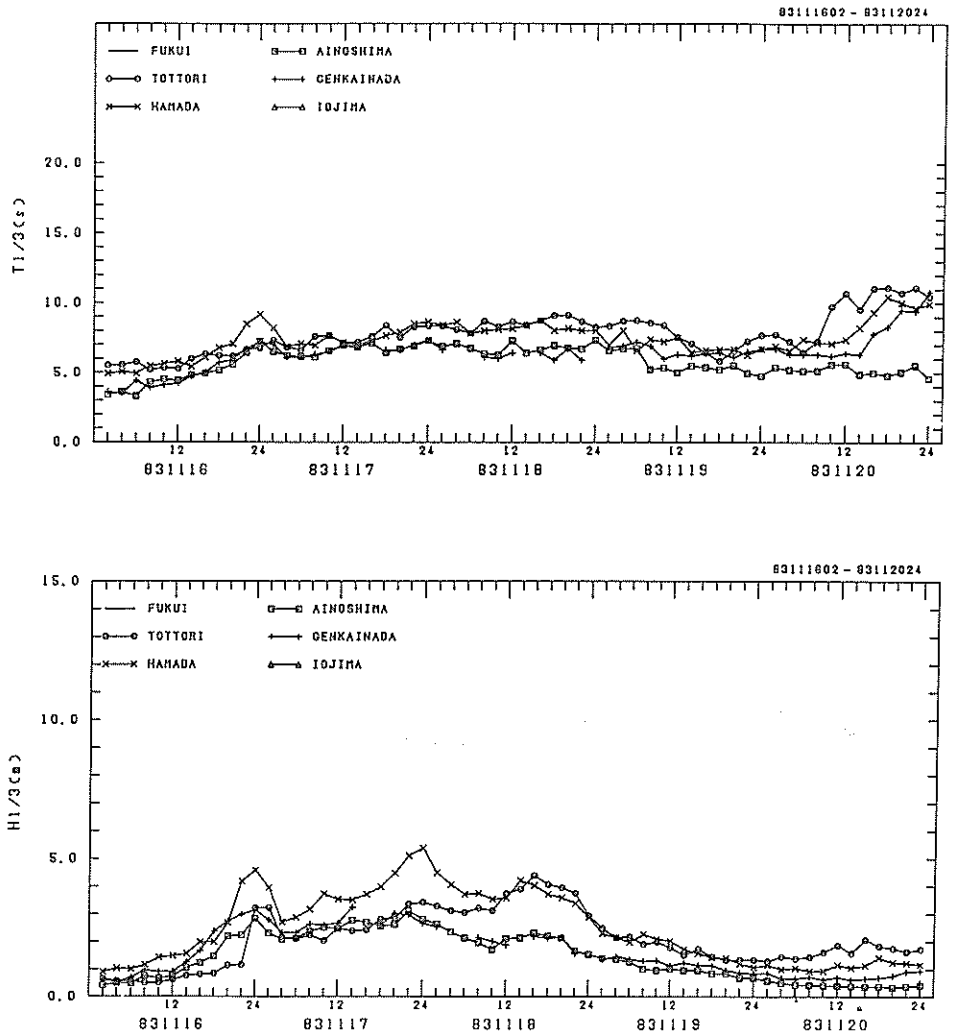

付図－9.5(3)　隣接地点における波高，周期の時間変化図

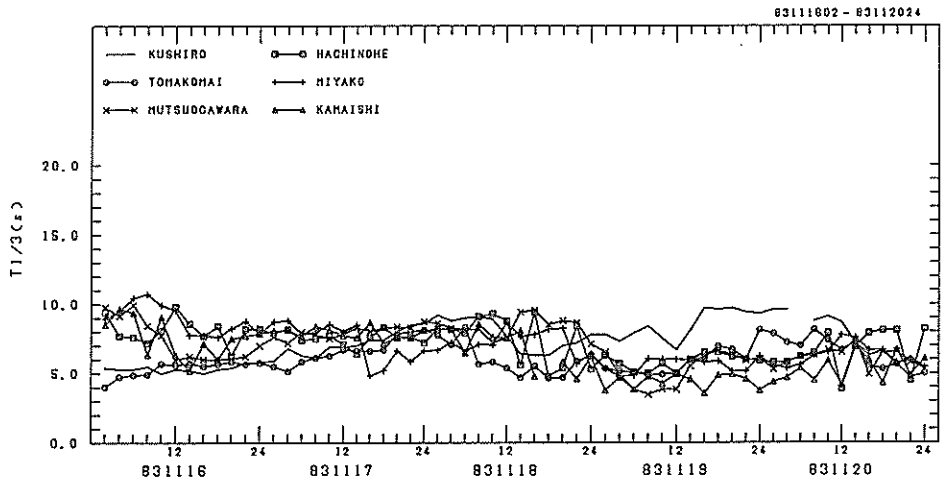

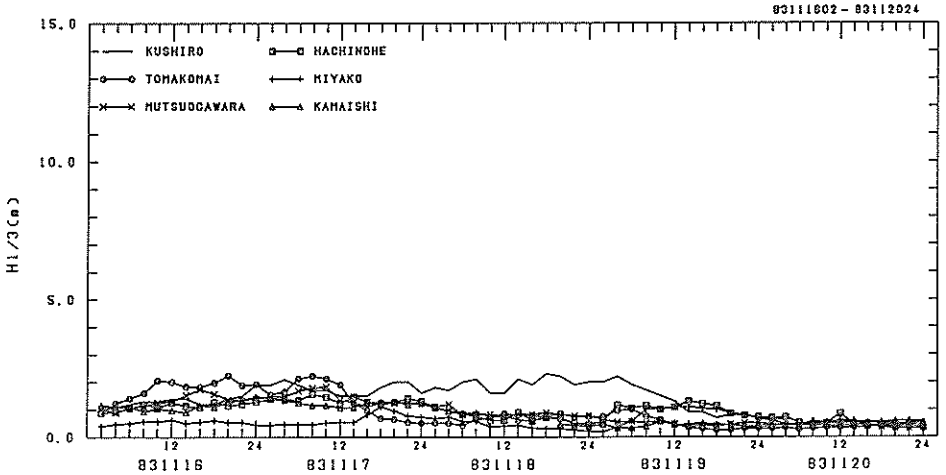

付図－9.5(4)　隣接地点における波高，周期の時間変化図

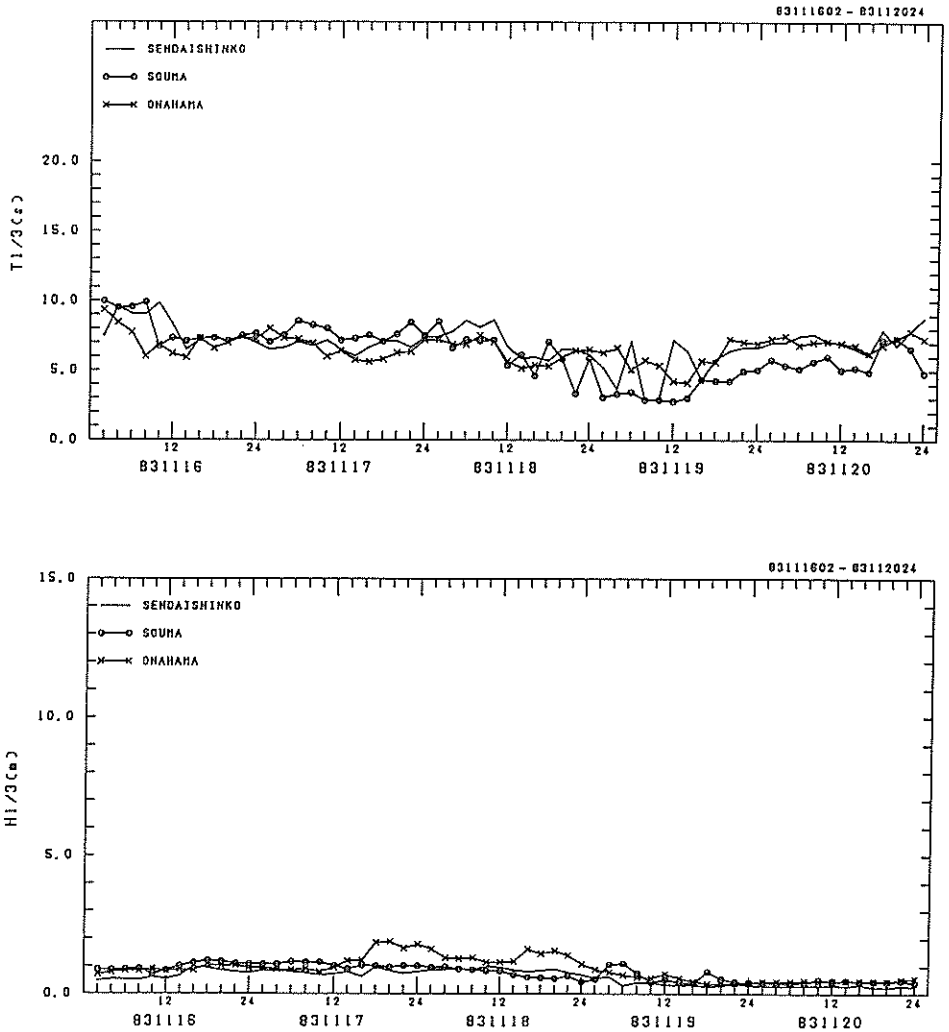

付図－9.5(5)　隣接地点における波高，周期の時間変化図

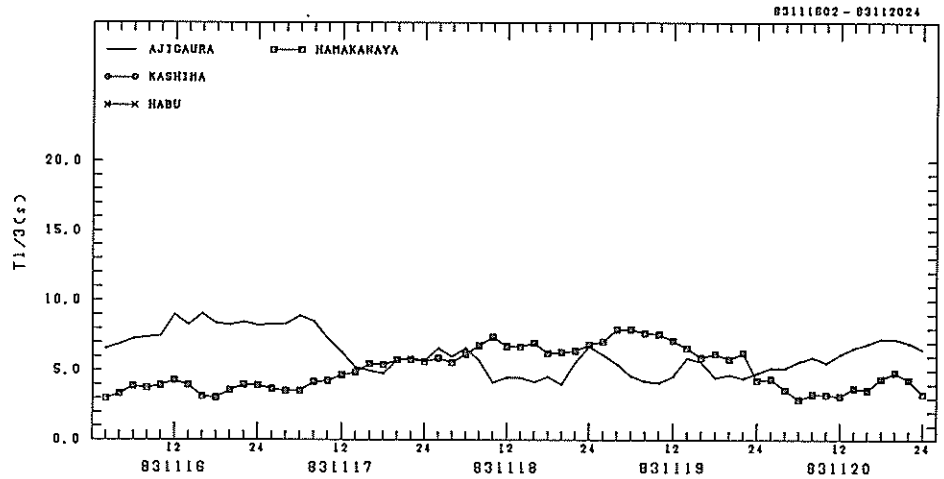

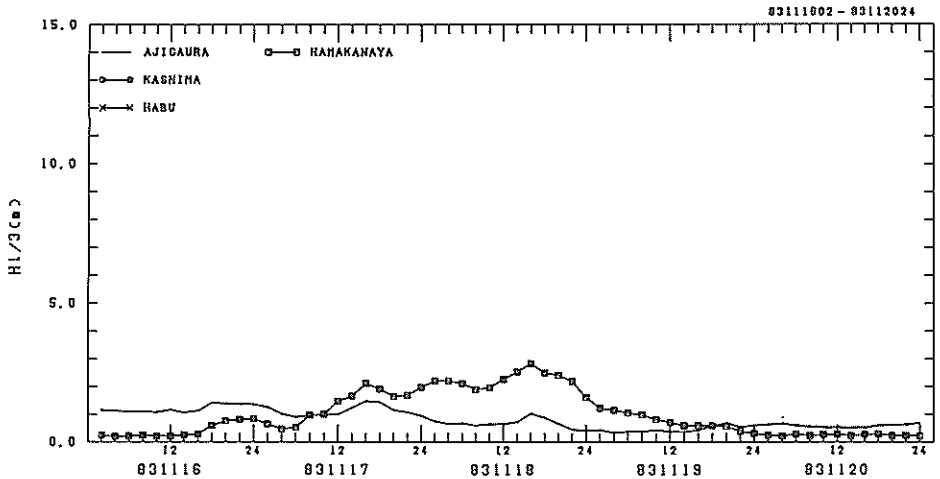

付図－9.5(6)　隣接地点における波高，周期の時間変化図

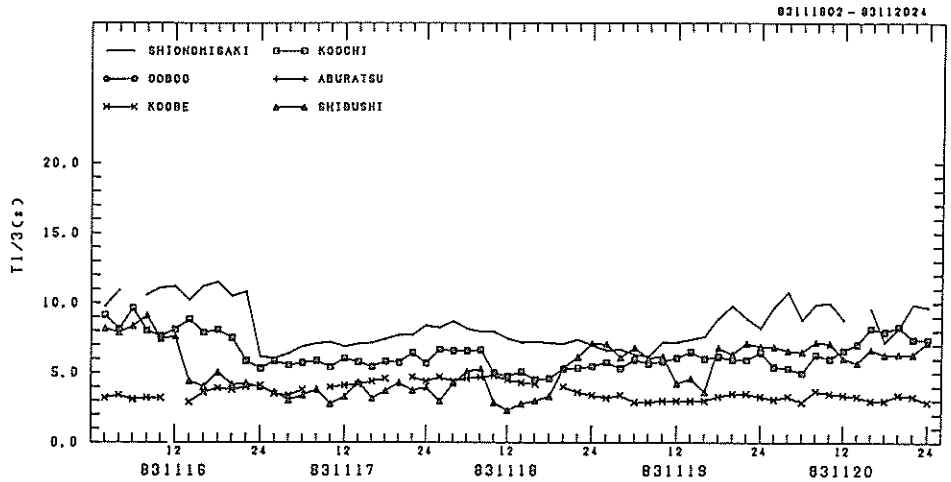

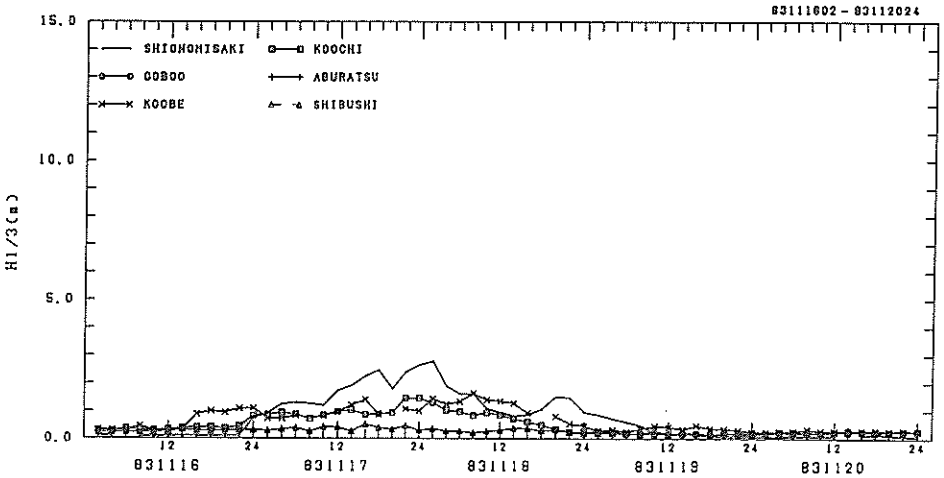

付図－9.5(7)　隣接地点における波高，周期の時間変化図

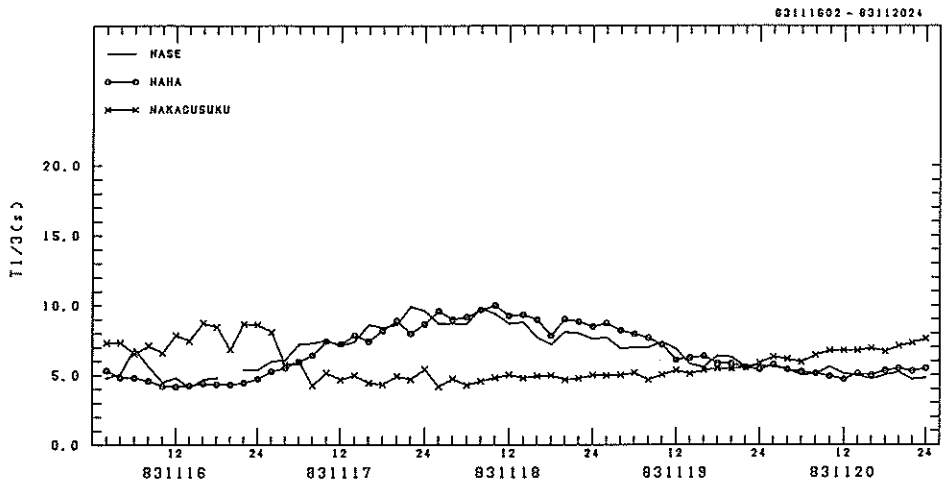

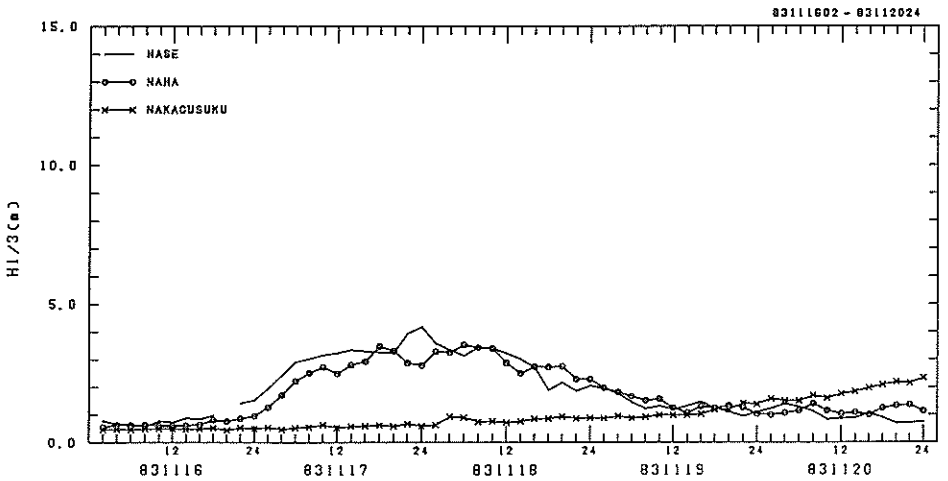

付図－9.5(8)　隣接地点における波高，周期の時間変化図

参考資料－I

港別測得率一覧表

Ⅰ－1.(1)　酒田港（PW, USW）　測得率一覧表

単位：%

項目	観測年	'70	'71	'72	'73	'74	'75	'76	'77	'78	'79	'80	'81	'82	'83	'84	平均
月別	1	74.73	22.85	58.06	83.06	98.92	83.33	98.66	100	91.13	98.39	97.31	97.31	99.73	99.73	100	86.88
	2	87.50	—	98.56	24.70	99.11	98.81	97.99	99.70	98.81	99.40	—	100	100	99.70	100	80.23
	3	98.92	—	96.24	—	99.46	100	100	91.67	94.89	7.53	—	99.46	100	100	100	72.54
	4	95.83	1.11	78.06	75.00	100	99.44	99.72	100	99.44	—	—	99.72	100	100	100	76.56
	5	69.89	90.86	78.49	68.28	99.73	99.73	100	100	95.97	63.17	—	100	100	100	99.19	84.35
	6	82.78	92.78	80.56	59.44	100	99.17	99.44	100	99.17	100	13.33	99.44	100	100	90.83	87.80
	7	80.65	84.41	87.63	43.01	100	100	100	96.77	97.31	100	99.73	99.19	100	100	52.96	89.44
	8	94.35	88.17	89.52	20.97	99.73	100	100	99.73	99.73	99.73	99.46	40.05	31.18	99.46	100	84.14
	9	77.78	80.28	98.06	81.39	99.72	99.72	98.89	89.17	97.50	100	99.44	100	—	100	100	88.13
	10	74.73	56.18	93.82	90.86	96.51	77.96	97.04	97.04	100	98.39	94.09	55.91	49.73	100	100	85.48
	11	89.17	75.83	80.00	95.28	100	78.33	80.83	99.72	99.72	89.17	—	14.44	99.17	98.89	100	86.70
	12	82.80	40.05	63.98	77.69	100	98.92	91.94	91.67	97.04	97.04	96.24	100	100	99.19	100	89.10
季別	冬	72.96	36.39	64.84	58.33	91.67	93.89	98.53	97.13	93.70	98.24	66.21	97.78	99.91	99.81	99.73	84.60
	春	88.13	30.98	84.33	47.46	99.73	99.73	99.91	97.19	96.74	23.82	—	99.73	100	100	99.73	77.83
	夏	85.96	88.41	85.96	40.94	99.91	99.73	99.82	98.82	98.73	99.91	71.47	79.35	76.81	99.82	81.16	87.12
	秋	80.49	70.60	90.66	89.19	98.72	85.26	92.31	95.33	99.08	95.88	97.80	56.78	49.63	99.63	100	86.76
年別	1～12	84.04	53.04	83.49	60.07	99.43	94.59	97.06	97.10	97.53	79.32	58.67	83.72	81.58	99.75	95.20	84.31

Ⅰ－1.(2)　酒田港（USW）　測得率一覧表

単位：%

項目	観測年	'70	'71	'72	'73	'74	'75	'76	'77	'78	'79	'80	'81	'82	'83	'84	平均
月別	1					98.92	83.33	98.66	100	91.13	98.39	97.31	97.31	99.73	99.73	100	96.77
	2					99.11	98.81	97.99	99.70	98.81	99.40	—	100	100	99.70	100	90.09
	3					99.46	100	100	91.67	94.89	7.53	—	99.46	100	100	100	81.18
	4					100	99.44	99.72	100	99.44	—	—	99.72	100	100	100	81.67
	5					99.73	99.73	100	100	95.97	63.17	—	100	100	100	99.19	87.07
	6					100	99.17	99.44	100	99.17	100	13.33	99.44	100	100	90.83	91.04
	7					100	100	100	96.77	97.31	100	99.73	99.19	100	100	52.96	95.09
	8					99.73	100	100	99.73	99.73	99.73	99.46	40.05	31.18	99.46	100	88.10
	9				34.17	99.72	99.72	98.89	89.17	97.50	100	99.44	100	—	100	100	84.88
	10				90.86	96.51	77.96	97.04	97.04	100	98.39	94.09	55.91	49.73	100	100	88.13
	11				95.28	100	78.33	80.83	99.72	99.72	89.17	100	14.44	99.17	98.89	100	87.96
	12				77.69	100	98.92	91.94	91.67	97.04	97.04	96.24	100	100	99.19	100	95.81
季別	冬					91.67	93.89	98.53	97.13	93.70	98.24	66.21	97.78	99.91	99.81	99.73	94.22
	春					99.73	99.73	99.91	97.19	96.74	23.82	—	99.73	100	100	99.73	83.33
	夏					99.91	99.73	99.82	98.82	98.73	99.91	71.47	79.35	76.81	99.82	81.16	91.41
	秋				73.63	98.72	85.26	92.31	95.33	99.08	95.88	97.80	56.78	49.63	99.63	100	87.00
年別	1～12				24.95	99.43	94.59	97.06	97.10	97.53	79.32	58.67	83.72	81.58	99.75	95.20	84.07

Ⅰ－2. 弾崎　測得率一覧表

単位：%

項目	観測年	'70	'71	'72	'73	'74	'75	'76	'77	'78	'79	'80	'81	'82	'83	'84	平均
月別	1										99.46	99.73	99.46	—	74.46	100	78.85
	2										99.70	100	100	—	98.21	100	83.19
	3										99.19	100	99.73	42.47	85.48	99.73	87.77
	4										99.72	99.72	100	98.06	89.72	100	97.87
	5										100	100	91.67	99.73	100	98.39	98.30
	6										98.61	100	100	100	100	99.72	99.72
	7										99.46	100	100	99.46	99.73	100	99.78
	8										100	91.67	94.62	100	99.46	100	97.63
	9										100	100	100	98.06	76.94	98.33	95.56
	10									26.88	100	100	99.46	58.33	100	98.66	83.33
	11									96.67	99.72	99.72	33.61	77.50	100	91.67	85.56
	12									92.20	97.58	97.58	—	96.51	98.39	100	83.2[illegible]
季別	冬										97.04	99.08	99.07	—	89.44	99.45	80.75
	春										99.64	99.91	97.10	79.89	91.76	99.37	94.61
	夏										99.37	97.19	98.19	99.82	99.73	99.91	99.03
	秋									41.03	99.91	99.91	77.93	77.75	92.40	96.25	83.59
年別	1～12									18.06	99.45	99.04	84.77	72.88	93.52	98.88	80.96

Ⅰ－3. 阿賀沖　測得率一覧表

単位：%

項目	観測年	'70	'71	'72	'73	'74	'75	'76	'77	'78	'79	'80	'81	'82	'83	'84	平均
月別	1												7.26	98.66	99.73	100	76.41
	2												6.25	96.43	99.11	100	75.66
	3												58.87	93.28	99.46	62.37	78.49
	4												25.00	98.61	99.72	53.33	69.1[illegible]
	5												17.20	99.73	98.12	80.11	73.79
	6												58.33	99.17	99.72	95.83	88.26
	7												18.82	99.19	98.12	100	79.03
	8												66.67	99.19	99.73	99.46	91.26
	9												32.50	99.17	84.17	99.72	78.89
	10												27.42	97.04	97.04	95.97	79.37
	11												6.11	99.44	99.17	98.89	75.90
	12												48.12	97.85	100	96.51	85.62
季別	冬												4.44	80.56	98.89	100	71.05
	春												33.79	97.19	99.09	65.40	73.87
	夏												47.83	99.18	99.18	98.46	86.16
	秋												22.07	98.53	93.50	98.17	78.07
年別	1～12												31.26	98.15	97.85	90.16	79.36

Ⅰ－4. 輪島港　測得率一覧表

単位：%

項目	観測年	'70	'71	'72	'73	'74	'75	'76	'77	'78	'79	'80	'81	'82	'83	'84	平均
月別	1										59.14	99.19	100	100	99.46	100	92.97
	2										99.70	97.13	100	100	99.11	100	99.31
	3										99.73	98.66	100	100	95.70	100	99.01
	4										99.44	100	100	100	99.72	100	99.86
	5										99.73	99.19	100	100	96.51	97.58	98.84
	6										99.44	100	100	100	96.39	100	99.31
	7										100	99.19	100	100	97.31	100	99.42
	8										100	100	91.13	100	98.66	100	98.30
	9										96.94	99.72	100	100	96.11	100	98.80
	10										99.73	100	100	100	96.24	99.46	99.24
	11										100	100	100	100	93.06	100	98.84
	12										99.46	100	100	94.09	100	100	98.92
季別	冬										51.39	98.63	100	100	97.50	100	91.28
	春										99.64	99.28	100	100	97.28	99.18	99.23
	夏										99.82	99.73	97.01	100	97.46	100	99.00
	秋										98.90	99.91	100	100	95.15	99.82	98.96
年別	1～12										96.05	99.43	99.25	99.50	97.35	99.75	98.56

Ⅰ－5. 金沢港　測得率一覧表

単位：%

項目	観測年	'70	'71	'72	'73	'74	'75	'76	'77	'78	'79	'80	'81	'82	'83	'84	平均
月別	1	95.16	93.82	99.73	99.46	47.85	95.16	96.77	99.73	91.40	99.46	62.90	89.78	100	99.73	100	91.40
	2	98.81	95.83	100	95.24	—	98.21	100	99.40	97.32	99.40	99.71	100	100	100	100	92.33
	3	98.12	85.75	96.24	91.94	—	99.46	100	100	99.46	99.46	100	100	100	100	100	91.36
	4	98.06	99.44	7.50	98.89	—	99.17	98.89	96.94	99.44	30.56	100	100	87.78	100	100	81.11
	5	60.22	70.70	—	98.39	—	98.66	96.77	51.08	100	100	72.85	71.77	92.20	100	100	74.18
	6	41.67	—	—	58.06	—	94.17	75.28	100	99.44	100	58.89	100	100	100	78.33	67.06
	7	26.88	—	—	1.34	—	98.66	97.31	100	100	100	74.19	100	100	100	100	66.56
	8	95.43	—	—	96.24	—	97.85	100	100	42.47	100	73.12	100	99.73	100	100	73.66
	9	81.11	—	—	98.33	—	99.72	99.72	100	0.83	100	100	100	100	100	100	71.98
	10	72.58	—	55.65	80.65	81.45	94.35	98.92	99.46	98.39	99.73	89.52	59.68	100	100	100	82.03
	11	81.11	61.39	81.94	82.50	91.39	100	98.61	99.44	96.67	86.39	45.28	95.28	87.78	100	100	87.19
	12	76.61	99.46	98.66	31.72	96.51	99.46	99.73	91.94	11.29	40.59	99.46	87.63	85.48	100	100	81.24
季別	冬	63.52	88.52	99.73	97.87	27.41	96.57	98.72	99.63	93.43	69.07	67.03	96.30	95.74	94.91	100	85.91
	春	85.33	85.14	34.87	96.38	—	99.09	98.55	82.52	99.64	77.17	90.85	90.49	93.39	100	100	82.23
	夏	54.80	—	—	51.81	—	96.92	91.03	100	80.43	100	68.84	100	99.91	100	92.93	69.11
	秋	78.21	20.24	45.97	87.09	57.88	97.99	99.08	99.63	65.66	95.42	78.39	84.71	95.97	100	100	80.42
年別	1～12	76.99	50.27	44.92	77.51	26.69	97.90	96.86	94.75	77.95	87.97	81.28	91.87	96.07	99.98	98.22	79.95

Ⅰ－6. 福井港　測得率一覧表

単位：%

項目	観測年	'70	'71	'72	'73	'74	'75	'76	'77	'78	'79	'80	'81	'82	'83	'84	平均
月別	1												97.85	90.32	86.83	—	68.75
	2												47.32	63.99	100	—	52.36
	3												1.34	100	96.77	74.46	68.15
	4												100	99.72	54.72	100	88.61
	5												99.19	100	100	99.73	99.73
	6												97.22	100	100	100	99.31
	7												100	97.85	100	100	99.46
	8												100	99.46	100	96.24	98.92
	9											11.39	97.22	99.44	78.33	93.89	76.06
	10											89.52	97.85	99.19	100	99.73	97.26
	11											100	99.44	99.17	51.39	100	90.00
	12											80.65	84.14	95.70	30.11	99.73	78.06
季別	冬												76.20	80.00	93.98	10.26	64.96
	春												66.49	99.91	84.15	91.30	85.46
	夏												99.09	99.09	100	98.73	99.23
	秋											67.22	98.17	99.27	76.83	97.89	87.88
年別	1～12											23.54	85.30	95.62	83.17	80.56	73.61

Ⅰ－7. 深浦港　測得率一覧表

単位：%

項目	観測年	'70	'71	'72	'73	'74	'75	'76	'77	'78	'79	'80	'81	'82	'83	'84	平均
月別	1											99.73	85.22	—	98.66	99.73	76.67
	2											99.71	100	—	99.11	100	80.05
	3											99.19	100	—	100	100	79.84
	4											99.44	100	—	100	100	79.89
	5											100	100	—	100	99.73	79.95
	6											100	98.89	—	100	100	79.78
	7											100	100	94.09	86.56	100	96.13
	8											79.57	89.78	99.19	95.43	100	92.80
	9											94.72	92.22	85.83	100	100	94.56
	10											99.46	36.02	100	90.59	86.02	82.42
	11											99.72	—	100	99.44	46.39	69.11
	12										20.70	100	—	100	100	100	70.12
季別	冬											72.80	94.91	—	99.26	99.91	73.43
	春											99.55	100	—	100	99.91	79.89
	夏											93.12	96.20	65.13	93.93	100	89.67
	秋											97.99	42.67	95.33	96.61	77.56	82.03
年別	1～12										1.76	97.61	75.00	48.68	97.44	94.38	69.17

Ⅰ－8. むつ小川原港　測得率一覧表

単位：%

項目	観測年	'70	'71	'72	'73	'74	'75	'76	'77	'78	'79	'80	'81	'82	'83	'84	平均
月別	1						98.12	99.46	97.58	98.12	96.51	97.58	100	100	99.73	100	98.71
	2						100	99.43	99.11	93.45	91.67	99.71	100	100	99.11	100	98.26
	3						87.10	95.43	93.01	99.46	98.12	99.73	99.46	100	98.39	100	97.07
	4					47.78	59.44	98.89	95.00	98.89	92.22	99.72	98.61	99.72	100	100	90.03
	5					91.94	99.46	98.66	96.24	100	98.66	99.46	100	99.73	100	100	98.56
	6					76.39	96.94	100	99.44	99.72	100	100	100	100	100	100	97.50
	7					93.01	99.46	99.46	99.19	97.58	99.73	99.19	98.66	96.51	100	99.19	98.36
	8					89.52	99.73	100	99.46	98.66	98.66	100	96.24	100	99.46	99.73	98.31
	9					91.39	99.44	100	100	100	100	99.72	97.78	99.44	99.44	99.72	98.81
	10					71.24	100	97.04	100	100	98.92	98.92	99.73	73.12	100	99.46	94.40
	11					83.89	95.00	98.61	97.50	99.44	99.72	98.06	95.56	38.06	100	93.61	90.86
	12					97.31	94.09	97.04	93.82	95.16	90.86	99.46	93.55	100	99.46	100	96.43
季別	冬						98.43	97.62	97.87	95.19	94.54	95.97	99.81	97.78	99.63	99.82	97.67
	春					46.56	82.25	97.64	94.75	99.46	96.38	99.64	99.37	99.82	99.46	100	92.30
	夏					86.41	98.73	99.82	99.37	98.64	99.46	99.73	98.28	98.82	99.82	99.64	98.06
	秋					82.05	98.17	98.53	99.18	99.82	99.54	98.90	97.71	70.24	99.82	97.62	94.69
年別	1～12					62.24	94.09	98.66	97.51	98.40	97.12	99.29	98.29	92.24	99.63	99.32	94.26

Ⅰ－9.(1)　八戸港（SGW, USW）　測得率一覧表

単位：%

項目	観測年	'70	'71	'72	'73	'74	'75	'76	'77	'78	'79	'80	'81	'82	'83	'84	平均
月別	1			80.11	95.16	79.30	12.37	93.55	93.55	98.66	—	89.78	100	99.46	82.26	100	78.78
	2			95.98	86.90	75.60	98.21	96.26	96.43	99.70	—	87.64	95.54	100	95.24	56.61	83.40
	3		1.08	95.43	34.14	98.92	92.74	97.31	99.73	82.26	—	99.19	100	97.58	99.73	91.94	77.86
	4		86.39	92.50	98.33	99.17	95.83	98.61	96.11	98.33	—	99.44	100	99.17	100	99.44	90.24
	5		81.72	89.25	65.59	98.12	98.12	91.67	98.66	99.73	—	100	100	99.19	99.46	99.73	87.23
	6		86.94	93.06	52.22	99.72	100	95.00	98.61	100	61.11	99.72	100	98.89	100	100	91.81
	7		45.16	91.40	52.69	98.92	94.89	99.19	96.51	97.85	97.31	99.19	99.73	95.43	100	99.19	90.53
	8		50.54	79.84	85.48	93.55	99.19	99.73	99.19	98.66	100	99.19	99.46	97.85	100	99.73	93.03
	9		78.61	93.61	91.67	97.50	98.89	96.94	100	82.50	100	100	94.72	100	100	100	95.32
	10		89.78	90.59	94.62	97.04	99.19	100	100	97.58	99.73	99.73	99.46	98.39	100	38.17	93.16
	11		57.50	96.94	95.28	96.94	97.78	95.83	93.89	92.50	95.00	100	100	99.17	100	73.06	92.42
	12		59.68	85.48	76.34	90.86	97.31	84.95	96.51	7.53	83.87	95.70	100	100	99.46	100	84.12
季別	冬			78.21	89.26	77.13	66.11	95.70	91.48	98.24	2.59	87.09	97.13	99.81	92.41	85.99	81.64
	春		56.07	92.39	65.67	98.73	95.56	95.83	98.19	93.39	—	99.55	100	98.64	99.73	97.01	85.05
	夏		60.60	88.04	63.59	97.37	98.01	98.01	98.10	98.82	86.41	99.37	99.73	97.37	100	99.64	91.79
	秋		75.46	93.68	93.86	97.16	98.63	97.62	97.99	90.93	98.26	99.91	98.08	99.18	100	70.05	93.63
年別	1～12		53.29	90.28	77.21	93.90	90.23	95.74	97.44	87.79	53.40	97.50	99.11	98.74	98.01	88.27	87.21

Ⅰ－9.(2)　八戸港（USW）　測得率一覧表

単位：%

項目	観測年	'70	'71	'72	'73	'74	'75	'76	'77	'78	'79	'80	'81	'82	'83	'84	平均
月別	1					79.30	12.37	93.55	93.55	98.66	—	89.78	100	99.46	82.26	100	77.17
	2					75.60	98.21	96.26	96.43	99.70	—	87.64	95.54	100	95.24	56.61	81.91
	3				22.31	98.92	92.74	97.31	99.73	82.26	—	99.19	100	97.58	99.73	91.94	81.81
	4				98.33	99.17	95.83	98.61	96.11	98.33	—	99.44	100	99.17	100	99.44	90.37
	5				65.59	98.12	98.12	91.67	98.66	99.73	—	100	100	99.19	99.46	99.73	87.52
	6				52.22	99.72	100	95.00	98.61	100	61.11	99.72	100	98.89	100	100	92.11
	7				52.69	98.92	94.89	99.19	96.51	97.85	97.31	99.19	99.73	95.43	100	99.19	94.24
	8				85.48	93.55	99.19	99.73	99.19	98.66	100	99.19	99.46	97.85	100	99.73	97.67
	9				91.67	97.50	98.89	96.94	100	82.50	100	100	94.72	100	100	100	96.85
	10				94.62	97.04	99.19	100	100	97.58	99.73	99.73	99.46	98.39	100	38.17	93.66
	11				95.28	96.94	97.78	95.83	93.89	92.50	95.00	100	100	99.17	100	73.06	94.95
	12				76.34	90.86	97.31	84.95	96.51	7.53	83.87	95.70	100	100	99.46	100	86.04
季別	冬					77.13	66.11	95.70	91.48	98.24	2.59	87.09	97.13	99.81	92.41	85.99	81.27
	春				61.68	98.73	95.56	95.83	98.19	93.39	—	99.55	100	98.64	99.73	97.01	86.53
	夏				63.59	97.37	98.01	98.01	98.10	98.82	86.41	99.37	99.73	97.37	100	99.64	94.70
	秋				93.86	97.16	98.63	97.62	97.99	90.93	98.26	99.91	98.08	99.18	100	70.05	95.14
年別	1～12				61.46	93.90	90.23	95.74	97.44	87.79	53.40	97.50	99.11	98.74	98.01	88.27	88.47

Ⅰ－10　宮古港　測得率一覧表

単位：%

項目	観測年	'70	'71	'72	'73	'74	'75	'76	'77	'78	'79	'80	'81	'82	'83	'84	平均
月別	1													100	100	100	100
	2													99.40	100	100	99.80
	3													100	100	100	100
	4													100	99.72	100	99.91
	5													100	100	100	100
	6													66.11	100	100	88.70
	7												62.37	—	100	100	65.59
	8												97.85	81.72	100	100	94.89
	9												100	83.61	99.72	100	95.83
	10												100	100	100	100	100
	11												99.44	100	100	100	99.86
	12												99.46	100	100	100	99.87
季別	冬													99.63	100	100	99.88
	春													100	99.91	100	99.97
	夏												53.99	49.09	100	100	75.77
	秋												99.82	94.60	99.91	100	98.58
年別	1～12												46.94	85.78	99.95	100	83.18

I－11. 釜石港　測得率一覧表

単位：%

項目	観測年	'70	'71	'72	'73	'74	'75	'76	'77	'78	'79	'80	'81	'82	'83	'84	平均
月別	1										98.12	99.19	—	93.82	97.58	100	81.45
	2										95.24	99.43	—	97.32	65.18	99.71	76.42
	3									53.49	88.71	42.47	—	93.55	—	100	54.03
	4									98.33	68.61	82.22	—	98.89	—	99.72	63.97
	5									88.71	98.12	91.40	—	99.46	—	100	68.24
	6									91.39	85.28	97.50	—	100	93.61	100	81.11
	7									98.12	67.47	99.46	—	100	78.49	99.19	77.53
	8									99.19	55.91	99.46	97.04	100	69.62	97.04	88.33
	9									51.94	72.50	99.44	95.83	100	95.00	100	87.82
	10									60.75	93.28	98.12	96.77	99.73	100	100	92.67
	11									93.61	95.56	90.56	97.50	100	99.72	100	96.71
	12									94.62	96.24	70.70	94.09	100	90.05	99.46	92.17
季別	冬										96.02	98.26	24.35	95.00	88.33	96.52	83.13
	春									79.98	85.33	71.92	—	97.28	—	99.91	62.06
	夏									96.29	69.38	98.82	32.70	100	80.43	98.73	82.34
	秋									68.68	87.18	96.06	96.70	99.91	98.26	100	92.40
年別	1～12									69.59	84.54	89.07	40.34	98.56	65.71	99.59	78.21

I－12. 仙台新港　測得率一覧表

単位：%

項目	観測年	'70	'71	'72	'73	'74	'75	'76	'77	'78	'79	'80	'81	'82	'83	'84	平均
月別	1										13.98	98.66	77.96	99.73	99.73	98.39	81.41
	2										99.11	99.43	96.13	100	98.81	99.43	98.82
	3										88.71	56.18	99.46	99.19	100	93.82	89.56
	4										87.78	—	99.72	98.89	100	99.72	81.02
	5										98.92	65.59	98.92	99.73	99.73	95.97	93.15
	6										89.17	100	99.72	95.83	100	99.17	97.31
	7										98.12	100	99.46	100	100	100	99.60
	8										99.46	100	70.43	100	99.73	99.73	94.89
	9										99.17	100	—	93.89	73.61	91.39	76.34
	10										58.60	13.17	56.18	100	97.58	99.73	70.88
	11										—	78.61	79.44	100	99.72	100	76.30
	12										96.24	73.66	98.66	100	99.73	100	94.71
季別	冬										35.65	98.08	82.13	99.44	99.54	99.18	85.72
	春										91.85	41.03	99.37	99.28	99.91	96.47	87.98
	夏										95.65	100	89.76	98.64	99.91	99.64	97.27
	秋										52.66	63.37	45.33	97.99	90.38	97.07	74.47
年別	1～12										77.35	73.68	81.35	98.95	97.42	98.11	87.81

Ⅰ－13. 小名浜港　測得率一覧表

単位：%

項目	観測年	'70	'71	'72	'73	'74	'75	'76	'77	'78	'79	'80	'81	'82	'83	'84	平均
月別	1											69.89	—	97.04	100	71.24	67.63
	2											100	—	100	100	97.13	79.69
	3											94.89	—	100	99.73	100	78.92
	4											100	38.61	99.17	99.72	99.44	87.39
	5											100	95.43	99.73	100	100	99.03
	6											95.56	99.72	58.61	100	100	90.78
	7											92.20	100	—	99.73	93.55	77.10
	8											99.73	72.85	—	100	100	74.52
	9											100	44.17	—	99.72	71.94	63.17
	10											100	69.89	—	99.73	20.43	58.01
	11											99.72	—	—	100	100	59.94
	12											24.46	62.37	13.98	1.61	99.73	40.43
季別	冬											55.68	8.43	86.02	70.37	55.77	55.25
	春											98.28	44.75	99.64	99.82	99.82	88.46
	夏											95.83	90.76	19.11	99.91	97.83	80.69
	秋											99.91	38.37	—	99.82	63.64	60.35
年別	1～12											89.55	49.02	47.03	91.53	87.68	72.98

Ⅰ－14. 阿字ヶ浦　測得率一覧表

単位：%

項目	観測年	'70	'71	'72	'73	'74	'75	'76	'77	'78	'79	'80	'81	'82	'83	'84	平均
月別	1											94.62	100	100	100	95.97	98.12
	2											100	100	100	100	100	100
	3											97.04	99.73	96.51	70.43	92.47	91.24
	4											99.44	100	100	51.94	100	90.28
	5											99.19	99.73	100	99.19	100	99.62
	6											99.44	76.94	100	100	100	95.28
	7											100	99.19	94.62	100	94.35	97.63
	8											99.46	100	98.92	100	100	99.68
	9											99.72	100	100	22.22	100	84.39
	10											99.73	100	100	81.18	100	96.18
	11											99.17	96.39	100	100	95.28	98.17
	12										13.17	100	100	100	94.35	100	84.59
季別	冬											68.59	100	100	100	96.70	93.01
	春											98.55	99.82	98.82	74.09	97.46	93.75
	夏											99.64	92.21	97.83	100	98.10	97.55
	秋											99.54	98.81	100	67.95	98.44	92.95
年別	1～12										1.12	98.98	97.69	99.16	85.00	98.16	80.03

Ⅰ－15. 鹿島港　測得率一覧表

単位：%

項目	観測年	'70	'71	'72	'73	'74	'75	'76	'77	'78	'79	'80	'81	'82	'83	'84	平均
月別	1				63.71	92.74	94.89	98.66	99.46	—	98.92	98.12	100	99.73	—	—	70.52
	2				98.81	98.81	68.75	70.11	99.70	—	98.51	97.99	99.70	99.40	—	—	69.20
	3				98.12	92.74	—	99.46	1.08	87.90	98.66	99.19	100	100	—	10.48	65.64
	4			37.22	90.28	97.78	93.89	99.44	24.44	98.89	98.06	100	99.44	99.72	—	96.94	79.70
	5			96.51	88.71	100	99.19	53.23	99.46	96.51	92.74	77.15	100	42.20	—	98.12	80.29
	6			99.72	64.17	98.06	100	98.06	100	88.06	70.83	83.06	99.72	—	—	98.06	76.90
	7			92.47	27.69	97.85	82.80	99.19	99.73	98.12	87.90	99.19	100	—	—	97.04	75.54
	8			90.32	55.38	99.19	97.31	98.39	97.04	89.52	38.71	100	99.46	—	—	99.46	74.21
	9			97.22	93.89	93.89	87.50	99.17	96.94	82.50	82.22	99.72	100	—	—	100	79.47
	10			91.67	73.66	84.68	88.98	82.80	100	88.71	86.56	97.04	99.46	—	—	93.82	75.95
	11			91.67	91.39	95.83	91.11	45.28	88.89	100	73.61	91.11	99.72	—	—	100	74.51
	12			91.94	83.60	19.89	95.70	99.19	—	99.46	80.11	99.46	100	—	—	67.74	64.39
季別	冬				84.35	91.48	60.93	88.50	99.44	—	98.98	91.94	99.72	99.72	—	—	67.91
	春			44.66	92.39	96.83	64.04	83.88	41.85	94.38	96.47	92.03	99.82	80.43	—	68.21	73.47
	夏			94.11	48.91	98.37	93.30	98.55	98.91	91.94	65.76	94.20	99.73	—	—	98.19	75.54
	秋			93.50	86.17	91.39	89.19	75.82	95.33	90.38	80.86	95.97	99.73	—	—	97.89	76.63
年別	1～12			65.92	77.19	89.13	83.36	87.02	75.34	77.95	83.81	95.17	99.79	36.37	—	71.90	72.54

Ⅰ－16. 浜金谷　測得率一覧表

単位：%

項目	観測年	'70	'71	'72	'73	'74	'75	'76	'77	'78	'79	'80	'81	'82	'83	'84	平均
月別	1				52.96	99.19	93.01	95.97	98.39	99.19	100	99.46	99.73	100	100	100	94.83
	2				—	99.11	99.11	97.41	99.70	99.70	90.77	99.71	100	100	100	99.71	90.51
	3				—	98.66	74.46	91.94	94.35	95.97	94.09	91.94	100	99.73	99.73	100	86.74
	4				63.89	98.33	62.22	96.67	92.22	97.50	99.72	99.72	57.50	100	100	100	88.98
	5				93.82	98.92	15.59	91.67	96.24	98.66	98.39	99.46	100	99.73	100	100	91.04
	6				93.89	99.17	70.56	94.72	95.56	100	98.61	100	100	99.72	100	100	96.02
	7				90.32	93.01	98.12	99.19	88.98	100	98.92	100	100	99.46	100	100	97.33
	8				42.74	91.67	95.97	98.39	91.13	99.73	99.19	100	98.92	99.46	100	78.76	91.33
	9			68.61	97.78	32.78	96.94	93.33	99.72	100	97.78	95.28	100	100	100	31.11	85.64
	10			75.81	82.53	90.32	96.77	26.08	88.98	99.19	64.78	99.73	99.73	99.73	99.73	100	86.41
	11			62.22	96.94	99.17	89.17	84.72	86.67	95.56	99.72	99.72	100	99.44	99.44	100	93.29
	12			83.06	99.73	100	99.19	97.58	96.51	89.52	98.12	100	100	100	98.92	99.73	97.11
季別	冬				46.85	99.35	97.31	97.53	98.52	98.43	93.52	99.08	99.91	100	100	99.54	94.18
	春				52.45	98.64	50.63	93.39	94.29	97.37	97.37	97.01	86.14	99.82	99.91	100	88.92
	夏				75.45	94.57	88.41	97.46	91.85	99.91	98.91	100	99.64	99.55	100	92.84	94.88
	秋			68.96	92.31	74.27	94.32	67.58	91.76	98.26	87.18	98.26	99.91	99.73	99.73	77.29	88.43
年別	1～12			24.18	68.22	91.74	82.49	88.89	94.00	97.90	95.00	98.75	96.37	99.77	99.82	92.51	86.88

Ⅰ－17. 波浮港　測得率一覧表

単位：%

項目	観測年	'70	'71	'72	'73	'74	'75	'76	'77	'78	'79	'80	'81	'82	'83	'84	平均
月別	1					99.46	98.39	100	93.01	99.73	95.70	97.58	99.19	100	100	27.42	91.86
	2					99.40	96.73	93.97	85.42	90.48	97.92	43.97	100	99.70	91.96	99.71	90.73
	3					71.77	94.35	80.11	100	97.85	94.62	—	97.58	98.66	99.73	99.19	84.90
	4				52.50	—	96.39	87.78	99.72	99.44	100	—	100	98.89	100	100	77.89
	5				85.48	—	99.73	96.24	97.31	100	99.73	—	97.31	99.46	99.73	99.19	81.18
	6				89.17	—	97.78	95.56	99.72	100	86.67	—	98.61	99.72	100	100	80.60
	7				95.16	36.02	91.13	90.59	85.48	100	100	—	99.73	99.73	99.73	99.73	83.11
	8				74.73	98.39	89.25	29.84	100	93.55	98.12	50.27	85.22	98.92	97.31	98.66	84.52
	9				34.44	98.06	92.78	94.72	99.44	67.50	96.94	95.28	99.17	96.94	94.44	88.61	88.19
	10				88.44	98.92	98.39	100	90.86	60.75	97.31	96.77	99.46	99.19	5.65	100	86.31
	11				66.94	94.17	99.72	98.61	85.83	91.94	98.33	97.50	100	99.17	—	20.83	79.42
	12				98.12	96.51	100	97.85	95.97	99.73	99.73	94.09	100	99.73	—	—	81.81
季別	冬					98.98	97.22	98.08	92.31	95.56	97.78	81.23	97.69	99.91	97.41	41.12	90.61
	春				45.92	24.18	96.83	88.04	99.00	99.09	98.10	—	98.28	99.00	99.82	99.46	78.98
	夏				86.32	45.29	92.66	71.74	95.02	97.83	95.02	16.94	94.47	99.46	99.00	99.46	82.77
	秋				63.55	97.07	96.98	97.80	92.03	73.26	97.53	96.52	99.54	98.44	33.06	70.15	84.66
年別	1～12				57.51	65.98	96.21	88.68	94.45	91.78	97.10	47.97	97.99	99.18	73.90	77.66	82.36

Ⅰ－18. 潮岬　測得率一覧表

単位：%

項目	観測年	'70	'71	'72	'73	'74	'75	'76	'77	'78	'79	'80	'81	'82	'83	'84	平均
月別	1		61.83	24.73	87.10	36.56	76.88	99.19	94.09	99.19	100	96.24	96.24	95.97	100	93.82	82.99
	2		67.86	96.26	85.71	61.31	96.43	97.99	97.32	99.70	59.23	71.84	99.11	81.85	99.70	100	86.78
	3		61.02	97.31	63.71	61.29	96.77	99.46	99.46	90.32	47.85	98.66	100	100	100	99.19	86.79
	4		89.44	98.89	70.28	96.67	97.50	94.17	96.11	85.83	100	99.17	99.72	100	62.78	99.72	92.16
	5		81.18	10.48	77.96	70.70	98.12	93.55	95.97	95.97	98.92	98.12	98.66	100	97.31	97.58	86.75
	6		79.72	1.11	78.33	63.89	98.61	97.22	96.11	97.78	96.67	98.89	99.44	99.17	100	98.06	86.07
	7		52.42	95.43	54.30	73.12	88.44	94.35	99.46	98.92	99.19	77.42	47.31	100	100	96.24	84.04
	8	31.99	—	34.95	48.66	91.13	39.52	97.58	98.66	96.24	95.70	—	100	100	98.92	100	68.89
	9	30.00	8.89	23.61	68.89	82.50	71.39	96.11	98.61	97.22	65.28	15.00	100	99.72	100	92.78	70.00
	10	—	89.78	66.13	80.38	95.16	97.04	97.31	96.51	97.58	—	86.56	98.39	99.19	99.73	99.73	80.23
	11	—	93.89	71.94	82.78	97.50	83.06	92.50	97.78	98.33	—	85.28	90.56	99.44	99.44	95.83	79.22
	12	35.48	37.10	87.63	74.46	89.78	98.39	89.78	95.97	98.39	59.41	97.85	99.46	99.73	90.86	95.97	83.35
季別	冬		54.63	51.74	86.85	57.31	87.41	98.53	93.61	98.24	86.76	75.92	97.69	92.78	99.81	94.78	83.99
	春		77.08	68.57	70.65	76.00	97.46	95.74	97.19	90.76	82.07	98.64	99.46	100	86.96	98.82	88.53
	夏	10.78	43.66	44.29	60.24	76.18	75.27	96.38	98.10	97.64	97.19	58.33	82.07	99.73	99.64	98.10	75.84
	秋	9.89	64.47	54.03	77.38	91.76	83.97	95.33	97.62	97.71	21.52	62.55	96.34	99.45	99.73	96.15	76.53
年別	1～12	8.20	60.11	58.95	72.58	76.67	86.76	95.77	97.17	96.28	68.63	77.14	94.00	98.04	95.75	97.40	78.90

Ⅰ－19. 高知沖　測得率一覧表

単位：%

項目	観測年	'70	'71	'72	'73	'74	'75	'76	'77	'78	'79	'80	'81	'82	'83	'84	平均
月別	1												89.52	99.73	—	100	72.31
	2												8.04	86.61	—	100	49.12
	3												—	98.39	63.17	100	65.39
	4												—	100	92.22	100	73.06
	5												63.44	100	100	100	90.86
	6												81.67	95.83	97.78	100	93.82
	7												99.73	100	100	100	99.93
	8												96.51	98.66	100	100	98.79
	9											12.22	86.39	100	98.33	100	79.39
	10											96.77	99.73	93.28	100	90.05	95.97
	11											80.00	100	96.94	100	100	95.39
	12											81.18	100	78.76	100	55 91	83.17
季別	冬												61.30	95.74	27.13	100	71.12
	春												21.38	99.46	85.05	100	76.47
	夏												92.75	98.19	99.28	100	97.55
	秋											63.37	95.42	96.70	99.45	96.61	90.31
年別	1～12											22.63	69.27	95.73	79.75	95.42	72.55

Ⅰ－20. 鳥取港　測得率一覧表

単位：%

項目	観測年	'70	'71	'72	'73	'74	'75	'76	'77	'78	'79	'80	'81	'82	'83	'84	平均
月別	1											21.77	97.58	100	100	100	83.87
	2											—	98.21	100	95.83	100	78.40
	3											52.96	98.66	99.73	98.66	99.46	89.89
	4											100	100	100	78.89	100	95.78
	5											98.39	100	99.73	11.83	100	81.99
	6											98.61	100	100	100	100	99.72
	7											99.73	100	100	99.73	100	99.89
	8											98.92	100	98.92	100	100	99.57
	9										12.22	75.56	100	100	100	100	81.30
	10										100	97.85	100	100	100	99.19	99.51
	11										100	92.22	98.89	100	100	98.33	98.24
	12										84.68	98.66	100	100	100	100	97.22
季別	冬											36.26	98.15	100	98.70	100	86.54
	春											83.61	99.55	99.82	62.95	99.82	89.15
	夏											99.09	100	99.64	99.91	100	99.73
	秋										71.06	88.64	99.63	100	100	99.18	93.09
年別	1～12										24.91	78.16	99.45	99.86	90.32	99.75	82.08

Ⅰ－21. 浜田港　測得率一覧表

単位：%

項目	観測年	'70	'71	'72	'73	'74	'75	'76	'77	'78	'79	'80	'81	'82	'83	'84	平均
月別	1						98.12	97.04	99.19	100	95.43	—	99.19	95.97	—	99.19	78.41
	2						96.73	99.43	100	99.70	21.13	19.25	99.70	98.81	63.99	100	79.80
	3					52.15	76.08	99.73	99.46	99.73	18.01	55.38	93.28	99.73	66.13	99.19	78.08
	4					78.33	95.56	100	99.17	100	100	88.33	—	95.83	95.56	55.56	82.58
	5					70.16	98.66	100	97.85	99.73	100	91.94	—	35.48	96.77	36.56	75.20
	6					90.83	98.61	99.44	87.78	100	100	98.61	—	—	98.89	98.89	79.37
	7					92.20	97.31	99.46	94.35	61.29	35.75	54.84	—	—	99.73	91.94	66.08
	8					92.47	70.43	100	84.41	77.15	—	15.86	—	—	99.46	99.73	58.14
	9					98.61	96.94	99.72	91.11	98.61	47.78	—	—	—	98.33	83.61	64.97
	10					99.46	99.73	100	97.85	55.91	90.59	—	47.04	—	89.25	96.77	70.60
	11					100	98.89	99.44	99.72	67.50	91.11	9.17	99.17	—	84.72	100	77.25
	12					99.73	98.39	100	99.73	93.55	0.81	71.77	98.39	—	95.97	99.46	77.9[illegible]
季別	冬						98.24	98.26	99.72	99.81	71.67	6.41	89.91	97.69	19.91	98.35	77.96
	春					66.76	90.04	99.91	98.82	99.82	72.37	78.44	31.43	76.81	86.05	63.86	78.57
	夏					91.85	88.68	99.64	88.86	79.26	44.66	55.98	—	—	99.37	96.83	67.74
	秋					99.36	98.53	99.73	96.25	73.81	76.65	3.02	48.72	—	90.75	93.50	70.94
年別	1～12					73.22	93.72	99.52	95.87	87.63	58.40	42.14	44.50	35.09	82.42	88.39	72.81

Ⅰ－22. 神戸港　測得率一覧表

単位：%

項目	観測年	'70	'71	'72	'73	'74	'75	'76	'77	'78	'79	'80	'81	'82	'83	'84	平均
月別	1			73.66	71.24	—	68.28	58.33	91.13	100	84.95	99.73	39.78	45.43	98.12	93.82	71.11
	2			75.29	89.58	—	92.56	89.94	84.52	99.70	98.51	32.47	50.89	—	99.40	96.26	69.97
	3			97.58	45.43	—	99.73	90.86	98.66	57.80	99.73	91.94	100	50.27	96.24	95.43	78.74
	4			67.50	—	—	96.39	96.11	100	99.72	100	100	100	98.89	88.06	95.83	80.19
	5		43.82	2.15	71.24	—	97.58	96.51	100	100	99.73	98.92	98.92	99.73	90.32	90.32	77.80
	6		65.56	—	83.06	—	94.17	62.78	98.06	93.61	55.56	98.33	97.50	99.72	91.11	79.72	72.80
	7		73.92	78.76	43.28	—	95.70	100	93.01	99.19	84.95	98.66	100	98.66	77.96	78.49	80.18
	8		99.73	29.57	—	—	95.97	100	100	100	97.85	99.46	99.46	99.46	95.97	84.41	78.71
	9		99.72	3.06	—	2.22	51.39	100	99.44	100	96.11	99.72	95.83	92.22	94.44	79.17	72.38
	10		81.18	0.81	—	91.40	98.66	92.47	100	99.73	98.12	93.87	100	91.67	94.89	3.49	74.02
	11		83.89	—	—	57.50	78.61	100	100	92.22	98.06	78.06	100	99.72	92.50	7.50	70.58
	12		—	17.20	—	88.98	73.66	95.97	96.77	93.55	95.43	99.19	97.58	99.73	88.17	98.92	74.65
季別	冬			49.08	58.33	—	82.96	73.63	90.74	98.80	92.13	76.83	63.70	49.26	99.07	92.67	71.33
	春		14.76	55.62	39.31	—	97.92	94.47	99.55	85.69	99.82	96.92	99.64	82.79	91.58	93.84	75.14
	夏		79.89	36.50	41.67	—	95.29	87.86	97.01	97.64	79.71	98.82	99.00	99.28	88.32	80.89	77.28
	秋		88.19	1.28	—	50.82	76.47	97.44	99.82	97.34	97.44	87.18	98.63	94.51	93.96	29.76	72.34
年別	1～12		45.84	37.14	33.33	20.23	86.92	90.26	96.87	94.57	92.42	90.30	90.23	81.78	92.21	75.27	73.38

Ⅰ－23. 油津港　測得率一覧表

単位：%

項目	観測年	'70	'71	'72	'73	'74	'75	'76	'77	'78	'79	'80	'81	'82	'83	'84	平均
月別	1							66.13	99.46	99.73	99.73	95.70	100	100	100	—	84.53
	2							—	100	99.70	99.70	100	100	100	98.21	—	76.99
	3						17.47	—	98.66	100	100	100	100	99.73	98.12	—	71.40
	4						97.22	—	100	98.61	100	100	100	100	100	—	79.58
	5						100	—	100	99.19	100	100	100	100	100	—	79.92
	6						91.94	—	100	99.44	100	100	100	100	100	—	79.14
	7						19.09	—	99.73	98.66	99.73	100	99.46	98.66	100	—	71.53
	8						94.89	37.10	100	100	100	100	100	81.99	44.62	—	75.86
	9						98.06	98.89	99.72	98.89	98.89	33.61	100	—	—	—	62.81
	10						98.39	100	99.46	99.46	99.19	46.24	100	59.41	—	—	70.22
	11						97.50	97.22	98.89	100	100	100	100	99.17	—	—	79.28
	12						98.92	99.46	99.73	99.73	99.73	100	100	100	—	—	79.76
季別	冬							56.23	99.63	99.72	99.72	98.44	100	100	99.44	—	83.57
	春						71.29	—	99.55	99.28	100	100	100	99.91	99.37	—	76.94
	夏						68.39	12.50	99.91	99.37	99.91	100	99.82	93.48	81.34	—	75.47
	秋						97.99	98.72	99.36	99.45	99.36	59.80	100	52.93		—	70.76
年別	1～12						68.04	41.71	99.63	99.45	99.75	89.64	99.95	86.60	61.58	—	74.61

Ⅰ－24. 志布志湾　測得率一覧表

単位：%

項目	観測年	'70	'71	'72	'73	'74	'75	'76	'77	'78	'79	'80	'81	'82	'83	'84	平均
月別	1												86.83	100	99.73	100	96.64
	2												100	100	99.70	99.43	99.78
	3												97.85	99.73	98.92	100	99.13
	4											32.78	100	99.44	99.17	100	86.28
	5											61.02	100	98.39	98.39	99.73	91.51
	6											100	100	100	97.22	99.72	99.39
	7											99.73	99.46	92.47	98.92	97.04	97.53
	8											82.26	99.73	99.19	91.67	99.19	94.41
	9											96.39	100	100	98.06	100	98.89
	10											94.35	99.73	100	98.92	100	98.60
	11											55.28	100	98.89	100	97.50	90.33
	12											88.17	87.90	79.03	99.73	63.17	83.60
季別	冬												91.39	95.83	92.59	99.73	94.90
	春											31.25	99.28	99.18	98.82	99.91	85.69
	夏											93.93	99.73	97.19	95.92	98.64	97.08
	秋											82.14	99.91	99.63	98.99	99.18	95.97
年別	1～12											59.36	97.58	97.21	98.36	96.27	89.74

Ⅰ－25. 名瀬港　測得率一覧表

単位：%

項目	観測年	'70	'71	'72	'73	'74	'75	'76	'77	'78	'79	'80	'81	'82	'83	'84	平均
月別	1									100	99.19	100	99.73	99.73	100	100	99.81
	2									99.40	99.40	99.71	99.40	100	99.70	100	99.66
	3								47.04	99.19	99.46	100	98.66	100	100	99.73	93.01
	4								100	99.17	100	100	100	100	99.72	99.72	99.83
	5								99.73	98.92	100	99.46	100	99.73	99.73	99.73	99.66
	6								83.61	99.72	100	100	100	100	99.17	99.44	97.74
	7								93.55	86.83	99.73	99.73	99.73	59.95	99.73	100	92.41
	8								99.73	98.92	100	100	100	30.91	99.46	97.31	90.79
	9								96.67	99.72	92.22	90.83	100	98.06	99.72	100	97.15
	10								95.43	98.12	98.39	98.12	95.70	99.19	99.49	99.19	97.95
	11								100	99.72	100	98.61	100	99.72	99.44	99.72	99.65
	12								98.92	97.31	100	98.66	96.24	99.19	100	100	98.79
季別	冬									99.44	98.61	99.91	99.26	98.61	99.63	100	99.35
	春								82.07	99.09	99.82	99.82	99.55	99.91	99.82	99.73	97.48
	夏								92.39	95.11	99.91	99.91	99.91	63.22	99.46	98.91	93.60
	秋								97.34	99.18	96.89	95.88	98.53	98.99	99.54	99.63	98.25
年別	1～12								76.64	98.06	99.04	98.77	99.11	90.37	99.68	99.57	95.16

Ⅰ－26. 伊王島　測得率一覧表

単位：%

項目	観測年	'70	'71	'72	'73	'74	'75	'76	'77	'78	'79	'80	'81	'82	'83	'84	平均
月別	1						87.63	28.23	94.89	100	100	—	90.32	—	82.26	100	68.33
	2						98.81	18.10	100	100	98.21	—	99.70	—	99.70	100	71.11
	3						79.57	99.19	93.55	100	100	78.23	90.86	—	100	100	84.14
	4						99.72	75.56	99.72	97.78	99.17	99.72	97.78	—	100	100	86.94
	5						46.51	79.57	92.47	98.39	100	93.28	100	—	100	100	81.02
	6						55.56	88.06	100	99.72	100	95.56	95.83	—	85.28	100	82.00
	7						97.58	95.97	100	100	94.62	98.66	—	—	11.29	100	69.81
	8						99.46	99.73	100	100	34.41	82.80	—	—	—	100	61.64
	9						98.06	88.61	99.44	100	—	100	—	—	—	100	58.61
	10						41.40	99.46	100	100	—	99.46	—	—	—	73.66	51.40
	11						—	98.89	100	99.72	—	100	—	4.72	6.94	83.61	49.39
	12					44.89	—	99.73	100	100	—	99.73	—	97.85	100	100	67.47
季別	冬						76.39	15.38	98.15	100	99.44	—	96.48	—	93.06	100	67.79
	春						75.00	84.87	95.20	98.73	99.73	90.31	96.20	—	100	100	84.00
	夏						84.51	94.66	100	99.91	76.09	92.30	31.25	—	31.61	100	71.03
	秋						46.43	95.70	99.82	99.91	—	99.82	—	1.56	2.29	85.62	53.11
年別	1～12					3.81	66.80	81.19	98.31	99.63	60.34	79.17	47.44	8.70	56.87	96.43	63.53

Ⅰ－27. 藍島　測得率一覧表

単位：%

項目	観測年	'70	'71	'72	'73	'74	'75	'76	'77	'78	'79	'80	'81	'82	'83	'84	平均
月別	1							97.31	94.09	100	100	98.66	86.29	100	100	100	97.37
	2							91.95	100	0.89	93.15	61.78	96.13	100	100	100	82.68
	3							68.55	100	—	89.78	48.66	88.98	100	100	100	77.33
	4						76.11	94.72	99.17	—	89.44	80.56	100	100	100	100	84.00
	5						99.73	99.73	98.12	—	82.53	69.89	100	100	100	99.19	84.92
	6						98.33	99.72	98.61	44.44	94.17	69.72	100	99.72	100	100	90.47
	7						84.14	99.46	77.42	99.73	98.12	99.19	92.74	100	100	100	95.08
	8						—	99.73	100	100	99.73	98.66	100	100	100	100	89.81
	9						48.33	86.39	100	99.44	94.44	98.89	99.72	99.72	99.72	100	92.67
	10						99.19	98.92	100	100	95.70	81.72	100	100	100	100	97.55
	11						95.28	96.39	99.44	100	95.83	60.00	66.94	47.22	100	100	86.11
	12						99.19	97.04	86.29	100	100	97.04	100	98.66	100	100	97.82
季別	冬							96.25	96.94	64.44	97.87	87.36	93.06	100	99.54	100	92.84
	春						58.42	87.59	99.09	—	87.23	66.21	96.29	100	100	99.73	79.46
	夏						60.42	99.64	91.94	81.79	97.37	89.40	97.55	99.91	100	100	91.80
	秋						81.14	93.96	99.82	99.82	95.33	80.22	89.01	82.51	99.91	100	92.17
年別	1～12						58.61	94.17	96.03	62.56	94.43	80.53	94.25	95.50	99.98	99.93	87.60

Ⅰ－28. 釧路港　測得率一覧表

単位：%

項目	観測年	'70	'71	'72	'73	'74	'75	'76	'77	'78	'79	'80	'81	'82	'83	'84	平均
月別	1			90.05	90.59	—	—	—	31.45	—	—	97.85	98.66	57.26	—	99.73	43.51
	2			72.13	92.86	—	—	—	86.61	—	—	94.83	37.20	92.86	—	94.54	44.16
	3		65.32	—	85.48	—	—	—	97.85	—	—	95.70	49.73	96.51	22.85	100	43.82
	4		97.78	—	91.67	—	—	—	95.83	—	—	98.61	98.89	98.89	99.17	100	55.77
	5		65.05	—	93.28	—	—	—	99.73	—	—	98.92	100	98.39	97.58	100	53.78
	6		71.39	—	90.83	—	—	47.78	50.83	—	—	98.06	98.06	98.89	96.94	100	53.77
	7		94.89	89.52	92.20	—	—	55.11	—	—	—	89.25	98.12	99.19	95.97	98.12	58.03
	8		97.85	99.19	94.09	—	—	91.13	—	—	—	83.87	80.38	99.19	98.92	98.12	60.20
	9		96.39	—	88.89	—	—	71.11	—	—	—	1.39	99.72	100	97.22	100	46.77
	10		95.16	—	83.33	—	—	—	—	—	3.76	93.55	97.58	75.00	97.58	98.92	46.06
	11		95.28	94.44	96.39	—	—	—	—	—	—	83.89	99.17	—	96.11	98.61	47.42
	12		85.22	80.91	95.43	—	—	26.08	—	—	54.57	89.25	94.35	—	92.47	98.92	51.23
季別	冬			82.69	87.96	32.87	—	—	46.76	—	—	82.14	76.30	81.11	—	95.60	73.24
	春		75.82	—	90.13	—	—	—	97.83	—	—	97.74	82.70	97.92	72.92	100	51.07
	夏		88.22	63.59	92.39	—	—	64.86	16.58	—	—	90.31	92.12	99.09	97.28	98.73	57.37
	秋		95.60	31.14	89.47	—	—	23.44	—	—	1.28	59.98	98.81	58.52	96.98	99.18	46.74
年別	1～12		74.42	43.92	91.23	—	—	24.34	38.15	—	4.95	85.54	87.95	76.23	74.93	98.93	49.91

Ⅰ－29. 苫小牧港　測得率一覧表

単位：%

項目	観測年	'70	'71	'72	'73	'74	'75	'76	'77	'78	'79	'80	'81	'82	'83	'84	平均
月別	1	80.91	75.81	94.62	90.05	89.52	92.20	96.77	61.83	89.52	93.55	94.89	91.94	95.97	100	99.19	89.78
	2	71.43	75.89	95.40	91.67	92.86	88.99	92.82	67.86	84.82	93.45	97.99	86.01	88.39	100	95.11	88.25
	3	80.38	80.65	97.85	87.63	93.55	93.28	92.20	81.45	70.43	94.62	97.58	99.19	93.55	98.92	100	90.75
	4	88.06	98.33	99.44	97.50	97.50	94.44	97.78	89.44	95.00	95.00	99.17	96.39	100	100	99.72	96.52
	5	93.28	98.12	90.86	95.16	97.58	95.43	98.12	92.74	96.51	94.89	99.73	99.19	100	99.46	100	96.74
	6	73.06	91.67	94.17	93.61	98.61	95.56	98.33	91.39	94.72	93.89	98.89	97.50	100	98.33	100	94.65
	7	86.02	97.31	91.13	95.16	97.04	94.09	98.39	92.47	94.89	89.78	98.66	96.51	100	100	100	95.43
	8	68.28	89.25	98.12	90.05	98.12	97.85	97.04	98.66	45.43	96.24	98.66	97.31	100	100	91.67	91.11
	9	80.56	99.17	92.78	96.67	95.83	85.83	100	89.72	36.11	87.22	97.78	96.94	100	100	100	90.57
	10	88.17	96.24	95.70	96.24	93.01	90.32	94.35	42.20	94.09	98.92	97.04	96.77	100	100	100	92.20
	11	88.61	87.22	91.94	92.50	93.33	91.94	92.78	81.11	88.61	97.22	76.11	97.78	99.72	100	98.89	91.85
	12	90.59	96.51	90.59	90.86	92.20	79.57	89.52	92.74	67.47	95.70	95.97	96.24	99.73	100	100	91.8[illegible]
季別	冬	50.09	80.93	95.51	90.74	91.02	91.20	89.65	73.24	89.17	84.54	96.15	91.48	93.70	99.91	98.17	87.72
	春	87.23	92.30	96.01	93.39	96.20	94.38	96.01	87.86	87.23	94.84	98.82	98.28	97.83	99.46	99.91	94.65
	夏	75.82	92.75	94.47	92.93	97.92	95.83	97.92	94.20	78.17	93.30	98.73	97.10	100	99.46	97.19	93.72
	秋	85.81	94.23	93.50	95.15	94.05	89.38	95.70	70.70	73.17	94.51	90.38	97.16	99.91	100	99.63	91.55
年別	1～12	82.53	90.59	94.38	93.08	94.93	91.64	95.67	81.85	79.77	94.22	96.06	96.05	98.17	99.73	98.72	92.50

Ⅰ－30. 瀬棚港　測得率一覧表

単位：%

項目	観測年	'70	'71	'72	'73	'74	'75	'76	'77	'78	'79	'80	'81	'82	'83	'84	平均
月別	1											100	97.31	100	100	100	99.46
	2											99.43	99.40	100	100	99.71	99.71
	3											100	79.57	99.46	100	100	95.81
	4											99.72	—	100	100	100	79.9[illegible]
	5											98.92	52.96	99.73	100	100	90.32
	6											100	72.78	99.44	100	99.72	94.39
	7											99.73	—	43.28	100	100	68.60
	8											99.73	—	—	100	100	59.95
	9											82.50	70.28	—	98.33	100	70.22
	10											99.19	99.19	—	99.46	100	79.57
	11											100	98.06	97.22	99.44	100	98.94
	12											99.46	99.73	99.19	100	100	99.68
季別	冬											65.75	98.70	99.91	99.72	99.91	92.75
	春											99.55	44.66	99.73	100	100	88.79
	夏											99.82	23.73	47.01	100	99.91	74.09
	秋											93.96	89.29	32.05	99.08	100	82.88
年別	1～12											98.25	63.86	69.57	99.77	99.95	86.29

Ⅰ－31. 留萌港　測得率一覧表

単位：%

項目	観測年	'70	'71	'72	'73	'74	'75	'76	'77	'78	'79	'80	'81	'82	'83	'84	平均
月別	1	49.46	92.74	70.16	83.33	76.34	97.85	95.16	100	87.90	100	98.39	99.73	100	99.73	100	90.05
	2	66.07	42.86	61.49	94.94	92.56	52.98	92.53	99.70	98.81	96.13	99.71	98.51	98.81	98.51	100	86.26
	3	75.81	59.14	65.59	91.13	90.05	21.24	100	95.70	100	94.09	100	99.73	97.31	100	100	85.99
	4	19.17	74.44	55.28	80.28	98.06	1.11	99.44	99.17	96.11	94.17	99.17	99.17	100	100	100	81.04
	5	57.53	74.19	54.03	79.30	98.66	13.98	98.39	98.12	92.74	94.62	98.66	99.46	100	100	100	83.98
	6	—	76.39	52.50	100	97.50	98.89	98.89	98.89	88.89	96.11	98.06	97.78	100	99.44	100	86.89
	7	69.35	74.73	52.15	76.88	70.43	96.51	93.55	94.89	88.17	96.51	97.04	97.58	99.73	99.46	98.12	87.01
	8	78.76	83.87	44.09	82.26	95.97	95.70	75.54	86.29	96.77	99.73	98.12	98.66	99.73	93.55	100	88.60
	9	68.61	84.17	25.56	90.28	99.72	95.28	98.06	96.39	98.06	98.89	99.44	98.06	100	99.44	100	90.13
	10	94.35	79.30	63.71	97.04	99.73	99.46	97.04	93.28	97.04	98.66	99.19	100	100	100	100	94.59
	11	56.94	85.28	50.56	91.67	98.89	98.33	100	56.39	95.28	99.72	100	100	99.72	100	83.89	87.78
	12	99.73	80.11	40.05	91.67	74.46	99.19	94.35	56.18	91.40	99.19	99.73	100	100	99.46	99.19	88.32
季別	冬	37.59	79.63	70.79	72.04	86.67	75.83	95.70	97.96	80.37	95.83	99.08	99.35	99.63	99.44	99.82	86.00
	春	51.18	69.20	58.33	83.61	95.56	12.23	99.28	97.64	96.29	94.29	99.28	99.46	99.09	100	100	83.70
	夏	49.91	78.35	49.55	86.23	87.86	97.01	89.22	93.30	91.30	97.46	97.74	98.01	99.82	97.46	99.37	87.51
	秋	73.53	82.88	46.79	93.04	99.45	97.71	98.35	82.14	96.79	99.08	99.54	99.36	99.91	99.82	94.69	90.87
年別	1～12	61.55	75.82	52.96	88.15	90.94	72.69	95.22	89.52	94.22	97.33	98.95	99.06	99.61	99.13	98.45	87.57

Ⅰ－32. 紋別港　測得率一覧表

単位：%

項目	観測年	'70	'71	'72	'73	'74	'75	'76	'77	'78	'79	'80	'81	'82	'83	'84	平均
月別	1						68.28	93.28	49.19	49.19	79.03	93.28	83.60	93.55	80.65	85.75	77.58
	2						—	60.06	—	—	51.79	33.05	—	—	40.48	—	18.67
	3						—	94.09	21.24	—	46.51	16.40	28.76	65.32	—	—	27.23
	4						68.06	93.06	95.00	80.83	59.72	—	93.89	89.72	77.50	42.78	70.06
	5						94.89	92.47	88.17	87.37	92.74	—	93.55	90.32	91.94	92.20	82.37
	6						92.22	88.06	90.00	98.89	95.28	—	95.28	96.67	95.00	90.28	84.17
	7						97.58	90.05	92.74	90.59	92.47	—	93.82	89.25	94.35	28.49	76.94
	8						85.75	88.98	89.78	80.11	93.82	51.34	93.28	91.40	87.10	—	76.16
	9						59.72	96.39	91.94	77.50	87.22	84.44	92.22	94.17	95.56	45.28	82.44
	10						95.97	89.78	88.98	90.32	96.24	95.16	95.43	91.67	97.58	100	94.11
	11						98.61	96.67	96.94	99.72	87.78	96.67	97.78	99.17	96.94	100	97.03
	12						99.46	94.62	98.66	98.92	96.24	75.81	97.04	94.89	97.58	100	95.32
季別	冬						23.52	84.80	49.54	50.93	77.41	75.09	54.91	65.65	73.06	62.45	61.78
	春						54.17	93.21	67.84	55.80	66.39	5.53	71.83	81.70	56.25	45.02	59.77
	夏						91.85	89.04	90.85	89.76	93.84	17.30	94.11	92.39	92.12	39.04	79.03
	秋						84.89	94.23	92.58	89.19	90.48	92.12	95.15	94.96	96.70	81.96	91.23
年別	1～12						72.21	89.91	75.64	71.51	81.80	45.58	80.89	83.56	79.75	57.24	73.80

Ⅰ－33. 中城湾　測得率一覧表

単位：%

項目	観測年	'70	'71	'72	'73	'74	'75	'76	'77	'78	'79	'80	'81	'82	'83	'84	平均
月別	1					99.19	92.20	100	79.57	100	—	65.32	100	100	100	100	85.12
	2					98.81	59.23	89.37	100	5.36	—	99.14	100	100	100	100	77.63
	3					87.63	74.73	100	100	72.31	—	100	100	99.19	78.76	99.73	82.94
	4					90.56	100	96.11	100	100	—	99.17	99.72	100	74.44	100	87.27
	5					10.75	99.73	85.48	100	43.82	18.28	100	98.92	100	99.73	100	77.88
	6					34.72	100	80.00	100	9.72	82.78	88.89	96.67	100	100	99.72	81.14
	7					89.78	100	98.66	99.46	73.92	49.73	76.88	84.95	100	100	100	88.49
	8					85.22	78.49	95.70	100	97.85	69.62	20.97	66.13	90.05	99.73	98.39	82.01
	9					70.56	92.50	92.50	4.72	100	—	14.17	55.56	99.72	96.11	100	65.98
	10					84.95	97.58	99.73	59.41	6.45	—	95.97	97.85	100	100	97.04	76.27
	11				5.00	70.56	100	96.67	100	—	—	98.06	99.72	100	100	98.61	72.38
	12				98.12	63.98	99.19	100	100	—	—	100	100	100	100	99.73	80.09
季別	冬					98.70	72.22	96.34	92.96	70.56	—	53.85	100	100	100	100	80.43
	春					62.68	91.39	93.84	100	71.74	6.16	99.73	99.55	99.73	84.42	99.91	82.65
	夏					70.29	92.75	91.58	99.82	61.05	67.21	61.96	82.43	96.65	99.91	99.37	83.91
	秋				1.65	75.46	96.70	96.34	54.76	35.16	—	69.69	84.52	99.91	98.72	98.53	67.62
年別	1～12				8.74	73.77	91.32	94.58	86.94	51.14	18.49	79.83	91.60	99.06	95.73	99.43	74.23

Ⅰ－34. 那覇港　測得率一覧表

単位：%

項目	観測年	'70	'71	'72	'73	'74	'75	'76	'77	'78	'79	'80	'81	'82	'83	'84	平均
月別	1					87.63	33.06	70.70	92.47	100	98.92	100	100	100	96.24	100	89.00
	2					99.40	100	74.43	100	100	99.70	100	100	100	98.81	90.52	96.54
	3					79.57	98.92	50.27	98.66	100	90.86	98.66	100	99.19	100	99.73	92.35
	4					30.56	100	—	44.72	100	92.22	99.44	100	100	99.72	100	78.79
	5					24.19	91.94	—	85.48	54.03	97.58	100	100	100	100	100	77.57
	6					63.06	99.44	—	99.44	—	95.00	100	100	100	99.72	100	77.88
	7				61.02	70.43	98.92	—	98.12	—	97.04	99.73	100	100	99.73	100	77.08
	8				99.19	98.66	84.14	—	98.66	—	95.70	98.39	97.58	100	100	100	81.03
	9				44.72	93.61	90.56	—	99.17	14.17	96.11	99.17	100	98.33	95.28	100	77.59
	10				89.78	91.40	78.49	47.85	96.24	99.46	95.43	97.04	97.31	98.66	100	100	90.97
	11				84.72	100	77.50	98.89	92.50	100	98.89	99.72	100	100	100	100	96.02
	12				79.30	90.86	95.16	99.73	61.83	99.19	98.66	100	100	97.58	100	100	93.53
季別	冬					88.43	73.80	80.22	97.31	86.85	99.26	99.54	100	100	97.50	96.98	92.72
	春					44.93	96.92	16.94	76.63	84.51	93.57	99.37	100	99.73	99.91	99.91	82.95
	夏				53.99	77.54	94.11	—	98.73	—	95.92	99.37	99.18	100	99.82	100	76.55
	秋				73.26	94.96	82.14	48.90	95.97	71.52	96.79	98.63	99.08	98.99	98.44	100	88.22
年別	1～12				38.61	77.33	87.19	36.75	88.90	63.72	96.32	99.34	99.57	99.47	99.13	99.23	82.13

参考資料－II

港別長期欠測一覧表

Ⅱ－1. 酒田港　長期欠測一覧表

欠　測　期　間	欠　測　理　由　及　び　原　因
'70－ 5－20－10H～'70－ 5－28－18H	さん孔器故障
71－ 1－ 4－ 4 ～71－ 1－13－10	波高計空気圧不足波形異状
71－ 1－18－10 ～71－ 4－30－10	波高計入替
71－ 9－28－16 ～71－10－ 6－16	波高計故障
71－12－10－16 ～71－12－19－20	〃
72－ 1－10－10 ～72－ 1－20－10	〃
72－12－ 1－14 ～72－12－11－14	〃
73－ 2－ 9－ 8 ～73－ 4－ 1－ 8	波高計及びディジタル記録計故障
73－ 7－19－ 4 ～73－ 7－30－16	波高計及びディジタル記録計故障
73－ 8－ 4－16 ～73－ 8－17－12	原因不明
73－ 8－22－ 4 ～73－ 8－31－16	〃
76－11－25－12 ～76－12－ 2－12	記録計故障
79－ 3－ 3－10 ～79－ 5－12－10	ケーブル断線
80－ 1－31－20 ～80－ 6－26－10	〃
81－ 8－ 1－10 ～81－ 8－19－16	DMT 記録装置導入
81－10－18－12 ～81－11－26－16	ケーブル断線
82－ 8－10－18 ～82－10－16－ 8	〃
84－ 6－28－12 ～84－ 7－14－ 8	〃

Ⅱ－2. 弾崎　長期欠測一覧表

欠　測　期　間	欠　測　理　由　及　び　原　因
'81－11－11－ 4H～'82－ 3－15－14H	落雷による送受波器の故障
82－10－12－14 ～82－10－23－12	波高計本体収録装置修理調整
82－11－24－ 8 ～82－12－ 1－16	IC 劣化

Ⅱ－3. 阿賀沖　長期欠測一覧表

欠　測　期　間	欠　測　理　由　及　び　原　因
'81－ 1－24－14H～'81－ 2－21－22H	データ不良
81－ 2－28－24 ～81－ 3－12－10	〃
81－ 4－24－14 ～81－ 5－ 8－22	〃
81－ 7－ 1－10 ～81－ 7－23－16	〃
81－ 9－ 9－20 ～81－ 9－24－12	〃
81－10－ 7－10 ～81－10－15－ 8	〃
81－11－16－10 ～81－11－24－16	〃
81－11－24－20 ～81－12－ 6－24	〃

Ⅱ－4. 輪島港　長期欠測一覧表

欠　測　期　間	欠　測　理　由　及　び　原　因
な　し	

Ⅱ－5. 金沢港　長期欠測一覧表

欠　測　期　間	欠　測　理　由　及　び　原　因
'70－ 5－20－24H～'70－ 6－ 2－10H	さん孔器ベルト切れ
70－ 6－15－10 ～70－ 7－23－16	さん孔器故障
70－10－28－ 8 ～70－11－ 4－12	さん孔器故障
71－ 5－24－10 ～71－11－12－14	波高計移設
72－ 4－ 3－ 8 ～72－10－12－14	ケーブル断線
73－ 6－20－16 ～73－ 7－31－14	記録計故障
74－ 1－23－ 6 ～74－10－ 5－12	データ不良及びケーブル断線
77－ 5－16－22 ～77－ 5－31－24	波高計受感部故障及びテープセットミス
78－ 8－14－ 6 ～78－ 9－30－18	ケーブル異状
78－12－ 1－ 6 ～78－12－28－ 8	ケーブル異状
79－ 4－ 2－20 ～79－ 4－21－14	記録異状
79－11－27－18 ～79－12－18－16	ケーブル断線
80－ 1－14－ 4 ～80－ 1－23－16	データ不良
80－ 5－23－16 ～80－ 6－13－ 8	ケーブル断線
80－ 7－24－ 4 ～80－ 8－ 9－ 8	データ不良
80－10－29－12 ～80－11－17－10	ケーブル断線
81－ 5－14－18 ～81－ 5－23－10	ケーブル断線
81－10－19－14 ～81－11－ 2－10	制御部故障
82－11－27－10 ～82－12－ 4－10	本体プリント板の接触不良

Ⅱ－6. 福井港　長期欠測一覧表

欠　測　期　間	欠　測　理　由　及　び　原　因
'81－ 2－14－ 8H～'81－ 3－31－14H	機器故障
82－ 2－16－10 ～82－ 2－23－16	原因不明
83－ 3－31－18 ～83－ 4－14－14	DMT 記録装置故障
83－11－12－20 ～83－11－27－10	落雷による機器不良
83－12－10－10 ～84－ 3－ 8－18	落雷による有線テレメータ送量部ＩＣ焼損

Ⅱ－7. 深浦港　長期欠測一覧表

欠　測　期　間	欠　測　理　由　及　び　原　因
'80－ 8－26－12H～'80－ 9－ 2－14H	データ取得ミス
81－10－14－ 4 ～81－10－22－14	機器（トランジスタ）故障
81－10－23－ 2 ～82－ 7－ 1－14	送受波器（架台）過傾斜による異状記録
84－10－27－18 ～84－11－13－14	回線ケーブル断線

Ⅱ－8. むつ小川原港　長期欠測一覧表

欠　測　期　間	欠　測　理　由　及　び　原　因
'75－ 4－ 5－ 8H～'75－ 4－16－16H	記録計故障
82－10－23－18 ～82－11－19－12	電源部故障

Ⅱ－9. 八戸港　長期欠測一覧表

欠　測　期　間	欠　測　理　由　及　び　原　因
'71－ 7－ 8－20H～'71－ 7－23－18H	さん孔器故障
71－ 8－20－20 ～71－ 9－ 1－18	〃
71－11－ 8－ 4 ～71－11－17－16	〃
71－12－20－10 ～71－12－30－18	テスト運転期間
73－ 3－ 1－12 ～73－ 3－14－16	データ不良及びさん孔器不良
75－ 1－ 2－18 ～75－ 1－27－16	さん孔器故障
78－12－ 3－10 ～79－ 6－12－14	データ不良及びセンサー不良
84－ 2－17－12 ～84－ 3－ 3－12	波高計ケーブル絶縁不良
84－10－12－22 ～84－11－ 7－12	ケーブル断線

Ⅱ－10. 宮古港　長期欠測一覧表

欠　測　期　間	欠　測　理　由　及　び　原　因
'82－ 6－21－ 6H～'82－ 8－ 6－14H	ケーブル断線

Ⅱ－11. 釜石港　長期欠測一覧表

欠　測　期　間	欠　測　理　由　及　び　原　因
'78－ 9－14－ 6H～'78－ 9－21－14H	DMT 記録装置の動作不良
78－10－16－12 ～78－10－27－14	〃
79－ 3－30－12 ～79－ 4－ 7－ 6	〃
79－ 6－26－24 ～79－ 7－10－16	〃
79－ 8－18－18 ～79－ 9－ 8－18	〃
80－ 3－14－12 ～80－ 4－ 5－14	DMT 記録装置の移設工事
80－12－24－ 4 ～81－ 8－ 1－10	高波によるケーブル断線
83－ 2－19－10 ～83－ 6－ 1－10	高波によるケーブル断線及び波高計送受波器新替
83－ 7－28－ 4 ～83－ 8－10－10	落雷による電源部故障

Ⅱ－12. 仙台新港　長期欠測一覧表

欠　測　期　間	欠　測　理　由　及　び　原　因
'79－10－19－16H～'79－12－ 1－16H	台風第20号によるケーブル陸上部断線
80－ 3－18－14 ～80－ 5－11－16	データ不良及びノイズ多発のため観測停止
80－10－ 5－ 4 ～80－11－ 7－ 8	ケーブル異状
81－ 8－23－ 8 ～81－10－13－16	台風第15号によるケーブル断線
83－ 9－ 9－22 ～83－ 9－17－16	落雷による電源装置故障

Ⅱ－13. 小名浜港　長期欠測一覧表

欠　測　期　間	欠　測　理　由　及　び　原　因
'80－12－ 8－18H～'81－ 4－19－10H	ケーブル断線
81－ 8－23－20 ～81－ 9－17－18	ケーブル不良

欠　測　期　間	欠　測　理　由　及　び　原　因
'81－10－23－ 8H～'81－12－12－14H	ケーブルジョイントボックス内浸水
82－ 6－18－16 ～82－12－27－16	タイマー故障及びケーブル断線
83－12－ 1－14 ～84－ 1－ 9－16	無線テレメータ装置故障
84－ 9－22－16 ～84－10－25－16	波高計故障

Ⅱ－14. 阿字ヶ浦　長期欠測一覧表

欠　測　期　間	欠　測　理　由　及　び　原　因
'83－ 3－24－ 4H～'83－ 4－15－10H	本体故障
83－ 9－ 7－18 ～83－10－ 6－14	誘導雷による本体回路部品の焼損

Ⅱ－15. 鹿島港　長期欠測一覧表

欠　測　期　間	欠　測　理　由　及　び　原　因
'73－ 1－10－10H～'73－ 1－21－14H	受感部交換
73－ 6－20－10 ～73－ 7－18－16	ケーブル断線
73－ 8－ 4－14 ～73－ 8－14－14	データ不良・ケーブル断線及びパーフォレータ故障による修理
74－11－30－16 ～74－12－24－14	ケーブル断線
75－ 2－21－20 ～75－ 4－ 1－16	アンテナ破損
76－ 5－17－18 ～76－ 6－ 1－14	落　雷
76－10－26－18 ～76－11－17－ 6	ケーブル不良
77－ 3－ 1－10 ～77－ 4－23－16	センサー部故障
77－11－28－12 ～78－ 3－ 3－18	ケーブル断線
79－ 6－23－18 ～79－ 7－ 4－18	センサーケーブル接続不良
79－ 8－16－ 8 ～79－ 9－ 5－18	センサーケーブル接続不良
79－11－25－14 ～79－12－ 6－18	ケーブル断線
80－ 5－26－12 ～80－ 6－ 5－20	センサー故障
82－ 5－14－ 6 ～84－ 3－28－14	送受波器部損傷及びケーブル断線
84－12－22－22 ～84－12－31－24	センサー故障

Ⅱ－16. 浜金谷　長期欠測一覧表

欠　測　期　間	欠　測　理　由　及　び　原　因
'72－10－19－14H～'72－10－26－14H	データ不良（ディジタル機械感度不明）
72－11－16－12 ～ 72－11－25－10	スイッチ入れ忘れ及びデータ不良
73－ 1－27－20 ～ 73－ 4－11－ 8	データ不良（ディジタル感度不明）
73－ 7－30－16 ～ 73－ 8－18－12	波高計故障
74－ 9－ 8－10 ～ 74－ 9－28－ 8	テレメータ装置及びディジタル記録計故障
75－ 3－30－12 ～ 75－ 4－ 9－14	時計故障
75－ 5－ 6－ 4 ～ 75－ 6－ 9－14	波高計故障
76－10－23－ 6 ～ 76－11－ 2－ 2	電源装置故障
81－ 4－17－ 2 ～ 81－ 4－29－14	ケーブル断線
84－ 8－25－12 ～ 84－ 9－21－16	ケーブル断線

Ⅱ－17. 波浮港　長期欠測一覧表

欠　測　期　間	欠　測　理　由　及　び　原　因
'73－11－19－ 8H～'73－11－26－16H	有線テレメータ専用回線故障
74－ 3－30－14 ～ 74－ 7－19－16	ケーブル断線
76－ 7－30－16 ～ 76－ 8－21－ 8	テレメータ故障
78－10－21－16 ～ 78－11－ 1－16	テレメータ故障
80－ 2－14－22 ～ 80－ 8－16－ 6	投錨によるケーブル断線
83－10－ 2－20 ～ 84－ 1－23－12	送受波器内部の回路部品劣化不良
84－11－ 7－ 8 ～ 84－12－31－24	ケーブル断線

Ⅱ－18. 潮岬　長期欠測一覧表

欠　測　期　間	欠　測　理　由　及　び　原　因
'70－ 9－10－14H～'70－12－15－10H	さん孔器不良，その他
71－ 3－ 6－ 4 ～ 71－ 3－13－14	波高計交換
71－ 7－24－ 8 ～ 71－ 9－20－16	落雷により故障
71－ 9－23－14 ～ 71－10－ 1－14	〃〃
71－12－12－20 ～ 72－ 1－20－18	〃〃
72－ 5－ 6－ 4 ～ 72－ 6－30－16	波高計故障
72－ 8－29－12 ～ 72－ 9－ 6－10	さん孔器故障
72－ 9－ 9－12 ～ 72－ 9－22－14	〃
73－ 8－21－ 2 ～ 73－ 8－28－ 8	〃
74－ 1－13－20 ～ 74－ 1－24－ 8	〃
75－ 8－10－12 ～ 75－ 8－21－16	記録器故障
75－ 8－25－ 6 ～ 75－ 9－ 9－ 8	テープ規格ちがい
79－ 2－17－20 ～ 79－ 3－14－14	ケーブル断線
79－ 9－30－22 ～ 79－12－11－16	波高計故障
80－ 7－25－ 2 ～ 80－ 9－26－12	機械故障
81－ 7－ 1－ 2 ～ 81－ 7－15－24	波高計故障
83－ 4－ 4－ 6 ～ 83－ 4－12－12	波高計交換

Ⅱ－19. 高知沖　長期欠測一覧表

欠　測　期　間	欠　測　理　由　及　び　原　因
'81－ 2－ 3－ 8H～'81－ 5－12－ 8H	ブイ及び搭載機器メンテナンス
82－12－25－12 ～ 83－ 3－12－10	〃
84－12－18－10 ～ 84－12－31－24	〃

Ⅱ－20. 鳥取港　長期欠測一覧表

欠　測　期　間	欠　測　理　由　及　び　原　因
'80－ 1－ 7－20H～'80－ 3－15－14H	落雷による故障
83－ 4－24－18 ～ 83－ 5－28－18	送受波器及び本体プリント板等焼損

Ⅱ－21. 浜田港　長期欠測一覧表

欠　測　期　間	欠　測　理　由　及　び　原　因
'74－ 4－25－18H～'74－ 5－ 6－12H	無線テレメータ故障
75－ 3－24－12 ～75－ 3－31－16	さん孔器故障
78－ 7－13－16 ～78－ 7－25－10	無線テレメータ装置故障
78－10－18－12 ～78－11－ 8－16	〃
79－ 2－ 7－12 ～79－ 3－26－ 8	無線テレメータ及び電源安定器の故障
79－ 7－12－ 4 ～79－ 9－14－16	記録異状（直線）
79－12－ 1－ 8 ～80－ 2－12－18	センサ故障
80－ 2－19－12 ～80－ 3－14－10	無線テレメータ及びプリント板接触不良
80－ 7－18－14 ～80－ 7－30－ 8	データ不良
80－ 8－12－16 ～80－11－22－12	太陽電池及びバッテリー故障
80－11－26－ 8 ～80－12－ 8－16	記録異状（直線）
81－ 4－ 1－ 2 ～81－10－17－10	観測局電源設備の故障
82－ 5－15－20 ～83－ 2－10－18	送受波器本体等電源装置及び無線テレメータ装置新替
83－ 3－17－22 ～83－ 3－28－ 8	有線テレメータ故障
83－10－29－ 4 ～83－11－ 5－14	DMT 記録装置の故障
84－ 4－17－20 ～84－ 5－18－14	有線テレメータ回線ヒューズ熔断

Ⅱ－22. 神戸港　長期欠測一覧表

欠　測　期　間	欠　測　理　由　及　び　原　因
'71－ 6－13－12H～'71－ 6－23－10H	担当者不在
71－ 7－21－18 ～71－ 7－29－14	観測塔の電源部故障
71－11－29－22 ～72－ 1－ 8－10	電源部及びテープ交換遅れ
72－ 5－ 3－ 6 ～72－ 7－ 3－14	記録計故障
72－ 7－31－ 2 ～72－ 8－ 7－12	データ不良及び記録計故障
72－ 8－21－22 ～72－ 9－21－16	データ不良及びケーブル取替え
72－10－ 1－12 ～72－12－22－16	データ不良及び記録計修理
72－12－28－12 ～73－ 1－ 8－10	テープ交換遅れ
73－ 3－16－18 ～73－ 5－ 7－12	データ不良及び機械故障
73－ 7－18－22 ～74－ 9－30－ 8	〃　〃
74－12－31－12 ～75－ 1－ 8－16	テープ切れ及びディジタル記録計故障
75－ 9－19－ 8 ～75－ 9－27－16	テレメータ装置故障
79－ 6－17－18 ～79－ 7－ 5－16	〃
80－ 2－10－12 ～80－ 3－ 3－12	伝送回路故障によるデータ不良及びメンテナンス
80－10－27－12 ～80－11－ 6－ 6	演算装置取り替え調整工事
81－ 1－14－14 ～81－ 2－14－18	定期点検
82－ 1－15－12 ～82－ 3－16－ 8	送受波器損壊及びケーブル断線
84－10－ 2－ 4 ～84－11－28－16	ケーブル断線

Ⅱ－23. 油津港　長期欠測一覧表

欠　測　期　間	欠　測　理　由　及　び　原　因
'75－ 6－28 22H～'75－ 7－25－12H	監視局移設及び送量装置故障
76－ 1－22－ 2 ～ 76－ 8－20－12	ケーブル断線
80－ 9－11－ 4 ～ 80－10－17－16	センサー故障
82－ 8－26－12 ～ 82－10－13－14	台風により送受波器部損壊
83－ 8－14－22 ～ 84－12－31－24	台風第5号によるケーブル断線

Ⅱ－24. 志布志湾　長期欠測一覧表

欠　測　期　間	欠　測　理　由　及　び　原　因
'80－ 4－23－18H～'80－ 5－12－12H	無線テレメータ故障
80－11－13－10 ～ 80－11－22－14	〃

Ⅱ－25. 名瀬港　長期欠測一覧表

欠　測　期　間	欠　測　理　由　及　び　原　因
'82－ 7－19－18H～'82－ 8－20－18H	落雷により有線テレメータ故障

Ⅱ－26. 伊王島（SGW, USW）　長期欠測一覧表

欠　測　期　間	欠　測　理　由　及　び　原　因
'75－ 5－14－16H～'75－ 5－29－16H	さん孔器故障
75－ 6－ 2－10 ～ 75－ 6－14－18	紙テープ交換ミス
75－10－14－ 8 ～ 76－ 1－ 4－ 4	制御部故障
76－ 1－12－24 ～ 76－ 2－23－16	さん孔器故障
79－ 8－11－18 ～ 80－ 3－ 7－18	ケーブル断線
81－ 6－30－ 4 ～ 82－11－29－14	落雷による機器焼損。測定地点変更
83－ 7－ 5－10 ～ 83－11－28－16	送受波器内部絶縁不良
84－10－23－22 ～ 84－11－ 1－12	制御装置故障

Ⅱ－27. 藍島　長期欠測一覧表

欠　測　期　間	欠　測　理　由　及　び　変　更
'75－ 7－27－ 4H～'75－ 9－16－12H	ケーブル断線及び調整
78－ 2－ 1－ 8 ～ 78－ 6－17－14	ケーブル断線
80－ 2－19－ 2 ～ 80－ 3－15－14	観測中止
80－10－26－12 ～ 80－11－11－16	ケーブル異状
81－11－ 4－14 ～ 81－11－14－10	装置新替及び有線テレメータ工事
82－11－15－ 6 ～ 82－12－ 1－10	観測局建屋新築移設

Ⅱ－28. 釧路港　長期欠測一覧表

欠　測　期　間	欠　測　理　由　及　び　原　因
'71－ 5－21－24H～'71－ 6－ 9－14H	ケーブル断線
72－ 2－28－12 ～ 72－ 7－ 1－ 2	高潮による観測室流失。機器撤去
72－ 9－ 1－ 2 ～ 72－11－ 1－10	原因不明
73－12－31－24 ～ 76－ 6－16－14	ケーブル断線
76－ 7－14－16 ～ 76－ 7－22－12	送受波器故障
76－ 7－26－12 ～ 76－ 8－ 3－16	〃
76－ 9－24－20 ～ 76－12－18－14	ケーブル断線
76－12－26－18 ～ 77－ 1－13－ 8	送受波器故障
77－ 6－17－10 ～ 79－10－19－14	ケーブル断線及び送受波器故障
79－10－20－20 ～ 79－12－14－ 8	送受波器故障
80－ 8－28－ 8 ～ 80－ 9－30－14	ケーブル断線
81－ 2－11－14 ～ 81－ 3－13－ 8	送受波器故障
82－ 1－18－18 ～ 82－ 1－30－12	ケーブル断線
82－10－25－ 2 ～ 83－ 3－23－18	落雷による送受波器故障及びケーブル断線

Ⅱ－29. 苫小牧港　長期欠測一覧表

欠　測　期　間	欠　測　理　由　及　び　原　因
'77－10－ 3－14H～'77－10－18－ 8H	SRW の電極修理及び電算機故障
78－ 3－10－10 ～ 78－ 3－17－14	SRW の電算機故障
78－ 8－21－ 2 ～ 78－ 8－31－ 8	USW 本体の改造
78－ 9－ 2－10 ～ 78－ 9－19－14	USW の電圧調整工事

Ⅱ－30. 瀬棚港　長期欠測一覧表

欠　測　期　間	欠　測　理　由　及　び　原　因
'81－ 3－25－20H～'81－ 5－15－14H	落雷のため送受波器及び波高計本体制御部故障
81－ 6－27－24 ～ 81－ 9－ 9－16	送受波器の故障
82－ 7－14－12 ～ 82－10－31－24	〃

Ⅱ－31. 留萌港　長期欠測一覧表

欠　測　期　間	欠　測　理　由　及　び　原　因
'70－ 4－ 5－20H～'70－ 4－13－ 8H	原因不明
70－ 4－14－10 ～70－ 4－29－ 2	〃
70－ 6－ 1－ 2 ～70－ 6－30－24	ディジタル記録器故障
70－11－ 1－ 2 ～70－11－13－16	〃
72－ 8－24－ 8 ～72－ 9－ 1－12	〃
72－ 9－17－ 6 ～72－10－ 2－12	〃
72－12－23－ 2 ～72－12－31－24	〃
75－ 2－19－ 8 ～75－ 3－20－10	波高桿故障
75－ 3－28－ 6 ～75－ 4－15－14	波高桿故障及びケーブル異状

欠　測　期　間	欠　測　理　由　及　び　原　因
'75－ 4－22－14H～'75－ 4－30－14H	
75－ 4－30－18 ～ 75－ 5－27－14	
77－11－29－16 ～ 77－12－13－10	下段波高桿脱落によるケーブルの一部損傷

Ⅱ－32. 紋別港　長期欠測一覧表

欠　測　期　間	欠　測　理　由　及　び　原　因
'75－ 1－27－20H～'75－ 4－ 5－10H	流氷漂着により測定不能
75－ 9－ 9－ 8 ～ 75－ 9－18－14	原因不明
76－ 2－11－ 2 ～ 76－ 2－20－ 8	流氷漂着により測定不能
77－ 1－16－16 ～ 77－ 3－24－ 8	〃
78－ 1－26－12 ～ 78－ 3－31－24	〃
79－ 2－ 7－20 ～ 79－ 2－15－ 8	〃
79－ 3－ 1－18 ～ 79－ 3－ 9－12	〃
80－ 2－12－22 ～ 80－ 2－20－12	〃
80－ 3－11－14 ～ 80－ 8－ 4－10	流氷によるケーブル継線
80－ 8－ 8－16 ～ 80－ 8－19－12	原因不明
80－12－ 6－ 6 ～ 80－12－13－10	〃
81－ 1－30－ 2 ～ 81－ 3－17－ 8	流氷漂着により測定不能
82－ 1－30－ 6 ～ 82－ 3－10－16	〃
83－ 2－16－ 4 ～ 83－ 4－ 5－ 8	〃
84－ 1－28－ 4 ～ 84－ 4－17－ 8	〃
84－ 7－10－12 ～ 84－ 9－17－ 8	波高計移設

Ⅱ－33. 中城湾　長期欠測一覧表

欠　測　期　間	欠　測　理　由　及　び　原　因
'74－ 4－28－12H～'74－ 5－28－16H	落雷事故
74－ 6－14－16 ～ 74－ 6－22－14	ディジタル記録計故障
74－11－ 1－16 ～ 74－11－ 8－16	記録紙離脱
75－ 2－ 1－10 ～ 75－ 2－10－12	データ不良
77－ 9－ 2－14 ～ 77－10－13－14	送受波器故障
78－ 2－ 2－14 ～ 78－ 3－ 9－12	原因不明
78－ 5－14－16 ～ 78－ 6－13－14	落　雷
78－ 6－16－14 ～ 78－ 7－ 8－12	ケーブル異状
78－10－ 3－ 2 ～ 79－ 5－25－18	〃
79－ 6－26－ 2 ～ 79－ 7－16－12	センサー故障
79－ 8－22－18 ～ 80－ 1－11－18	ケーブル異状
80－ 8－10－12 ～ 80－ 9－26－18	データ不良
81－ 8－ 9－10 ～ 81－ 8－18－14	測定地点変更
83－ 3－25－12 ～ 83－ 4－ 8－12	センサー移設工事

Ⅱ－34. 那覇港　長期欠測一覧表

欠　測　期　間	欠　測　理　由　及　び　原　因
'73－ 9－14－10H～'73－ 9－30－20H	送受波器移設工事
74－ 4－18－20 ～74－ 5－23－16	データ不良及び記録計故障
74－12－31－24 ～75－ 1－21－14	ディジタル記録計故障
75－10－27－10 ～75－11－ 7－18	原因不明
76－ 3－17－ 2 ～76－10－ 1－ 8	ケーブル断線
76－10－ 4－18 ～76－10－16－12	ディジタル記録計故障，ケーブル切断及び観測小屋移設
77－ 4－14－20 ～77－ 5－ 5－10	送受波器故障
77－11－30－10 ～77－12－12－18	較正スイッチ故障
78－ 5－18－18 ～78－ 9－26－18	ケーブル断線

港湾技研資料 No.554

1986・6

編集兼発行人　運輸省港湾技術研究所

発　行　所　運輸省港湾技術研究所
横須賀市長瀬3丁目1番1号

印　刷　所　株式会社　東京プリント

Published by the Port and Harbour Research Institute
Nagase, Yokosuka, Japan.