

付表-B.6.51(a) 室津 f2周期帯領域における波高・波向階級別出現頻度統計（連続観測）

2012年 1月～2012年12月(年) 波向・波高階級別出現頻度表 (f2: 16.0～25.6秒) 観測地点: 室津

| 波高 | 波向 | NNE | NE | ENE | E | ESE | SE | SSE | S | SSW | SW | WSW | W | WNW | NW | NNW | N | 合計 | |
|---------|----|------------|------------|------------|------------|------------|------------|-------------|--------------|--------------|--------------|------------|------------|------------|------------|------------|------------|---------------|------------------|
| 801～ | | | | | | | | | | | | | | | | | | 0 (0.0) | |
| 751～800 | | | | | | | | | | | | | | | | | | 0 (0.0) | |
| 701～750 | | | | | | | | | | | | | | | | | | 0 (0.0) | |
| 651～700 | | | | | | | | | | | | | | | | | | 0 (0.0) | |
| 601～650 | | | | | | | | | | | | | | | | | | 0 (0.0) | |
| 551～600 | | | | | | | | | | | | | | | | | | 0 (0.0) | |
| 501～550 | | | | | | | | | | | | | | | | | | 0 (0.0) | |
| 451～500 | | | | | | | | | | | | | | | | | | 0 (0.0) | |
| 401～450 | | | | | | | | | | | | | | | | | | 0 (0.0) | |
| 351～400 | | | | | | | | | | | | | | | | | | 0 (0.0) | |
| 301～350 | | | | | | | | | | | | | | | | | | 0 (0.0) | |
| 251～300 | | | | | | | | | | 1 (0.0) | 1 (0.0) | | | | | | | 2 (0.0) | |
| 201～250 | | | | | | | | | | 1 (0.0) | | | | | | | | 1 (0.0) | |
| 176～200 | | | | | | | | | | 4 (0.0) | 2 (0.0) | | | | | | | 6 (0.0) | |
| 151～175 | | | | | | | | | | 15 (0.1) | 1 (0.0) | | | | | | | 16 (0.1) | |
| 126～150 | | | | | | | | | | 35 (0.2) | 4 (0.0) | | | | | | | 39 (0.2) | |
| 101～125 | | | | | | | | | | 120 (0.6) | 5 (0.0) | | | | | | | 125 (0.6) | |
| 76～100 | | | | | | | | | 2 (0.0) | 164 (0.8) | 24 (0.1) | | | | | | | 190 (0.9) | |
| 51～75 | | | | | | | | | 32 (0.2) | 199 (1.0) | 63 (0.3) | | | | | | | 294 (1.4) | |
| 26～50 | | | | | | | | 10 (0.0) | 164 (0.8) | 455 (2.2) | 131 (0.6) | | | | | | | 760 (3.7) | |
| 合計 | | 0 (0.0) | 0 (0.0) | 0 (0.0) | 0 (0.0) | 0 (0.0) | 0 (0.0) | 10 (0.0) | 198 (1.0) | 994 (4.8) | 231 (1.1) | 0 (0.0) | 0 (0.0) | 0 (0.0) | 0 (0.0) | 0 (0.0) | 0 (0.0) | 1433 (6.9) | |
| (連続観測) | | | | | | | | | | | | | | | | | | 波高が25cm以下の回数 | 19294 (93.1) |
| | | | | | | | | | | | | | | | | | | 合計 | 20727 (100.0) |

付表-B.6.51(b) 室津 f3周期帯領域における波高・波向階級別出現頻度統計（連続観測）

2012年 1月～2012年12月(年) 波向・波高階級別出現頻度表 (f3: 10.7～14.0秒) 観測地点: 室津

| 波高 | 波向 | NNE | NE | ENE | E | ESE | SE | SSE | S | SSW | SW | WSW | W | WNW | NW | NNW | N | 合計 | |
|---------|----|------------|------------|------------|------------|------------|------------|--------------|----------------|----------------|-------------|------------|------------|------------|------------|------------|------------|----------------|------------------|
| 801～ | | | | | | | | | | | | | | | | | | 0 (0.0) | |
| 751～800 | | | | | | | | | | | | | | | | | | 0 (0.0) | |
| 701～750 | | | | | | | | | | | | | | | | | | 0 (0.0) | |
| 651～700 | | | | | | | | | | | | | | | | | | 0 (0.0) | |
| 601～650 | | | | | | | | | | | | | | | | | | 0 (0.0) | |
| 551～600 | | | | | | | | | | | | | | | | | | 0 (0.0) | |
| 501～550 | | | | | | | | | | | | | | | | | | 0 (0.0) | |
| 451～500 | | | | | | | | | | | | | | | | | | 0 (0.0) | |
| 401～450 | | | | | | | | | | | | | | | | | | 0 (0.0) | |
| 351～400 | | | | | | | | | | | 2 (0.0) | | | | | | | 2 (0.0) | |
| 301～350 | | | | | | | | | | | 7 (0.0) | | | | | | | 7 (0.0) | |
| 251～300 | | | | | | | | | 2 (0.0) | 52 (0.3) | | | | | | | | 54 (0.3) | |
| 201～250 | | | | | | | | | 28 (0.1) | 151 (0.7) | 2 (0.0) | | | | | | | 181 (0.9) | |
| 176～200 | | | | | | | | | 30 (0.1) | 84 (0.4) | 3 (0.0) | | | | | | | 117 (0.6) | |
| 151～175 | | | | | | | | 1 (0.0) | 49 (0.2) | 85 (0.4) | 1 (0.0) | | | | | | | 136 (0.7) | |
| 126～150 | | | | | | | | 2 (0.0) | 104 (0.5) | 184 (0.9) | 1 (0.0) | | | | | | | 291 (1.4) | |
| 101～125 | | | | | | | | 5 (0.0) | 186 (0.9) | 323 (1.6) | 7 (0.0) | | | | | | | 521 (2.5) | |
| 76～100 | | | | | | | | 12 (0.1) | 282 (1.4) | 405 (2.0) | 10 (0.0) | | | | | | | 709 (3.4) | |
| 51～75 | | | | | | | | 42 (0.2) | 534 (2.6) | 449 (2.2) | 25 (0.1) | | | | | | | 1050 (5.1) | |
| 26～50 | | | | | | | 3 (0.0) | 453 (2.2) | 2391 (11.5) | 741 (3.6) | 36 (0.2) | 1 (0.0) | | | | | | 3625 (17.5) | |
| 合計 | | 0 (0.0) | 0 (0.0) | 0 (0.0) | 0 (0.0) | 0 (0.0) | 3 (0.0) | 515 (2.5) | 3606 (17.4) | 2483 (12.0) | 85 (0.4) | 1 (0.0) | 0 (0.0) | 0 (0.0) | 0 (0.0) | 0 (0.0) | 0 (0.0) | 6693 (32.3) | |
| (連続観測) | | | | | | | | | | | | | | | | | | 波高が25cm以下の回数 | 14034 (67.7) |
| | | | | | | | | | | | | | | | | | | 合計 | 20727 (100.0) |

付表-B.6.51(c) 室津 f4周期帯領域における波高・波向階級別出現頻度統計（連続観測）

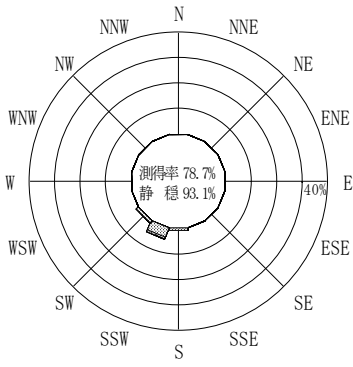
2012年 1月～2012年12月(年) 波向・波高階級別出現頻度表 (f4: 8.0～9.8秒) 観測地点: 室津

| 波高 波向 | NNE | NE | ENE | E | ESE | SE | SSE | S | SSW | SW | WSW | W | WNW | NW | NNW | N | 合計 | |
|---------|------------|------------|------------|------------|------------|------------|---------------|----------------|----------------|--------------|------------|------------|------------|------------|------------|------------|-----------------|------------------|
| 801～ | | | | | | | | | | | | | | | | | 0 (0.0) | |
| 751～800 | | | | | | | | | | | | | | | | | 0 (0.0) | |
| 701～750 | | | | | | | | | | | | | | | | | 0 (0.0) | |
| 651～700 | | | | | | | | | | | | | | | | | 0 (0.0) | |
| 601～650 | | | | | | | | | | | | | | | | | 0 (0.0) | |
| 551～600 | | | | | | | | | | | | | | | | | 0 (0.0) | |
| 501～550 | | | | | | | | | | | | | | | | | 0 (0.0) | |
| 451～500 | | | | | | | | | | | | | | | | | 0 (0.0) | |
| 401～450 | | | | | | | | | | | | | | | | | 0 (0.0) | |
| 351～400 | | | | | | | | 2 (0.0) | 1 (0.0) | | | | | | | | 3 (0.0) | |
| 301～350 | | | | | | | | 6 (0.0) | 9 (0.0) | | | | | | | | 15 (0.1) | |
| 251～300 | | | | | | | | 11 (0.1) | 22 (0.1) | | | | | | | | 33 (0.2) | |
| 201～250 | | | | | | | 1 (0.0) | 62 (0.3) | 83 (0.4) | 1 (0.0) | | | | | | | 147 (0.7) | |
| 176～200 | | | | | | | | 81 (0.4) | 80 (0.4) | | | | | | | | 161 (0.8) | |
| 151～175 | | | | | | | | 146 (0.7) | 108 (0.5) | | | | | | | | 254 (1.2) | |
| 126～150 | | | | | | | 4 (0.0) | 210 (1.0) | 164 (0.8) | 2 (0.0) | | | | | | | 380 (1.8) | |
| 101～125 | | | | | | | 15 (0.1) | 326 (1.6) | 201 (1.0) | 3 (0.0) | | | | | | | 545 (2.6) | |
| 76～100 | | | | | | | 70 (0.3) | 678 (3.3) | 244 (1.2) | 1 (0.0) | | | | | | | 993 (4.8) | |
| 51～75 | | | | | | | 135 (0.7) | 1428 (6.9) | 439 (2.1) | 3 (0.0) | | | | | | | 2005 (9.7) | |
| 26～50 | | | | | | 5 (0.0) | 803 (3.9) | 3883 (18.7) | 1144 (5.5) | 100 (0.5) | 2 (0.0) | | | | | | 5937 (28.6) | |
| 合計 | 0 (0.0) | 0 (0.0) | 0 (0.0) | 0 (0.0) | 0 (0.0) | 5 (0.0) | 1028 (5.0) | 6833 (33.0) | 2495 (12.0) | 110 (0.5) | 2 (0.0) | 0 (0.0) | 0 (0.0) | 0 (0.0) | 0 (0.0) | 0 (0.0) | 10473 (50.5) | |
| (連続観測) | | | | | | | | | | | | | | | | | 波高が25cm以下の回数 | 10254 (49.5) |
| | | | | | | | | | | | | | | | | | 合計 | 20727 (100.0) |

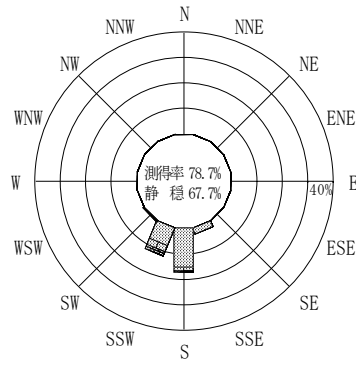
付表-B.6.51(d) 室津 f5周期帯領域における波高・波向階級別出現頻度統計（連続観測）

2012年 1月～2012年12月(年) 波向・波高階級別出現頻度表 (f5: 4.3～7.5秒) 観測地点: 室津

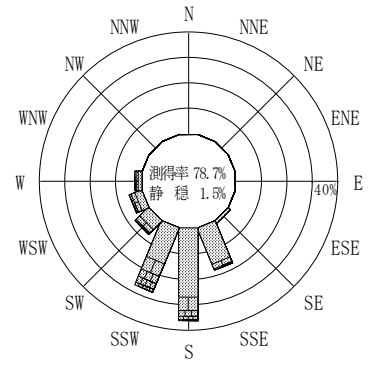
| 波高 波向 | NNE | NE | ENE | E | ESE | SE | SSE | S | SSW | SW | WSW | W | WNW | NW | NNW | N | 合計 | |
|---------|------------|------------|------------|------------|------------|-------------|----------------|----------------|----------------|---------------|---------------|--------------|-------------|------------|------------|------------|-----------------|------------------|
| 801～ | | | | | | | | | | | | | | | | | 0 (0.0) | |
| 751～800 | | | | | | | | | | | | | | | | | 0 (0.0) | |
| 701～750 | | | | | | | | | | | | | | | | | 0 (0.0) | |
| 651～700 | | | | | | | | | | | | | | | | | 0 (0.0) | |
| 601～650 | | | | | | | | | | | | | | | | | 0 (0.0) | |
| 551～600 | | | | | | | | | | | | | | | | | 0 (0.0) | |
| 501～550 | | | | | | | | | | | | | | | | | 0 (0.0) | |
| 451～500 | | | | | | | | | | | | | | | | | 0 (0.0) | |
| 401～450 | | | | | | | | | | | | | | | | | 0 (0.0) | |
| 351～400 | | | | | | | | | | | | | | | | | 0 (0.0) | |
| 301～350 | | | | | | | | | | | | | | | | | 0 (0.0) | |
| 251～300 | | | | | | | | 8 (0.0) | 17 (0.1) | 1 (0.0) | | | | | | | 26 (0.1) | |
| 201～250 | | | | | | | | 56 (0.3) | 127 (0.6) | 1 (0.0) | 23 (0.1) | | | | | | 207 (1.0) | |
| 176～200 | | | | | | | | 94 (0.5) | 72 (0.3) | 17 (0.1) | 58 (0.3) | 7 (0.0) | | | | | 248 (1.2) | |
| 151～175 | | | | | | | 2 (0.0) | 238 (1.1) | 121 (0.6) | 45 (0.2) | 102 (0.5) | 24 (0.1) | | | | | 532 (2.6) | |
| 126～150 | | | | | | | 12 (0.1) | 314 (1.5) | 180 (0.9) | 103 (0.5) | 163 (0.8) | 35 (0.2) | | | | | 807 (3.9) | |
| 101～125 | | | | | | | 88 (0.4) | 586 (2.8) | 260 (1.3) | 186 (0.9) | 208 (1.0) | 51 (0.2) | | | | | 1379 (6.7) | |
| 76～100 | | | | | | | 259 (1.2) | 1090 (5.3) | 439 (2.1) | 349 (1.7) | 223 (1.1) | 67 (0.3) | 2 (0.0) | | | | 2429 (11.7) | |
| 51～75 | | | | | | 4 (0.0) | 604 (2.9) | 1805 (8.7) | 692 (3.3) | 441 (2.1) | 197 (1.0) | 59 (0.3) | 4 (0.0) | | | | 3806 (18.4) | |
| 26～50 | | 2 (0.0) | 2 (0.0) | 6 (0.0) | 3 (0.0) | 83 (0.4) | 1194 (5.8) | 3451 (16.6) | 1580 (7.6) | 638 (3.1) | 248 (1.2) | 117 (0.6) | 28 (0.1) | 7 (0.0) | 1 (0.0) | 1 (0.0) | 7361 (35.5) | |
| 合計 | 0 (0.0) | 2 (0.0) | 2 (0.0) | 6 (0.0) | 3 (0.0) | 87 (0.4) | 2159 (10.4) | 7642 (36.9) | 3488 (16.8) | 1781 (8.6) | 1222 (5.9) | 360 (1.7) | 34 (0.2) | 7 (0.0) | 1 (0.0) | 1 (0.0) | 16795 (81.0) | |
| (連続観測) | | | | | | | | | | | | | | | | | 波高が25cm以下の回数 | 3932 (19.0) |
| | | | | | | | | | | | | | | | | | 合計 | 20727 (100.0) |



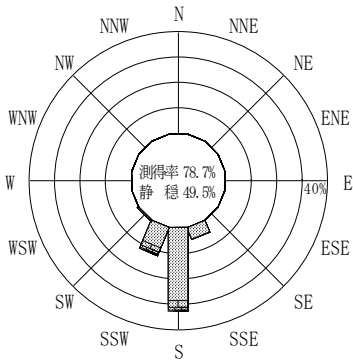
(f2 : 16.0~25.6秒)
2012年 1月~2012年12月



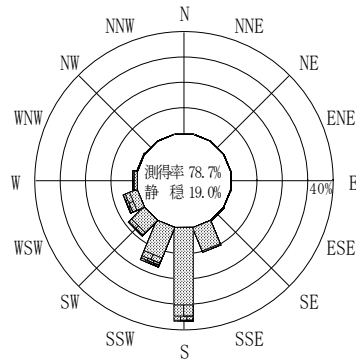
(f3 : 10.7~14.0秒)
2012年 1月~2012年12月



(全周期帯)
2012年 1月~2012年12月




(f4 : 8.0~9.8秒)
2012年 1月~2012年12月



(f5 : 4.3~7.5秒)
2012年 1月~2012年12月

室津



(連続観測)

付図-B.3.51 室津 波高・波向別出現頻度図 (連続観測, f2, f3, f4, f5, 全周期帯)