

付表-B.6.12(a) 輪島 f2周期帯領域における波高・波向階級別出現頻度統計（連続観測）

2012年 1月～2012年12月(年) 波向・波高階級別出現頻度表 (f2: 16.0～25.6秒) 観測地点: 輪島

| 波高 | 波向 | NNE | NE | ENE | E | ESE | SE | SSE | S | SSW | SW | WSW | W | WNW | NW | NNW | N | 合計 |
|---------|----|--------------|------------|------------|------------|------------|------------|------------|------------|------------|------------|------------|------------|-------------|--------------|-------------|--------------|------------------|
| 801～ | | | | | | | | | | | | | | | | | | 0 (0.0) |
| 751～800 | | | | | | | | | | | | | | | | | | 0 (0.0) |
| 701～750 | | | | | | | | | | | | | | | | | | 0 (0.0) |
| 651～700 | | | | | | | | | | | | | | | | | | 0 (0.0) |
| 601～650 | | | | | | | | | | | | | | | | | | 0 (0.0) |
| 551～600 | | | | | | | | | | | | | | | | | | 0 (0.0) |
| 501～550 | | | | | | | | | | | | | | | | | | 0 (0.0) |
| 451～500 | | | | | | | | | | | | | | | | | | 0 (0.0) |
| 401～450 | | | | | | | | | | | | | | | | | | 0 (0.0) |
| 351～400 | | | | | | | | | | | | | | | | | | 0 (0.0) |
| 301～350 | | | | | | | | | | | | | | | 2 (0.0) | | | 2 (0.0) |
| 251～300 | | | | | | | | | | | | | | | 3 (0.0) | | | 3 (0.0) |
| 201～250 | | | | | | | | | | | | | | | 3 (0.0) | | | 3 (0.0) |
| 176～200 | | | | | | | | | | | | | | | 3 (0.0) | 1 (0.0) | 1 (0.0) | 5 (0.0) |
| 151～175 | | | | | | | | | | | | | | | 5 (0.0) | 4 (0.0) | 5 (0.0) | 14 (0.1) |
| 126～150 | | 2 (0.0) | | | | | | | | | | | | | 3 (0.0) | 5 (0.0) | 10 (0.0) | 21 (0.1) |
| 101～125 | | 1 (0.0) | | | | | | | | | | | | | 3 (0.0) | 2 (0.0) | 4 (0.0) | 10 (0.0) |
| 76～100 | | 6 (0.0) | | | | | | | | | | | | | 1 (0.0) | 7 (0.0) | | 14 (0.1) |
| 51～75 | | 4 (0.0) | | | | | | | | | | | | | 1 (0.0) | 22 (0.1) | 9 (0.0) | 37 (0.2) |
| 26～50 | | 99 (0.5) | 2 (0.0) | | | | | | | | | | 4 (0.0) | 27 (0.1) | 89 (0.4) | 79 (0.4) | 77 (0.4) | 377 (1.8) |
| 合計 | | 112 (0.5) | 2 (0.0) | 0 (0.0) | 0 (0.0) | 0 (0.0) | 0 (0.0) | 0 (0.0) | 0 (0.0) | 0 (0.0) | 0 (0.0) | 0 (0.0) | 4 (0.0) | 32 (0.2) | 142 (0.7) | 96 (0.5) | 98 (0.5) | 486 (2.3) |
| (連続観測) | | | | | | | | | | | | | | | | | 波高が25cm以下の回数 | 20616 (97.7) |
| | | | | | | | | | | | | | | | | | 合計 | 21102 (100.0) |

付表-B.6.12(b) 輪島 f3周期帯領域における波高・波向階級別出現頻度統計（連続観測）

2012年 1月～2012年12月(年) 波向・波高階級別出現頻度表 (f3: 10.7～14.0秒) 観測地点: 輪島

| 波高 | 波向 | NNE | NE | ENE | E | ESE | SE | SSE | S | SSW | SW | WSW | W | WNW | NW | NNW | N | 合計 |
|---------|----|--------------|-------------|------------|------------|------------|------------|------------|------------|------------|------------|------------|--------------|--------------|---------------|---------------|---------------|------------------|
| 801～ | | | | | | | | | | | | | | | | | | 0 (0.0) |
| 751～800 | | | | | | | | | | | | | | | | | | 0 (0.0) |
| 701～750 | | | | | | | | | | | | | | | | | | 0 (0.0) |
| 651～700 | | | | | | | | | | | | | | | | | | 0 (0.0) |
| 601～650 | | | | | | | | | | | | | | | | | | 2 (0.0) |
| 551～600 | | | | | | | | | | | | | | | | | | 0 (0.0) |
| 501～550 | | | | | | | | | | | | | | | 5 (0.0) | | | 5 (0.0) |
| 451～500 | | | | | | | | | | | | | | | 4 (0.0) | 1 (0.0) | 1 (0.0) | 6 (0.0) |
| 401～450 | | | | | | | | | | | | | | | 1 (0.0) | 5 (0.0) | 4 (0.0) | 11 (0.1) |
| 351～400 | | | | | | | | | | | | | | | 5 (0.0) | 21 (0.1) | 18 (0.1) | 47 (0.2) |
| 301～350 | | | | | | | | | | | | | | | 7 (0.0) | 29 (0.1) | 27 (0.1) | 73 (0.3) |
| 251～300 | | | | | | | | | | | | | | | 19 (0.1) | 49 (0.2) | 50 (0.2) | 139 (0.7) |
| 201～250 | | 25 (0.1) | | | | | | | | | | | | | 34 (0.2) | 90 (0.4) | 80 (0.4) | 299 (1.4) |
| 176～200 | | 25 (0.1) | | | | | | | | | | | | | 20 (0.1) | 47 (0.2) | 51 (0.2) | 194 (0.9) |
| 151～175 | | 30 (0.1) | | | | | | | | | | | | | 22 (0.1) | 50 (0.2) | 73 (0.3) | 220 (1.0) |
| 126～150 | | 46 (0.2) | | | | | | | | | | | | | 4 (0.0) | 76 (0.4) | 110 (0.5) | 333 (1.6) |
| 101～125 | | 80 (0.4) | | | | | | | | | | | | | 5 (0.0) | 54 (0.3) | 137 (0.6) | 581 (2.8) |
| 76～100 | | 158 (0.7) | 1 (0.0) | | | | | | | | | | | | 14 (0.1) | 71 (0.3) | 201 (1.0) | 948 (4.5) |
| 51～75 | | 253 (1.2) | 1 (0.0) | | | | | | | | | | | | 29 (0.1) | 108 (0.5) | 218 (1.1) | 1072 (5.1) |
| 26～50 | | 349 (1.7) | 11 (0.1) | | | | | | | | | | | | 77 (0.4) | 226 (1.1) | 366 (2.1) | 2015 (9.5) |
| 合計 | | 966 (4.6) | 13 (0.1) | 0 (0.0) | 0 (0.0) | 0 (0.0) | 0 (0.0) | 0 (0.0) | 0 (0.0) | 0 (0.0) | 0 (0.0) | 0 (0.0) | 129 (0.6) | 591 (2.8) | 1300 (6.2) | 1498 (7.1) | 1448 (6.9) | 5945 (28.2) |
| (連続観測) | | | | | | | | | | | | | | | | | 波高が25cm以下の回数 | 15157 (71.8) |
| | | | | | | | | | | | | | | | | | 合計 | 21102 (100.0) |

付表-B.6.12(c) 輪島 f4周期帯領域における波高・波向階級別出現頻度統計（連続観測）

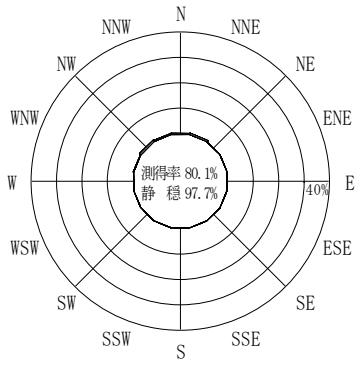
2012年 1月～2012年12月(年) 波向・波高階級別出現頻度表 (f4: 8.0～9.8秒) 観測地点: 輪島

| 波高 | 波向 | NNE | NE | ENE | E | ESE | SE | SSE | S | SSW | SW | WSW | W | WNW | NW | NNW | N | 合計 |
|---------|---------------|--------------|------------|------------|------------|------------|------------|------------|------------|------------|------------|-------------|--------------|---------------|----------------|----------------|----------------|------------------|
| 801～ | | | | | | | | | | | | | | | | | | 0 (0.0) |
| 751～800 | | | | | | | | | | | | | | | | | | 0 (0.0) |
| 701～750 | | | | | | | | | | | | | | | | | | 0 (0.0) |
| 651～700 | | | | | | | | | | | | | | | | | | 0 (0.0) |
| 601～650 | | | | | | | | | | | | | | | | | | 0 (0.0) |
| 551～600 | | | | | | | | | | | | | | | | | | 0 (0.0) |
| 501～550 | | | | | | | | | | | | | | | | | | 0 (0.0) |
| 451～500 | | | | | | | | | | | | | | | | | | 0 (0.0) |
| 401～450 | | | | | | | | | | | | | | | 1 (0.0) | | | 1 (0.0) |
| 351～400 | | | | | | | | | | | | | | 1 (0.0) | 5 (0.0) | 2 (0.0) | | 8 (0.0) |
| 301～350 | | | | | | | | | | | | | 2 (0.0) | 15 (0.1) | 28 (0.1) | 9 (0.0) | | 54 (0.3) |
| 251～300 | | | | | | | | | | | | | 8 (0.0) | 78 (0.4) | 137 (0.6) | 76 (0.4) | 1 (0.0) | 300 (1.4) |
| 201～250 | 5 (0.0) | | | | | | | | | | | | 15 (0.1) | 176 (0.8) | 356 (1.7) | 394 (1.9) | 18 (0.1) | 964 (4.6) |
| 176～200 | 19 (0.1) | | | | | | | | | | | | 18 (0.1) | 155 (0.7) | 219 (1.0) | 408 (1.9) | 48 (0.2) | 867 (4.1) |
| 151～175 | 24 (0.1) | | | | | | | | | | | | 22 (0.1) | 137 (0.6) | 211 (1.0) | 529 (2.5) | 113 (0.5) | 1036 (4.9) |
| 126～150 | 39 (0.2) | 1 (0.0) | | | | | | | | | | | 38 (0.2) | 134 (0.6) | 205 (1.0) | 576 (2.7) | 204 (1.0) | 1197 (5.7) |
| 101～125 | 127 (0.6) | 9 (0.0) | | | | | | | | | | 1 (0.0) | 85 (0.4) | 145 (0.7) | 241 (1.1) | 521 (2.5) | 306 (1.5) | 1435 (6.8) |
| 76～100 | 245 (1.2) | 8 (0.0) | 2 (0.0) | | | | | | | | | 1 (0.0) | 168 (0.8) | 156 (0.7) | 314 (1.5) | 311 (1.5) | 331 (1.6) | 1536 (7.3) |
| 51～75 | 328 (1.6) | 32 (0.2) | | | | | | | | | | 4 (0.0) | 202 (1.0) | 136 (0.6) | 241 (1.1) | 276 (1.3) | 423 (2.0) | 1642 (7.8) |
| 26～50 | 600 (2.8) | 63 (0.3) | 2 (0.0) | | | | | | | | | 52 (0.2) | 308 (1.5) | 191 (0.9) | 280 (1.3) | 379 (1.8) | 695 (3.3) | 2570 (12.2) |
| 合計 | 1387 (6.6) | 113 (0.5) | 4 (0.0) | 0 (0.0) | 0 (0.0) | 0 (0.0) | 0 (0.0) | 0 (0.0) | 0 (0.0) | 0 (0.0) | 0 (0.0) | 58 (0.3) | 866 (4.1) | 1324 (6.3) | 2238 (10.6) | 3481 (16.5) | 2139 (10.1) | 11610 (55.0) |
| (連続観測) | | | | | | | | | | | | | | | | | 波高が25cm以下の回数 | 9492 (45.0) |
| | | | | | | | | | | | | | | | | | 合計 | 21102 (100.0) |

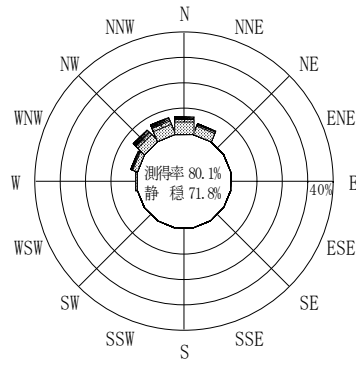
付表-B.6.12(d) 輪島 f5周期帯領域における波高・波向階級別出現頻度統計（連続観測）

2012年 1月～2012年12月(年) 波向・波高階級別出現頻度表 (f5: 6.1～7.5秒) 観測地点: 輪島

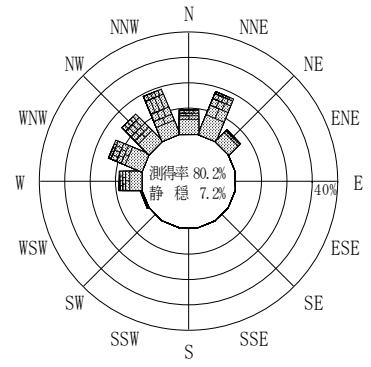
| 波高 | 波向 | NNE | NE | ENE | E | ESE | SE | SSE | S | SSW | SW | WSW | W | WNW | NW | NNW | N | 合計 |
|---------|---------------|--------------|-------------|------------|------------|------------|------------|------------|------------|-------------|--------------|---------------|---------------|----------------|----------------|----------------|-----------------|------------------|
| 801～ | | | | | | | | | | | | | | | | | | 0 (0.0) |
| 751～800 | | | | | | | | | | | | | | | | | | 0 (0.0) |
| 701～750 | | | | | | | | | | | | | | | | | | 0 (0.0) |
| 651～700 | | | | | | | | | | | | | | | | | | 0 (0.0) |
| 601～650 | | | | | | | | | | | | | | | | | | 0 (0.0) |
| 551～600 | | | | | | | | | | | | | | | | | | 0 (0.0) |
| 501～550 | | | | | | | | | | | | | | | | | | 0 (0.0) |
| 451～500 | | | | | | | | | | | | | | | | | | 0 (0.0) |
| 401～450 | | | | | | | | | | | | | | | | | | 0 (0.0) |
| 351～400 | | | | | | | | | | | | | | | | | | 0 (0.0) |
| 301～350 | | | | | | | | | | | | | | | | | | 0 (0.0) |
| 251～300 | | | | | | | | | | | | | | 1 (0.0) | 1 (0.0) | 5 (0.0) | | 7 (0.0) |
| 201～250 | 1 (0.0) | 4 (0.0) | | | | | | | | | | | 11 (0.1) | 157 (0.7) | 193 (0.9) | 71 (0.3) | 16 (0.1) | 453 (2.1) |
| 176～200 | | 5 (0.0) | | | | | | | | | | | 13 (0.1) | 171 (0.8) | 334 (1.6) | 206 (1.0) | 34 (0.2) | 763 (3.6) |
| 151～175 | 4 (0.0) | 11 (0.1) | | | | | | | | | | | 35 (0.2) | 269 (1.3) | 463 (2.2) | 437 (2.1) | 60 (0.3) | 1279 (6.1) |
| 126～150 | 40 (0.2) | 31 (0.1) | | | | | | | | | | | 77 (0.4) | 364 (1.7) | 660 (3.1) | 772 (3.7) | 102 (0.5) | 2046 (9.7) |
| 101～125 | 110 (0.5) | 35 (0.2) | | | | | | | | | | | 132 (0.6) | 305 (1.4) | 665 (3.2) | 981 (4.6) | 225 (1.1) | 2453 (11.6) |
| 76～100 | 243 (1.2) | 47 (0.2) | 2 (0.0) | | | | | | | 1 (0.0) | | | 12 (0.1) | 227 (1.1) | 408 (1.9) | 809 (3.8) | 536 (2.5) | 2545 (12.1) |
| 51～75 | 470 (2.2) | 89 (0.4) | 4 (0.0) | | | | | | | | | | 36 (0.2) | 319 (1.5) | 234 (1.1) | 385 (1.8) | 479 (2.3) | 2962 (14.0) |
| 26～50 | 642 (3.0) | 235 (1.1) | 45 (0.2) | 8 (0.0) | 1 (0.0) | 3 (0.0) | 1 (0.0) | 2 (0.0) | 3 (0.0) | 11 (0.1) | 129 (0.6) | 547 (2.6) | 344 (1.6) | 299 (1.4) | 274 (1.3) | 733 (3.5) | 3277 (15.5) | |
| 合計 | 1510 (7.2) | 457 (2.2) | 51 (0.2) | 8 (0.0) | 1 (0.0) | 3 (0.0) | 1 (0.0) | 2 (0.0) | 4 (0.0) | 11 (0.1) | 177 (0.8) | 1394 (6.6) | 2072 (9.8) | 3408 (16.2) | 4034 (19.1) | 2652 (12.6) | 15785 (74.8) | |
| (連続観測) | | | | | | | | | | | | | | | | | 波高が25cm以下の回数 | 5317 (25.2) |
| | | | | | | | | | | | | | | | | | 合計 | 21102 (100.0) |



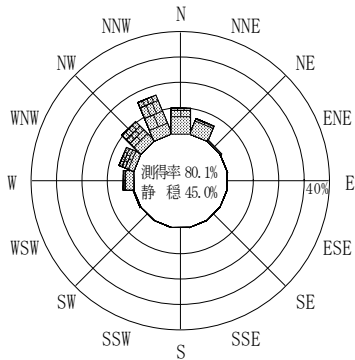
(f2 : 16.0~25.6秒)
2012年 1月~2012年12月



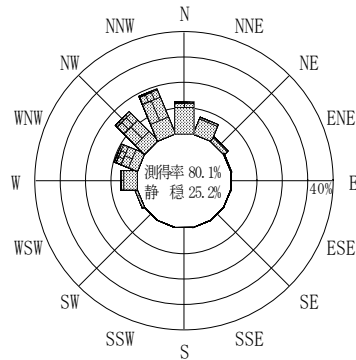
(f3 : 10.7~14.0秒)
2012年 1月~2012年12月



(全周期帯)
2012年 1月~2012年12月




(f4 : 8.0~9.8秒)
2012年 1月~2012年12月



(f5 : 6.1~7.5秒)
2012年 1月~2012年12月

輪島



(連続観測)

付図-B.3.12 輪島 波高・波向別出現頻度図 (連続観測, f2, f3, f4, f5, 全周期帯)