

付表-A.6.45(a) 清水 f2周期帯領域における波高・波向階級別出現頻度統計

2012年 1月～2012年12月(年) 波向・波高階級別出現頻度表 (f2: 16.0～25.6秒) 観測地点: 清水

| 波高 波向 | NNE | NE | ENE | E | ESE | SE | SSE | S | SSW | SW | WSW | W | WNW | NW | NNW | N | 合計 |
|--------------|-------------|-------------|-------------|-------------|-------------|--------------|--------------|-------------|-------------|-------------|-------------|-------------|-------------|-------------|-------------|-------------|-----------------|
| 801～ | | | | | | | | | | | | | | | | | 0 (0.0) |
| 751～800 | | | | | | | | | | | | | | | | | 0 (0.0) |
| 701～750 | | | | | | | | | | | | | | | | | 0 (0.0) |
| 651～700 | | | | | | | | | | | | | | | | | 0 (0.0) |
| 601～650 | | | | | | | | | | | | | | | | | 0 (0.0) |
| 551～600 | | | | | | | | | | | | | | | | | 0 (0.0) |
| 501～550 | | | | | | | | | | | | | | | | | 0 (0.0) |
| 451～500 | | | | | | | | | | | | | | | | | 0 (0.0) |
| 401～450 | | | | | | | | | | | | | | | | | 0 (0.0) |
| 351～400 | | | | | | | | | | | | | | | | | 0 (0.0) |
| 301～350 | | | | | | | | | | | | | | | | | 0 (0.0) |
| 251～300 | | | | | | | | | | | | | | | | | 0 (0.0) |
| 201～250 | | | | | | | | | | | | | | | | | 0 (0.0) |
| 176～200 | | | | | | | | | | | | | | | | | 2 (0.1) |
| 151～175 | | | | | | | | | | | | | | | | | 2 (0.1) |
| 126～150 | | | | | | | | | | | | | | | | | 0 (0.0) |
| 101～125 | | | | | | | | | | | | | | | | | 1 (0.0) |
| 76～100 | | | | | | | | | | | | | | | | | 4 (0.1) |
| 51～75 | | | | | | | | | | | | | | | | | 18 (0.5) |
| 26～50 | | | | | | | | | | | | | | | | | 78 (2.2) |
| 合計 | 0 (0.0) | 0 (0.0) | 0 (0.0) | 0 (0.0) | 1 (0.0) | 75 (2.1) | 28 (0.8) | 1 (0.0) | 0 (0.0) | 0 (0.0) | 0 (0.0) | 0 (0.0) | 0 (0.0) | 0 (0.0) | 0 (0.0) | 0 (0.0) | 105 (3.0) |
| 波高が25cm以下の回数 | | | | | | | | | | | | | | | | | 3438 (97.0) |
| 合計 | | | | | | | | | | | | | | | | | 3543 (100.0) |

付表-A.6.45(b) 清水 f3周期帯領域における波高・波向階級別出現頻度統計

2012年 1月～2012年12月(年) 波向・波高階級別出現頻度表 (f3: 10.7～14.0秒) 観測地点: 清水

| 波高 波向 | NNE | NE | ENE | E | ESE | SE | SSE | S | SSW | SW | WSW | W | WNW | NW | NNW | N | 合計 |
|--------------|-------------|-------------|-------------|-------------|-------------|---------------|----------------|--------------|-------------|-------------|-------------|-------------|-------------|-------------|-------------|-------------|-----------------|
| 801～ | | | | | | | | | | | | | | | | | 0 (0.0) |
| 751～800 | | | | | | | | | | | | | | | | | 0 (0.0) |
| 701～750 | | | | | | | | | | | | | | | | | 0 (0.0) |
| 651～700 | | | | | | | | | | | | | | | | | 0 (0.0) |
| 601～650 | | | | | | | | | | | | | | | | | 0 (0.0) |
| 551～600 | | | | | | | | | | | | | | | | | 0 (0.0) |
| 501～550 | | | | | | | | | | | | | | | | | 0 (0.0) |
| 451～500 | | | | | | | | | | | | | | | | | 0 (0.0) |
| 401～450 | | | | | | | | | | | | | | | | | 0 (0.0) |
| 351～400 | | | | | | | | | | | | | | | | | 0 (0.0) |
| 301～350 | | | | | | | | | | | | | | | | | 0 (0.0) |
| 251～300 | | | | | | | | | | | | | | | | | 1 (0.0) |
| 201～250 | | | | | | | | | | | | | | | | | 8 (0.2) |
| 176～200 | | | | | | | | | | | | | | | | | 3 (0.1) |
| 151～175 | | | | | | | | | | | | | | | | | 4 (0.1) |
| 126～150 | | | | | | | | | | | | | | | | | 7 (0.2) |
| 101～125 | | | | | | | | | | | | | | | | | 24 (0.7) |
| 76～100 | | | | | | | | | | | | | | | | | 88 (2.5) |
| 51～75 | | | | | | | | | | | | | | | | | 192 (5.4) |
| 26～50 | | | | | | | | | | | | | | | | | 360 (10.2) |
| 合計 | 0 (0.0) | 0 (0.0) | 0 (0.0) | 0 (0.0) | 3 (0.1) | 184 (5.2) | 489 (13.8) | 11 (0.3) | 0 (0.0) | 0 (0.0) | 0 (0.0) | 0 (0.0) | 0 (0.0) | 0 (0.0) | 0 (0.0) | 0 (0.0) | 687 (19.4) |
| 波高が25cm以下の回数 | | | | | | | | | | | | | | | | | 2856 (80.6) |
| 合計 | | | | | | | | | | | | | | | | | 3543 (100.0) |

付表-A.6.45(c) 清水 f4周期帯領域における波高・波向階級別出現頻度統計

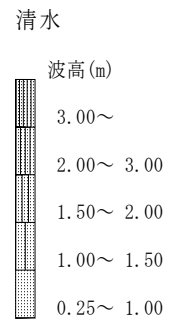
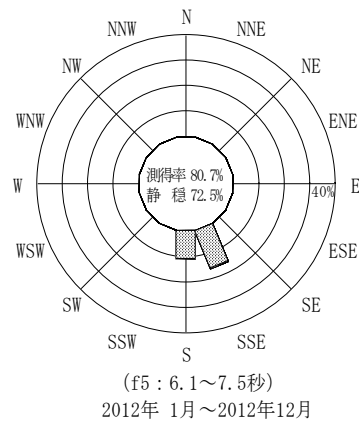
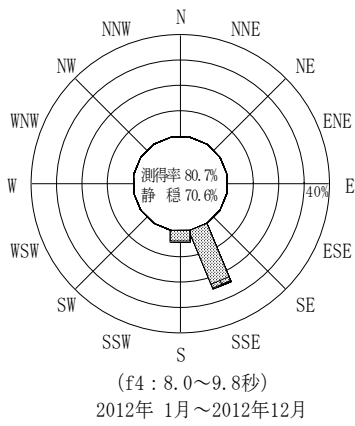
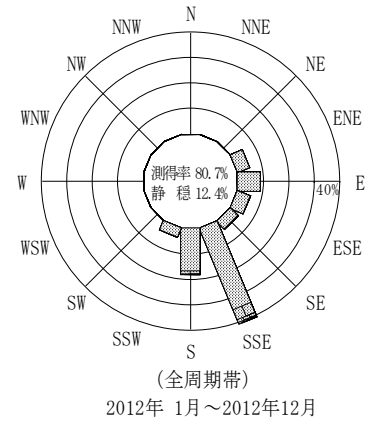
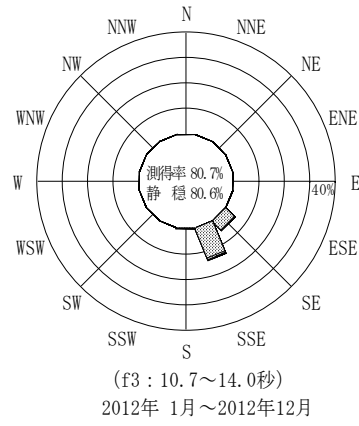
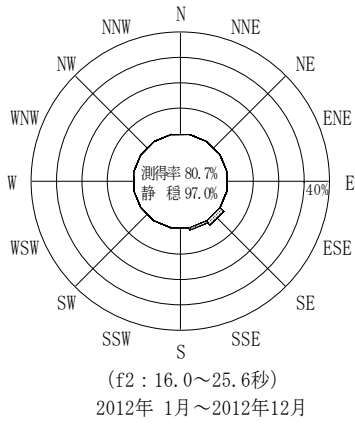
2012年 1月～2012年12月(年) 波向・波高階級別出現頻度表 (f4: 8.0～9.8秒) 観測地点: 清水

| 波高 | 波向 | NNE | NE | ENE | E | ESE | SE | SSE | S | SSW | SW | WSW | W | WNW | NW | NNW | N | 合計 | |
|---------|----|------------|------------|------------|------------|------------|------------|---------------|--------------|------------|------------|------------|------------|------------|------------|------------|------------|----------------|-----------------|
| 801～ | | | | | | | | | | | | | | | | | | 0 (0.0) | |
| 751～800 | | | | | | | | | | | | | | | | | | 0 (0.0) | |
| 701～750 | | | | | | | | | | | | | | | | | | 0 (0.0) | |
| 651～700 | | | | | | | | | | | | | | | | | | 0 (0.0) | |
| 601～650 | | | | | | | | | | | | | | | | | | 0 (0.0) | |
| 551～600 | | | | | | | | | | | | | | | | | | 0 (0.0) | |
| 501～550 | | | | | | | | | | | | | | | | | | 0 (0.0) | |
| 451～500 | | | | | | | | | | | | | | | | | | 0 (0.0) | |
| 401～450 | | | | | | | | | | | | | | | | | | 0 (0.0) | |
| 351～400 | | | | | | | | | | | | | | | | | | 0 (0.0) | |
| 301～350 | | | | | | | | | | | | | | | | | | 0 (0.0) | |
| 251～300 | | | | | | | | 1 (0.0) | | | | | | | | | | 1 (0.0) | |
| 201～250 | | | | | | | | | | | | | | | | | | 0 (0.0) | |
| 176～200 | | | | | | | | 3 (0.1) | | | | | | | | | | 3 (0.1) | |
| 151～175 | | | | | | | | 9 (0.3) | | | | | | | | | | 9 (0.3) | |
| 126～150 | | | | | | | | 21 (0.6) | | | | | | | | | | 21 (0.6) | |
| 101～125 | | | | | | | | 39 (1.1) | 12 (0.3) | | | | | | | | | 51 (1.4) | |
| 76～100 | | | | | | | | 69 (1.9) | 13 (0.4) | | | | | | | | | 82 (2.3) | |
| 51～75 | | | | | | | | 170 (4.8) | 32 (0.9) | | | | | | | | | 202 (5.7) | |
| 26～50 | | | | | | | 3 (0.1) | 568 (16.0) | 103 (2.9) | | | | | | | | | 674 (19.0) | |
| 合計 | | 0 (0.0) | 0 (0.0) | 0 (0.0) | 0 (0.0) | 0 (0.0) | 3 (0.1) | 880 (24.8) | 160 (4.5) | 0 (0.0) | 0 (0.0) | 0 (0.0) | 0 (0.0) | 0 (0.0) | 0 (0.0) | 0 (0.0) | 0 (0.0) | 1043 (29.4) | |
| | | | | | | | | | | | | | | | | | | 波高が25cm以下の回数 | 2500 (70.6) |
| | | | | | | | | | | | | | | | | | | 合計 | 3543 (100.0) |

付表-A.6.45(d) 清水 f5周期帯領域における波高・波向階級別出現頻度統計

2012年 1月～2012年12月(年) 波向・波高階級別出現頻度表 (f5: 6.1～7.5秒) 観測地点: 清水

| 波高 | 波向 | NNE | NE | ENE | E | ESE | SE | SSE | S | SSW | SW | WSW | W | WNW | NW | NNW | N | 合計 | |
|---------|----|------------|------------|------------|------------|------------|------------|---------------|---------------|------------|------------|------------|------------|------------|------------|------------|------------|---------------|-----------------|
| 801～ | | | | | | | | | | | | | | | | | | 0 (0.0) | |
| 751～800 | | | | | | | | | | | | | | | | | | 0 (0.0) | |
| 701～750 | | | | | | | | | | | | | | | | | | 0 (0.0) | |
| 651～700 | | | | | | | | | | | | | | | | | | 0 (0.0) | |
| 601～650 | | | | | | | | | | | | | | | | | | 0 (0.0) | |
| 551～600 | | | | | | | | | | | | | | | | | | 0 (0.0) | |
| 501～550 | | | | | | | | | | | | | | | | | | 0 (0.0) | |
| 451～500 | | | | | | | | | | | | | | | | | | 0 (0.0) | |
| 401～450 | | | | | | | | | | | | | | | | | | 0 (0.0) | |
| 351～400 | | | | | | | | | | | | | | | | | | 0 (0.0) | |
| 301～350 | | | | | | | | | | | | | | | | | | 0 (0.0) | |
| 251～300 | | | | | | | | | | | | | | | | | | 0 (0.0) | |
| 201～250 | | | | | | | | | | | | | | | | | | 0 (0.0) | |
| 176～200 | | | | | | | | 1 (0.0) | | | | | | | | | | 1 (0.0) | |
| 151～175 | | | | | | | | | | | | | | | | | | 0 (0.0) | |
| 126～150 | | | | | | | | 3 (0.1) | | | | | | | | | | 3 (0.1) | |
| 101～125 | | | | | | | | 12 (0.3) | 3 (0.1) | | | | | | | | | 15 (0.4) | |
| 76～100 | | | | | | | | 24 (0.7) | 21 (0.6) | | | | | | | | | 45 (1.3) | |
| 51～75 | | | | | | | | 84 (2.4) | 70 (2.0) | | | | | | | | | 154 (4.3) | |
| 26～50 | | | | | | | 4 (0.1) | 453 (12.8) | 298 (8.4) | | | | | | | | | 755 (21.3) | |
| 合計 | | 0 (0.0) | 0 (0.0) | 0 (0.0) | 0 (0.0) | 0 (0.0) | 4 (0.1) | 577 (16.3) | 392 (11.1) | 0 (0.0) | 0 (0.0) | 0 (0.0) | 0 (0.0) | 0 (0.0) | 0 (0.0) | 0 (0.0) | 0 (0.0) | 973 (27.5) | |
| | | | | | | | | | | | | | | | | | | 波高が25cm以下の回数 | 2570 (72.5) |
| | | | | | | | | | | | | | | | | | | 合計 | 3543 (100.0) |



付図-A.3.45 清水 波高・波向別出現頻度図 (f2, f3, f4, f5, 全周期帯)