

付表-A.6.22(a) 玄界灘 f2周期帯領域における波高・波向階級別出現頻度統計

2012年 1月～2012年12月(年) 波向・波高階級別出現頻度表 (f2: 16.0～25.6秒) 観測地点: 玄界灘

| 波高 | 波向 | NNE | NE | ENE | E | ESE | SE | SSE | S | SSW | SW | WSW | W | WNW | NW | NNW | N | 合計 |
|--------------|----|-------------|------------|------------|------------|------------|------------|------------|------------|------------|------------|------------|------------|------------|------------|------------|------------|-----------------|
| 801～ | | | | | | | | | | | | | | | | | | 0 (0.0) |
| 751～800 | | | | | | | | | | | | | | | | | | 0 (0.0) |
| 701～750 | | | | | | | | | | | | | | | | | | 0 (0.0) |
| 651～700 | | | | | | | | | | | | | | | | | | 0 (0.0) |
| 601～650 | | | | | | | | | | | | | | | | | | 0 (0.0) |
| 551～600 | | | | | | | | | | | | | | | | | | 0 (0.0) |
| 501～550 | | | | | | | | | | | | | | | | | | 0 (0.0) |
| 451～500 | | | | | | | | | | | | | | | | | | 0 (0.0) |
| 401～450 | | | | | | | | | | | | | | | | | | 0 (0.0) |
| 351～400 | | | | | | | | | | | | | | | | | | 0 (0.0) |
| 301～350 | | | | | | | | | | | | | | | | | | 0 (0.0) |
| 251～300 | | | | | | | | | | | | | | | | | | 0 (0.0) |
| 201～250 | | | | | | | | | | | | | | | | | | 0 (0.0) |
| 176～200 | | | | | | | | | | | | | | | | | | 0 (0.0) |
| 151～175 | | | | | | | | | | | | | | | | | | 0 (0.0) |
| 126～150 | | | | | | | | | | | | | | | | | | 0 (0.0) |
| 101～125 | | 2 (0.0) | | | | | | | | | | | | | | | | 2 (0.0) |
| 76～100 | | 3 (0.1) | | | | | | | | | | | | | | | 2 (0.0) | 5 (0.1) |
| 51～75 | | 5 (0.1) | | | | | | | | | | | | | | | 3 (0.1) | 8 (0.2) |
| 26～50 | | 10 (0.2) | | | | | | | | | | | | | | | 3 (0.1) | 13 (0.3) |
| 合計 | | 20 (0.5) | 0 (0.0) | 0 (0.0) | 0 (0.0) | 0 (0.0) | 0 (0.0) | 0 (0.0) | 0 (0.0) | 0 (0.0) | 0 (0.0) | 0 (0.0) | 0 (0.0) | 0 (0.0) | 0 (0.0) | 0 (0.0) | 8 (0.2) | 28 (0.6) |
| 波高が25cm以下の回数 | | | | | | | | | | | | | | | | | | 4326 (99.4) |
| 合計 | | | | | | | | | | | | | | | | | | 4354 (100.0) |

付表-A.6.22(b) 玄界灘 f3周期帯領域における波高・波向階級別出現頻度統計

2012年 1月～2012年12月(年) 波向・波高階級別出現頻度表 (f3: 10.7～14.0秒) 観測地点: 玄界灘

| 波高 | 波向 | NNE | NE | ENE | E | ESE | SE | SSE | S | SSW | SW | WSW | W | WNW | NW | NNW | N | 合計 |
|--------------|----|---------------|------------|------------|------------|------------|------------|------------|------------|------------|------------|------------|------------|-------------|-------------|-------------|--------------|-----------------|
| 801～ | | | | | | | | | | | | | | | | | | 0 (0.0) |
| 751～800 | | | | | | | | | | | | | | | | | | 0 (0.0) |
| 701～750 | | | | | | | | | | | | | | | | | | 0 (0.0) |
| 651～700 | | | | | | | | | | | | | | | | | | 0 (0.0) |
| 601～650 | | | | | | | | | | | | | | | | | | 0 (0.0) |
| 551～600 | | | | | | | | | | | | | | | | | | 0 (0.0) |
| 501～550 | | | | | | | | | | | | | | | | | | 0 (0.0) |
| 451～500 | | | | | | | | | | | | | | | | | | 0 (0.0) |
| 401～450 | | | | | | | | | | | | | | | | | | 0 (0.0) |
| 351～400 | | | | | | | | | | | | | | | | | | 0 (0.0) |
| 301～350 | | | | | | | | | | | | | | | | | | 0 (0.0) |
| 251～300 | | 3 (0.1) | | | | | | | | | | | | 1 (0.0) | | | 1 (0.0) | 5 (0.1) |
| 201～250 | | 4 (0.1) | | | | | | | | | | | | | 1 (0.0) | 7 (0.2) | 7 (0.2) | 12 (0.3) |
| 176～200 | | | | | | | | | | | | | 1 (0.0) | | 1 (0.0) | | 2 (0.0) | 4 (0.1) |
| 151～175 | | 5 (0.1) | | | | | | | | | | | | | | | 4 (0.1) | 9 (0.2) |
| 126～150 | | 18 (0.4) | | | | | | | | | | | | | 1 (0.0) | | 12 (0.3) | 31 (0.7) |
| 101～125 | | 46 (1.1) | | | | | | | | | | | 1 (0.0) | | | 1 (0.0) | 19 (0.4) | 67 (1.5) |
| 76～100 | | 71 (1.6) | | | | | | | | | | | | | | 2 (0.0) | 32 (0.7) | 105 (2.4) |
| 51～75 | | 134 (3.1) | | | | | | | | | | | 3 (0.1) | 4 (0.1) | 1 (0.0) | 4 (0.1) | 63 (1.4) | 209 (4.8) |
| 26～50 | | 223 (5.1) | | | | | | | | | | | 3 (0.1) | 17 (0.4) | 9 (0.2) | 7 (0.2) | 168 (3.9) | 427 (9.8) |
| 合計 | | 504 (11.6) | 0 (0.0) | 0 (0.0) | 0 (0.0) | 0 (0.0) | 0 (0.0) | 0 (0.0) | 0 (0.0) | 0 (0.0) | 0 (0.0) | 0 (0.0) | 8 (0.2) | 22 (0.5) | 12 (0.3) | 15 (0.3) | 308 (7.1) | 869 (20.0) |
| 波高が25cm以下の回数 | | | | | | | | | | | | | | | | | | 3485 (80.0) |
| 合計 | | | | | | | | | | | | | | | | | | 4354 (100.0) |

付表-A. 6. 22(c) 玄界灘 f4周期帯領域における波高・波向階級別出現頻度統計

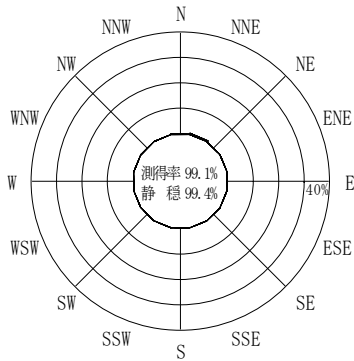
2012年 1月～2012年12月(年) 波向・波高階級別出現頻度表 (f4 : 8.0～9.8秒) 観測地点 : 玄界灘

| 波高 | 波向 | NNE | NE | ENE | E | ESE | SE | SSE | S | SSW | SW | WSW | W | WNW | NW | NNW | N | 合計 |
|---------|----------------|-------------|-------------|-------------|-------------|-------------|-------------|-------------|-------------|-------------|-------------|--------------|--------------|--------------|--------------|---------------|----------------|------------------|
| 801～ | | | | | | | | | | | | | | | | | | 0 (0.0) |
| 751～800 | | | | | | | | | | | | | | | | | | 0 (0.0) |
| 701～750 | | | | | | | | | | | | | | | | | | 0 (0.0) |
| 651～700 | | | | | | | | | | | | | | | | | | 0 (0.0) |
| 601～650 | | | | | | | | | | | | | | | | | | 0 (0.0) |
| 551～600 | | | | | | | | | | | | | | | | | | 0 (0.0) |
| 501～550 | | | | | | | | | | | | | | | | | | 0 (0.0) |
| 451～500 | | | | | | | | | | | | | | | | | | 0 (0.0) |
| 401～450 | | | | | | | | | | | | | | | | | | 0 (0.0) |
| 351～400 | | | | | | | | | | | | | | | 1 (0.0) | | | 1 (0.0) |
| 301～350 | | | | | | | | | | | | | | | | | | 0 (0.0) |
| 251～300 | | | | | | | | | | | | | | | | | | 0 (0.0) |
| 201～250 | | | | | | | | | | | | 1 (0.0) | 4 (0.1) | 3 (0.1) | | | 2 (0.0) | 10 (0.2) |
| 176～200 | 2 (0.0) | | | | | | | | | | | | 1 (0.0) | | 3 (0.1) | | 7 (0.2) | 13 (0.3) |
| 151～175 | 8 (0.2) | | | | | | | | | | | | 1 (0.0) | 3 (0.1) | 4 (0.1) | | 40 (0.9) | 56 (1.3) |
| 126～150 | 25 (0.6) | | | | | | | | | | | 4 (0.1) | 4 (0.1) | 8 (0.2) | 6 (0.1) | | 65 (1.5) | 112 (2.6) |
| 101～125 | 47 (1.1) | | | | | | | | | | | 5 (0.1) | 11 (0.3) | 7 (0.2) | 16 (0.4) | | 114 (2.6) | 200 (4.6) |
| 76～100 | 152 (3.5) | | | | | | | | | | | 14 (0.3) | 13 (0.3) | 10 (0.2) | 18 (0.4) | | 166 (3.8) | 373 (8.6) |
| 51～75 | 259 (5.9) | | | | | | | | | | | 18 (0.4) | 18 (0.4) | 13 (0.3) | 20 (0.5) | | 212 (4.9) | 540 (12.4) |
| 26～50 | 419 (9.6) | | | | | | | | | | | 2 (0.0) | 14 (0.3) | 38 (0.9) | 17 (0.4) | 36 (0.8) | 315 (7.2) | 841 (19.3) |
| 合計 | 912 (20.9) | 0 (0.0) | 0 (0.0) | 0 (0.0) | 0 (0.0) | 0 (0.0) | 0 (0.0) | 0 (0.0) | 0 (0.0) | 0 (0.0) | 0 (0.0) | 2 (0.0) | 56 (1.3) | 91 (2.1) | 61 (1.4) | 103 (2.4) | 921 (21.2) | 2146 (49.3) |
| | | | | | | | | | | | | | | | | | 波高が25cm以下の回数 | 2208 (50.7) |
| | | | | | | | | | | | | | | | | | 合計 | 4354 (100.0) |

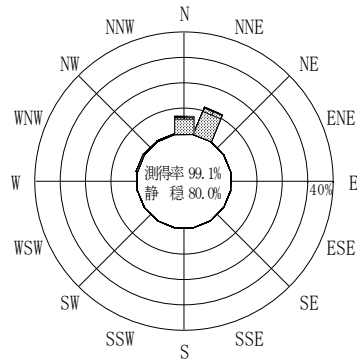
付表-A. 6. 22(d) 玄界灘 f5周期帯領域における波高・波向階級別出現頻度統計

2012年 1月～2012年12月(年) 波向・波高階級別出現頻度表 (f5 : 5.1～7.5秒) 観測地点 : 玄界灘

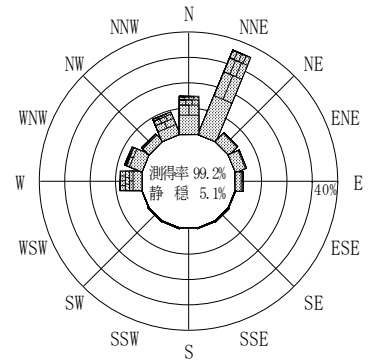
| 波高 | 波向 | NNE | NE | ENE | E | ESE | SE | SSE | S | SSW | SW | WSW | W | WNW | NW | NNW | N | 合計 |
|---------|----------------|--------------|--------------|-----|--------------|-------------|-------------|-------------|--------------|--------------|--------------|--------------|---------------|---------------|---------------|---------------|-----------------|------------------|
| 801～ | | | | | | | | | | | | | | | | | | 0 (0.0) |
| 751～800 | | | | | | | | | | | | | | | | | | 0 (0.0) |
| 701～750 | | | | | | | | | | | | | | | | | | 0 (0.0) |
| 651～700 | | | | | | | | | | | | | | | | | | 0 (0.0) |
| 601～650 | | | | | | | | | | | | | | | | | | 0 (0.0) |
| 551～600 | | | | | | | | | | | | | | | | | | 0 (0.0) |
| 501～550 | | | | | | | | | | | | | | | | | | 0 (0.0) |
| 451～500 | | | | | | | | | | | | | | | | | | 0 (0.0) |
| 401～450 | | | | | | | | | | | | | | | | | | 0 (0.0) |
| 351～400 | | | | | | | | | | | | | | | | | | 0 (0.0) |
| 301～350 | | | | | | | | | | | | | | | | | | 0 (0.0) |
| 251～300 | | | | | | | | | | | | | 1 (0.0) | 2 (0.0) | | | | 3 (0.1) |
| 201～250 | 3 (0.1) | | | | | | | | | | | | 16 (0.4) | 22 (0.5) | 29 (0.7) | 6 (0.1) | 4 (0.1) | 80 (1.8) |
| 176～200 | 11 (0.3) | | | | | | | | | | | 2 (0.0) | 6 (0.1) | 13 (0.3) | 22 (0.5) | 20 (0.5) | 21 (0.5) | 95 (2.2) |
| 151～175 | 18 (0.4) | | | | | | | | | | | 1 (0.0) | 10 (0.2) | 19 (0.4) | 30 (0.7) | 39 (0.9) | 53 (1.2) | 170 (3.9) |
| 126～150 | 40 (0.9) | | | | | 1 (0.0) | | | | 1 (0.0) | | | 14 (0.3) | 19 (0.4) | 30 (0.7) | 56 (1.3) | 116 (2.7) | 277 (6.4) |
| 101～125 | 55 (1.3) | 1 (0.0) | | | 1 (0.0) | 1 (0.0) | | | | 1 (0.0) | | 2 (0.0) | 13 (0.3) | 27 (0.6) | 26 (0.6) | 62 (1.4) | 196 (4.5) | 385 (8.8) |
| 76～100 | 117 (2.7) | 6 (0.1) | 7 (0.2) | | 3 (0.1) | | | 1 (0.0) | 3 (0.1) | 3 (0.1) | 1 (0.0) | 2 (0.0) | 18 (0.4) | 25 (0.6) | 26 (0.6) | 54 (1.2) | 346 (7.9) | 612 (14.1) |
| 51～75 | 213 (4.9) | 14 (0.3) | 3 (0.1) | | 10 (0.2) | 3 (0.1) | | 3 (0.1) | 1 (0.0) | 6 (0.1) | 4 (0.1) | 7 (0.2) | 28 (0.6) | 32 (0.7) | 20 (0.5) | 51 (1.2) | 375 (8.6) | 770 (17.7) |
| 26～50 | 291 (6.7) | 20 (0.5) | 7 (0.2) | | 16 (0.4) | 4 (0.1) | 3 (0.1) | 4 (0.1) | 7 (0.2) | 8 (0.2) | 13 (0.3) | 6 (0.1) | 48 (1.1) | 56 (1.3) | 41 (0.9) | 82 (1.9) | 371 (8.5) | 977 (22.4) |
| 合計 | 748 (17.2) | 41 (0.9) | 17 (0.4) | | 30 (0.7) | 9 (0.2) | 3 (0.1) | 8 (0.2) | 11 (0.3) | 19 (0.4) | 18 (0.4) | 20 (0.5) | 154 (3.5) | 215 (4.9) | 224 (5.1) | 370 (8.5) | 1482 (34.0) | 3369 (77.4) |
| | | | | | | | | | | | | | | | | | 波高が25cm以下の回数 | 985 (22.6) |
| | | | | | | | | | | | | | | | | | 合計 | 4354 (100.0) |



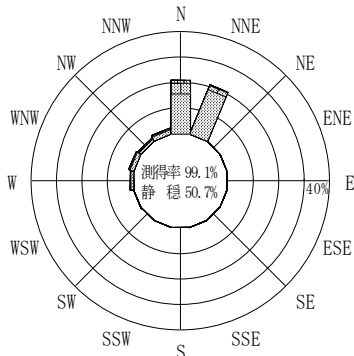
(f2 : 16.0~25.6秒)
2012年 1月~2012年12月



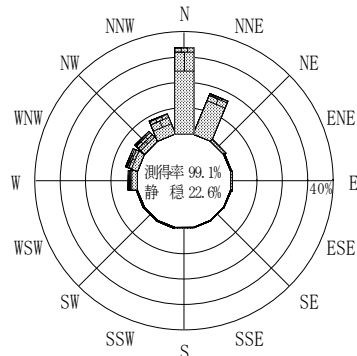
(f3 : 10.7~14.0秒)
2012年 1月~2012年12月



(全周期帯)
2012年 1月~2012年12月

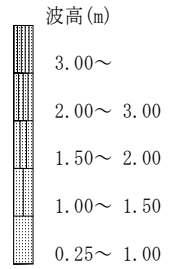


(f4 : 8.0~9.8秒)
2012年 1月~2012年12月



(f5 : 5.1~7.5秒)
2012年 1月~2012年12月

玄界灘



付図-A.3.22 玄界灘 波高・波向別出現頻度図 (f2, f3, f4, f5, 全周期帯)