

付表-A. 6. 50(a) 小松島 f2周期帯領域における波高・波向階級別出現頻度統計

2012年 1月～2012年12月(年) 波向・波高階級別出現頻度表 (f2: 16.0～25.6秒) 観測地点: 小松島

| 波高 | 波向 | NNE | NE | ENE | E | ESE | SE | SSE | S | SSW | SW | WSW | W | WNW | NW | NNW | N | 合計 | |
|---------|----|------------|------------|------------|------------|-------------|-------------|------------|------------|------------|------------|------------|------------|------------|------------|------------|------------|--------------|-----------------|
| 801～ | | | | | | | | | | | | | | | | | | 0 (0.0) | |
| 751～800 | | | | | | | | | | | | | | | | | | 0 (0.0) | |
| 701～750 | | | | | | | | | | | | | | | | | | 0 (0.0) | |
| 651～700 | | | | | | | | | | | | | | | | | | 0 (0.0) | |
| 601～650 | | | | | | | | | | | | | | | | | | 0 (0.0) | |
| 551～600 | | | | | | | | | | | | | | | | | | 0 (0.0) | |
| 501～550 | | | | | | | | | | | | | | | | | | 0 (0.0) | |
| 451～500 | | | | | | | | | | | | | | | | | | 0 (0.0) | |
| 401～450 | | | | | | | | | | | | | | | | | | 0 (0.0) | |
| 351～400 | | | | | | | | | | | | | | | | | | 0 (0.0) | |
| 301～350 | | | | | | | | | | | | | | | | | | 0 (0.0) | |
| 251～300 | | | | | | | | | | | | | | | | | | 0 (0.0) | |
| 201～250 | | | | | | | | | | | | | | | | | | 0 (0.0) | |
| 176～200 | | | | | | | | | | | | | | | | | | 0 (0.0) | |
| 151～175 | | | | | | | | | | | | | | | | | | 0 (0.0) | |
| 126～150 | | | | | | | | | | | | | | | | | | 0 (0.0) | |
| 101～125 | | | | | | | | | | | | | | | | | | 0 (0.0) | |
| 76～100 | | | | | | 1 (0.0) | | | | | | | | | | | | 1 (0.0) | |
| 51～75 | | | | | | 1 (0.0) | 2 (0.0) | | | | | | | | | | | 3 (0.1) | |
| 26～50 | | | | | | 9 (0.2) | 12 (0.3) | 2 (0.0) | | | | | | | | | | 23 (0.5) | |
| 合計 | | 0 (0.0) | 0 (0.0) | 0 (0.0) | 0 (0.0) | 11 (0.3) | 14 (0.3) | 2 (0.0) | 0 (0.0) | 0 (0.0) | 0 (0.0) | 0 (0.0) | 0 (0.0) | 0 (0.0) | 0 (0.0) | 0 (0.0) | 0 (0.0) | 27 (0.6) | |
| | | | | | | | | | | | | | | | | | | 波高が25cm以下の回数 | 4313 (99.4) |
| | | | | | | | | | | | | | | | | | | 合計 | 4340 (100.0) |

付表-A. 6. 50(b) 小松島 f3周期帯領域における波高・波向階級別出現頻度統計

2012年 1月～2012年12月(年) 波向・波高階級別出現頻度表 (f3: 10.7～14.0秒) 観測地点: 小松島

| 波高 | 波向 | NNE | NE | ENE | E | ESE | SE | SSE | S | SSW | SW | WSW | W | WNW | NW | NNW | N | 合計 | |
|---------|----|------------|------------|------------|------------|--------------|--------------|-------------|------------|------------|------------|------------|------------|------------|------------|------------|------------|--------------|-----------------|
| 801～ | | | | | | | | | | | | | | | | | | 0 (0.0) | |
| 751～800 | | | | | | | | | | | | | | | | | | 0 (0.0) | |
| 701～750 | | | | | | | | | | | | | | | | | | 0 (0.0) | |
| 651～700 | | | | | | | | | | | | | | | | | | 0 (0.0) | |
| 601～650 | | | | | | | | | | | | | | | | | | 0 (0.0) | |
| 551～600 | | | | | | | | | | | | | | | | | | 0 (0.0) | |
| 501～550 | | | | | | | | | | | | | | | | | | 0 (0.0) | |
| 451～500 | | | | | | | | | | | | | | | | | | 0 (0.0) | |
| 401～450 | | | | | | | | | | | | | | | | | | 0 (0.0) | |
| 351～400 | | | | | | | | | | | | | | | | | | 0 (0.0) | |
| 301～350 | | | | | | | | | | | | | | | | | | 0 (0.0) | |
| 251～300 | | | | | | | | | | | | | | | | | | 0 (0.0) | |
| 201～250 | | | | | | | | | | | | | | | | | | 0 (0.0) | |
| 176～200 | | | | | | | | | | | | | | | | | | 0 (0.0) | |
| 151～175 | | | | | | | | | | | | | | | | | | 0 (0.0) | |
| 126～150 | | | | | | 1 (0.0) | 1 (0.0) | | | | | | | | | | | 2 (0.0) | |
| 101～125 | | | | | | 4 (0.1) | 4 (0.1) | | | | | | | | | | | 8 (0.2) | |
| 76～100 | | | | | | 8 (0.2) | 10 (0.2) | 1 (0.0) | | | | | | | | | | 19 (0.4) | |
| 51～75 | | | | | | 14 (0.3) | 40 (0.9) | 1 (0.0) | | | | | | | | | | 55 (1.3) | |
| 26～50 | | | | 1 (0.0) | 2 (0.0) | 94 (2.2) | 170 (3.9) | 13 (0.3) | | | | | | | | | | 280 (6.5) | |
| 合計 | | 0 (0.0) | 0 (0.0) | 1 (0.0) | 2 (0.0) | 121 (2.8) | 225 (5.2) | 15 (0.3) | 0 (0.0) | 0 (0.0) | 0 (0.0) | 0 (0.0) | 0 (0.0) | 0 (0.0) | 0 (0.0) | 0 (0.0) | 0 (0.0) | 364 (8.4) | |
| | | | | | | | | | | | | | | | | | | 波高が25cm以下の回数 | 3976 (91.6) |
| | | | | | | | | | | | | | | | | | | 合計 | 4340 (100.0) |

付表-A. 6. 50(c) 小松島 f4周期帯領域における波高・波向階級別出現頻度統計

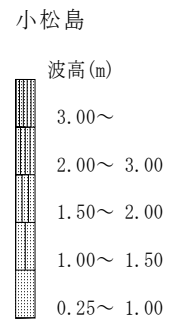
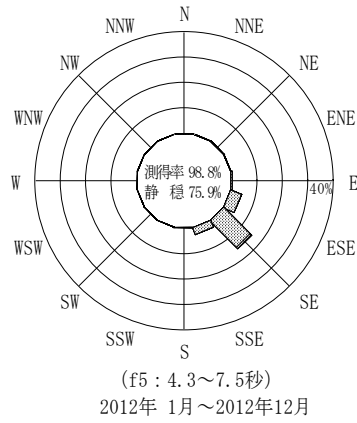
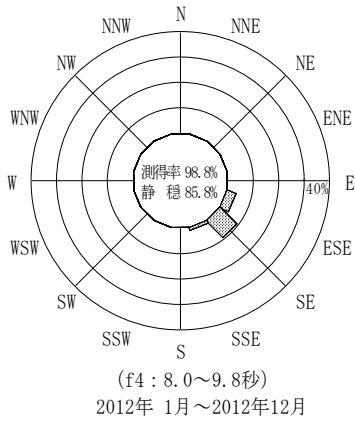
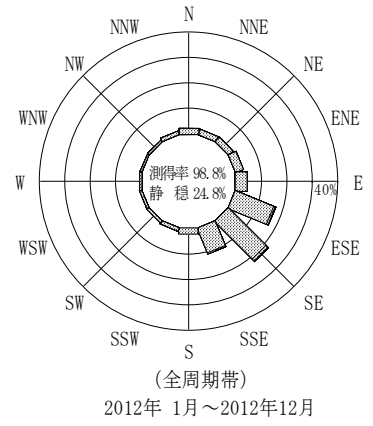
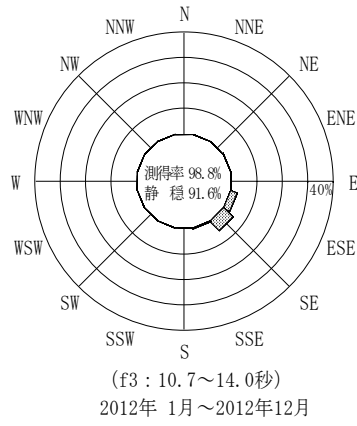
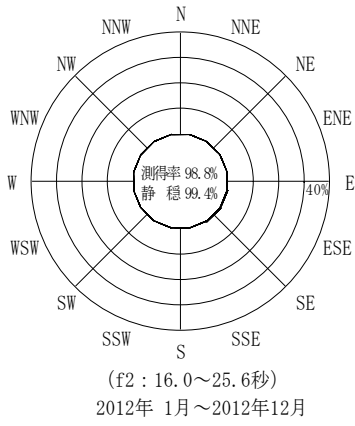
2012年 1月～2012年12月(年) 波向・波高階級別出現頻度表 (f4: 8.0～9.8秒) 観測地点: 小松島

| 波高 | 波向 | NNE | NE | ENE | E | ESE | SE | SSE | S | SSW | SW | WSW | W | WNW | NW | NNW | N | 合計 | |
|---------|----|------------|------------|------------|------------|--------------|--------------|-------------|------------|------------|------------|------------|------------|------------|------------|------------|------------|---------------|-----------------|
| 801～ | | | | | | | | | | | | | | | | | | 0 (0.0) | |
| 751～800 | | | | | | | | | | | | | | | | | | 0 (0.0) | |
| 701～750 | | | | | | | | | | | | | | | | | | 0 (0.0) | |
| 651～700 | | | | | | | | | | | | | | | | | | 0 (0.0) | |
| 601～650 | | | | | | | | | | | | | | | | | | 0 (0.0) | |
| 551～600 | | | | | | | | | | | | | | | | | | 0 (0.0) | |
| 501～550 | | | | | | | | | | | | | | | | | | 0 (0.0) | |
| 451～500 | | | | | | | | | | | | | | | | | | 0 (0.0) | |
| 401～450 | | | | | | | | | | | | | | | | | | 0 (0.0) | |
| 351～400 | | | | | | | | | | | | | | | | | | 0 (0.0) | |
| 301～350 | | | | | | | | | | | | | | | | | | 0 (0.0) | |
| 251～300 | | | | | | | | | | | | | | | | | | 0 (0.0) | |
| 201～250 | | | | | | | | | | | | | | | | | | 0 (0.0) | |
| 176～200 | | | | | | | | | | | | | | | | | | 0 (0.0) | |
| 151～175 | | | | | | | | | | | | | | | | | | 0 (0.0) | |
| 126～150 | | | | | | | | | | | | | | | | | | 0 (0.0) | |
| 101～125 | | | | | | 2 (0.0) | 2 (0.0) | | | | | | | | | | | 4 (0.1) | |
| 76～100 | | | | | | 5 (0.1) | 16 (0.4) | 2 (0.0) | | | | | | | | | | 23 (0.5) | |
| 51～75 | | | | | | 23 (0.5) | 50 (1.2) | 2 (0.0) | | | | | | | | | | 75 (1.7) | |
| 26～50 | | | | | 5 (0.1) | 131 (3.0) | 334 (7.7) | 44 (1.0) | 1 (0.0) | | | | | | | | | 515 (11.9) | |
| 合計 | | 0 (0.0) | 0 (0.0) | 0 (0.0) | 5 (0.1) | 161 (3.7) | 402 (9.3) | 48 (1.1) | 1 (0.0) | 0 (0.0) | 0 (0.0) | 0 (0.0) | 0 (0.0) | 0 (0.0) | 0 (0.0) | 0 (0.0) | 0 (0.0) | 617 (14.2) | |
| | | | | | | | | | | | | | | | | | | 波高が25cm以下の回数 | 3723 (85.8) |
| | | | | | | | | | | | | | | | | | | 合計 | 4340 (100.0) |

付表-A. 6. 50(d) 小松島 f5周期帯領域における波高・波向階級別出現頻度統計

2012年 1月～2012年12月(年) 波向・波高階級別出現頻度表 (f5: 4.3～7.5秒) 観測地点: 小松島

| 波高 | 波向 | NNE | NE | ENE | E | ESE | SE | SSE | S | SSW | SW | WSW | W | WNW | NW | NNW | N | 合計 | |
|---------|----|------------|------------|------------|-------------|--------------|---------------|--------------|------------|------------|------------|------------|------------|------------|------------|------------|------------|----------------|-----------------|
| 801～ | | | | | | | | | | | | | | | | | | 0 (0.0) | |
| 751～800 | | | | | | | | | | | | | | | | | | 0 (0.0) | |
| 701～750 | | | | | | | | | | | | | | | | | | 0 (0.0) | |
| 651～700 | | | | | | | | | | | | | | | | | | 0 (0.0) | |
| 601～650 | | | | | | | | | | | | | | | | | | 0 (0.0) | |
| 551～600 | | | | | | | | | | | | | | | | | | 0 (0.0) | |
| 501～550 | | | | | | | | | | | | | | | | | | 0 (0.0) | |
| 451～500 | | | | | | | | | | | | | | | | | | 0 (0.0) | |
| 401～450 | | | | | | | | | | | | | | | | | | 0 (0.0) | |
| 351～400 | | | | | | | | | | | | | | | | | | 0 (0.0) | |
| 301～350 | | | | | | | | | | | | | | | | | | 0 (0.0) | |
| 251～300 | | | | | | | | | | | | | | | | | | 0 (0.0) | |
| 201～250 | | | | | | | | | | | | | | | | | | 0 (0.0) | |
| 176～200 | | | | | | | | 1 (0.0) | | | | | | | | | | 1 (0.0) | |
| 151～175 | | | 1 (0.0) | | | 1 (0.0) | 1 (0.0) | | | | | | | | | | | 3 (0.1) | |
| 126～150 | | | | | | 1 (0.0) | 11 (0.3) | 1 (0.0) | | | | | | | | | | 13 (0.3) | |
| 101～125 | | | | | | 1 (0.0) | 20 (0.5) | 1 (0.0) | | | | | | | | | | 22 (0.5) | |
| 76～100 | | | | | | 6 (0.1) | 49 (1.1) | | | | | | | | | | 1 (0.0) | 56 (1.3) | |
| 51～75 | | | | 1 (0.0) | | 30 (0.7) | 115 (2.6) | 9 (0.2) | | | | | | | | | | 155 (3.6) | |
| 26～50 | | 4 (0.1) | 7 (0.2) | 3 (0.1) | 24 (0.6) | 161 (3.7) | 476 (11.0) | 115 (2.6) | 2 (0.0) | | | | | | | | 2 (0.0) | 794 (18.3) | |
| 合計 | | 4 (0.1) | 8 (0.2) | 4 (0.1) | 24 (0.6) | 200 (4.6) | 673 (15.5) | 126 (2.9) | 2 (0.0) | 0 (0.0) | 0 (0.0) | 0 (0.0) | 0 (0.0) | 0 (0.0) | 0 (0.0) | 0 (0.0) | 3 (0.1) | 1044 (24.1) | |
| | | | | | | | | | | | | | | | | | | 波高が25cm以下の回数 | 3296 (75.9) |
| | | | | | | | | | | | | | | | | | | 合計 | 4340 (100.0) |



付図-A.3.50 小松島 波高・波向別出現頻度図 (f2, f3, f4, f5, 全周期帯)