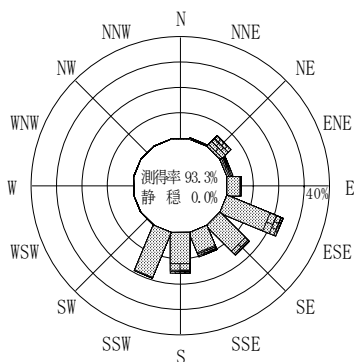


付表-B.4.46 御前崎 波高・波向別出現頻度統計(連続観測, 2012年1月~2012年12月)
 2012年1月~2012年12月(年) 波高・波向階級別出現頻度表(有義波) 観測地点: 御前崎

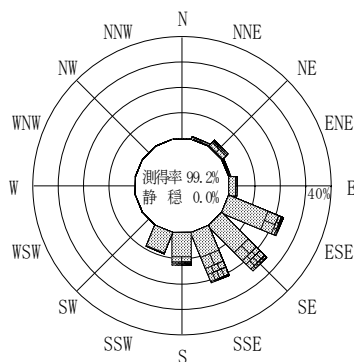
波高	波向	NNE	NE	ENE	E	ESE	SE	SSE	S	SSW	SW	WSW	W	WNW	NW	NNW	N	合計
801~																		0 (0.0)
751~800																		0 (0.0)
701~750																		0 (0.0)
651~700																		0 (0.0)
601~650																		0 (0.0)
551~600																		0 (0.0)
501~550						(1 (0.0))	(1 (0.0))											2 (0.0)
451~500						(1 (0.0))	(5 (0.0))											6 (0.0)
401~450						(2 (0.0))	(10 (0.0))	(1 (0.0))	(1 (0.0))									14 (0.1)
351~400						(8 (0.0))	(25 (0.1))	(7 (0.0))										40 (0.2)
301~350						(6 (0.0))	(52 (0.2))	(41 (0.2))	(6 (0.0))									105 (0.4)
251~300			(6 (0.0))	(1 (0.0))		(17 (0.1))	(134 (0.5))	(107 (0.4))	(44 (0.2))									309 (1.2)
201~250			(116 (0.4))	(48 (0.2))	(3 (0.0))	(77 (0.3))	(277 (1.1))	(422 (1.6))	(151 (0.6))	(1 (0.0))								1095 (4.2)
176~200	(4 (0.0))	(94 (0.4))	(44 (0.2))	(8 (0.0))	(115 (0.4))	(235 (0.9))	(308 (1.2))	(104 (0.4))	(3 (0.0))									915 (3.5)
151~175	(7 (0.0))	(73 (0.3))	(24 (0.1))	(6 (0.0))	(179 (0.7))	(330 (1.3))	(390 (1.5))	(174 (0.7))										1183 (4.6)
126~150	(29 (0.1))	(193 (0.7))	(44 (0.2))	(18 (0.1))	(354 (1.4))	(492 (1.9))	(512 (2.0))	(371 (1.4))	(7 (0.0))									2020 (7.8)
101~125	(24 (0.1))	(215 (0.8))	(63 (0.2))	(55 (0.2))	(704 (2.7))	(701 (2.7))	(606 (2.3))	(549 (2.1))	(67 (0.3))									2984 (11.5)
76~100	(22 (0.1))	(69 (0.3))	(43 (0.2))	(116 (0.4))	(1063 (4.1))	(1104 (4.3))	(1037 (4.0))	(957 (3.7))	(386 (1.5))								(1 (0.0))	4798 (18.5)
51~75	(23 (0.1))	(56 (0.2))	(41 (0.2))	(362 (1.4))	(1737 (6.7))	(2157 (8.3))	(1916 (7.4))	(1454 (5.6))	(1261 (4.9))								(11 (0.0))	9018 (34.8)
26~50	(5 (0.0))	(7 (0.0))	(25 (0.1))	(254 (1.0))	(949 (3.7))	(979 (3.8))	(577 (2.2))	(303 (1.2))	(294 (1.1))								(5 (0.0))	3398 (13.1)
合計	(114 (0.4))	(829 (3.2))	(333 (1.3))	(822 (3.2))	(5213 (20.1))	(6502 (25.1))	(5924 (22.9))	(4114 (15.9))	(2019 (7.8))	(0 (0.0))	(0 (0.0))	(0 (0.0))	(0 (0.0))	(0 (0.0))	(0 (0.0))	(0 (0.0))	(17 (0.1))	25887 (100.0)

(連続観測)

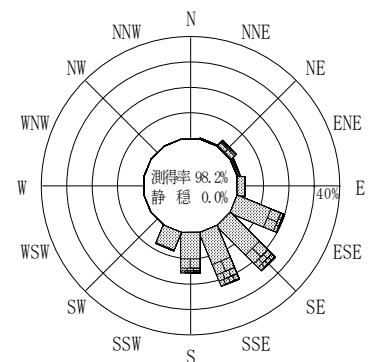
有義波が25cm以下の回数	0 (0.0)
合計	25887 (100.0)



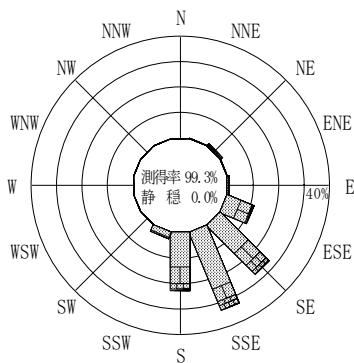
2011年12月~2012年2月(冬)



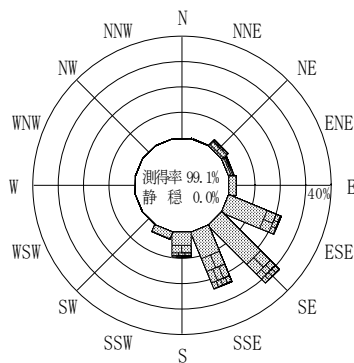
2012年3月~2012年5月(春)



2012年1月~2012年12月(年)



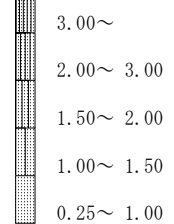
2012年6月~2012年8月(夏)



2012年9月~2012年11月(秋)

御前崎

波高(m)



(連続観測)

付図-B.2.46 御前崎 波高・波向別出現頻度図(連続観測)