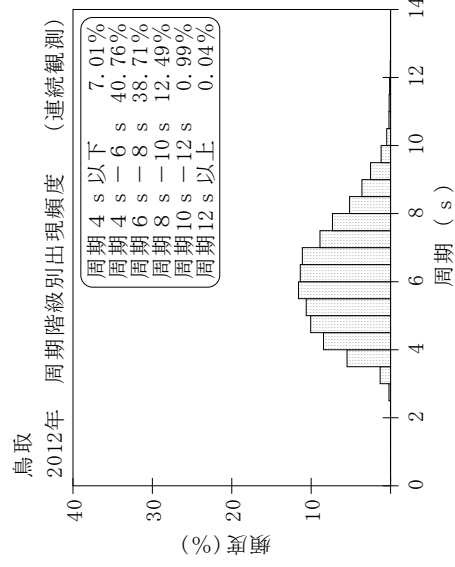
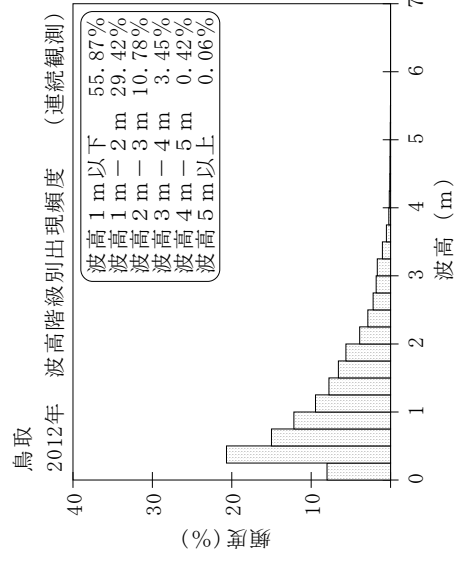
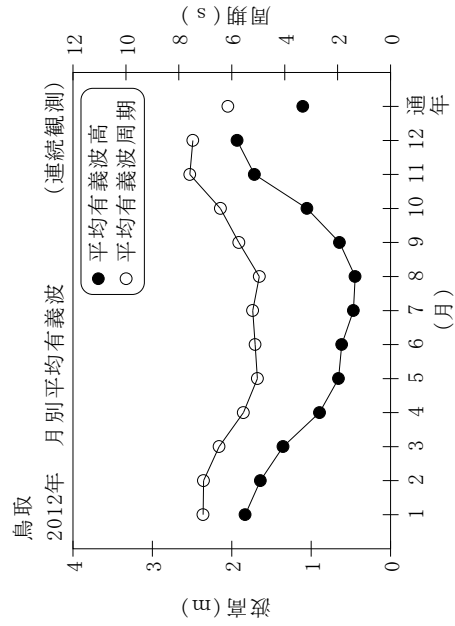


付表-B.1.18 鳥取 月別平均および最大有義波 (連続観測)

(連続観測)

鳥取 2012年

| 項目      | 月            |         |         |          |         |         |          |          |          |          |          |         | 年間      |              |
|---------|--------------|---------|---------|----------|---------|---------|----------|----------|----------|----------|----------|---------|---------|--------------|
|         | 1            | 2       | 3       | 4        | 5       | 6       | 7        | 8        | 9        | 10       | 11       | 12      |         |              |
| 最大有義波   | H1/3 (m)     | 4.53    | 4.33    | 5.60     | 5.46    | 3.56    | 1.51     | 1.68     | 1.56     | 1.91     | 2.67     | 4.32    | 4.89    | 5.60         |
|         | T1/3 (s)     | 8.8     | 8.2     | 12.0     | 11.8    | 7.3     | 7.4      | 9.9      | 5.4      | 6.5      | 7.9      | 8.8     | 9.0     | 12.0         |
| 対応最高波   | 起時 (日-時:分)   | 2-10:20 | 1- 8:40 | 12- 5:40 | 4- 3: 0 | 4-12: 0 | 21- 0:40 | 13-16: 0 | 13-17:40 | 25- 7:40 | 31- 0:40 | 1-20:20 | 6- 8:40 | 3/12<br>5:40 |
|         | HMAX (m)     | 7.20    | 7.50    | 7.59     | 10.43   | 5.29    | 2.37     | 2.50     | 2.28     | 3.14     | 4.54     | 8.03    | 7.54    | 7.59         |
| 平均有義波   | TMAX (s)     | 8.2     | 8.6     | 11.8     | 10.4    | 5.9     | 6.9      | 9.6      | 6.1      | 6.0      | 7.9      | 8.8     | 8.6     | 11.8         |
|         | H1/3 平均値 (m) | 1.83    | 1.64    | 1.35     | 0.90    | 0.66    | 0.62     | 0.47     | 0.45     | 0.64     | 1.05     | 1.72    | 1.93    | 1.11         |
| 標準偏差    | 標準偏差 (m)     | 0.70    | 0.86    | 0.78     | 0.80    | 0.54    | 0.31     | 0.32     | 0.24     | 0.36     | 0.54     | 0.74    | 0.96    | 0.84         |
|         | T1/3 平均値 (s) | 7.1     | 7.1     | 6.5      | 5.6     | 5.0     | 5.1      | 5.2      | 5.0      | 5.7      | 6.4      | 7.6     | 7.5     | 6.1          |
| 測得率 (%) | 標準偏差 (s)     | 0.95    | 1.06    | 1.39     | 1.65    | 1.26    | 0.95     | 1.46     | 0.93     | 1.00     | 1.35     | 1.47    | 1.28    | 1.57         |
|         | 測得率 (%)      | 100.00  | 100.00  | 100.00   | 100.00  | 100.00  | 100.00   | 95.30    | 100.00   | 100.00   | 100.00   | 100.00  | 99.82   | 99.59        |



付図-B.1.18 鳥取 波候特性図 (連続観測)