

付表-B.6.65(a) 岩手北部沖 f2周期帯領域における波高・波向階級別出現頻度統計 (連続観測)
 2011年 1月~2011年12月(年) 波向・波高階級別出現頻度表 (f2: 16.0~25.6秒) 観測地点: 岩手北部沖

| 波高 | 波向 | NNE | NE | ENE | E | ESE | SE | SSE | S | SSW | SW | WSW | W | WNW | NW | NNW | N | 合計 |
|---------|-------------|--------------|--------------|-------------|-------------|-------------|-------------|-------------|------------|------------|------------|------------|------------|------------|-------------|-------------|--------------|------------------|
| 801~ | | | | | | | | | | | | | | | | | | 0 (0.0) |
| 751~800 | | | | | | | | | | | | | | | | | | 0 (0.0) |
| 701~750 | | | | | | | | | | | | | | | | | | 0 (0.0) |
| 651~700 | | | | | | | | | | | | | | | | | | 0 (0.0) |
| 601~650 | | | | | | | | | | | | | | | | | | 0 (0.0) |
| 551~600 | | | | | | | | | | | | | | | | | | 0 (0.0) |
| 501~550 | | | | | | | | | | | | | | | | | | 0 (0.0) |
| 451~500 | | | | | | | | | | | | | | | | | | 0 (0.0) |
| 401~450 | | | | 3 (0.0) | | | | | | | | | | | | | | 3 (0.0) |
| 351~400 | | | | 4 (0.0) | | | | | | | | | | | | | | 4 (0.0) |
| 301~350 | | | | 4 (0.0) | | | | | | | | | | | | | | 4 (0.0) |
| 251~300 | | | | 7 (0.1) | | | | | | | | | | | | | | 7 (0.1) |
| 201~250 | | | 1 (0.0) | 14 (0.1) | 1 (0.0) | | | | | | | | | | | | | 16 (0.1) |
| 176~200 | | | 7 (0.1) | 19 (0.1) | | | | | | | | | | | | | | 26 (0.2) |
| 151~175 | | | 13 (0.1) | 11 (0.1) | | | | | | | | | | | | | | 24 (0.2) |
| 126~150 | | | 22 (0.2) | 10 (0.1) | | | | | | | | | | | | | | 32 (0.3) |
| 101~125 | 3 (0.0) | 45 (0.4) | 9 (0.1) | | | | | | | | | | | | | | | 57 (0.4) |
| 76~100 | | 29 (0.2) | 16 (0.1) | 6 (0.0) | 3 (0.0) | | | | | | | | | | | | | 54 (0.4) |
| 51~75 | 5 (0.0) | 60 (0.5) | 35 (0.3) | 24 (0.2) | 9 (0.1) | | | 7 (0.1) | | | | | | | 1 (0.0) | 1 (0.0) | | 142 (1.1) |
| 26~50 | 88 (0.7) | 203 (1.6) | 105 (0.8) | 41 (0.3) | 27 (0.2) | 16 (0.1) | 46 (0.4) | 19 (0.1) | 6 (0.0) | 2 (0.0) | | | | 3 (0.0) | 17 (0.1) | 59 (0.5) | | 632 (5.0) |
| 合計 | 96 (0.8) | 380 (3.0) | 237 (1.9) | 72 (0.6) | 39 (0.3) | 16 (0.1) | 53 (0.4) | 19 (0.1) | 6 (0.0) | 2 (0.0) | 0 (0.0) | 0 (0.0) | 0 (0.0) | 3 (0.0) | 18 (0.1) | 60 (0.5) | | 1001 (7.9) |
| (連続観測) | | | | | | | | | | | | | | | | | 波高が25cm以下の回数 | 11734 (92.1) |
| | | | | | | | | | | | | | | | | | 合計 | 12735 (100.0) |

付表-B.6.65(b) 岩手北部沖 f3周期帯領域における波高・波向階級別出現頻度統計 (連続観測)
 2011年 1月~2011年12月(年) 波向・波高階級別出現頻度表 (f3: 10.7~14.0秒) 観測地点: 岩手北部沖

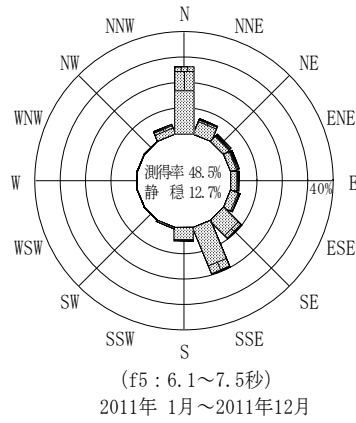
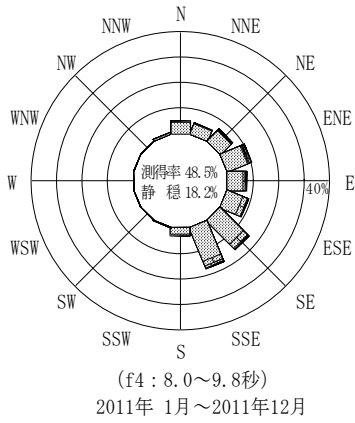
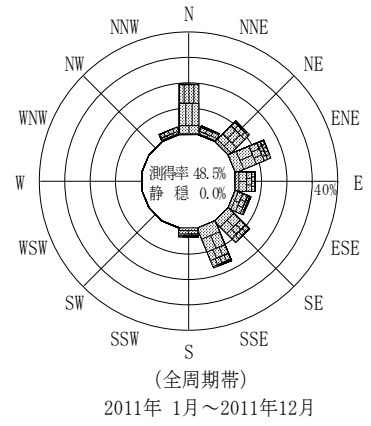
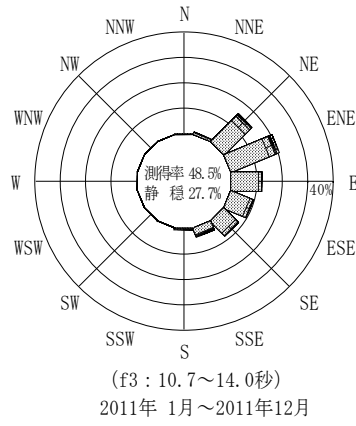
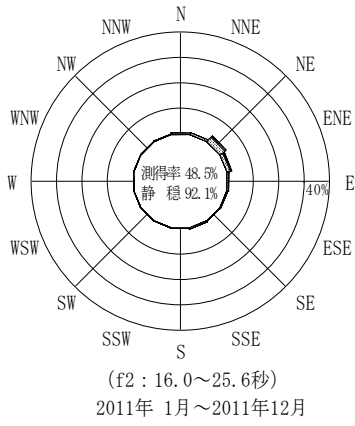
| 波高 | 波向 | NNE | NE | ENE | E | ESE | SE | SSE | S | SSW | SW | WSW | W | WNW | NW | NNW | N | 合計 |
|---------|--------------|----------------|----------------|----------------|---------------|---------------|--------------|-------------|------------|------------|------------|------------|------------|------------|------------|-------------|--------------|------------------|
| 801~ | | | | | | | | | | | | | | | | | | 0 (0.0) |
| 751~800 | | | | 3 (0.0) | | | | | | | | | | | | | | 3 (0.0) |
| 701~750 | | | 2 (0.0) | 5 (0.0) | | | | | | | | | | | | | | 7 (0.1) |
| 651~700 | | | 2 (0.0) | 14 (0.1) | | | | | | | | | | | | | | 16 (0.1) |
| 601~650 | | | 2 (0.0) | 25 (0.2) | | | | | | | | | | | | | | 27 (0.2) |
| 551~600 | | | | 27 (0.2) | | | | | | | | | | | | | | 27 (0.2) |
| 501~550 | | | | 9 (0.1) | | 1 (0.0) | | | | | | | | | | | | 10 (0.1) |
| 451~500 | 1 (0.0) | 2 (0.0) | 12 (0.1) | | 1 (0.0) | | | | 1 (0.0) | | | | | | | | | 17 (0.1) |
| 401~450 | 6 (0.0) | 3 (0.0) | 13 (0.1) | 1 (0.0) | 2 (0.0) | | 1 (0.0) | 3 (0.0) | | | | | | | | | 1 (0.0) | 30 (0.2) |
| 351~400 | 6 (0.0) | 5 (0.0) | 7 (0.1) | | 6 (0.0) | | 4 (0.0) | 1 (0.0) | | | | | | | | | | 29 (0.2) |
| 301~350 | 1 (0.0) | 4 (0.0) | 8 (0.1) | 2 (0.0) | 9 (0.1) | | 13 (0.1) | 1 (0.0) | | | | | | | | | | 38 (0.3) |
| 251~300 | 5 (0.0) | 6 (0.0) | 15 (0.1) | 1 (0.0) | 7 (0.1) | 1 (0.0) | 14 (0.1) | 1 (0.0) | | | | | | | | | | 50 (0.4) |
| 201~250 | 4 (0.0) | 41 (0.3) | 38 (0.3) | 1 (0.0) | 5 (0.0) | 3 (0.0) | 24 (0.2) | 3 (0.0) | | | | | | | | | | 119 (0.9) |
| 176~200 | | 53 (0.4) | 18 (0.1) | 3 (0.0) | | 3 (0.0) | 13 (0.1) | 7 (0.1) | | | | | | | | | 1 (0.0) | 98 (0.8) |
| 151~175 | 3 (0.0) | 54 (0.4) | 27 (0.2) | 14 (0.1) | | 25 (0.2) | 22 (0.2) | 7 (0.1) | 1 (0.0) | | | | | | | | | 153 (1.2) |
| 126~150 | 1 (0.0) | 91 (0.7) | 108 (0.8) | 46 (0.4) | 29 (0.2) | 80 (0.6) | 14 (0.1) | 6 (0.0) | | | | | | | | | 1 (0.0) | 376 (3.0) |
| 101~125 | 10 (0.1) | 219 (1.7) | 201 (1.6) | 97 (0.8) | 123 (1.0) | 88 (0.7) | 28 (0.2) | 8 (0.1) | | | | | | | | | 1 (0.0) | 775 (6.1) |
| 76~100 | 5 (0.0) | 355 (2.8) | 381 (3.0) | 270 (2.1) | 199 (1.6) | 85 (0.7) | 38 (0.3) | 7 (0.1) | | | | | | | | | 2 (0.0) | 1342 (10.5) |
| 51~75 | 13 (0.1) | 595 (4.7) | 652 (5.1) | 315 (2.5) | 135 (1.1) | 94 (0.7) | 54 (0.4) | 8 (0.1) | | 1 (0.0) | | | | | | | 1 (0.0) | 1868 (14.7) |
| 26~50 | 76 (0.6) | 544 (4.3) | 1061 (8.3) | 807 (6.3) | 716 (5.6) | 670 (5.3) | 268 (2.1) | 37 (0.3) | 6 (0.0) | 3 (0.0) | | | | | | 4 (0.0) | 35 (0.3) | 4227 (33.2) |
| 合計 | 131 (1.0) | 1978 (15.5) | 2624 (20.6) | 1557 (12.2) | 1233 (9.7) | 1049 (8.2) | 493 (3.9) | 90 (0.7) | 7 (0.1) | 4 (0.0) | 0 (0.0) | 0 (0.0) | 0 (0.0) | 0 (0.0) | 4 (0.0) | 42 (0.3) | | 9212 (72.3) |
| (連続観測) | | | | | | | | | | | | | | | | | 波高が25cm以下の回数 | 3523 (27.7) |
| | | | | | | | | | | | | | | | | | 合計 | 12735 (100.0) |

付表-B.6.65(c) 岩手北部沖 f4周期帯領域における波高・波向階級別出現頻度統計 (連続観測)
 2011年 1月~2011年12月(年) 波向・波高階級別出現頻度表 (f4: 8.0~9.8秒) 観測地点: 岩手北部沖


| 波高 | 波向 | NNE | NE | ENE | E | ESE | SE | SSE | S | SSW | SW | WSW | W | WNW | NW | NNW | N | 合計 |
|---------|--------------|--------------|--------------|----------------|--------------|---------------|----------------|----------------|--------------|-------------|------------|------------|------------|------------|-------------|-------------|--------------|------------------|
| 801~ | | | | | | | | | | | | | | | | | | 0 (0.0) |
| 751~800 | | | | | | | | | | | | | | | | | | 0 (0.0) |
| 701~750 | | | | | | | | | | | | | | | | | | 0 (0.0) |
| 651~700 | | | | | | | | | | | | | | | | | | 0 (0.0) |
| 601~650 | | | | | | | | | | | | | | | | | | 0 (0.0) |
| 551~600 | | | | 1 (0.0) | | | | | | | | | | | | | | 1 (0.0) |
| 501~550 | | 2 (0.0) | 1 (0.0) | | | | | | | | | | | | | | | 3 (0.0) |
| 451~500 | | 5 (0.0) | 3 (0.0) | | | | | | | | | | | | | | | 8 (0.1) |
| 401~450 | | 5 (0.0) | 4 (0.0) | 1 (0.0) | 4 (0.0) | | | | | | | | | | | | | 14 (0.1) |
| 351~400 | | 16 (0.1) | 5 (0.0) | 3 (0.0) | 4 (0.0) | | | | | | | | | | | | | 28 (0.2) |
| 301~350 | 6 (0.0) | 20 (0.2) | 11 (0.1) | 5 (0.0) | 8 (0.1) | | | | | | | | | | | | 1 (0.0) | 51 (0.4) |
| 251~300 | 21 (0.2) | 9 (0.1) | 40 (0.3) | 12 (0.1) | 5 (0.0) | 3 (0.0) | 6 (0.0) | | | | | | | | | | 1 (0.0) | 97 (0.8) |
| 201~250 | 4 (0.0) | 19 (0.1) | 51 (0.4) | 16 (0.1) | 8 (0.1) | 14 (0.1) | 33 (0.3) | 10 (0.1) | 1 (0.0) | | | | | | | | 2 (0.0) | 158 (1.2) |
| 176~200 | 2 (0.0) | 4 (0.0) | 27 (0.2) | 17 (0.1) | 10 (0.1) | 18 (0.1) | 27 (0.2) | 14 (0.1) | | | | | | | | | 1 (0.0) | 120 (0.9) |
| 151~175 | 1 (0.0) | 5 (0.0) | 22 (0.2) | 25 (0.2) | 23 (0.2) | 41 (0.3) | 87 (0.7) | 8 (0.1) | | | | | | | 1 (0.0) | 1 (0.0) | | 214 (1.7) |
| 126~150 | 2 (0.0) | 11 (0.1) | 17 (0.1) | 45 (0.4) | 46 (0.4) | 78 (0.6) | 110 (0.9) | 18 (0.1) | | | | | | | 4 (0.0) | 8 (0.1) | | 339 (2.7) |
| 101~125 | 15 (0.1) | 16 (0.1) | 42 (0.3) | 65 (0.5) | 204 (1.6) | 224 (1.8) | 141 (1.1) | 31 (0.2) | | | | | | | 7 (0.1) | 48 (0.4) | | 793 (6.2) |
| 76~100 | 53 (0.4) | 52 (0.4) | 145 (1.1) | 152 (1.2) | 153 (1.2) | 331 (2.6) | 265 (2.1) | 41 (0.3) | | | | | | | 12 (0.1) | 86 (0.7) | | 1290 (10.1) |
| 51~75 | 167 (1.3) | 278 (2.2) | 406 (3.2) | 244 (1.9) | 321 (2.5) | 412 (3.2) | 551 (4.3) | 77 (0.6) | 6 (0.0) | | | | | | | | 11 (0.1) | 2596 (20.4) |
| 26~50 | 339 (2.7) | 424 (3.3) | 544 (4.3) | 399 (3.1) | 384 (3.0) | 918 (7.2) | 1012 (7.9) | 215 (1.7) | 19 (0.1) | | | | | | 5 (0.0) | 61 (0.5) | 380 (3.0) | 4700 (36.9) |
| 合計 | | 610 (4.8) | 866 (6.8) | 1319 (10.4) | 984 (7.7) | 1170 (9.2) | 2039 (16.0) | 2232 (17.5) | 414 (3.3) | 26 (0.2) | 0 (0.0) | 0 (0.0) | 0 (0.0) | 0 (0.0) | 5 (0.0) | 96 (0.8) | 651 (5.1) | 10412 (81.8) |
| (連続観測) | | | | | | | | | | | | | | | | | 波高が25cm以下の回数 | 2323 (18.2) |
| | | | | | | | | | | | | | | | | | 合計 | 12735 (100.0) |

付表-B.6.65(d) 岩手北部沖 f5周期帯領域における波高・波向階級別出現頻度統計 (連続観測)
 2011年 1月~2011年12月(年) 波向・波高階級別出現頻度表 (f5: 6.1~7.5秒) 観測地点: 岩手北部沖

| 波高 | 波向 | NNE | NE | ENE | E | ESE | SE | SSE | S | SSW | SW | WSW | W | WNW | NW | NNW | N | 合計 |
|---------|--------------|--------------|--------------|--------------|--------------|--------------|---------------|----------------|--------------|-------------|-------------|------------|------------|------------|--------------|--------------|----------------|------------------|
| 801~ | | | | | | | | | | | | | | | | | | 0 (0.0) |
| 751~800 | | | | | | | | | | | | | | | | | | 0 (0.0) |
| 701~750 | | | | | | | | | | | | | | | | | | 0 (0.0) |
| 651~700 | | | | | | | | | | | | | | | | | | 0 (0.0) |
| 601~650 | | | | | | | | | | | | | | | | | | 0 (0.0) |
| 551~600 | | | | | | | | | | | | | | | | | | 0 (0.0) |
| 501~550 | | | | | | | | | | | | | | | | | | 0 (0.0) |
| 451~500 | | | | | | | | | | | | | | | | | | 0 (0.0) |
| 401~450 | | | | | | | | | | | | | | | | | | 0 (0.0) |
| 351~400 | | | | | | | | | | | | | | | | | | 0 (0.0) |
| 301~350 | 1 (0.0) | | | | | | | | | | | | | | | | | 1 (0.0) |
| 251~300 | 21 (0.2) | 18 (0.1) | 5 (0.0) | 2 (0.0) | 1 (0.0) | 1 (0.0) | 2 (0.0) | | | | | | | | | | 4 (0.0) | 54 (0.4) |
| 201~250 | 8 (0.1) | 33 (0.3) | 31 (0.2) | 20 (0.2) | 14 (0.1) | 5 (0.0) | 10 (0.1) | | | | | | | | 1 (0.0) | 6 (0.0) | 9 (0.1) | 137 (1.1) |
| 176~200 | 13 (0.1) | 16 (0.1) | 24 (0.2) | 11 (0.1) | 7 (0.1) | 5 (0.0) | 4 (0.0) | 1 (0.0) | | | | | | | 28 (0.2) | 46 (0.4) | | 155 (1.2) |
| 151~175 | 18 (0.1) | 26 (0.2) | 26 (0.2) | 29 (0.2) | 7 (0.1) | 21 (0.2) | 26 (0.2) | 11 (0.1) | | | | | | | 31 (0.2) | 184 (1.4) | | 379 (3.0) |
| 126~150 | 37 (0.3) | 29 (0.2) | 35 (0.3) | 18 (0.1) | 16 (0.1) | 52 (0.4) | 84 (0.7) | 7 (0.1) | | | | | | | 50 (0.4) | 394 (3.1) | | 722 (5.7) |
| 101~125 | 55 (0.4) | 21 (0.2) | 20 (0.2) | 31 (0.2) | 52 (0.4) | 132 (1.0) | 324 (2.5) | 39 (0.3) | | | | | | | 78 (0.6) | 557 (4.4) | | 1309 (10.3) |
| 76~100 | 201 (1.6) | 76 (0.6) | 68 (0.5) | 73 (0.6) | 126 (1.0) | 264 (2.1) | 494 (3.9) | 98 (0.8) | 5 (0.0) | | | | | | 82 (0.6) | 554 (4.4) | | 2041 (16.0) |
| 51~75 | 207 (1.6) | 92 (0.7) | 81 (0.6) | 95 (0.7) | 108 (0.8) | 299 (2.3) | 623 (4.9) | 121 (1.0) | 15 (0.1) | 3 (0.0) | | | | | 105 (0.8) | 828 (6.5) | | 2577 (20.2) |
| 26~50 | 268 (2.1) | 166 (1.3) | 161 (1.3) | 135 (1.1) | 165 (1.3) | 486 (3.8) | 964 (7.6) | 391 (3.1) | 53 (0.4) | 7 (0.1) | 1 (0.0) | 1 (0.0) | 2 (0.0) | 6 (0.0) | 128 (1.0) | 810 (6.4) | | 3744 (29.4) |
| 合計 | | 829 (6.5) | 477 (3.7) | 451 (3.5) | 414 (3.3) | 496 (3.9) | 1265 (9.9) | 2531 (19.9) | 668 (5.2) | 73 (0.6) | 10 (0.1) | 1 (0.0) | 1 (0.0) | 2 (0.0) | 7 (0.1) | 508 (4.0) | 3386 (26.6) | 11119 (87.3) |
| (連続観測) | | | | | | | | | | | | | | | | | 波高が25cm以下の回数 | 1616 (12.7) |
| | | | | | | | | | | | | | | | | | 合計 | 12735 (100.0) |



岩手北部沖



(連続観測)

付図-B.3.65 岩手北部沖 波高・波向別出現頻度図 (連続観測, f2, f3, f4, f5, 全周期帯)