

付表-A. 6. 58(a) 中城湾 f2周期帯領域における波高・波向階級別出現頻度統計

2011年 1月～2011年12月(年) 波向・波高階級別出現頻度表 (f2: 16.0～25.6秒) 観測地点: 中城湾

| 波高 波向 | NNE | NE | ENE | E | ESE | SE | SSE | S | SSW | SW | WSW | W | WNW | NW | NNW | N | 合計 | |
|---------|-------------|-------------|--------------|---------------|--------------|--------------|--------------|-------------|-------------|-------------|-------------|-------------|-------------|-------------|-------------|-------------|---------------|-----------------|
| 801～ | | | | | | | | | | | | | | | | | 0 (0.0) | |
| 751～800 | | | | | | | | | | | | | | | | | 0 (0.0) | |
| 701～750 | | | | | | | | | | | | | | | | | 0 (0.0) | |
| 651～700 | | | | | | | | | | | | | | | | | 0 (0.0) | |
| 601～650 | | | | | | | | | | | | | | | | | 0 (0.0) | |
| 551～600 | | | | | | | | | | | | | | | | | 0 (0.0) | |
| 501～550 | | | | | | | | | | | | | | | | | 0 (0.0) | |
| 451～500 | | | | | | | | | | | | | | | | | 0 (0.0) | |
| 401～450 | | | | | | | | | | | | | | | | | 0 (0.0) | |
| 351～400 | | | | | | | | | | | | | | | | | 0 (0.0) | |
| 301～350 | | | | | | | | | | | | | | | | | 0 (0.0) | |
| 251～300 | | | | | 3 (0.1) | | | | | | | | | | | | 3 (0.1) | |
| 201～250 | | | | | 6 (0.1) | 1 (0.0) | | | | | | | | | | | 7 (0.2) | |
| 176～200 | | | | | 2 (0.0) | | | | | | | | | | | | 2 (0.0) | |
| 151～175 | | | | | 5 (0.1) | | 2 (0.0) | | | | | | | | | | 7 (0.2) | |
| 126～150 | | | | 3 (0.1) | 4 (0.1) | | 1 (0.0) | | | | | | | | | | 8 (0.2) | |
| 101～125 | | | | 9 (0.2) | 8 (0.2) | | 2 (0.0) | | | | | | | | | | 19 (0.4) | |
| 76～100 | | | | 11 (0.3) | 8 (0.2) | | 3 (0.1) | | | | | | | | | | 22 (0.5) | |
| 51～75 | | | 1 (0.0) | 46 (1.1) | 15 (0.3) | 8 (0.2) | 6 (0.1) | 1 (0.0) | | | | | | | | | 77 (1.8) | |
| 26～50 | | | 30 (0.7) | 156 (3.6) | 32 (0.7) | 12 (0.3) | 16 (0.4) | 4 (0.1) | | | | | | | | | 250 (5.8) | |
| 合計 | 0 (0.0) | 0 (0.0) | 31 (0.7) | 225 (5.2) | 83 (1.9) | 21 (0.5) | 30 (0.7) | 5 (0.1) | 0 (0.0) | 0 (0.0) | 0 (0.0) | 0 (0.0) | 0 (0.0) | 0 (0.0) | 0 (0.0) | 0 (0.0) | 395 (9.2) | |
| | | | | | | | | | | | | | | | | | 波高が25cm以下の回数 | 3919 (90.8) |
| | | | | | | | | | | | | | | | | | 合計 | 4314 (100.0) |

付表-A. 6. 58(b) 中城湾 f3周期帯領域における波高・波向階級別出現頻度統計

2011年 1月～2011年12月(年) 波向・波高階級別出現頻度表 (f3: 10.7～14.0秒) 観測地点: 中城湾

| 波高 波向 | NNE | NE | ENE | E | ESE | SE | SSE | S | SSW | SW | WSW | W | WNW | NW | NNW | N | 合計 | |
|---------|-------------|-------------|---------------|-----------------|----------------|---------------|---------------|--------------|-------------|-------------|-------------|-------------|-------------|-------------|-------------|-------------|-----------------|-----------------|
| 801～ | | | | | | | | | | | | | | | | | 0 (0.0) | |
| 751～800 | | | | | | | | | | | | | | | | | 0 (0.0) | |
| 701～750 | | | | | | | | | | | | | | | | | 0 (0.0) | |
| 651～700 | | | | | | | | | | | | | | | | | 0 (0.0) | |
| 601～650 | | | | | | | | | | | | | | | | | 0 (0.0) | |
| 551～600 | | | | | | | | | | | | | | | | | 0 (0.0) | |
| 501～550 | | | | 1 (0.0) | 1 (0.0) | | | | | | | | | | | | 2 (0.0) | |
| 451～500 | | | | | | | | | | | | | | | | | 0 (0.0) | |
| 401～450 | | | | | 3 (0.1) | | 1 (0.0) | | | | | | | | | | 4 (0.1) | |
| 351～400 | | | | | 2 (0.0) | | 2 (0.0) | | | | | | | | | | 4 (0.1) | |
| 301～350 | | | | | 2 (0.0) | | 4 (0.1) | | | | | | | | | | 6 (0.1) | |
| 251～300 | | | | 2 (0.0) | 6 (0.1) | | 5 (0.1) | | | | | | | | | | 13 (0.3) | |
| 201～250 | | | | 7 (0.2) | 13 (0.3) | 7 (0.2) | 7 (0.2) | 1 (0.0) | | | | | | | | | 35 (0.8) | |
| 176～200 | | | 4 (0.1) | 10 (0.2) | 7 (0.2) | 18 (0.4) | 4 (0.1) | | | | | | | | | | 43 (1.0) | |
| 151～175 | | | 4 (0.1) | 25 (0.6) | 8 (0.2) | 14 (0.3) | 3 (0.1) | 1 (0.0) | | | | | | | | | 55 (1.3) | |
| 126～150 | | | 10 (0.2) | 39 (0.9) | 12 (0.3) | 8 (0.2) | 5 (0.1) | | | | | | | | | | 74 (1.7) | |
| 101～125 | | | 18 (0.4) | 52 (1.2) | 17 (0.4) | 10 (0.2) | 12 (0.3) | 1 (0.0) | | | | | | | | | 110 (2.5) | |
| 76～100 | | | 28 (0.6) | 118 (2.7) | 32 (0.7) | 24 (0.6) | 14 (0.3) | 5 (0.1) | | | | | | | | | 221 (5.1) | |
| 51～75 | | | 68 (1.6) | 298 (6.9) | 132 (3.1) | 40 (0.9) | 29 (0.7) | 2 (0.0) | | | | | | | | | 569 (13.2) | |
| 26～50 | | | 109 (2.5) | 797 (18.5) | 620 (14.4) | 102 (2.4) | 37 (0.9) | | | | | | | | | | 1665 (38.6) | |
| 合計 | 0 (0.0) | 0 (0.0) | 241 (5.6) | 1349 (31.3) | 855 (19.8) | 223 (5.2) | 123 (2.9) | 10 (0.2) | 0 (0.0) | 0 (0.0) | 0 (0.0) | 0 (0.0) | 0 (0.0) | 0 (0.0) | 0 (0.0) | 0 (0.0) | 2801 (64.9) | |
| | | | | | | | | | | | | | | | | | 波高が25cm以下の回数 | 1513 (35.1) |
| | | | | | | | | | | | | | | | | | 合計 | 4314 (100.0) |

付表-A. 6. 58(c) 中城湾 f4周期帯領域における波高・波向階級別出現頻度統計

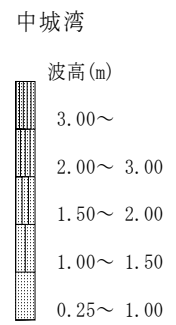
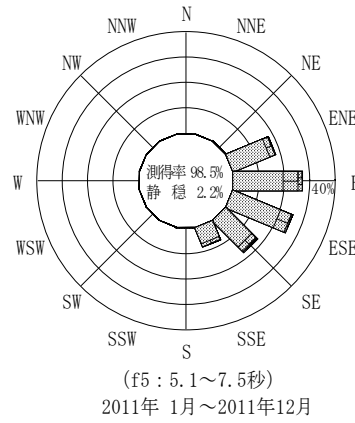
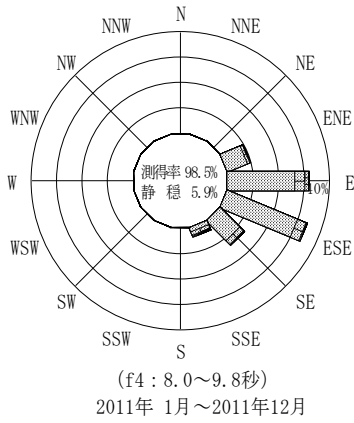
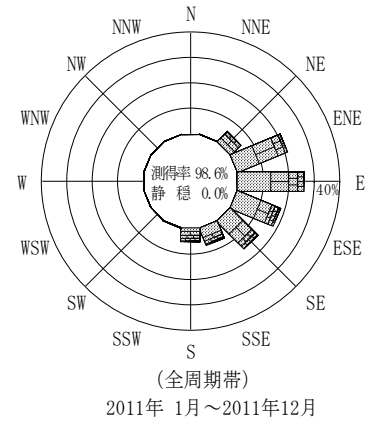
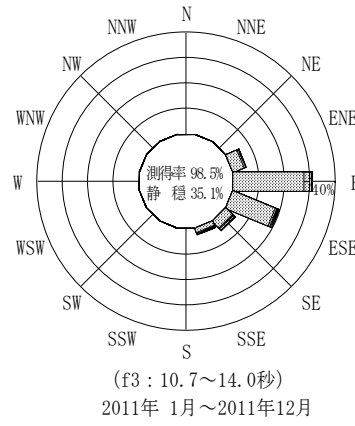
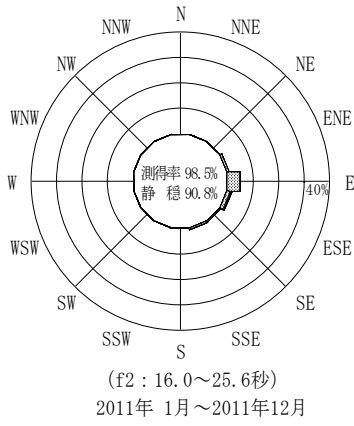
2011年 1月～2011年12月(年) 波向・波高階級別出現頻度表 (f4: 8.0～9.8秒) 観測地点: 中城湾

| 波高 | 波向 | NNE | NE | ENE | E | ESE | SE | SSE | S | SSW | SW | WSW | W | WNW | NW | NNW | N | 合計 | |
|---------|----|------------|--------------|---------------|----------------|----------------|---------------|--------------|------------|------------|------------|------------|------------|------------|------------|------------|------------|----------------|-----------------|
| 801～ | | | | | | | | | | | | | | | | | | 0 (0.0) | |
| 751～800 | | | | | | | | | | | | | | | | | | 0 (0.0) | |
| 701～750 | | | | | | | | | | | | | | | | | | 0 (0.0) | |
| 651～700 | | | | | | | | | | | | | | | | | | 0 (0.0) | |
| 601～650 | | | | | | | | | | | | | | | | | | 0 (0.0) | |
| 551～600 | | | | | | | | | | | | | | | | | | 0 (0.0) | |
| 501～550 | | | | | | | | | | | | | | | | | | 0 (0.0) | |
| 451～500 | | | | | | | | | | | | | | | | | | 0 (0.0) | |
| 401～450 | | | | | | | | | | | | | | | | | | 0 (0.0) | |
| 351～400 | | | | | | | | | | | | | | | | | | 0 (0.0) | |
| 301～350 | | | | | | | 1 (0.0) | 1 (0.0) | | | | | | | | | | 2 (0.0) | |
| 251～300 | | | | 5 (0.1) | | 3 (0.1) | 4 (0.1) | | | | | | | | | | | 12 (0.3) | |
| 201～250 | | | | 8 (0.2) | 3 (0.1) | 5 (0.1) | 12 (0.3) | | | | | | | | | | | 28 (0.6) | |
| 176～200 | | | 3 (0.1) | 18 (0.4) | 7 (0.2) | 3 (0.1) | 8 (0.2) | | | | | | | | | | | 39 (0.9) | |
| 151～175 | | | 7 (0.2) | 42 (1.0) | 12 (0.3) | 6 (0.1) | 10 (0.2) | | | | | | | | | | | 77 (1.8) | |
| 126～150 | | | 6 (0.1) | 69 (1.6) | 47 (1.1) | 44 (1.0) | 17 (0.4) | | | | | | | | | | | 183 (4.2) | |
| 101～125 | | | 38 (0.9) | 103 (2.4) | 106 (2.5) | 49 (1.1) | 43 (1.0) | | | | | | | | | | | 339 (7.9) | |
| 76～100 | | | 86 (2.0) | 128 (3.0) | 138 (3.2) | 87 (2.0) | 32 (0.7) | 3 (0.1) | | | | | | | | | | 474 (11.0) | |
| 51～75 | | | 131 (3.0) | 382 (8.9) | 416 (9.6) | 143 (3.3) | 23 (0.5) | | | | | | | | | | | 1095 (25.4) | |
| 26～50 | | 2 (0.0) | 153 (3.5) | 639 (14.8) | 747 (17.3) | 245 (5.7) | 25 (0.6) | | | | | | | | | | | 1811 (42.0) | |
| 合計 | | 0 (0.0) | 2 (0.0) | 424 (9.8) | 1394 (32.3) | 1476 (34.2) | 586 (13.6) | 175 (4.1) | 3 (0.1) | 0 (0.0) | 0 (0.0) | 0 (0.0) | 0 (0.0) | 0 (0.0) | 0 (0.0) | 0 (0.0) | 0 (0.0) | 4060 (94.1) | |
| | | | | | | | | | | | | | | | | | | 波高が25cm以下の回数 | 254 (5.9) |
| | | | | | | | | | | | | | | | | | | 合計 | 4314 (100.0) |

付表-A. 6. 58(d) 中城湾 f5周期帯領域における波高・波向階級別出現頻度統計

2011年 1月～2011年12月(年) 波向・波高階級別出現頻度表 (f5: 5.1～7.5秒) 観測地点: 中城湾

| 波高 | 波向 | NNE | NE | ENE | E | ESE | SE | SSE | S | SSW | SW | WSW | W | WNW | NW | NNW | N | 合計 | |
|---------|----|------------|--------------|---------------|----------------|----------------|---------------|--------------|-------------|------------|------------|------------|------------|------------|------------|------------|------------|----------------|-----------------|
| 801～ | | | | | | | | | | | | | | | | | | 0 (0.0) | |
| 751～800 | | | | | | | | | | | | | | | | | | 0 (0.0) | |
| 701～750 | | | | | | | | | | | | | | | | | | 0 (0.0) | |
| 651～700 | | | | | | | | | | | | | | | | | | 0 (0.0) | |
| 601～650 | | | | | | | | | | | | | | | | | | 0 (0.0) | |
| 551～600 | | | | | | | | | | | | | | | | | | 0 (0.0) | |
| 501～550 | | | | | | | | | | | | | | | | | | 0 (0.0) | |
| 451～500 | | | | | | | | | | | | | | | | | | 0 (0.0) | |
| 401～450 | | | | | | | | | | | | | | | | | | 0 (0.0) | |
| 351～400 | | | | | | | | | | | | | | | | | | 0 (0.0) | |
| 301～350 | | | | | | | | | | | | | | | | | | 0 (0.0) | |
| 251～300 | | | | | | | 2 (0.0) | | | | | | | | | | | 2 (0.0) | |
| 201～250 | | | 3 (0.1) | 7 (0.2) | 1 (0.0) | 13 (0.3) | 3 (0.1) | | | | | | | | | | | 27 (0.6) | |
| 176～200 | | | 18 (0.4) | 4 (0.1) | 8 (0.2) | 1 (0.0) | | | | | | | | | | | | 31 (0.7) | |
| 151～175 | | | 9 (0.2) | 46 (1.1) | 19 (0.4) | 12 (0.3) | 3 (0.1) | | | | | | | | | | | 89 (2.1) | |
| 126～150 | | | 32 (0.7) | 107 (2.5) | 58 (1.3) | 18 (0.4) | 17 (0.4) | | | | | | | | | | | 232 (5.4) | |
| 101～125 | | | 60 (1.4) | 142 (3.3) | 132 (3.1) | 79 (1.8) | 36 (0.8) | | | | | | | | | | | 449 (10.4) | |
| 76～100 | | 1 (0.0) | 123 (2.9) | 187 (4.3) | 195 (4.5) | 145 (3.4) | 58 (1.3) | 2 (0.0) | | | | | | | | | | 711 (16.5) | |
| 51～75 | | 3 (0.1) | 307 (7.1) | 306 (7.1) | 366 (8.5) | 243 (5.6) | 92 (2.1) | 7 (0.2) | | | | | | | | | | 1324 (30.7) | |
| 26～50 | | 5 (0.1) | 250 (5.8) | 371 (8.6) | 328 (7.6) | 244 (5.7) | 147 (3.4) | 8 (0.2) | | | | | | | | | | 1353 (31.4) | |
| 合計 | | 0 (0.0) | 9 (0.2) | 784 (18.2) | 1184 (27.4) | 1103 (25.6) | 764 (17.7) | 357 (8.3) | 17 (0.4) | 0 (0.0) | 0 (0.0) | 0 (0.0) | 0 (0.0) | 0 (0.0) | 0 (0.0) | 0 (0.0) | 0 (0.0) | 4218 (97.8) | |
| | | | | | | | | | | | | | | | | | | 波高が25cm以下の回数 | 96 (2.2) |
| | | | | | | | | | | | | | | | | | | 合計 | 4314 (100.0) |



付図-A.3.58 中城湾 波高・波向別出現頻度図 (f2, f3, f4, f5, 全周期帯)