

付表-A. 6. 37(a) 仙台新港 f2周期帯領域における波高・波向階級別出現頻度統計

2011年 1月～2011年12月(年) 波向・波高階級別出現頻度表 (f2: 16.0～25.6秒) 観測地点: 仙台新港

| 波高 | 波向 | NNE | NE | ENE | E | ESE | SE | SSE | S | SSW | SW | WSW | W | WNW | NW | NNW | N | 合計 | |
|---------|----|-------------|-------------|-------------|---------------|--------------|-------------|-------------|-------------|-------------|-------------|-------------|-------------|-------------|-------------|-------------|-------------|----------------|-----------------|
| 801～ | | | | | | | | | | | | | | | | | | 0 (0.0) | |
| 751～800 | | | | | | | | | | | | | | | | | | 0 (0.0) | |
| 701～750 | | | | | | | | | | | | | | | | | | 0 (0.0) | |
| 651～700 | | | | | | | | | | | | | | | | | | 0 (0.0) | |
| 601～650 | | | | | | | | | | | | | | | | | | 0 (0.0) | |
| 551～600 | | | | | | | | | | | | | | | | | | 0 (0.0) | |
| 501～550 | | | | | | | | | | | | | | | | | | 0 (0.0) | |
| 451～500 | | | | | | | | | | | | | | | | | | 0 (0.0) | |
| 401～450 | | | | | | | | | | | | | | | | | | 0 (0.0) | |
| 351～400 | | | | | | | | | | | | | | | | | | 0 (0.0) | |
| 301～350 | | | | | | | | | | | | | | | | | | 0 (0.0) | |
| 251～300 | | | | | | | | | | | | | | | | | | 0 (0.0) | |
| 201～250 | | | | | | | | | | | | | | | | | | 0 (0.0) | |
| 176～200 | | | | | | | | | | | | | | | | | | 0 (0.0) | |
| 151～175 | | | | | | | | | | | | | | | | | | 0 (0.0) | |
| 126～150 | | | | | | | | | | | | | | | | | | 0 (0.0) | |
| 101～125 | | | | | 4 (0.5) | 1 (0.1) | | | | | | | | | | | | 5 (0.6) | |
| 76～100 | | | | | 5 (0.6) | 1 (0.1) | | | | | | | | | | | | 6 (0.7) | |
| 51～75 | | | | | 18 (2.2) | 15 (1.9) | | | | | | | | | | | | 33 (4.1) | |
| 26～50 | | | | | 59 (7.3) | 48 (6.0) | | | | | | | | | | | | 107 (13.3) | |
| 合計 | | 0 (0.0) | 0 (0.0) | 0 (0.0) | 86 (10.7) | 65 (8.1) | 0 (0.0) | 0 (0.0) | 0 (0.0) | 0 (0.0) | 0 (0.0) | 0 (0.0) | 0 (0.0) | 0 (0.0) | 0 (0.0) | 0 (0.0) | 0 (0.0) | 151 (18.8) | |
| | | | | | | | | | | | | | | | | | | 波高が25cm以下の回数 | 652 (81.2) |
| | | | | | | | | | | | | | | | | | | 合計 | 803 (100.0) |

付表-A. 6. 37(b) 仙台新港 f3周期帯領域における波高・波向階級別出現頻度統計

2011年 1月～2011年12月(年) 波向・波高階級別出現頻度表 (f3: 10.7～14.0秒) 観測地点: 仙台新港

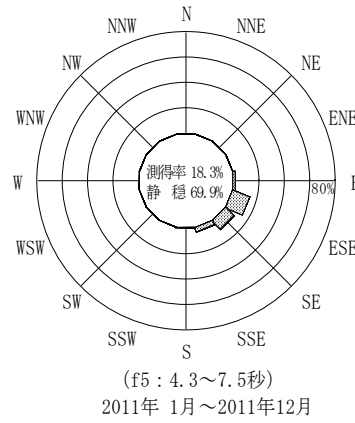
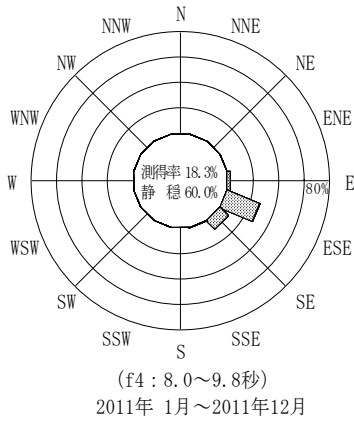
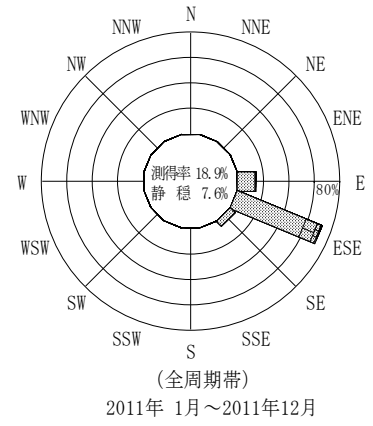
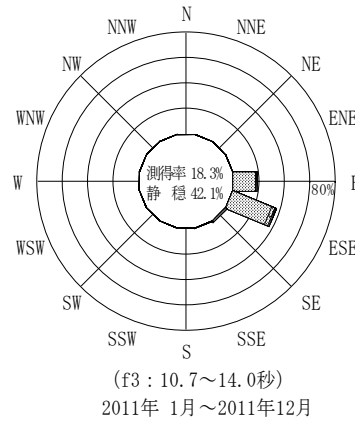
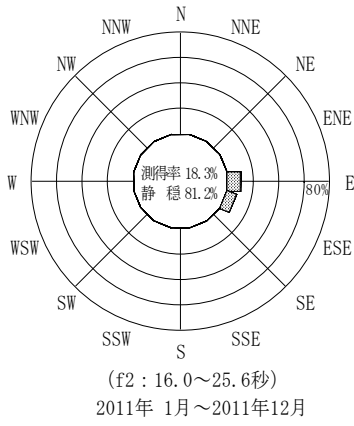
| 波高 | 波向 | NNE | NE | ENE | E | ESE | SE | SSE | S | SSW | SW | WSW | W | WNW | NW | NNW | N | 合計 | |
|---------|----|-------------|-------------|-------------|----------------|----------------|--------------|-------------|-------------|-------------|-------------|-------------|-------------|-------------|-------------|-------------|-------------|----------------|-----------------|
| 801～ | | | | | | | | | | | | | | | | | | 0 (0.0) | |
| 751～800 | | | | | | | | | | | | | | | | | | 0 (0.0) | |
| 701～750 | | | | | | | | | | | | | | | | | | 0 (0.0) | |
| 651～700 | | | | | | | | | | | | | | | | | | 0 (0.0) | |
| 601～650 | | | | | | | | | | | | | | | | | | 0 (0.0) | |
| 551～600 | | | | | | | | | | | | | | | | | | 0 (0.0) | |
| 501～550 | | | | | | | | | | | | | | | | | | 0 (0.0) | |
| 451～500 | | | | | | | | | | | | | | | | | | 0 (0.0) | |
| 401～450 | | | | | | | | | | | | | | | | | | 0 (0.0) | |
| 351～400 | | | | | | | | | | | | | | | | | | 0 (0.0) | |
| 301～350 | | | | | | | | | | | | | | | | | | 0 (0.0) | |
| 251～300 | | | | | | | | | | | | | | | | | | 0 (0.0) | |
| 201～250 | | | | | | 1 (0.1) | | | | | | | | | | | | 1 (0.1) | |
| 176～200 | | | | | | 1 (0.1) | | | | | | | | | | | | 1 (0.1) | |
| 151～175 | | | | | 5 (0.6) | 8 (1.0) | | | | | | | | | | | | 13 (1.6) | |
| 126～150 | | | | | | 7 (0.9) | | | | | | | | | | | | 7 (0.9) | |
| 101～125 | | | | | 5 (0.6) | 14 (1.7) | | | | | | | | | | | | 19 (2.4) | |
| 76～100 | | | | | 8 (1.0) | 37 (4.6) | | | | | | | | | | | | 45 (5.6) | |
| 51～75 | | | | | 34 (4.2) | 107 (13.3) | | | | | | | | | | | | 141 (17.6) | |
| 26～50 | | | | | 102 (12.7) | 124 (15.4) | 10 (1.2) | 2 (0.2) | | | | | | | | | | 238 (29.6) | |
| 合計 | | 0 (0.0) | 0 (0.0) | 0 (0.0) | 154 (19.2) | 299 (37.2) | 10 (1.2) | 2 (0.2) | 0 (0.0) | 0 (0.0) | 0 (0.0) | 0 (0.0) | 0 (0.0) | 0 (0.0) | 0 (0.0) | 0 (0.0) | 0 (0.0) | 465 (57.9) | |
| | | | | | | | | | | | | | | | | | | 波高が25cm以下の回数 | 338 (42.1) |
| | | | | | | | | | | | | | | | | | | 合計 | 803 (100.0) |

付表-A. 6. 37(c) 仙台新港 f4周期帯領域における波高・波向階級別出現頻度統計
 2011年 1月～2011年12月(年) 波向・波高階級別出現頻度表 (f4: 8.0～9.8秒) 観測地点: 仙台新港


| 波高 波向 | NNE | NE | ENE | E | ESE | SE | SSE | S | SSW | SW | WSW | W | WNW | NW | NNW | N | 合計 |
|--------------|-------------|-------------|-------------|--------------|----------------|--------------|-------------|-------------|-------------|-------------|-------------|-------------|-------------|-------------|-------------|-------------|-----------------|
| 801～ | | | | | | | | | | | | | | | | | 0 (0.0) |
| 751～800 | | | | | | | | | | | | | | | | | 0 (0.0) |
| 701～750 | | | | | | | | | | | | | | | | | 0 (0.0) |
| 651～700 | | | | | | | | | | | | | | | | | 0 (0.0) |
| 601～650 | | | | | | | | | | | | | | | | | 0 (0.0) |
| 551～600 | | | | | | | | | | | | | | | | | 0 (0.0) |
| 501～550 | | | | | | | | | | | | | | | | | 0 (0.0) |
| 451～500 | | | | | | | | | | | | | | | | | 0 (0.0) |
| 401～450 | | | | | | | | | | | | | | | | | 0 (0.0) |
| 351～400 | | | | | | | | | | | | | | | | | 0 (0.0) |
| 301～350 | | | | | | | | | | | | | | | | | 0 (0.0) |
| 251～300 | | | | | | | | | | | | | | | | | 0 (0.0) |
| 201～250 | | | | | | | | | | | | | | | | | 0 (0.0) |
| 176～200 | | | | | | | | | | | | | | | | | 0 (0.0) |
| 151～175 | | | | | | | | | | | | | | | | | 0 (0.0) |
| 126～150 | | | | | | | | | | | | | | | | | 0 (0.0) |
| 101～125 | | | | | 4 (0.5) | | | | | | | | | | | | 4 (0.5) |
| 76～100 | | | | | 28 (3.5) | | | | | | | | | | | | 28 (3.5) |
| 51～75 | | | | 9 (1.1) | 48 (6.0) | 17 (2.1) | | | | | | | | | | | 74 (9.2) |
| 26～50 | | | | 10 (1.2) | 145 (18.1) | 57 (7.1) | 3 (0.4) | | | | | | | | | | 215 (26.8) |
| 合計 | 0 (0.0) | 0 (0.0) | 0 (0.0) | 19 (2.4) | 225 (28.0) | 74 (9.2) | 3 (0.4) | 0 (0.0) | 0 (0.0) | 0 (0.0) | 0 (0.0) | 0 (0.0) | 0 (0.0) | 0 (0.0) | 0 (0.0) | 0 (0.0) | 321 (40.0) |
| 波高が25cm以下の回数 | | | | | | | | | | | | | | | | | 482 (60.0) |
| 合計 | | | | | | | | | | | | | | | | | 803 (100.0) |

付表-A. 6. 37(d) 仙台新港 f5周期帯領域における波高・波向階級別出現頻度統計
 2011年 1月～2011年12月(年) 波向・波高階級別出現頻度表 (f5: 4.3～7.5秒) 観測地点: 仙台新港

| 波高 波向 | NNE | NE | ENE | E | ESE | SE | SSE | S | SSW | SW | WSW | W | WNW | NW | NNW | N | 合計 |
|--------------|-------------|-------------|-------------|--------------|----------------|--------------|--------------|-------------|-------------|-------------|-------------|-------------|-------------|-------------|-------------|-------------|-----------------|
| 801～ | | | | | | | | | | | | | | | | | 0 (0.0) |
| 751～800 | | | | | | | | | | | | | | | | | 0 (0.0) |
| 701～750 | | | | | | | | | | | | | | | | | 0 (0.0) |
| 651～700 | | | | | | | | | | | | | | | | | 0 (0.0) |
| 601～650 | | | | | | | | | | | | | | | | | 0 (0.0) |
| 551～600 | | | | | | | | | | | | | | | | | 0 (0.0) |
| 501～550 | | | | | | | | | | | | | | | | | 0 (0.0) |
| 451～500 | | | | | | | | | | | | | | | | | 0 (0.0) |
| 401～450 | | | | | | | | | | | | | | | | | 0 (0.0) |
| 351～400 | | | | | | | | | | | | | | | | | 0 (0.0) |
| 301～350 | | | | | | | | | | | | | | | | | 0 (0.0) |
| 251～300 | | | | | | | | | | | | | | | | | 0 (0.0) |
| 201～250 | | | | | | | | | | | | | | | | | 0 (0.0) |
| 176～200 | | | | | | | | | | | | | | | | | 0 (0.0) |
| 151～175 | | | | | | | | | | | | | | | | | 0 (0.0) |
| 126～150 | | | | | | | 1 (0.1) | | | | | | | | | | 1 (0.1) |
| 101～125 | | | | | | 5 (0.6) | 2 (0.2) | | | | | | | | | | 7 (0.9) |
| 76～100 | | | | | 5 (0.6) | 14 (1.7) | | | | | | | | | | | 19 (2.4) |
| 51～75 | | | | 6 (0.7) | 48 (6.0) | 9 (1.1) | 3 (0.4) | 1 (0.1) | | | | | | | | | 67 (8.3) |
| 26～50 | | | | 9 (1.1) | 63 (7.8) | 50 (6.2) | 25 (3.1) | 1 (0.1) | | | | | | | | | 148 (18.4) |
| 合計 | 0 (0.0) | 0 (0.0) | 0 (0.0) | 15 (1.9) | 116 (14.4) | 78 (9.7) | 31 (3.9) | 2 (0.2) | 0 (0.0) | 0 (0.0) | 0 (0.0) | 0 (0.0) | 0 (0.0) | 0 (0.0) | 0 (0.0) | 0 (0.0) | 242 (30.1) |
| 波高が25cm以下の回数 | | | | | | | | | | | | | | | | | 561 (69.9) |
| 合計 | | | | | | | | | | | | | | | | | 803 (100.0) |



仙台新港



付図-A.3.37 仙台新港 波高・波向別出現頻度図 (f2, f3, f4, f5, 全周期帯)