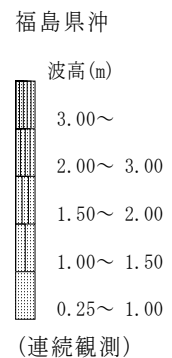
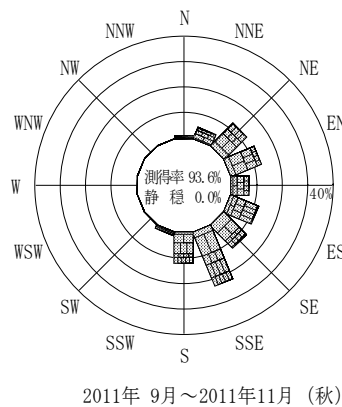
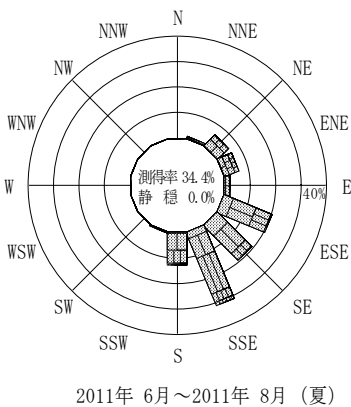
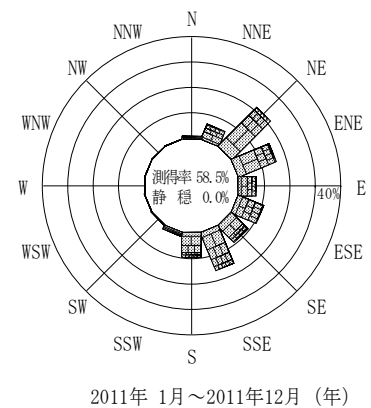
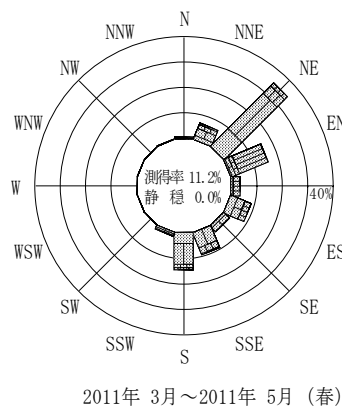
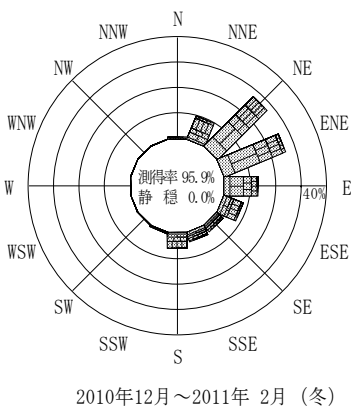


付表-B.4.70 福島県沖 波高・波向別出現頻度統計（連続観測，2011年1月～2011年12月）
 2011年1月～2011年12月（年） 波高・波向階級別出現頻度表（有義波） 観測地点：福島県沖

| 波高 | 波向 | NNE | NE | ENE | E | ESE | SE | SSE | S | SSW | SW | WSW | W | WNW | NW | NNW | N | 合計 | |
|---------|----|--------------|----------------|----------------|---------------|----------------|---------------|----------------|---------------|--------------|-------------|------------|------------|------------|------------|-------------|----------------|------------------|------------------|
| 801～ | | | | | | | | | | | | | | | | | | 0 (0.0) | |
| 751～800 | | | | | | | | | | | | | | | | | | 0 (0.0) | |
| 701～750 | | | 1 (0.0) | | | | | 1 (0.0) | 1 (0.0) | | | | | | | | | 3 (0.0) | |
| 651～700 | | | 4 (0.0) | | | | | 2 (0.0) | 3 (0.0) | | | | | | | | | 9 (0.1) | |
| 601～650 | | | 25 (0.2) | | | | | | | | | | | | | | | 25 (0.2) | |
| 551～600 | | | 30 (0.2) | 1 (0.0) | | | | 3 (0.0) | 4 (0.0) | | | | | | | | | 38 (0.2) | |
| 501～550 | | | 18 (0.1) | 1 (0.0) | | | | 1 (0.0) | 2 (0.0) | 9 (0.1) | | | | | | | | 31 (0.2) | |
| 451～500 | | | 26 (0.2) | 12 (0.1) | 1 (0.0) | 4 (0.0) | 4 (0.0) | 11 (0.1) | 10 (0.1) | | | | | | | | | 68 (0.4) | |
| 401～450 | | | 14 (0.1) | 15 (0.1) | 2 (0.0) | 7 (0.0) | 16 (0.1) | 11 (0.1) | 17 (0.1) | | | | | | | | | 82 (0.5) | |
| 351～400 | | 3 (0.0) | 30 (0.2) | 23 (0.1) | 5 (0.0) | 13 (0.1) | 29 (0.2) | 92 (0.6) | 51 (0.3) | | | | | | | | 1 (0.0) | 247 (1.6) | |
| 301～350 | | 25 (0.2) | 65 (0.4) | 28 (0.2) | 13 (0.1) | 17 (0.1) | 16 (0.1) | 128 (0.8) | 58 (0.4) | | | | | | | | 10 (0.1) | 360 (2.3) | |
| 251～300 | | 98 (0.6) | 106 (0.7) | 114 (0.7) | 64 (0.4) | 156 (1.0) | 63 (0.4) | 159 (1.0) | 26 (0.2) | 4 (0.0) | | | | | 8 (0.1) | 39 (0.3) | 837 (5.4) | | |
| 201～250 | | 119 (0.8) | 341 (2.2) | 301 (2.0) | 170 (1.1) | 329 (2.1) | 119 (0.8) | 298 (1.9) | 106 (0.7) | 10 (0.1) | | | | | 2 (0.0) | 30 (0.2) | 1825 (11.9) | | |
| 176～200 | | 102 (0.7) | 265 (1.7) | 236 (1.5) | 149 (1.0) | 238 (1.5) | 76 (0.5) | 313 (2.0) | 206 (1.3) | 23 (0.1) | 1 (0.0) | | | 1 (0.0) | | 13 (0.1) | 1623 (10.6) | | |
| 151～175 | | 147 (1.0) | 377 (2.5) | 255 (1.7) | 118 (0.8) | 201 (1.3) | 102 (0.7) | 331 (2.2) | 233 (1.5) | 46 (0.3) | 2 (0.0) | | | | | | 37 (0.2) | 1849 (12.0) | |
| 126～150 | | 177 (1.2) | 479 (3.1) | 356 (2.3) | 208 (1.4) | 184 (1.2) | 199 (1.3) | 436 (2.8) | 313 (2.0) | 46 (0.3) | 1 (0.0) | | | | 1 (0.0) | 15 (0.1) | 2415 (15.7) | | |
| 101～125 | | 169 (1.1) | 793 (5.2) | 585 (3.8) | 165 (1.1) | 222 (1.4) | 338 (2.2) | 374 (2.4) | 241 (1.6) | 27 (0.2) | 1 (0.0) | | | | | 13 (0.1) | 2928 (19.0) | | |
| 76～100 | | 100 (0.7) | 591 (3.8) | 469 (3.1) | 102 (0.7) | 173 (1.1) | 247 (1.6) | 175 (1.1) | 133 (0.9) | 41 (0.3) | 8 (0.1) | | | | | 7 (0.0) | 2046 (13.3) | | |
| 51～75 | | 44 (0.3) | 154 (1.0) | 78 (0.5) | 79 (0.5) | 117 (0.8) | 205 (1.3) | 133 (0.9) | 94 (0.6) | 52 (0.3) | 9 (0.1) | 1 (0.0) | | | | | 4 (0.0) | 970 (6.3) | |
| 26～50 | | 2 (0.0) | | | 1 (0.0) | | 5 (0.0) | 8 (0.1) | 4 (0.0) | | | | | | | | 1 (0.0) | 21 (0.1) | |
| 合計 | | 986 (6.4) | 3319 (21.6) | 2474 (16.1) | 1077 (7.0) | 1661 (10.8) | 1420 (9.2) | 2477 (16.1) | 1509 (9.8) | 249 (1.6) | 22 (0.1) | 1 (0.0) | 0 (0.0) | 0 (0.0) | 1 (0.0) | 11 (0.1) | 170 (1.1) | 15377 (100.0) | |
| (連続観測) | | | | | | | | | | | | | | | | | | 有義波が25cm以下の回数 | 0 (0.0) |
| | | | | | | | | | | | | | | | | | | 合計 | 15377 (100.0) |



付図-B.2.70 福島県沖 波高・波向別出現頻度図（連続観測）