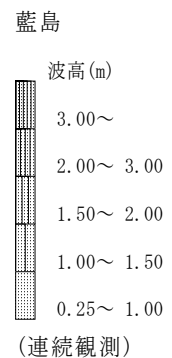
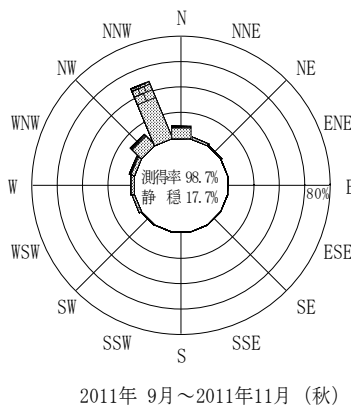
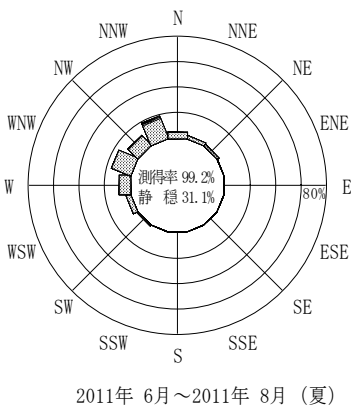
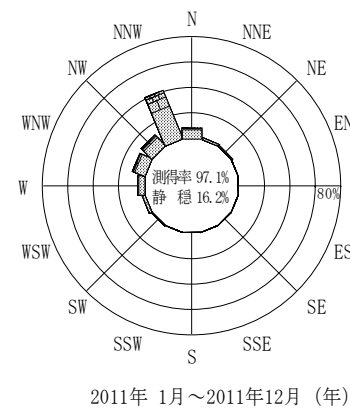
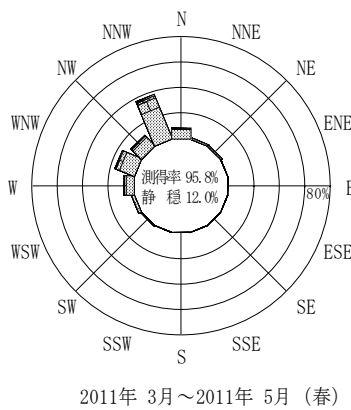
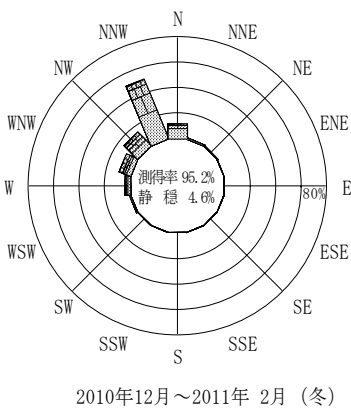


付表-B.4.21 藍島 波高・波向別出現頻度統計（連続観測，2011年1月～2011年12月）
 2011年1月～2011年12月（年） 波高・波向階級別出現頻度表（有義波） 観測地点：藍島

| 波高 | 波向 | NNE | NE | ENE | E | ESE | SE | SSE | S | SSW | SW | WSW | W | WNW | NW | NNW | N | 合計 |
|---------|----|-----|----|-----|---|-----|----|-----|---|-----|----|-----|---|-----|----|-----|--------------|-----------------|
| 801～ | | | | | | | | | | | | | | | | | | 0 (0.0) |
| 751～800 | | | | | | | | | | | | | | | | | | 0 (0.0) |
| 701～750 | | | | | | | | | | | | | | | | | | 0 (0.0) |
| 651～700 | | | | | | | | | | | | | | | | | | 0 (0.0) |
| 601～650 | | | | | | | | | | | | | | | | | | 0 (0.0) |
| 551～600 | | | | | | | | | | | | | | | | | | 0 (0.0) |
| 501～550 | | | | | | | | | | | | | | | | | | 0 (0.0) |
| 451～500 | | | | | | | | | | | | | | | | | | 0 (0.0) |
| 401～450 | | | | | | | | | | | | | | | | | 1 (0.0) | 1 (0.0) |
| 351～400 | | | | | | | | | | | | | | | | | 10 (0.0) | 15 (0.1) |
| 301～350 | | | | | | | | | | | | | | | | | 9 (0.0) | 56 (0.2) |
| 251～300 | | | | | | | | | | | | | | | | | 16 (0.1) | 230 (0.9) |
| 201～250 | | | | | | | | | | | | | | | | | 30 (0.1) | 460 (1.8) |
| 176～200 | | | | | | | | | | | | | | | | | 15 (0.1) | 544 (2.1) |
| 151～175 | | | | | | | | | | | | | | | | | 57 (0.2) | 880 (3.4) |
| 126～150 | | | | | | | | | | | | | | | | | 74 (0.3) | 1281 (5.0) |
| 101～125 | | | | | | | | | | | | | | | | | 14 (0.1) | 1810 (7.1) |
| 76～100 | | | | | | | | | | | | | | | | | 41 (0.2) | 2780 (10.9) |
| 51～75 | | | | | | | | | | | | | | | | | 107 (0.4) | 4562 (17.9) |
| 26～50 | | | | | | | | | | | | | | | | | 375 (1.5) | 8775 (34.4) |
| 合計 | | | | | | | | | | | | | | | | | | 21394 (83.8) |

| | | |
|--------|---------------|------------------|
| (連続観測) | 有義波が25cm以下の回数 | 4127 (16.2) |
| | 合計 | 25521 (100.0) |



付図-B.2.21 藍島 波高・波向別出現頻度図（連続観測）