

付表-B.6.50(a) 神戸 f2周期帯領域における波高・波向階級別出現頻度統計（連続観測）

2010年 1月～2010年12月(年) 波向・波高階級別出現頻度表 (f2: 16.0～25.6秒) 観測地点: 神戸

| 波高 波向 | NNE | NE | ENE | E | ESE | SE | SSE | S | SSW | SW | WSW | W | WNW | NW | NNW | N | 合計 |
|---------|------------|------------|------------|------------|------------|------------|------------|------------|------------|------------|------------|------------|------------|------------|------------|------------|------------|
| 801～ | | | | | | | | | | | | | | | | | 0 (0.0) |
| 751～800 | | | | | | | | | | | | | | | | | 0 (0.0) |
| 701～750 | | | | | | | | | | | | | | | | | 0 (0.0) |
| 651～700 | | | | | | | | | | | | | | | | | 0 (0.0) |
| 601～650 | | | | | | | | | | | | | | | | | 0 (0.0) |
| 551～600 | | | | | | | | | | | | | | | | | 0 (0.0) |
| 501～550 | | | | | | | | | | | | | | | | | 0 (0.0) |
| 451～500 | | | | | | | | | | | | | | | | | 0 (0.0) |
| 401～450 | | | | | | | | | | | | | | | | | 0 (0.0) |
| 351～400 | | | | | | | | | | | | | | | | | 0 (0.0) |
| 301～350 | | | | | | | | | | | | | | | | | 0 (0.0) |
| 251～300 | | | | | | | | | | | | | | | | | 0 (0.0) |
| 201～250 | | | | | | | | | | | | | | | | | 0 (0.0) |
| 176～200 | | | | | | | | | | | | | | | | | 0 (0.0) |
| 151～175 | | | | | | | | | | | | | | | | | 0 (0.0) |
| 126～150 | | | | | | | | | | | | | | | | | 0 (0.0) |
| 101～125 | | | | | | | | | | | | | | | | | 0 (0.0) |
| 76～100 | | | | | | | | | | | | | | | | | 0 (0.0) |
| 51～75 | | | | | | | | | | | | | | | | | 0 (0.0) |
| 26～50 | | | | | | | | | | | | | | | | | 0 (0.0) |
| 合計 | 0 (0.0) | 0 (0.0) | 0 (0.0) | 0 (0.0) | 0 (0.0) | 0 (0.0) | 0 (0.0) | 0 (0.0) | 0 (0.0) | 0 (0.0) | 0 (0.0) | 0 (0.0) | 0 (0.0) | 0 (0.0) | 0 (0.0) | 0 (0.0) | 0 (0.0) |

(連続観測)

| | |
|--------------|------------------|
| 波高が25cm以下の回数 | 15450 (100.0) |
| 合計 | 15450 (100.0) |

付表-B.6.50(b) 神戸 f3周期帯領域における波高・波向階級別出現頻度統計（連続観測）

2010年 1月～2010年12月(年) 波向・波高階級別出現頻度表 (f3: 10.7～14.0秒) 観測地点: 神戸

| 波高 波向 | NNE | NE | ENE | E | ESE | SE | SSE | S | SSW | SW | WSW | W | WNW | NW | NNW | N | 合計 |
|---------|------------|------------|------------|------------|------------|------------|------------|------------|------------|------------|------------|------------|------------|------------|------------|------------|------------|
| 801～ | | | | | | | | | | | | | | | | | 0 (0.0) |
| 751～800 | | | | | | | | | | | | | | | | | 0 (0.0) |
| 701～750 | | | | | | | | | | | | | | | | | 0 (0.0) |
| 651～700 | | | | | | | | | | | | | | | | | 0 (0.0) |
| 601～650 | | | | | | | | | | | | | | | | | 0 (0.0) |
| 551～600 | | | | | | | | | | | | | | | | | 0 (0.0) |
| 501～550 | | | | | | | | | | | | | | | | | 0 (0.0) |
| 451～500 | | | | | | | | | | | | | | | | | 0 (0.0) |
| 401～450 | | | | | | | | | | | | | | | | | 0 (0.0) |
| 351～400 | | | | | | | | | | | | | | | | | 0 (0.0) |
| 301～350 | | | | | | | | | | | | | | | | | 0 (0.0) |
| 251～300 | | | | | | | | | | | | | | | | | 0 (0.0) |
| 201～250 | | | | | | | | | | | | | | | | | 0 (0.0) |
| 176～200 | | | | | | | | | | | | | | | | | 0 (0.0) |
| 151～175 | | | | | | | | | | | | | | | | | 0 (0.0) |
| 126～150 | | | | | | | | | | | | | | | | | 0 (0.0) |
| 101～125 | | | | | | | | | | | | | | | | | 0 (0.0) |
| 76～100 | | | | | | | | | | | | | | | | | 0 (0.0) |
| 51～75 | | | | | | | | | | | | | | | | | 0 (0.0) |
| 26～50 | | | | | | | | | | 4 (0.0) | | | | | | | 4 (0.0) |
| 合計 | 0 (0.0) | 0 (0.0) | 0 (0.0) | 0 (0.0) | 0 (0.0) | 0 (0.0) | 0 (0.0) | 0 (0.0) | 0 (0.0) | 4 (0.0) | 0 (0.0) | 0 (0.0) | 0 (0.0) | 0 (0.0) | 0 (0.0) | 0 (0.0) | 4 (0.0) |

(連続観測)

| | |
|--------------|------------------|
| 波高が25cm以下の回数 | 15446 (100.0) |
| 合計 | 15450 (100.0) |

付表-B.6.50(c) 神戸 f4周期帯領域における波高・波向階級別出現頻度統計（連続観測）

2010年 1月～2010年12月(年) 波向・波高階級別出現頻度表 (f4: 8.0～9.8秒) 観測地点: 神戸

| 波高 波向 | NNE | NE | ENE | E | ESE | SE | SSE | S | SSW | SW | WSW | W | WNW | NW | NNW | N | 合計 |
|---------|------------|------------|------------|------------|------------|------------|------------|------------|-------------|-------------|------------|------------|------------|------------|------------|------------|-------------|
| 801～ | | | | | | | | | | | | | | | | | 0 (0.0) |
| 751～800 | | | | | | | | | | | | | | | | | 0 (0.0) |
| 701～750 | | | | | | | | | | | | | | | | | 0 (0.0) |
| 651～700 | | | | | | | | | | | | | | | | | 0 (0.0) |
| 601～650 | | | | | | | | | | | | | | | | | 0 (0.0) |
| 551～600 | | | | | | | | | | | | | | | | | 0 (0.0) |
| 501～550 | | | | | | | | | | | | | | | | | 0 (0.0) |
| 451～500 | | | | | | | | | | | | | | | | | 0 (0.0) |
| 401～450 | | | | | | | | | | | | | | | | | 0 (0.0) |
| 351～400 | | | | | | | | | | | | | | | | | 0 (0.0) |
| 301～350 | | | | | | | | | | | | | | | | | 0 (0.0) |
| 251～300 | | | | | | | | | | | | | | | | | 0 (0.0) |
| 201～250 | | | | | | | | | | | | | | | | | 0 (0.0) |
| 176～200 | | | | | | | | | | | | | | | | | 0 (0.0) |
| 151～175 | | | | | | | | | | | | | | | | | 0 (0.0) |
| 126～150 | | | | | | | | | | | | | | | | | 0 (0.0) |
| 101～125 | | | | | | | | | | | | | | | | | 0 (0.0) |
| 76～100 | | | | | | | | | | | | | | | | | 0 (0.0) |
| 51～75 | | | | | | | | | | 1 (0.0) | | | | | | | 1 (0.0) |
| 26～50 | 0 (0.0) | 0 (0.0) | 0 (0.0) | 0 (0.0) | 0 (0.0) | 0 (0.0) | 0 (0.0) | 2 (0.0) | 22 (0.1) | 44 (0.3) | | | | | | | 68 (0.4) |
| 合計 | 0 (0.0) | 0 (0.0) | 0 (0.0) | 0 (0.0) | 0 (0.0) | 0 (0.0) | 0 (0.0) | 2 (0.0) | 22 (0.1) | 45 (0.3) | 0 (0.0) | 0 (0.0) | 0 (0.0) | 0 (0.0) | 0 (0.0) | 0 (0.0) | 69 (0.4) |

(連続観測)

| | |
|--------------|------------------|
| 波高が25cm以下の回数 | 15381 (99.6) |
| 合計 | 15450 (100.0) |

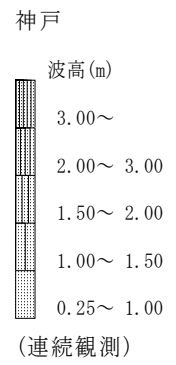
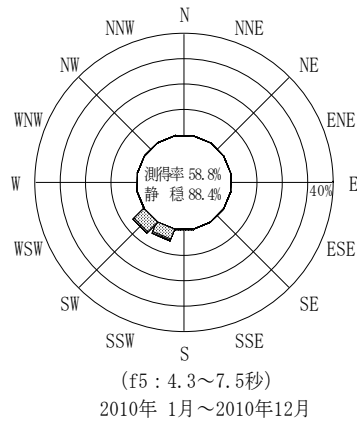
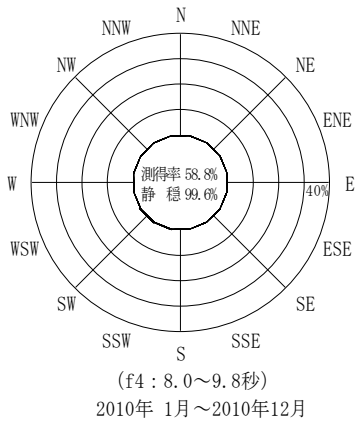
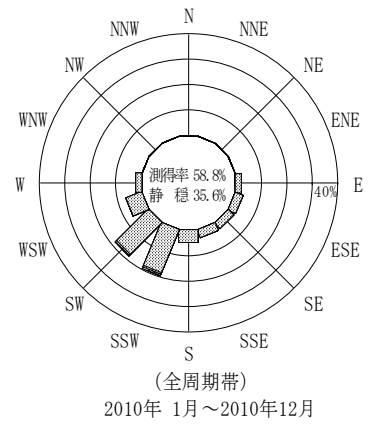
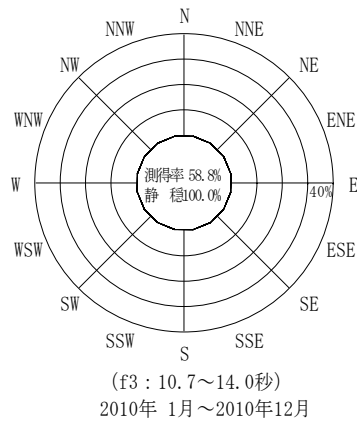
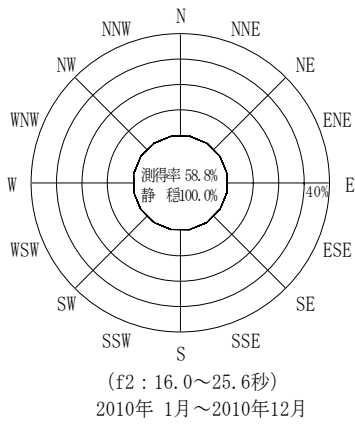
付表-B.6.50(d) 神戸 f5周期帯領域における波高・波向階級別出現頻度統計（連続観測）

2010年 1月～2010年12月(年) 波向・波高階級別出現頻度表 (f5: 4.3～7.5秒) 観測地点: 神戸

| 波高 波向 | NNE | NE | ENE | E | ESE | SE | SSE | S | SSW | SW | WSW | W | WNW | NW | NNW | N | 合計 |
|---------|------------|------------|------------|------------|------------|------------|------------|-------------|--------------|--------------|--------------|------------|------------|------------|------------|------------|----------------|
| 801～ | | | | | | | | | | | | | | | | | 0 (0.0) |
| 751～800 | | | | | | | | | | | | | | | | | 0 (0.0) |
| 701～750 | | | | | | | | | | | | | | | | | 0 (0.0) |
| 651～700 | | | | | | | | | | | | | | | | | 0 (0.0) |
| 601～650 | | | | | | | | | | | | | | | | | 0 (0.0) |
| 551～600 | | | | | | | | | | | | | | | | | 0 (0.0) |
| 501～550 | | | | | | | | | | | | | | | | | 0 (0.0) |
| 451～500 | | | | | | | | | | | | | | | | | 0 (0.0) |
| 401～450 | | | | | | | | | | | | | | | | | 0 (0.0) |
| 351～400 | | | | | | | | | | | | | | | | | 0 (0.0) |
| 301～350 | | | | | | | | | | | | | | | | | 0 (0.0) |
| 251～300 | | | | | | | | | | | | | | | | | 0 (0.0) |
| 201～250 | | | | | | | | | | | | | | | | | 0 (0.0) |
| 176～200 | | | | | | | | | 4 (0.0) | | | | | | | | 4 (0.0) |
| 151～175 | | | | | | | | | 37 (0.2) | 15 (0.1) | | | | | | | 52 (0.3) |
| 126～150 | | | | | | | | | 45 (0.3) | 36 (0.2) | | | | | | | 81 (0.5) |
| 101～125 | | | | | | | | | 32 (0.2) | 42 (0.3) | | | | | | | 74 (0.5) |
| 76～100 | | | | | | | | | 1 (0.0) | 56 (0.4) | 85 (0.6) | | | | | | 142 (0.9) |
| 51～75 | | | | | | | | | 3 (0.0) | 113 (0.7) | 210 (1.4) | 1 (0.0) | | | | | 327 (2.1) |
| 26～50 | | 1 (0.0) | | | 1 (0.0) | 1 (0.0) | 8 (0.1) | 56 (0.4) | 478 (3.1) | 549 (3.6) | 16 (0.1) | | | | 1 (0.0) | | 1111 (7.2) |
| 合計 | 0 (0.0) | 1 (0.0) | 0 (0.0) | 0 (0.0) | 1 (0.0) | 1 (0.0) | 8 (0.1) | 60 (0.4) | 765 (5.0) | 937 (6.1) | 17 (0.1) | 0 (0.0) | 0 (0.0) | 0 (0.0) | 1 (0.0) | 0 (0.0) | 1791 (11.6) |

(連続観測)

| | |
|--------------|------------------|
| 波高が25cm以下の回数 | 13659 (88.4) |
| 合計 | 15450 (100.0) |



付図-B.3.50 神戸 波高・波向別出現頻度図 (連続観測, f2, f3, f4, f5, 全周期帯)