

付表-A.6.14(a) 福井 f2周期帯領域における波高・波向階級別出現頻度統計

2010年 1月～2010年12月(年) 波向・波高階級別出現頻度表 (f2: 16.0～25.6秒) 観測地点: 福井

| 波高 波向 | NNE | NE | ENE | E | ESE | SE | SSE | S | SSW | SW | WSW | W | WNW | NW | NNW | N | 合計 |
|--------------|------------|------------|------------|------------|------------|------------|------------|------------|------------|------------|-------------|-------------|-------------|-------------|-------------|-------------|-----------------|
| 801～ | | | | | | | | | | | | | | | | | 0 (0.0) |
| 751～800 | | | | | | | | | | | | | | | | | 0 (0.0) |
| 701～750 | | | | | | | | | | | | | | | | | 0 (0.0) |
| 651～700 | | | | | | | | | | | | | | | | | 0 (0.0) |
| 601～650 | | | | | | | | | | | | | | | | | 0 (0.0) |
| 551～600 | | | | | | | | | | | | | | | | | 0 (0.0) |
| 501～550 | | | | | | | | | | | | | | | | | 0 (0.0) |
| 451～500 | | | | | | | | | | | | | | | | | 0 (0.0) |
| 401～450 | | | | | | | | | | | | | | | | | 0 (0.0) |
| 351～400 | | | | | | | | | | | | | | | | | 0 (0.0) |
| 301～350 | | | | | | | | | | | | | | | | | 0 (0.0) |
| 251～300 | | | | | | | | | | | | | | | | | 0 (0.0) |
| 201～250 | | | | | | | | | | | | | | | | | 0 (0.0) |
| 176～200 | | | | | | | | | | | | | | | | | 0 (0.0) |
| 151～175 | | | | | | | | | | | | | | | | | 0 (0.0) |
| 126～150 | | | | | | | | | | | | | | | 2 (0.1) | | 2 (0.1) |
| 101～125 | | | | | | | | | | | | | | | 3 (0.1) | | 3 (0.1) |
| 76～100 | | | | | | | | | | | | | | 4 (0.1) | 5 (0.1) | 2 (0.1) | 11 (0.3) |
| 51～75 | | | | | | | | | | | | 1 (0.0) | 8 (0.2) | 20 (0.5) | 7 (0.2) | | 36 (0.9) |
| 26～50 | | | | | | | | | | 2 (0.1) | 12 (0.3) | 30 (0.6) | 22 (0.8) | 13 (0.3) | 79 (2.0) | | 79 (2.0) |
| 合計 | 0 (0.0) | 0 (0.0) | 0 (0.0) | 0 (0.0) | 0 (0.0) | 0 (0.0) | 0 (0.0) | 0 (0.0) | 0 (0.0) | 0 (0.0) | 0 (0.0) | 2 (0.1) | 13 (0.3) | 34 (0.9) | 60 (1.5) | 22 (0.6) | 131 (3.3) |
| 波高が25cm以下の回数 | | | | | | | | | | | | | | | | | 3822 (96.7) |
| 合計 | | | | | | | | | | | | | | | | | 3953 (100.0) |

付表-A.6.14(b) 福井 f3周期帯領域における波高・波向階級別出現頻度統計

2010年 1月～2010年12月(年) 波向・波高階級別出現頻度表 (f3: 10.7～14.0秒) 観測地点: 福井

| 波高 波向 | NNE | NE | ENE | E | ESE | SE | SSE | S | SSW | SW | WSW | W | WNW | NW | NNW | N | 合計 |
|--------------|------------|------------|------------|------------|------------|------------|------------|------------|------------|------------|------------|------------|-------------|--------------|--------------|--------------|-----------------|
| 801～ | | | | | | | | | | | | | | | | | 0 (0.0) |
| 751～800 | | | | | | | | | | | | | | | | | 0 (0.0) |
| 701～750 | | | | | | | | | | | | | | | | | 0 (0.0) |
| 651～700 | | | | | | | | | | | | | | | | | 0 (0.0) |
| 601～650 | | | | | | | | | | | | | | | | | 0 (0.0) |
| 551～600 | | | | | | | | | | | | | | | | | 0 (0.0) |
| 501～550 | | | | | | | | | | | | | 1 (0.0) | 3 (0.1) | | | 4 (0.1) |
| 451～500 | | | | | | | | | | | | | 1 (0.0) | 3 (0.1) | | | 4 (0.1) |
| 401～450 | | | | | | | | | | | | | | 7 (0.2) | | | 7 (0.2) |
| 351～400 | | | | | | | | | | | | 1 (0.0) | 2 (0.1) | 6 (0.2) | 2 (0.1) | | 11 (0.3) |
| 301～350 | | | | | | | | | | | | 2 (0.1) | 6 (0.2) | 12 (0.3) | 10 (0.3) | | 30 (0.8) |
| 251～300 | | | | | | | | | | | | 2 (0.1) | 3 (0.1) | 18 (0.5) | 12 (0.3) | | 35 (0.9) |
| 201～250 | | | | | | | | | | | | 2 (0.1) | 6 (0.2) | 13 (0.3) | 6 (0.2) | 1 (0.0) | 28 (0.7) |
| 176～200 | | | | | | | | | | | | | 4 (0.1) | 18 (0.5) | 11 (0.3) | 4 (0.1) | 37 (0.9) |
| 151～175 | | | | | | | | | | | | 4 (0.1) | 8 (0.2) | 25 (0.6) | 18 (0.5) | 11 (0.3) | 66 (1.7) |
| 126～150 | | | | | | | | | | | | 4 (0.1) | 6 (0.2) | 12 (0.3) | 31 (0.8) | 19 (0.5) | 72 (1.8) |
| 101～125 | 1 (0.0) | | | | | | | | | | | 1 (0.0) | 8 (0.2) | 18 (0.5) | 30 (0.8) | 20 (0.5) | 78 (2.0) |
| 76～100 | | | | | | | | | | | | 2 (0.1) | 17 (0.4) | 28 (0.7) | 31 (0.8) | 31 (0.8) | 109 (2.8) |
| 51～75 | 1 (0.0) | | | | | | | | | | | 2 (0.1) | 24 (0.6) | 51 (1.3) | 43 (1.1) | 26 (0.7) | 147 (3.7) |
| 26～50 | 4 (0.1) | | | | | | | | | | | 1 (0.0) | 18 (0.5) | 31 (0.8) | 66 (1.7) | 107 (2.7) | 286 (7.2) |
| 合計 | 6 (0.2) | 0 (0.0) | 0 (0.0) | 0 (0.0) | 0 (0.0) | 0 (0.0) | 0 (0.0) | 0 (0.0) | 0 (0.0) | 0 (0.0) | 0 (0.0) | 1 (0.0) | 38 (1.0) | 117 (3.0) | 280 (7.1) | 301 (7.6) | 914 (23.1) |
| 波高が25cm以下の回数 | | | | | | | | | | | | | | | | | 3039 (76.9) |
| 合計 | | | | | | | | | | | | | | | | | 3953 (100.0) |

付表-A.6.14(c) 福井 f4周期帯領域における波高・波向階級別出現頻度統計

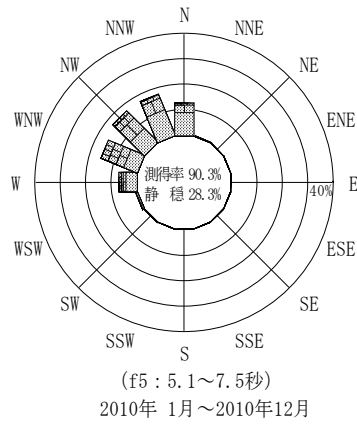
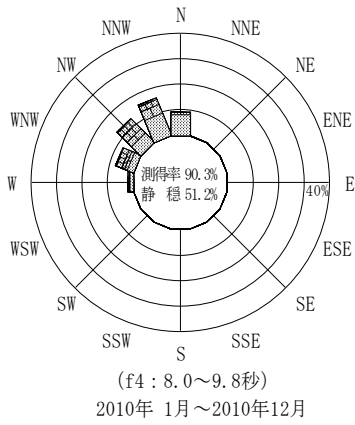
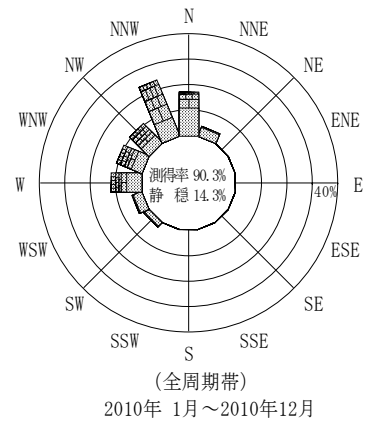
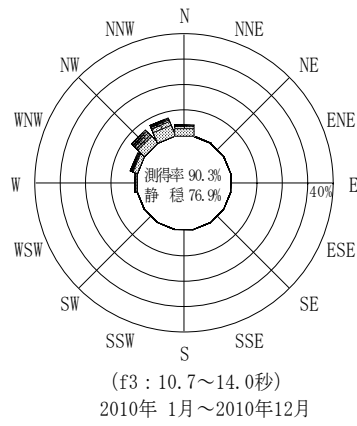
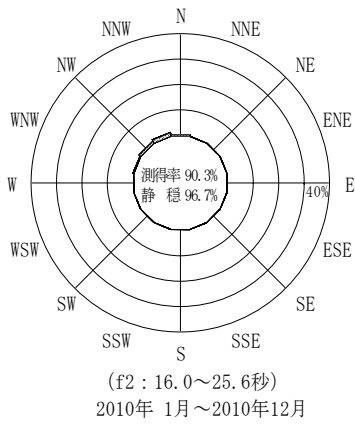
2010年 1月～2010年12月(年) 波向・波高階級別出現頻度表 (f4: 8.0～9.8秒) 観測地点: 福井

| 波高 波向 | NNE | NE | ENE | E | ESE | SE | SSE | S | SSW | SW | WSW | W | WNW | NW | NNW | N | 合計 |
|--------------|------------|------------|------------|------------|------------|------------|------------|------------|------------|------------|------------|-------------|--------------|---------------|---------------|--------------|-----------------|
| 801～ | | | | | | | | | | | | | | | | | 0 (0.0) |
| 751～800 | | | | | | | | | | | | | | | | | 0 (0.0) |
| 701～750 | | | | | | | | | | | | | | | | | 0 (0.0) |
| 651～700 | | | | | | | | | | | | | | | | | 0 (0.0) |
| 601～650 | | | | | | | | | | | | | | | | | 0 (0.0) |
| 551～600 | | | | | | | | | | | | | | | | | 0 (0.0) |
| 501～550 | | | | | | | | | | | | | | | | | 0 (0.0) |
| 451～500 | | | | | | | | | | | | | | | | | 0 (0.0) |
| 401～450 | | | | | | | | | | | | | | | | | 0 (0.0) |
| 351～400 | | | | | | | | | | | | 3 (0.1) | 2 (0.1) | 1 (0.0) | | | 6 (0.2) |
| 301～350 | | | | | | | | | | | | 4 (0.1) | 8 (0.2) | 8 (0.2) | 1 (0.0) | | 21 (0.5) |
| 251～300 | | | | | | | | | | | | 8 (0.2) | 44 (1.1) | 33 (0.8) | 5 (0.1) | | 90 (2.3) |
| 201～250 | | | | | | | | | | | | 9 (0.2) | 52 (1.3) | 72 (1.8) | 21 (0.5) | 2 (0.1) | 156 (3.9) |
| 176～200 | | | | | | | | | | | | 2 (0.1) | 19 (0.5) | 44 (1.1) | 22 (0.6) | | 87 (2.2) |
| 151～175 | | | | | | | | | | | | 1 (0.0) | 24 (0.6) | 64 (1.6) | 60 (1.5) | 2 (0.1) | 151 (3.8) |
| 126～150 | | | | | | | | | | | | 3 (0.1) | 26 (0.7) | 47 (1.2) | 63 (1.6) | 10 (0.3) | 149 (3.8) |
| 101～125 | | | | | | | | | | | | 5 (0.1) | 22 (0.6) | 48 (1.2) | 82 (2.1) | 23 (0.6) | 180 (4.6) |
| 76～100 | | | | | | | | | | | | 8 (0.2) | 24 (0.6) | 56 (1.4) | 89 (2.3) | 47 (1.2) | 224 (5.7) |
| 51～75 | 1 (0.0) | | | | | | | | | | | 15 (0.4) | 28 (0.7) | 74 (1.9) | 119 (3.0) | 101 (2.6) | 338 (8.6) |
| 26～50 | 3 (0.1) | | | | | | | | | | | 34 (0.9) | 58 (1.5) | 76 (1.9) | 173 (4.4) | 182 (4.6) | 526 (13.3) |
| 合計 | 4 (0.1) | 0 (0.0) | 0 (0.0) | 0 (0.0) | 0 (0.0) | 0 (0.0) | 0 (0.0) | 0 (0.0) | 0 (0.0) | 0 (0.0) | 0 (0.0) | 92 (2.3) | 307 (7.8) | 523 (13.2) | 635 (16.1) | 367 (9.3) | 1928 (48.8) |
| 波高が25cm以下の回数 | | | | | | | | | | | | | | | | | 2025 (51.2) |
| 合計 | | | | | | | | | | | | | | | | | 3953 (100.0) |


付表-A.6.14(d) 福井 f5周期帯領域における波高・波向階級別出現頻度統計

2010年 1月～2010年12月(年) 波向・波高階級別出現頻度表 (f5: 5.1～7.5秒) 観測地点: 福井

| 波高 波向 | NNE | NE | ENE | E | ESE | SE | SSE | S | SSW | SW | WSW | W | WNW | NW | NNW | N | 合計 |
|--------------|------------|------------|------------|------------|------------|------------|------------|------------|------------|------------|-------------|--------------|---------------|---------------|---------------|---------------|-----------------|
| 801～ | | | | | | | | | | | | | | | | | 0 (0.0) |
| 751～800 | | | | | | | | | | | | | | | | | 0 (0.0) |
| 701～750 | | | | | | | | | | | | | | | | | 0 (0.0) |
| 651～700 | | | | | | | | | | | | | | | | | 0 (0.0) |
| 601～650 | | | | | | | | | | | | | | | | | 0 (0.0) |
| 551～600 | | | | | | | | | | | | | | | | | 0 (0.0) |
| 501～550 | | | | | | | | | | | | | | | | | 0 (0.0) |
| 451～500 | | | | | | | | | | | | | | | | | 0 (0.0) |
| 401～450 | | | | | | | | | | | | | | | | | 0 (0.0) |
| 351～400 | | | | | | | | | | | | | | | | | 0 (0.0) |
| 301～350 | | | | | | | | | | | | | | | | | 0 (0.0) |
| 251～300 | | | | | | | | | | | 1 (0.0) | 8 (0.2) | 15 (0.4) | 1 (0.0) | | | 25 (0.6) |
| 201～250 | | | | | | | | | | | | 28 (0.7) | 100 (2.5) | 42 (1.1) | 8 (0.2) | | 178 (4.5) |
| 176～200 | | | | | | | | | | | | 13 (0.3) | 68 (1.7) | 44 (1.1) | 13 (0.3) | 1 (0.0) | 139 (3.5) |
| 151～175 | | | | | | | | | | | | 15 (0.4) | 68 (1.7) | 65 (1.6) | 43 (1.1) | 26 (0.7) | 217 (5.5) |
| 126～150 | | | | | | | | | | | | 1 (0.0) | 18 (0.5) | 100 (2.5) | 76 (1.9) | 50 (1.3) | 311 (7.9) |
| 101～125 | | | | | | | | | | 1 (0.0) | 4 (0.1) | 23 (0.6) | 59 (1.5) | 126 (3.2) | 117 (3.0) | 68 (1.7) | 398 (10.1) |
| 76～100 | | | | | | | | | | 3 (0.1) | 42 (1.1) | 77 (1.9) | 115 (2.9) | 142 (3.6) | 67 (1.7) | | 446 (11.3) |
| 51～75 | 2 (0.1) | | | | | | | | | 1 (0.0) | 8 (0.2) | 64 (1.6) | 63 (1.6) | 97 (2.5) | 162 (4.1) | 131 (3.3) | 528 (13.4) |
| 26～50 | 6 (0.2) | | | | | | | | | 5 (0.1) | 11 (0.3) | 74 (1.9) | 95 (2.4) | 102 (2.6) | 135 (3.4) | 164 (4.1) | 592 (15.0) |
| 合計 | 8 (0.2) | 0 (0.0) | 0 (0.0) | 0 (0.0) | 0 (0.0) | 0 (0.0) | 0 (0.0) | 0 (0.0) | 0 (0.0) | 7 (0.2) | 28 (0.7) | 285 (7.2) | 611 (15.5) | 692 (17.5) | 696 (17.6) | 507 (12.8) | 2834 (71.7) |
| 波高が25cm以下の回数 | | | | | | | | | | | | | | | | | 1119 (28.3) |
| 合計 | | | | | | | | | | | | | | | | | 3953 (100.0) |



福井



付図-A.3.14 福井 波高・波向別出現頻度図 (f2, f3, f4, f5, 全周期帯)