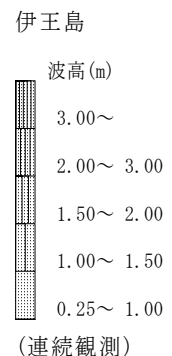
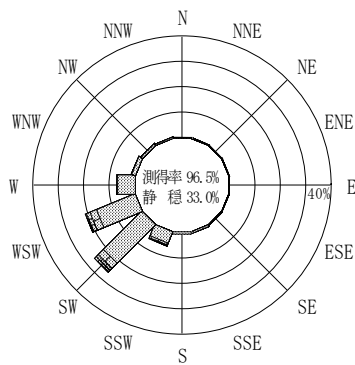
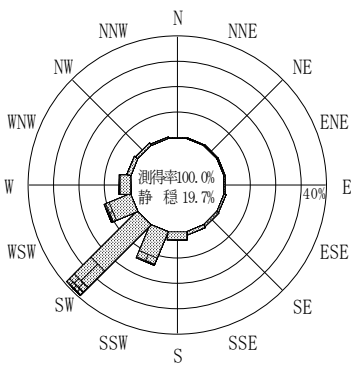
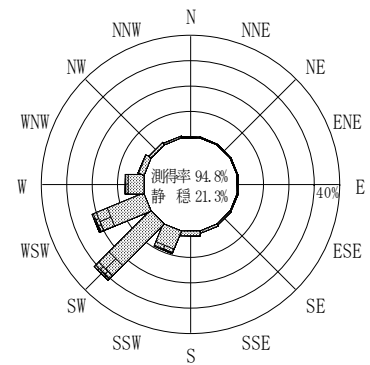
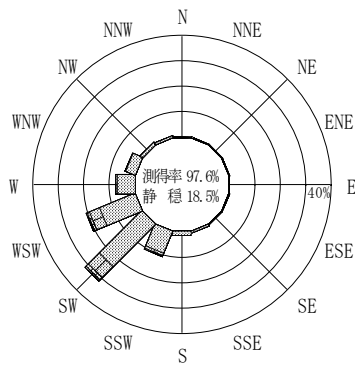
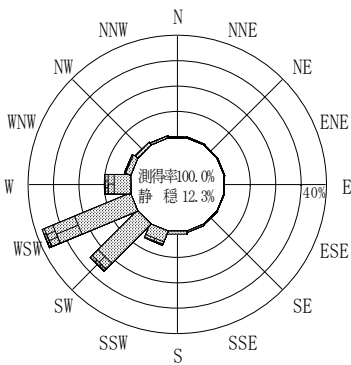


付表-B.4.23 伊王島 波高・波向別出現頻度統計(連続観測, 2010年1月~2010年12月)
 2010年1月~2010年12月(年) 波高・波向階級別出現頻度表(有義波) 観測地点: 伊王島

| 波高 | 波向 | NNE | NE | ENE | E | ESE | SE | SSE | S | SSW | SW | WSW | W | WNW | NW | NNW | N | 合計 | |
|---------|-------------|-------------|-------------|-------------|-------------|--------------|--------------|--------------|---------------|----------------|----------------|---------------|--------------|--------------|--------------|-------------|------------|-----------------|------------------|
| 801~ | | | | | | | | | | | | | | | | | | 0 (0.0) | |
| 751~800 | | | | | | | | | | | | | | | | | | 0 (0.0) | |
| 701~750 | | | | | | | | | | | | | | | | | | 0 (0.0) | |
| 651~700 | | | | | | | | | | | | | | | | | | 0 (0.0) | |
| 601~650 | | | | | | | | | | | | | | | | | | 0 (0.0) | |
| 551~600 | | | | | | | | | | | | | | | | | | 0 (0.0) | |
| 501~550 | | | | | | | | | | | | | | | | | | 0 (0.0) | |
| 451~500 | | | | | | | | | | | | | | | | | | 0 (0.0) | |
| 401~450 | | | | | | | | | | | | | | | | | | 0 (0.0) | |
| 351~400 | | | | | | | | | | | | | | | | | | 0 (0.0) | |
| 301~350 | | | | | | | | | | | 10 (0.0) | 4 (0.0) | | 1 (0.0) | | | | 15 (0.1) | |
| 251~300 | | | | | | | | | | 6 (0.0) | 22 (0.2) | 22 (0.1) | 4 (0.0) | 7 (0.0) | | | | 101 (0.4) | |
| 201~250 | | | | | | | | | | 16 (0.1) | 150 (0.6) | 111 (0.4) | 6 (0.0) | 1 (0.0) | | | | 284 (1.1) | |
| 176~200 | | | | | | | | | 1 (0.0) | 16 (0.1) | 128 (0.5) | 135 (0.5) | 8 (0.0) | 1 (0.0) | | | | 289 (1.2) | |
| 151~175 | | | | | | | | | | 57 (0.2) | 266 (1.1) | 167 (0.7) | 25 (0.1) | 6 (0.0) | | | | 521 (2.1) | |
| 126~150 | | | | | | | 1 (0.0) | | 2 (0.0) | 106 (0.4) | 443 (1.8) | 394 (1.6) | 81 (0.3) | 8 (0.0) | | | | 1035 (4.2) | |
| 101~125 | 1 (0.0) | 1 (0.0) | | | | | 2 (0.0) | 5 (0.0) | 10 (0.0) | 252 (1.0) | 957 (3.8) | 744 (3.0) | 155 (0.6) | 11 (0.0) | 3 (0.0) | 1 (0.0) | 2 (0.0) | 2144 (8.6) | |
| 76~100 | 5 (0.0) | 1 (0.0) | 4 (0.0) | 4 (0.0) | 2 (0.0) | 9 (0.0) | 8 (0.0) | 28 (0.1) | 344 (1.4) | 1091 (4.4) | 838 (3.4) | 229 (0.9) | 31 (0.1) | 12 (0.0) | 5 (0.0) | 4 (0.0) | | 2615 (10.5) | |
| 51~75 | 13 (0.1) | 12 (0.0) | 13 (0.1) | 16 (0.1) | 13 (0.1) | 25 (0.1) | 55 (0.2) | 120 (0.5) | 581 (2.3) | 1790 (7.2) | 1129 (4.5) | 387 (1.6) | 171 (0.7) | 60 (0.2) | 41 (0.2) | 14 (0.1) | | 4440 (17.8) | |
| 26~50 | 50 (0.2) | 44 (0.2) | 43 (0.2) | 45 (0.2) | 61 (0.2) | 74 (0.3) | 131 (0.5) | 289 (1.2) | 992 (4.0) | 2902 (11.6) | 1925 (7.7) | 924 (3.7) | 364 (1.5) | 183 (0.7) | 104 (0.4) | 47 (0.2) | | 8178 (32.8) | |
| 合計 | 69 (0.3) | 58 (0.2) | 60 (0.2) | 65 (0.3) | 76 (0.3) | 111 (0.4) | 199 (0.8) | 450 (1.8) | 2370 (9.5) | 7799 (31.3) | 5469 (21.9) | 1819 (7.3) | 601 (2.4) | 258 (1.0) | 151 (0.6) | 67 (0.3) | | 19622 (78.7) | |
| (連続観測) | | | | | | | | | | | | | | | | | | 有義波が25cm以下の回数 | 5301 (21.3) |
| | | | | | | | | | | | | | | | | | | 合計 | 24923 (100.0) |



付図-B.2.23 伊王島 波高・波向別出現頻度図(連続観測)