

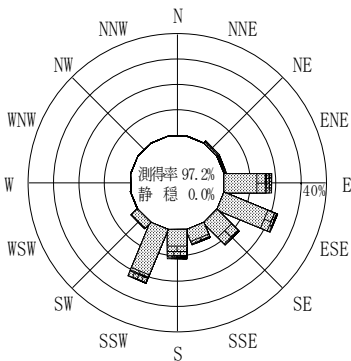
付表-A.4.70 三重尾鷲沖 波高・波向別出現頻度統計 (2010年1月~2010年12月)

2010年1月~2010年12月(年)

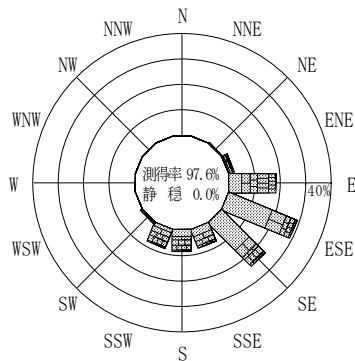
波高・波向階級別出現頻度表 (有義波)

観測地点: 三重尾鷲沖

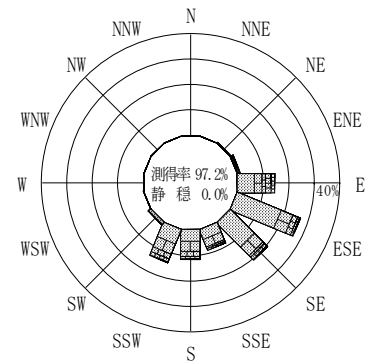
波高	波向	NNE	NE	ENE	E	ESE	SE	SSE	S	SSW	SW	WSW	W	WNW	NW	NNW	N	合計	
801~																		0 (0.0)	
751~800																		0 (0.0)	
701~750																		0 (0.0)	
651~700																		0 (0.0)	
601~650																		0 (0.0)	
551~600																		0 (0.0)	
501~550					(1 (0.0)		(1 (0.0)											2 (0.0)	
451~500				(1 (0.0)	(7 (0.2)		(2 (0.0)			(1 (0.0)								11 (0.3)	
401~450				(1 (0.0)	(7 (0.2)		(2 (0.0)			(1 (0.0)								11 (0.3)	
351~400					(11 (0.3)	(3 (0.1)	(1 (0.0)		(8 (0.2)	(2 (0.0)								25 (0.6)	
301~350		(1 (0.0)	(3 (0.1)	(36 (0.8)	(9 (0.2)	(10 (0.2)	(1 (0.0)	(3 (0.1)	(5 (0.1)	(1 (0.0)							69 (1.6)		
251~300		(1 (0.0)	(3 (0.1)	(35 (0.8)	(10 (0.2)	(14 (0.3)	(16 (0.4)	(16 (0.4)	(19 (0.4)	(1 (0.0)							115 (2.7)		
201~250		(1 (0.0)	(6 (0.1)	(59 (1.4)	(26 (0.6)	(40 (0.9)	(14 (0.3)	(22 (0.5)	(41 (1.0)	(4 (0.1)							213 (5.0)		
176~200		(1 (0.0)	(5 (0.1)	(24 (0.6)	(32 (0.8)	(19 (0.4)	(13 (0.3)	(33 (0.8)	(32 (0.8)	(2 (0.0)							161 (3.8)		
151~175		(1 (0.0)	(7 (0.2)	(36 (0.8)	(52 (1.2)	(18 (0.4)	(14 (0.3)	(51 (1.2)	(53 (1.2)	(1 (0.0)							233 (5.5)		
126~150	(1 (0.0)	(3 (0.1)	(5 (0.1)	(44 (1.0)	(84 (2.0)	(74 (1.7)	(38 (0.9)	(72 (1.7)	(82 (1.9)	(1 (0.0)	(1 (0.0)						405 (9.5)		
101~125		(2 (0.0)	(10 (0.2)	(79 (1.9)	(123 (2.9)	(126 (3.0)	(95 (2.2)	(93 (2.2)	(103 (2.4)	(2 (0.0)							633 (14.9)		
76~100		(1 (0.0)	(4 (0.1)	(94 (2.2)	(276 (6.5)	(216 (5.1)	(74 (1.7)	(100 (2.3)	(59 (1.4)	(2 (0.0)	(1 (0.0)						827 (19.4)		
51~75		(1 (0.0)	(3 (0.1)	(126 (3.0)	(394 (9.3)	(291 (6.8)	(80 (1.9)	(71 (1.7)	(125 (2.9)	(14 (0.3)							1105 (25.9)		
26~50		(5 (0.1)	(4 (0.1)	(67 (1.6)	(136 (3.2)	(70 (1.6)	(27 (0.6)	(32 (0.8)	(81 (1.9)	(27 (0.6)							449 (10.5)		
合計		(1 (0.0)	(17 (0.4)	(52 (1.2)	(626 (14.7)	(1145 (26.9)	(884 (20.8)	(372 (8.7)	(502 (11.8)	(603 (14.2)	(55 (1.3)	(2 (0.0)	(0 (0.0)	(0 (0.0)	(0 (0.0)	(0 (0.0)	(0 (0.0)	4259 (100.0)	
																		有義波が25cm以下の回数	0 (0.0)
																		合計	4259 (100.0)



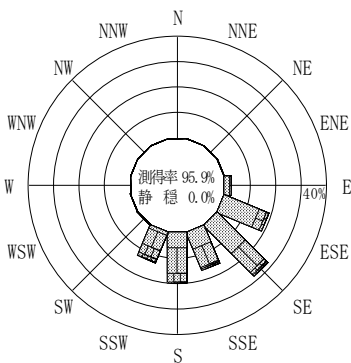
2009年12月~2010年2月(冬)



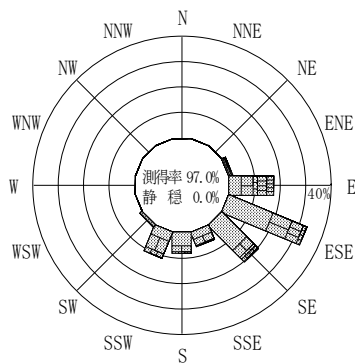
2010年3月~2010年5月(春)



2010年1月~2010年12月(年)



2010年6月~2010年8月(夏)



2010年9月~2010年11月(秋)

三重尾鷲沖

波高(m)



付図-A.2.70 三重尾鷲沖 波高・波向別出現頻度図