

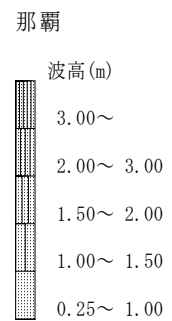
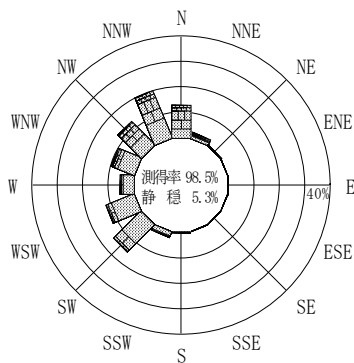
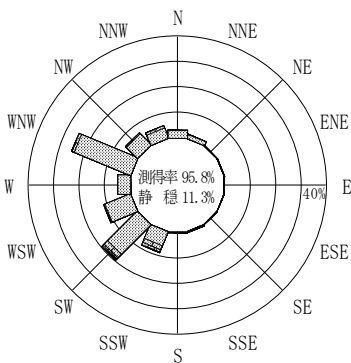
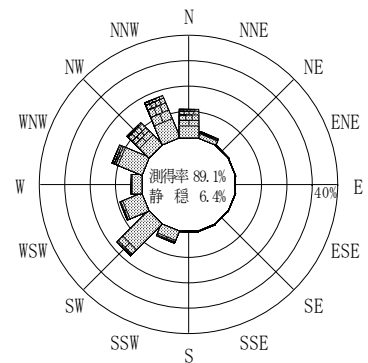
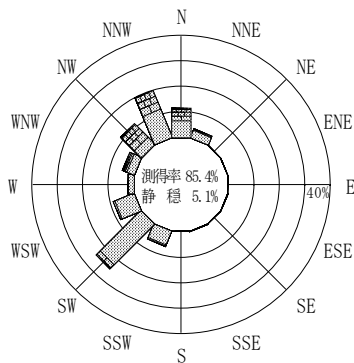
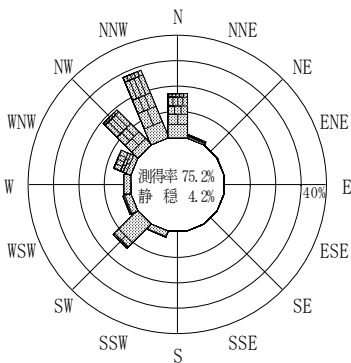
付表-A.4.26 那覇 波高・波向別出現頻度統計 (2010年1月~2010年12月)

2010年1月~2010年12月(年)

波高・波向階級別出現頻度表 (有義波)

観測地点: 那覇

波高	波向	NNE	NE	ENE	E	ESE	SE	SSE	S	SSW	SW	WSW	W	WNW	NW	NNW	N	合計
801~																		0 (0.0)
751~800																		0 (0.0)
701~750																		0 (0.0)
651~700																		0 (0.0)
601~650																		0 (0.0)
551~600																		0 (0.0)
501~550																3 (0.1)	1 (0.0)	4 (0.1)
451~500		1 (0.0)												1 (0.0)		7 (0.2)	4 (0.1)	13 (0.3)
401~450															2 (0.1)	5 (0.1)	2 (0.1)	9 (0.2)
351~400															8 (0.2)	11 (0.3)	3 (0.1)	22 (0.6)
301~350		3 (0.1)									1 (0.0)			2 (0.1)	10 (0.3)	15 (0.4)	19 (0.5)	50 (1.3)
251~300		3 (0.1)									2 (0.1)			9 (0.2)	25 (0.6)	28 (0.7)	20 (0.5)	87 (2.2)
201~250		6 (0.2)							1 (0.0)	3 (0.1)	5 (0.1)	3 (0.1)	1 (0.0)	23 (0.6)	64 (1.6)	51 (1.3)	35 (0.9)	192 (4.9)
176~200		5 (0.1)							1 (0.0)	3 (0.1)	8 (0.2)	6 (0.2)		13 (0.3)	28 (0.7)	49 (1.3)	33 (0.8)	146 (3.7)
151~175		9 (0.2)							2 (0.1)	12 (0.3)	17 (0.4)	6 (0.2)	4 (0.1)	13 (0.3)	42 (1.1)	70 (1.8)	51 (1.3)	226 (5.8)
126~150		5 (0.1)	1 (0.0)					2 (0.1)		10 (0.3)	32 (0.8)	9 (0.2)	5 (0.1)	17 (0.4)	49 (1.3)	78 (2.0)	39 (1.0)	247 (6.3)
101~125		4 (0.1)	1 (0.0)		1 (0.0)			1 (0.0)		19 (0.5)	64 (1.6)	20 (0.5)	5 (0.1)	20 (0.5)	41 (1.1)	64 (1.6)	45 (1.2)	285 (7.3)
76~100		10 (0.3)	1 (0.0)					2 (0.1)	3 (0.1)	22 (0.6)	107 (2.7)	41 (1.1)	17 (0.4)	59 (1.5)	47 (1.2)	88 (2.3)	46 (1.2)	443 (11.3)
51~75		13 (0.3)	2 (0.1)	1 (0.0)	1 (0.0)	1 (0.0)		2 (0.1)	3 (0.1)	46 (1.2)	178 (4.6)	78 (2.0)	43 (1.1)	120 (3.1)	53 (1.4)	132 (3.4)	58 (1.5)	731 (18.7)
26~50		45 (1.2)	3 (0.1)		1 (0.0)		1 (0.0)	2 (0.1)	1 (0.0)	84 (2.2)	275 (7.0)	198 (5.1)	88 (2.3)	218 (5.6)	107 (2.7)	98 (2.5)	80 (2.0)	1201 (30.8)
合計		104 (2.7)	8 (0.2)	1 (0.0)	2 (0.1)	2 (0.1)	1 (0.0)	9 (0.2)	11 (0.3)	199 (5.1)	689 (17.6)	361 (9.2)	163 (4.2)	495 (12.7)	476 (12.2)	699 (17.9)	436 (11.2)	3656 (93.6)
有義波が25cm以下の回数																		248 (6.4)
合計																		3904 (100.0)



付図-A.2.26 那覇 波高・波向別出現頻度図