

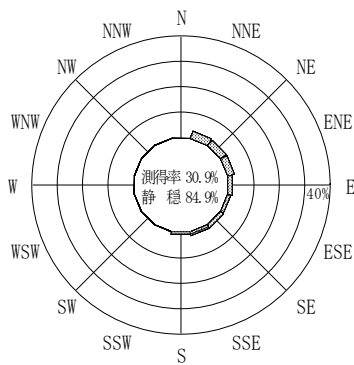
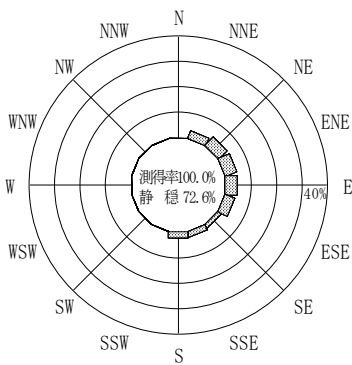
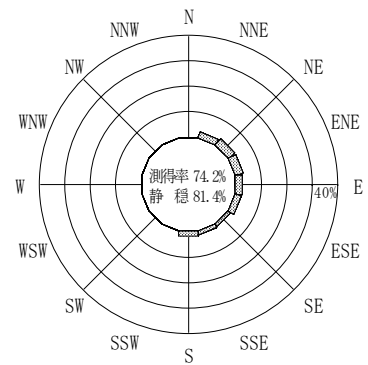
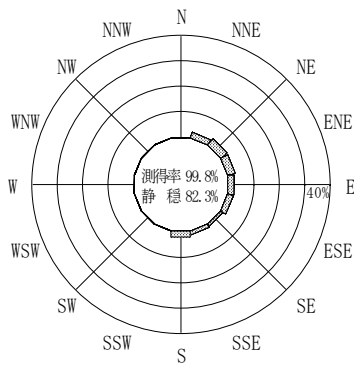
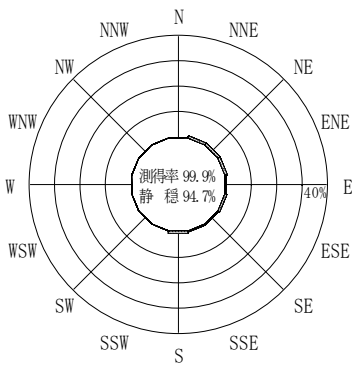
付表-A. 4. 58 鹿児島 波高・波向別出現頻度統計 (2010年1月~2010年12月)

2010年1月~2010年12月(年)

波高・波向階級別出現頻度表 (有義波)

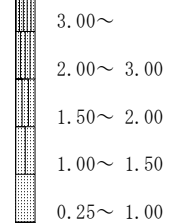
観測地点: 鹿児島

| 波高 | 波向 | NNE | NE | ENE | E | ESE | SE | SSE | S | SSW | SW | WSW | W | WNW | NW | NNW | N | 合計 |
|---------------|----|-------------|--------------|--------------|-------------|-------------|-------------|-------------|-------------|------------|------------|------------|------------|------------|------------|------------|------------|-----------------|
| 801~ | | | | | | | | | | | | | | | | | | 0 (0.0) |
| 751~800 | | | | | | | | | | | | | | | | | | 0 (0.0) |
| 701~750 | | | | | | | | | | | | | | | | | | 0 (0.0) |
| 651~700 | | | | | | | | | | | | | | | | | | 0 (0.0) |
| 601~650 | | | | | | | | | | | | | | | | | | 0 (0.0) |
| 551~600 | | | | | | | | | | | | | | | | | | 0 (0.0) |
| 501~550 | | | | | | | | | | | | | | | | | | 0 (0.0) |
| 451~500 | | | | | | | | | | | | | | | | | | 0 (0.0) |
| 401~450 | | | | | | | | | | | | | | | | | | 0 (0.0) |
| 351~400 | | | | | | | | | | | | | | | | | | 0 (0.0) |
| 301~350 | | | | | | | | | | | | | | | | | | 0 (0.0) |
| 251~300 | | | | | | | | | | | | | | | | | | 0 (0.0) |
| 201~250 | | | | | | | | | | | | | | | | | | 0 (0.0) |
| 176~200 | | | | | | | | | | | | | | | | | | 0 (0.0) |
| 151~175 | | | | | | | | | | | | | | | | | | 0 (0.0) |
| 126~150 | | | | | | | | | | | | | | | | | | 0 (0.0) |
| 101~125 | | | | | | | | 2 (0.1) | | | | | | | | | | 2 (0.1) |
| 76~100 | | 3 (0.1) | 3 (0.1) | 3 (0.1) | 2 (0.1) | | 2 (0.1) | 3 (0.1) | 1 (0.0) | | | | | | | | | 17 (0.5) |
| 51~75 | | 18 (0.6) | 21 (0.6) | 27 (0.8) | 20 (0.6) | 13 (0.4) | 4 (0.1) | 10 (0.3) | 14 (0.4) | | | | | | | | | 127 (3.9) |
| 26~50 | | 58 (1.8) | 81 (2.5) | 74 (2.3) | 66 (2.0) | 69 (2.1) | 31 (1.0) | 32 (1.0) | 48 (1.5) | | | | | | | | | 459 (14.1) |
| 合計 | | 79 (2.4) | 105 (3.2) | 104 (3.2) | 88 (2.7) | 82 (2.5) | 37 (1.1) | 47 (1.4) | 63 (1.9) | 0 (0.0) | 0 (0.0) | 0 (0.0) | 0 (0.0) | 0 (0.0) | 0 (0.0) | 0 (0.0) | 0 (0.0) | 605 (18.6) |
| 有義波が25cm以下の回数 | | | | | | | | | | | | | | | | | | 2646 (81.4) |
| 合計 | | | | | | | | | | | | | | | | | | 3251 (100.0) |



鹿児島

波高(m)



付図-A. 2. 58 鹿児島 波高・波向別出現頻度図