

付表-B.6.27(a) 紋別(南) f2周期帯領域における波高・波向階級別出現頻度統計(連続観測)
 2009年1月~2009年12月(年) 波向・波高階級別出現頻度表(f2:16.0~25.6秒) 観測地点:紋別(南)

| 波高 | 波向 | NNE | NE | ENE | E | ESE | SE | SSE | S | SSW | SW | WSW | W | WNW | NW | NNW | N | 合計 |
|---------|--------------|--------------|--------------|-------------|------------|------------|------------|------------|------------|------------|------------|------------|------------|------------|------------|-------------|--------------|------------------|
| 801~ | | | | | | | | | | | | | | | | | | 0 (0.0) |
| 751~800 | | | | | | | | | | | | | | | | | | 0 (0.0) |
| 701~750 | | | | | | | | | | | | | | | | | | 0 (0.0) |
| 651~700 | | | | | | | | | | | | | | | | | | 0 (0.0) |
| 601~650 | | | | | | | | | | | | | | | | | | 0 (0.0) |
| 551~600 | | | | | | | | | | | | | | | | | | 0 (0.0) |
| 501~550 | | | | | | | | | | | | | | | | | | 0 (0.0) |
| 451~500 | | | | | | | | | | | | | | | | | | 0 (0.0) |
| 401~450 | | | | | | | | | | | | | | | | | | 0 (0.0) |
| 351~400 | | | | | | | | | | | | | | | | | | 0 (0.0) |
| 301~350 | | | | | | | | | | | | | | | | | | 0 (0.0) |
| 251~300 | | | 1 (0.0) | | | | | | | | | | | | | | | 1 (0.0) |
| 201~250 | | | 4 (0.0) | | | | | | | | | | | | | | | 4 (0.0) |
| 176~200 | | | 6 (0.0) | | | | | | | | | | | | | | | 6 (0.0) |
| 151~175 | | | 14 (0.1) | | | | | | | | | | | | | | | 14 (0.1) |
| 126~150 | 1 (0.0) | 21 (0.1) | | | | | | | | | | | | | | | | 22 (0.1) |
| 101~125 | 10 (0.0) | 34 (0.1) | 3 (0.0) | | | | | | | | | | | | | | | 47 (0.2) |
| 76~100 | 19 (0.1) | 49 (0.2) | 10 (0.0) | | | | | | | | | | | | | | | 78 (0.3) |
| 51~75 | 91 (0.4) | 150 (0.6) | 29 (0.1) | 4 (0.0) | | | | | | | | | | | | | 2 (0.0) | 276 (1.1) |
| 26~50 | 218 (0.9) | 421 (1.7) | 250 (1.0) | 19 (0.1) | 2 (0.0) | 1 (0.0) | | | | | | | | | 1 (0.0) | 20 (0.1) | 932 (3.7) | |
| 合計 | 339 (1.4) | 700 (2.8) | 292 (1.2) | 23 (0.1) | 2 (0.0) | 1 (0.0) | 0 (0.0) | 0 (0.0) | 0 (0.0) | 0 (0.0) | 0 (0.0) | 0 (0.0) | 0 (0.0) | 0 (0.0) | 0 (0.0) | 1 (0.0) | 22 (0.1) | 1380 (5.5) |
| (連続観測) | | | | | | | | | | | | | | | | | 波高が25cm以下の回数 | 23506 (94.5) |
| | | | | | | | | | | | | | | | | | 合計 | 24886 (100.0) |

付表-B.6.27(b) 紋別(南) f3周期帯領域における波高・波向階級別出現頻度統計(連続観測)
 2009年1月~2009年12月(年) 波向・波高階級別出現頻度表(f3:10.7~14.0秒) 観測地点:紋別(南)

| 波高 | 波向 | NNE | NE | ENE | E | ESE | SE | SSE | S | SSW | SW | WSW | W | WNW | NW | NNW | N | 合計 |
|---------|----------------|----------------|--------------|-------------|------------|------------|------------|------------|------------|------------|------------|------------|------------|------------|-------------|--------------|----------------|------------------|
| 801~ | | | | | | | | | | | | | | | | | | 0 (0.0) |
| 751~800 | | | | | | | | | | | | | | | | | | 0 (0.0) |
| 701~750 | | | | | | | | | | | | | | | | | | 0 (0.0) |
| 651~700 | | | | | | | | | | | | | | | | | | 0 (0.0) |
| 601~650 | | | | | | | | | | | | | | | | | | 0 (0.0) |
| 551~600 | | | | | | | | | | | | | | | | | | 0 (0.0) |
| 501~550 | | | | | | | | | | | | | | | | | | 0 (0.0) |
| 451~500 | 1 (0.0) | 1 (0.0) | | | | | | | | | | | | | | | | 2 (0.0) |
| 401~450 | | 3 (0.0) | | | | | | | | | | | | | | | | 3 (0.0) |
| 351~400 | | 7 (0.0) | | | | | | | | | | | | | | | | 7 (0.0) |
| 301~350 | 5 (0.0) | 22 (0.1) | 1 (0.0) | | | | | | | | | | | | | | | 28 (0.1) |
| 251~300 | 35 (0.1) | 111 (0.4) | 8 (0.0) | | | | | | | | | | | | | | | 154 (0.6) |
| 201~250 | 104 (0.4) | 186 (0.7) | 23 (0.1) | | | | | | | | | | | | | | 1 (0.0) | 314 (1.3) |
| 176~200 | 84 (0.3) | 150 (0.6) | 14 (0.1) | | | | | | | | | | | | | | 1 (0.0) | 249 (1.0) |
| 151~175 | 95 (0.4) | 166 (0.7) | 9 (0.0) | | | | | | | | | | | | | | | 270 (1.1) |
| 126~150 | 132 (0.5) | 182 (0.7) | 15 (0.1) | | | | | | | | | | | | | | 1 (0.0) | 330 (1.3) |
| 101~125 | 233 (0.9) | 231 (0.9) | 26 (0.1) | | | | | | | | | | | | | | 5 (0.0) | 495 (2.0) |
| 76~100 | 489 (2.0) | 464 (1.9) | 81 (0.3) | 1 (0.0) | | | | | | | | | | | | 1 (0.0) | 11 (0.0) | 1047 (4.2) |
| 51~75 | 860 (3.5) | 834 (3.4) | 153 (0.6) | 3 (0.0) | | | | | | | | | | | 1 (0.0) | 11 (0.0) | 58 (0.2) | 1920 (7.7) |
| 26~50 | 999 (4.0) | 1716 (6.9) | 486 (2.0) | 39 (0.2) | 3 (0.0) | 5 (0.0) | 2 (0.0) | 1 (0.0) | 1 (0.0) | 2 (0.0) | 1 (0.0) | 2 (0.0) | 1 (0.0) | 5 (0.0) | 51 (0.2) | 147 (0.6) | 3458 (13.9) | |
| 合計 | 3037 (12.2) | 4073 (16.4) | 816 (3.3) | 43 (0.2) | 3 (0.0) | 5 (0.0) | 2 (0.0) | 1 (0.0) | 1 (0.0) | 0 (0.0) | 2 (0.0) | 1 (0.0) | 0 (0.0) | 6 (0.0) | 63 (0.3) | 224 (0.9) | 8277 (33.3) | |
| (連続観測) | | | | | | | | | | | | | | | | | 波高が25cm以下の回数 | 16609 (66.7) |
| | | | | | | | | | | | | | | | | | 合計 | 24886 (100.0) |

付表-B.6.27(c) 紋別(南) f4周期帯領域における波高・波向階級別出現頻度統計(連続観測)

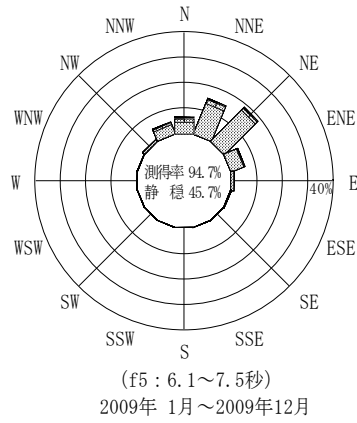
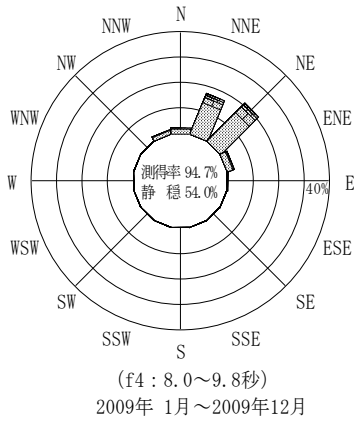
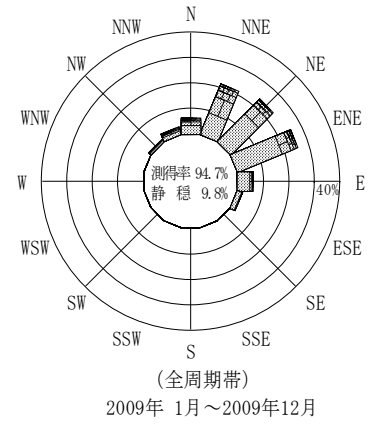
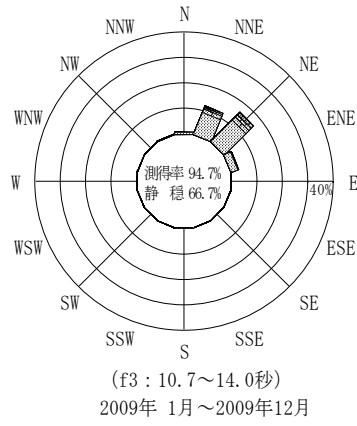
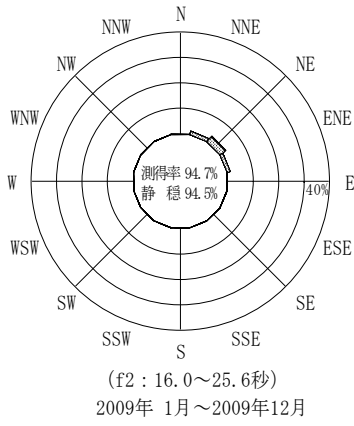
2009年 1月~2009年12月(年) 波向・波高階級別出現頻度表 (f4: 8.0~9.8秒) 観測地点: 紋別(南)

| 波高 | 波向 | NNE | NE | ENE | E | ESE | SE | SSE | S | SSW | SW | WSW | W | WNW | NW | NNW | N | 合計 |
|---------|----|----------------|----------------|--------------|-------------|------------|------------|------------|------------|------------|------------|------------|------------|------------|-------------|--------------|----------------|------------------|
| 801~ | | | | | | | | | | | | | | | | | | 0 (0.0) |
| 751~800 | | | | | | | | | | | | | | | | | | 0 (0.0) |
| 701~750 | | | | | | | | | | | | | | | | | | 0 (0.0) |
| 651~700 | | | | | | | | | | | | | | | | | | 0 (0.0) |
| 601~650 | | | | | | | | | | | | | | | | | | 0 (0.0) |
| 551~600 | | | | | | | | | | | | | | | | | | 0 (0.0) |
| 501~550 | | | | | | | | | | | | | | | | | | 0 (0.0) |
| 451~500 | | | | | | | | | | | | | | | | | | 0 (0.0) |
| 401~450 | | | | | | | | | | | | | | | | | | 0 (0.0) |
| 351~400 | | | 3 (0.0) | | | | | | | | | | | | | | | 3 (0.0) |
| 301~350 | | | 17 (0.1) | 7 (0.0) | | | | | | | | | | | | | 1 (0.0) | 25 (0.1) |
| 251~300 | | 10 (0.0) | 45 (0.2) | 19 (0.1) | | | | | | | | | | | 3 (0.0) | 11 (0.0) | 88 (0.4) | |
| 201~250 | | 183 (0.7) | 151 (0.6) | 13 (0.1) | | | | | | | | | | | 2 (0.0) | 41 (0.2) | 390 (1.6) | |
| 176~200 | | 103 (0.4) | 81 (0.3) | 6 (0.0) | | | | | | | | | | | 1 (0.0) | 17 (0.1) | 208 (0.8) | |
| 151~175 | | 125 (0.5) | 179 (0.7) | 14 (0.1) | | | | | | | | | | | 3 (0.0) | 9 (0.0) | 349 (1.4) | |
| 126~150 | | 209 (0.8) | 272 (1.1) | 34 (0.1) | | | | | | | | | | | 2 (0.0) | 9 (0.0) | 538 (2.2) | |
| 101~125 | | 320 (1.3) | 516 (2.1) | 51 (0.2) | 2 (0.0) | | | | | | | | | | 2 (0.0) | 41 (0.2) | 961 (3.9) | |
| 76~100 | | 837 (3.4) | 813 (3.3) | 63 (0.3) | 2 (0.0) | | | | | | | | | | 3 (0.0) | 56 (0.2) | 1830 (7.4) | |
| 51~75 | | 1194 (4.8) | 1269 (5.1) | 137 (0.6) | 7 (0.0) | | | | | | | | | | 6 (0.0) | 122 (0.5) | 2868 (11.5) | |
| 26~50 | | 1329 (5.3) | 1913 (7.7) | 393 (1.6) | 42 (0.2) | 9 (0.0) | 1 (0.0) | 1 (0.0) | | | | | | | 15 (0.1) | 195 (0.8) | 4176 (16.8) | |
| 合計 | | 4310 (17.3) | 5259 (21.1) | 737 (3.0) | 53 (0.2) | 9 (0.0) | 1 (0.0) | 1 (0.0) | 0 (0.0) | 0 (0.0) | 0 (0.0) | 0 (0.0) | 0 (0.0) | 0 (0.0) | 31 (0.1) | 438 (1.8) | 597 (2.4) | 11436 (46.0) |
| (連続観測) | | | | | | | | | | | | | | | | | 波高が25cm以下の回数 | 13450 (54.0) |
| | | | | | | | | | | | | | | | | | 合計 | 24886 (100.0) |


付表-B.6.27(d) 紋別(南) f5周期帯領域における波高・波向階級別出現頻度統計(連続観測)

2009年 1月~2009年12月(年) 波向・波高階級別出現頻度表 (f5: 6.1~7.5秒) 観測地点: 紋別(南)

| 波高 | 波向 | NNE | NE | ENE | E | ESE | SE | SSE | S | SSW | SW | WSW | W | WNW | NW | NNW | N | 合計 |
|---------|----|----------------|----------------|---------------|--------------|-------------|-------------|------------|------------|------------|------------|------------|-------------|-------------|--------------|---------------|---------------|------------------|
| 801~ | | | | | | | | | | | | | | | | | | 0 (0.0) |
| 751~800 | | | | | | | | | | | | | | | | | | 0 (0.0) |
| 701~750 | | | | | | | | | | | | | | | | | | 0 (0.0) |
| 651~700 | | | | | | | | | | | | | | | | | | 0 (0.0) |
| 601~650 | | | | | | | | | | | | | | | | | | 0 (0.0) |
| 551~600 | | | | | | | | | | | | | | | | | | 0 (0.0) |
| 501~550 | | | | | | | | | | | | | | | | | | 0 (0.0) |
| 451~500 | | | | | | | | | | | | | | | | | | 0 (0.0) |
| 401~450 | | | | | | | | | | | | | | | | | | 0 (0.0) |
| 351~400 | | | | | | | | | | | | | | | | | | 0 (0.0) |
| 301~350 | | | | | | | | | | | | | | | | | | 0 (0.0) |
| 251~300 | | | | | | | | | | | | | | | | 3 (0.0) | 8 (0.0) | 11 (0.0) |
| 201~250 | | 1 (0.0) | 10 (0.0) | 7 (0.0) | | | | | | | | | | | 19 (0.1) | 22 (0.1) | 59 (0.2) | |
| 176~200 | | 23 (0.1) | 49 (0.2) | 28 (0.1) | | | | | | | | | | | 2 (0.0) | 13 (0.1) | 58 (0.2) | 173 (0.7) |
| 151~175 | | 80 (0.3) | 54 (0.2) | 31 (0.1) | 1 (0.0) | | | | | | | | | | 2 (0.0) | 32 (0.1) | 78 (0.3) | 278 (1.1) |
| 126~150 | | 172 (0.7) | 86 (0.3) | 15 (0.1) | 1 (0.0) | | | | | | | | | | 9 (0.0) | 73 (0.3) | 132 (0.5) | 488 (2.0) |
| 101~125 | | 246 (1.0) | 168 (0.7) | 44 (0.2) | 16 (0.1) | 1 (0.0) | | | | | | | | | 15 (0.1) | 134 (0.5) | 192 (0.8) | 816 (3.3) |
| 76~100 | | 460 (1.8) | 478 (1.9) | 120 (0.5) | 55 (0.2) | 7 (0.0) | | | | | | | | | 32 (0.1) | 212 (0.9) | 222 (0.9) | 1586 (6.4) |
| 51~75 | | 947 (3.8) | 1284 (5.2) | 401 (1.6) | 53 (0.2) | 9 (0.0) | | | | | | | | | 1 (0.0) | 41 (0.2) | 362 (1.5) | 3454 (13.9) |
| 26~50 | | 1838 (7.4) | 2537 (10.2) | 834 (3.4) | 187 (0.8) | 57 (0.2) | 10 (0.0) | 5 (0.0) | 3 (0.0) | 1 (0.0) | 3 (0.0) | 6 (0.0) | 12 (0.0) | 23 (0.1) | 133 (0.5) | 404 (1.6) | 584 (2.3) | 6637 (26.7) |
| 合計 | | 3767 (15.1) | 4666 (18.7) | 1480 (5.9) | 313 (1.3) | 74 (0.3) | 10 (0.0) | 5 (0.0) | 3 (0.0) | 1 (0.0) | 3 (0.0) | 6 (0.0) | 13 (0.1) | 23 (0.1) | 234 (0.9) | 1252 (5.0) | 1652 (6.6) | 13502 (54.3) |
| (連続観測) | | | | | | | | | | | | | | | | | 波高が25cm以下の回数 | 11384 (45.7) |
| | | | | | | | | | | | | | | | | | 合計 | 24886 (100.0) |



紋別(南)



(連続観測)

付図-B.3.27 紋別(南) 波高・波向別出現頻度図(連続観測, f2, f3, f4, f5, 全周期帯)