

付表-B.6.29(a) 十勝 f2周期帯領域における波高・波向階級別出現頻度統計（連続観測）

2009年 1月～2009年12月(年) 波向・波高階級別出現頻度表 (f2: 16.0～25.6秒) 観測地点: 十勝

| 波高 波向 | NNE | NE | ENE | E | ESE | SE | SSE | S | SSW | SW | WSW | W | WNW | NW | NNW | N | 合計 | |
|---------|------------|------------|------------|-------------|---------------|---------------|--------------|------------|------------|------------|------------|------------|------------|------------|------------|------------|----------------|------------------|
| 801～ | | | | | | | | | | | | | | | | | 0 (0.0) | |
| 751～800 | | | | | | | | | | | | | | | | | 0 (0.0) | |
| 701～750 | | | | | | | | | | | | | | | | | 0 (0.0) | |
| 651～700 | | | | | | | | | | | | | | | | | 0 (0.0) | |
| 601～650 | | | | | | | | | | | | | | | | | 0 (0.0) | |
| 551～600 | | | | | | | | | | | | | | | | | 0 (0.0) | |
| 501～550 | | | | | | | | | | | | | | | | | 0 (0.0) | |
| 451～500 | | | | | | | | | | | | | | | | | 0 (0.0) | |
| 401～450 | | | | | | | | | | | | | | | | | 0 (0.0) | |
| 351～400 | | | | | | | | | | | | | | | | | 0 (0.0) | |
| 301～350 | | | | | | | | | | | | | | | | | 0 (0.0) | |
| 251～300 | | | | | | | | | | | | | | | | | 0 (0.0) | |
| 201～250 | | | | | | | | | | | | | | | | | 0 (0.0) | |
| 176～200 | | | | | | | | | | | | | | | | | 0 (0.0) | |
| 151～175 | | | | | 5 (0.0) | 1 (0.0) | | | | | | | | | | | 6 (0.0) | |
| 126～150 | | | | | 18 (0.1) | 10 (0.0) | 1 (0.0) | | | | | | | | | | 29 (0.1) | |
| 101～125 | | | | | 56 (0.2) | 32 (0.1) | 9 (0.0) | | | | | | | | | | 97 (0.4) | |
| 76～100 | | | | | 55 (0.2) | 40 (0.2) | 17 (0.1) | | | | | | | | | | 112 (0.4) | |
| 51～75 | | | | | 131 (0.5) | 110 (0.4) | 81 (0.3) | | | | | | | | | | 322 (1.2) | |
| 26～50 | | | | 13 (0.1) | 905 (3.5) | 1333 (5.1) | 383 (1.5) | 6 (0.0) | | | | | | | | | 2640 (10.2) | |
| 合計 | 0 (0.0) | 0 (0.0) | 0 (0.0) | 13 (0.1) | 1170 (4.5) | 1526 (5.9) | 491 (1.9) | 6 (0.0) | 0 (0.0) | 0 (0.0) | 0 (0.0) | 0 (0.0) | 0 (0.0) | 0 (0.0) | 0 (0.0) | 0 (0.0) | 3206 (12.4) | |
| (連続観測) | | | | | | | | | | | | | | | | | 波高が25cm以下の回数 | 22717 (87.6) |
| | | | | | | | | | | | | | | | | | 合計 | 25923 (100.0) |

付表-B.6.29(b) 十勝 f3周期帯領域における波高・波向階級別出現頻度統計（連続観測）

2009年 1月～2009年12月(年) 波向・波高階級別出現頻度表 (f3: 10.7～14.0秒) 観測地点: 十勝

| 波高 波向 | NNE | NE | ENE | E | ESE | SE | SSE | S | SSW | SW | WSW | W | WNW | NW | NNW | N | 合計 | |
|---------|------------|------------|------------|--------------|----------------|-----------------|---------------|-------------|------------|------------|------------|------------|------------|------------|------------|------------|-----------------|------------------|
| 801～ | | | | | | | | | | | | | | | | | 0 (0.0) | |
| 751～800 | | | | | | | | | | | | | | | | | 0 (0.0) | |
| 701～750 | | | | | | | | | | | | | | | | | 0 (0.0) | |
| 651～700 | | | | | | | | | | | | | | | | | 0 (0.0) | |
| 601～650 | | | | | | | | | | | | | | | | | 0 (0.0) | |
| 551～600 | | | | | | | | | | | | | | | | | 0 (0.0) | |
| 501～550 | | | | | | | | | | | | | | | | | 0 (0.0) | |
| 451～500 | | | | | 1 (0.0) | | | | | | | | | | | | 1 (0.0) | |
| 401～450 | | | | | 10 (0.0) | 1 (0.0) | | | | | | | | | | | 11 (0.0) | |
| 351～400 | | | | | 19 (0.1) | 10 (0.0) | 4 (0.0) | | | | | | | | | | 33 (0.1) | |
| 301～350 | | | | | 32 (0.1) | 23 (0.1) | 7 (0.0) | | | | | | | | | | 62 (0.2) | |
| 251～300 | | | | | 55 (0.2) | 41 (0.2) | 18 (0.1) | | | | | | | | | | 114 (0.4) | |
| 201～250 | | | | | 117 (0.5) | 72 (0.3) | 18 (0.1) | | | | | | | | | | 207 (0.8) | |
| 176～200 | | | | | 81 (0.3) | 80 (0.3) | 30 (0.1) | | | | | | | | | | 191 (0.7) | |
| 151～175 | | | | | 93 (0.4) | 104 (0.4) | 66 (0.3) | | | | | | | | | | 263 (1.0) | |
| 126～150 | | | | | 190 (0.7) | 183 (0.7) | 66 (0.3) | | | | | | | | | | 439 (1.7) | |
| 101～125 | | | | 13 (0.1) | 454 (1.8) | 384 (1.5) | 111 (0.4) | | | | | | | | | | 962 (3.7) | |
| 76～100 | | | | 13 (0.1) | 608 (2.3) | 682 (2.6) | 400 (1.5) | 5 (0.0) | | | | | | | | | 1708 (6.6) | |
| 51～75 | | | | 22 (0.1) | 1005 (3.9) | 1726 (6.7) | 556 (2.1) | 4 (0.0) | | | | | | | | | 3313 (12.8) | |
| 26～50 | | | | 65 (0.3) | 3331 (12.8) | 7179 (27.7) | 931 (3.6) | 4 (0.0) | | | | | | | | | 11510 (44.4) | |
| 合計 | 0 (0.0) | 0 (0.0) | 0 (0.0) | 113 (0.4) | 5996 (23.1) | 10485 (40.4) | 2207 (8.5) | 13 (0.1) | 0 (0.0) | 0 (0.0) | 0 (0.0) | 0 (0.0) | 0 (0.0) | 0 (0.0) | 0 (0.0) | 0 (0.0) | 18814 (72.6) | |
| (連続観測) | | | | | | | | | | | | | | | | | 波高が25cm以下の回数 | 7109 (27.4) |
| | | | | | | | | | | | | | | | | | 合計 | 25923 (100.0) |

付表-B.6.29(c) 十勝 f4周期帯領域における波高・波向階級別出現頻度統計（連続観測）


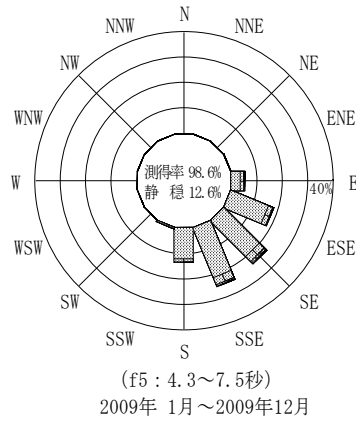
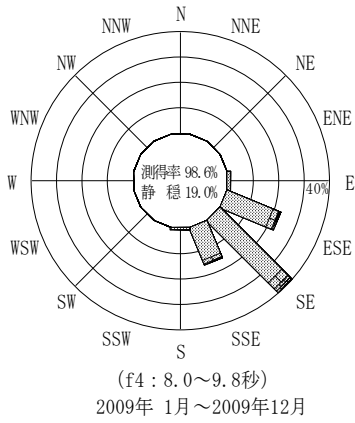
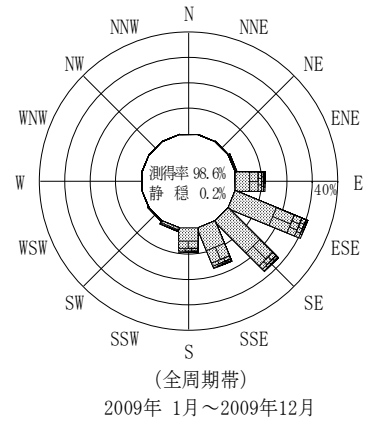
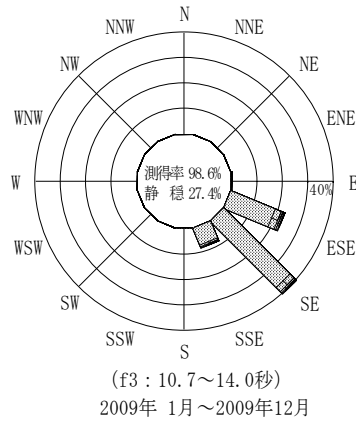
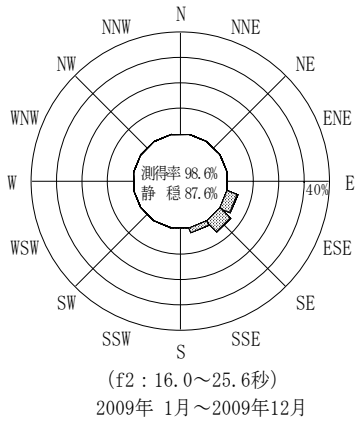
2009年 1月～2009年12月(年) 波向・波高階級別出現頻度表 (f4: 8.0～9.8秒) 観測地点: 十勝

| 波高 | 波向 | NNE | NE | ENE | E | ESE | SE | SSE | S | SSW | SW | WSW | W | WNW | NW | NNW | N | 合計 | |
|---------|----|------------|------------|------------|--------------|----------------|-----------------|----------------|--------------|------------|------------|------------|------------|------------|------------|------------|------------|-----------------|------------------|
| 801～ | | | | | | | | | | | | | | | | | | 0 (0.0) | |
| 751～800 | | | | | | | | | | | | | | | | | | 0 (0.0) | |
| 701～750 | | | | | | | | | | | | | | | | | | 0 (0.0) | |
| 651～700 | | | | | | | | | | | | | | | | | | 0 (0.0) | |
| 601～650 | | | | | | | | | | | | | | | | | | 0 (0.0) | |
| 551～600 | | | | | | | | | | | | | | | | | | 0 (0.0) | |
| 501～550 | | | | | | | | | | | | | | | | | | 0 (0.0) | |
| 451～500 | | | | | | | | | | | | | | | | | | 0 (0.0) | |
| 401～450 | | | | | | | | | | | | | | | | | | 0 (0.0) | |
| 351～400 | | | | | | | | | | | | | | | | | | 0 (0.0) | |
| 301～350 | | | | | | 2 (0.0) | 4 (0.0) | | | | | | | | | | | 6 (0.0) | |
| 251～300 | | | | | | 37 (0.1) | 38 (0.1) | 3 (0.0) | | | | | | | | | | 78 (0.3) | |
| 201～250 | | | | | 3 (0.0) | 99 (0.4) | 165 (0.6) | 33 (0.1) | | | | | | | | | | 300 (1.2) | |
| 176～200 | | | | | 1 (0.0) | 45 (0.2) | 156 (0.6) | 41 (0.2) | | | | | | | | | | 243 (0.9) | |
| 151～175 | | | | | 1 (0.0) | 52 (0.2) | 160 (0.6) | 45 (0.2) | | | | | | | | | | 258 (1.0) | |
| 126～150 | | | | | 2 (0.0) | 140 (0.5) | 259 (1.0) | 135 (0.5) | 1 (0.0) | | | | | | | | | 537 (2.1) | |
| 101～125 | | | | | 10 (0.0) | 440 (1.7) | 591 (2.3) | 257 (1.0) | 10 (0.0) | | | | | | | | | 1308 (5.0) | |
| 76～100 | | | | | 80 (0.3) | 827 (3.2) | 1368 (5.3) | 417 (1.6) | 43 (0.2) | | | | | | | | | 2735 (10.6) | |
| 51～75 | | | | | 129 (0.5) | 2005 (7.7) | 2995 (11.6) | 1245 (4.8) | 107 (0.4) | | | | | | | | | 6481 (25.0) | |
| 26～50 | | | | | 126 (0.5) | 2279 (8.8) | 4618 (17.8) | 1956 (7.5) | 66 (0.3) | | | | | | | | | 9045 (34.9) | |
| 合計 | | 0 (0.0) | 0 (0.0) | 0 (0.0) | 352 (1.4) | 5926 (22.9) | 10354 (39.9) | 4132 (15.9) | 227 (0.9) | 0 (0.0) | 0 (0.0) | 0 (0.0) | 0 (0.0) | 0 (0.0) | 0 (0.0) | 0 (0.0) | 0 (0.0) | 20991 (81.0) | |
| (連続観測) | | | | | | | | | | | | | | | | | | 波高が25cm以下の回数 | 4932 (19.0) |
| | | | | | | | | | | | | | | | | | | 合計 | 25923 (100.0) |

付表-B.6.29(d) 十勝 f5周期帯領域における波高・波向階級別出現頻度統計（連続観測）

2009年 1月～2009年12月(年) 波向・波高階級別出現頻度表 (f5: 4.3～7.5秒) 観測地点: 十勝

| 波高 | 波向 | NNE | NE | ENE | E | ESE | SE | SSE | S | SSW | SW | WSW | W | WNW | NW | NNW | N | 合計 | |
|---------|----|------------|-------------|-------------|---------------|----------------|----------------|----------------|----------------|--------------|------------|------------|------------|------------|------------|------------|------------|-----------------|------------------|
| 801～ | | | | | | | | | | | | | | | | | | 0 (0.0) | |
| 751～800 | | | | | | | | | | | | | | | | | | 0 (0.0) | |
| 701～750 | | | | | | | | | | | | | | | | | | 0 (0.0) | |
| 651～700 | | | | | | | | | | | | | | | | | | 0 (0.0) | |
| 601～650 | | | | | | | | | | | | | | | | | | 0 (0.0) | |
| 551～600 | | | | | | | | | | | | | | | | | | 0 (0.0) | |
| 501～550 | | | | | | | | | | | | | | | | | | 0 (0.0) | |
| 451～500 | | | | | | | | | | | | | | | | | | 0 (0.0) | |
| 401～450 | | | | | | | | | | | | | | | | | | 0 (0.0) | |
| 351～400 | | | | | | | | | | | | | | | | | | 0 (0.0) | |
| 301～350 | | | | | | | | | | | | | | | | | | 0 (0.0) | |
| 251～300 | | | | | | | 8 (0.0) | | | | | | | | | | | 8 (0.0) | |
| 201～250 | | | | | 44 (0.2) | 23 (0.1) | 81 (0.3) | 49 (0.2) | | | | | | | | | | 197 (0.8) | |
| 176～200 | | | | | 53 (0.2) | 37 (0.1) | 89 (0.3) | 71 (0.3) | 8 (0.0) | | | | | | | | | 258 (1.0) | |
| 151～175 | | | | | 28 (0.1) | 40 (0.2) | 147 (0.6) | 95 (0.4) | 40 (0.2) | 2 (0.0) | | | | | | | | 352 (1.4) | |
| 126～150 | | | | | 57 (0.2) | 115 (0.4) | 321 (1.2) | 256 (1.0) | 63 (0.2) | 3 (0.0) | | | | | | | | 815 (3.1) | |
| 101～125 | | | | | 281 (1.1) | 343 (1.3) | 392 (1.5) | 507 (2.0) | 230 (0.9) | 21 (0.1) | | | | | | | | 1774 (6.8) | |
| 76～100 | | | 1 (0.0) | | 392 (1.5) | 827 (3.2) | 904 (3.5) | 942 (3.6) | 502 (1.9) | 32 (0.1) | | | | | | | | 3600 (13.9) | |
| 51～75 | | | 13 (0.1) | | 302 (1.2) | 1876 (7.2) | 2149 (8.3) | 2163 (8.3) | 1005 (3.9) | 48 (0.2) | | | | | | | | 7556 (29.1) | |
| 26～50 | | 1 (0.0) | 14 (0.1) | | 285 (1.1) | 1487 (5.7) | 2119 (8.2) | 2429 (9.4) | 1713 (6.6) | 60 (0.2) | | | | | | | | 8108 (31.3) | |
| 合計 | | 0 (0.0) | 1 (0.0) | 28 (0.1) | 1442 (5.6) | 4748 (18.3) | 6210 (24.0) | 6512 (25.1) | 3561 (13.7) | 166 (0.6) | 0 (0.0) | 0 (0.0) | 0 (0.0) | 0 (0.0) | 0 (0.0) | 0 (0.0) | 0 (0.0) | 22668 (87.4) | |
| (連続観測) | | | | | | | | | | | | | | | | | | 波高が25cm以下の回数 | 3255 (12.6) |
| | | | | | | | | | | | | | | | | | | 合計 | 25923 (100.0) |



付図-B.3.29 十勝 波高・波向別出現頻度図 (連続観測, f2, f3, f4, f5, 全周期帯)