

付表-B.6.13(a) 金沢 f2周期帯領域における波高・波向階級別出現頻度統計（連続観測）

2009年 1月～2009年12月(年) 波向・波高階級別出現頻度表 (f2: 16.0～25.6秒) 観測地点: 金沢

| 波高 | 波向 | NNE | NE | ENE | E | ESE | SE | SSE | S | SSW | SW | WSW | W | WNW | NW | NNW | N | 合計 |
|---------|----|-------------|------------|------------|------------|------------|------------|------------|------------|------------|------------|------------|-------------|-------------|--------------|--------------|--------------|------------------|
| 801～ | | | | | | | | | | | | | | | | | | 0 (0.0) |
| 751～800 | | | | | | | | | | | | | | | | | | 0 (0.0) |
| 701～750 | | | | | | | | | | | | | | | | | | 0 (0.0) |
| 651～700 | | | | | | | | | | | | | | | | | | 0 (0.0) |
| 601～650 | | | | | | | | | | | | | | | | | | 0 (0.0) |
| 551～600 | | | | | | | | | | | | | | | | | | 0 (0.0) |
| 501～550 | | | | | | | | | | | | | | | | | | 0 (0.0) |
| 451～500 | | | | | | | | | | | | | | | | | | 0 (0.0) |
| 401～450 | | | | | | | | | | | | | | | | | | 0 (0.0) |
| 351～400 | | | | | | | | | | | | | | | | | | 0 (0.0) |
| 301～350 | | | | | | | | | | | | | | | | | | 0 (0.0) |
| 251～300 | | | | | | | | | | | | | | | | | | 0 (0.0) |
| 201～250 | | | | | | | | | | | | | | | | | | 0 (0.0) |
| 176～200 | | | | | | | | | | | | | | | | | | 0 (0.0) |
| 151～175 | | | | | | | | | | | | | | | | | | 0 (0.0) |
| 126～150 | | | | | | | | | | | | | | | | | | 0 (0.0) |
| 101～125 | | | | | | | | | | | | | | | | | 1 (0.0) | 1 (0.0) |
| 76～100 | | 1 (0.0) | | | | | | | | | | | | | 3 (0.0) | 31 (0.1) | 4 (0.0) | 39 (0.2) |
| 51～75 | | 9 (0.0) | | | | | | | | | | | 1 (0.0) | 5 (0.0) | 12 (0.0) | 69 (0.3) | 57 (0.2) | 153 (0.6) |
| 26～50 | | 63 (0.3) | 8 (0.0) | 2 (0.0) | 2 (0.0) | | | | 1 (0.0) | 2 (0.0) | 2 (0.0) | 8 (0.0) | 18 (0.1) | 60 (0.2) | 129 (0.5) | 252 (1.0) | 262 (1.0) | 809 (3.2) |
| 合計 | | 73 (0.3) | 8 (0.0) | 2 (0.0) | 2 (0.0) | 0 (0.0) | 0 (0.0) | 0 (0.0) | 1 (0.0) | 2 (0.0) | 2 (0.0) | 8 (0.0) | 19 (0.1) | 65 (0.3) | 144 (0.6) | 353 (1.4) | 323 (1.3) | 1002 (4.0) |
| (連続観測) | | | | | | | | | | | | | | | | | 波高が25cm以下の回数 | 24053 (96.0) |
| | | | | | | | | | | | | | | | | | 合計 | 25055 (100.0) |

付表-B.6.13(b) 金沢 f3周期帯領域における波高・波向階級別出現頻度統計（連続観測）

2009年 1月～2009年12月(年) 波向・波高階級別出現頻度表 (f3: 10.7～14.0秒) 観測地点: 金沢

| 波高 | 波向 | NNE | NE | ENE | E | ESE | SE | SSE | S | SSW | SW | WSW | W | WNW | NW | NNW | N | 合計 |
|---------|----|--------------|------------|------------|------------|------------|------------|------------|------------|------------|------------|------------|-------------|--------------|--------------|---------------|---------------|------------------|
| 801～ | | | | | | | | | | | | | | | | | | 0 (0.0) |
| 751～800 | | | | | | | | | | | | | | | | | | 0 (0.0) |
| 701～750 | | | | | | | | | | | | | | | | | | 0 (0.0) |
| 651～700 | | | | | | | | | | | | | | | | | | 0 (0.0) |
| 601～650 | | | | | | | | | | | | | | | | | | 0 (0.0) |
| 551～600 | | | | | | | | | | | | | | | | | | 0 (0.0) |
| 501～550 | | | | | | | | | | | | | | | | | | 0 (0.0) |
| 451～500 | | | | | | | | | | | | | | | | | | 0 (0.0) |
| 401～450 | | | | | | | | | | | | | | | 2 (0.0) | 7 (0.0) | 2 (0.0) | 11 (0.0) |
| 351～400 | | | | | | | | | | | | | 1 (0.0) | 1 (0.0) | 7 (0.0) | 45 (0.2) | 8 (0.0) | 62 (0.2) |
| 301～350 | | | | | | | | | | | | | | 2 (0.0) | 24 (0.1) | 94 (0.4) | 21 (0.1) | 141 (0.6) |
| 251～300 | | | | | | | | | | | | | | 4 (0.0) | 53 (0.2) | 147 (0.6) | 44 (0.2) | 248 (1.0) |
| 201～250 | | 4 (0.0) | | | | | | | | | | | 2 (0.0) | 13 (0.1) | 106 (0.4) | 218 (0.9) | 119 (0.5) | 462 (1.8) |
| 176～200 | | 1 (0.0) | | | | | | | | | | | 1 (0.0) | 8 (0.0) | 49 (0.2) | 124 (0.5) | 105 (0.4) | 288 (1.1) |
| 151～175 | | 5 (0.0) | | | | | | | | | | | | 5 (0.0) | 55 (0.2) | 147 (0.6) | 156 (0.6) | 368 (1.5) |
| 126～150 | | 17 (0.1) | | | | | | | | | | | 1 (0.0) | 5 (0.0) | 55 (0.2) | 156 (0.6) | 188 (0.8) | 422 (1.7) |
| 101～125 | | 36 (0.1) | | | | | | | | | | | 1 (0.0) | 9 (0.0) | 128 (0.5) | 222 (0.9) | 438 (1.7) | 438 (1.7) |
| 76～100 | | 37 (0.1) | | | | | | | | | | | 1 (0.0) | 29 (0.1) | 69 (0.3) | 197 (0.8) | 309 (1.2) | 642 (2.6) |
| 51～75 | | 33 (0.1) | | | | | | | | | | | 2 (0.0) | 44 (0.2) | 111 (0.4) | 405 (1.6) | 456 (1.8) | 1051 (4.2) |
| 26～50 | | 48 (0.2) | 1 (0.0) | | | | | | | | | 1 (0.0) | 18 (0.1) | 112 (0.4) | 302 (1.2) | 642 (2.6) | 659 (2.6) | 1783 (7.1) |
| 合計 | | 181 (0.7) | 1 (0.0) | 0 (0.0) | 0 (0.0) | 0 (0.0) | 0 (0.0) | 0 (0.0) | 0 (0.0) | 0 (0.0) | 0 (0.0) | 1 (0.0) | 27 (0.1) | 232 (0.9) | 875 (3.5) | 2310 (9.2) | 2289 (9.1) | 5916 (23.6) |
| (連続観測) | | | | | | | | | | | | | | | | | 波高が25cm以下の回数 | 19139 (76.4) |
| | | | | | | | | | | | | | | | | | 合計 | 25055 (100.0) |

付表-B.6.13(c) 金沢 f4周期帯領域における波高・波向階級別出現頻度統計（連続観測）

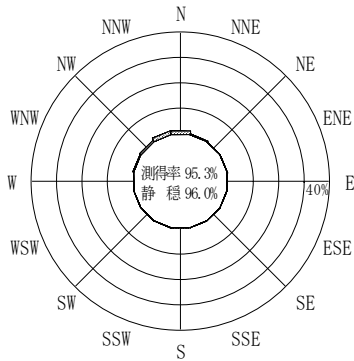
2009年 1月～2009年12月(年) 波向・波高階級別出現頻度表 (f4: 8.0～9.8秒) 観測地点: 金沢

| 波高 | 波向 | NNE | NE | ENE | E | ESE | SE | SSE | S | SSW | SW | WSW | W | WNW | NW | NNW | N | 合計 | |
|---------|----|--------------|------------|------------|------------|------------|------------|------------|------------|------------|------------|-------------|--------------|--------------|---------------|----------------|----------------|-----------------|------------------|
| 801～ | | | | | | | | | | | | | | | | | | 0 (0.0) | |
| 751～800 | | | | | | | | | | | | | | | | | | 0 (0.0) | |
| 701～750 | | | | | | | | | | | | | | | | | | 0 (0.0) | |
| 651～700 | | | | | | | | | | | | | | | | | | 0 (0.0) | |
| 601～650 | | | | | | | | | | | | | | | | | | 0 (0.0) | |
| 551～600 | | | | | | | | | | | | | | | | | | 0 (0.0) | |
| 501～550 | | | | | | | | | | | | | | | | | | 0 (0.0) | |
| 451～500 | | | | | | | | | | | | | | | | | | 0 (0.0) | |
| 401～450 | | | | | | | | | | | | | | | | | | 0 (0.0) | |
| 351～400 | | | | | | | | | | | | | | | 15 (0.1) | 2 (0.0) | | 17 (0.1) | |
| 301～350 | | | | | | | | | | | | | 1 (0.0) | 18 (0.1) | 61 (0.2) | 23 (0.1) | | 103 (0.4) | |
| 251～300 | | | | | | | | | | | | | 5 (0.0) | 38 (0.2) | 197 (0.8) | 100 (0.4) | 8 (0.0) | 348 (1.4) | |
| 201～250 | | 3 (0.0) | | | | | | | | | | | 4 (0.0) | 71 (0.3) | 347 (1.4) | 357 (1.4) | 123 (0.5) | 905 (3.6) | |
| 176～200 | | 12 (0.0) | | | | | | | | | | | 1 (0.0) | 44 (0.2) | 154 (0.6) | 243 (1.0) | 169 (0.7) | 623 (2.5) | |
| 151～175 | | 13 (0.1) | | | | | | | | | | | 7 (0.0) | 58 (0.2) | 155 (0.6) | 347 (1.4) | 248 (1.0) | 828 (3.3) | |
| 126～150 | | 17 (0.1) | | | | | | | | | | | 11 (0.0) | 68 (0.3) | 150 (0.6) | 353 (1.4) | 321 (1.3) | 920 (3.7) | |
| 101～125 | | 31 (0.1) | | | | | | | | | | 1 (0.0) | 36 (0.1) | 76 (0.3) | 133 (0.5) | 356 (1.4) | 532 (2.1) | 1165 (4.6) | |
| 76～100 | | 44 (0.2) | 1 (0.0) | | | | | | | | | 2 (0.0) | 61 (0.2) | 103 (0.4) | 199 (0.8) | 411 (1.6) | 624 (2.5) | 1445 (5.8) | |
| 51～75 | | 77 (0.3) | | | | | | | | | | 6 (0.0) | 91 (0.4) | 103 (0.4) | 272 (1.1) | 602 (2.4) | 691 (2.8) | 1842 (7.4) | |
| 26～50 | | 137 (0.5) | 2 (0.0) | | | | | | | | | 7 (0.0) | 198 (0.8) | 274 (1.1) | 396 (1.6) | 1028 (4.1) | 1285 (5.1) | 3327 (13.3) | |
| 合計 | | 334 (1.3) | 3 (0.0) | 0 (0.0) | 0 (0.0) | 0 (0.0) | 0 (0.0) | 0 (0.0) | 0 (0.0) | 0 (0.0) | 0 (0.0) | 16 (0.1) | 415 (1.7) | 853 (3.4) | 2079 (8.3) | 3822 (15.3) | 4001 (16.0) | 11523 (46.0) | |
| (連続観測) | | | | | | | | | | | | | | | | | | 波高が25cm以下の回数 | 13532 (54.0) |
| | | | | | | | | | | | | | | | | | | 合計 | 25055 (100.0) |

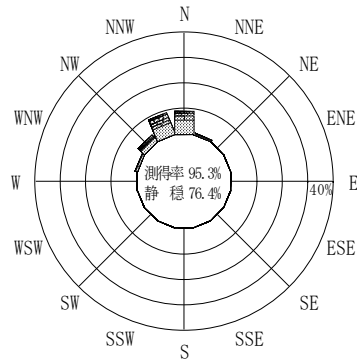
付表-B.6.13(d) 金沢 f5周期帯領域における波高・波向階級別出現頻度統計（連続観測）

2009年 1月～2009年12月(年) 波向・波高階級別出現頻度表 (f5: 4.3～7.5秒) 観測地点: 金沢

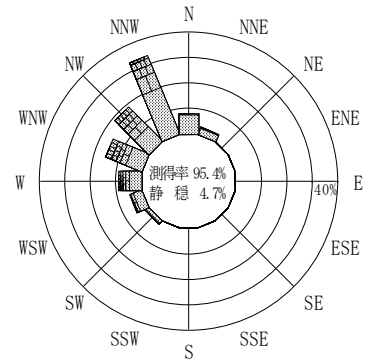
| 波高 | 波向 | NNE | NE | ENE | E | ESE | SE | SSE | S | SSW | SW | WSW | W | WNW | NW | NNW | N | 合計 | |
|---------|----|--------------|------------|------------|------------|------------|------------|------------|------------|------------|--------------|--------------|---------------|----------------|----------------|----------------|----------------|-----------------|------------------|
| 801～ | | | | | | | | | | | | | | | | | | 0 (0.0) | |
| 751～800 | | | | | | | | | | | | | | | | | | 0 (0.0) | |
| 701～750 | | | | | | | | | | | | | | | | | | 0 (0.0) | |
| 651～700 | | | | | | | | | | | | | | | | | | 0 (0.0) | |
| 601～650 | | | | | | | | | | | | | | | | | | 0 (0.0) | |
| 551～600 | | | | | | | | | | | | | | | | | | 0 (0.0) | |
| 501～550 | | | | | | | | | | | | | | | | | | 0 (0.0) | |
| 451～500 | | | | | | | | | | | | | | | | | | 0 (0.0) | |
| 401～450 | | | | | | | | | | | | | | | | | | 0 (0.0) | |
| 351～400 | | | | | | | | | | | | | | | | | | 0 (0.0) | |
| 301～350 | | | | | | | | | | | | | | | | | | 0 (0.0) | |
| 251～300 | | | | | | | | | | | | 2 (0.0) | 25 (0.1) | 77 (0.3) | 30 (0.1) | 3 (0.0) | 5 (0.0) | 142 (0.6) | |
| 201～250 | | | | | | | | | | | | 5 (0.0) | 152 (0.6) | 349 (1.4) | 238 (0.9) | 138 (0.6) | 60 (0.2) | 942 (3.8) | |
| 176～200 | | 1 (0.0) | | | | | | | | | | 4 (0.0) | 82 (0.3) | 212 (0.8) | 217 (0.9) | 219 (0.9) | 112 (0.4) | 847 (3.4) | |
| 151～175 | | 5 (0.0) | | | | | | | | | | 17 (0.1) | 122 (0.5) | 154 (0.6) | 279 (1.1) | 367 (1.5) | 180 (0.7) | 1124 (4.5) | |
| 126～150 | | 12 (0.0) | | | | | | | | | 6 (0.0) | 37 (0.1) | 221 (0.9) | 415 (1.0) | 630 (1.7) | 630 (2.5) | 313 (1.2) | 1875 (7.5) | |
| 101～125 | | 13 (0.1) | | | | | | | | | | 82 (0.3) | 225 (0.9) | 440 (0.9) | 843 (1.8) | 602 (3.4) | 2458 (9.8) | | |
| 76～100 | | 41 (0.2) | | | | | | | | | | 36 (0.1) | 152 (0.6) | 317 (1.3) | 445 (1.2) | 954 (3.8) | 1231 (4.9) | 3481 (13.9) | |
| 51～75 | | 155 (0.6) | | | | | | | | | | 29 (0.1) | 223 (0.9) | 596 (2.4) | 422 (1.7) | 978 (3.9) | 1767 (7.1) | 4623 (18.5) | |
| 26～50 | | 388 (1.5) | 1 (0.0) | | | | | | | | | 41 (0.2) | 222 (0.9) | 485 (1.9) | 672 (2.7) | 964 (3.8) | 2233 (8.9) | 5731 (22.9) | |
| 合計 | | 615 (2.5) | 1 (0.0) | 0 (0.0) | 0 (0.0) | 0 (0.0) | 0 (0.0) | 0 (0.0) | 0 (0.0) | 0 (0.0) | 139 (0.6) | 744 (3.0) | 2225 (8.9) | 2658 (10.6) | 3242 (12.9) | 5096 (20.3) | 6503 (26.0) | 21223 (84.7) | |
| (連続観測) | | | | | | | | | | | | | | | | | | 波高が25cm以下の回数 | 3832 (15.3) |
| | | | | | | | | | | | | | | | | | | 合計 | 25055 (100.0) |



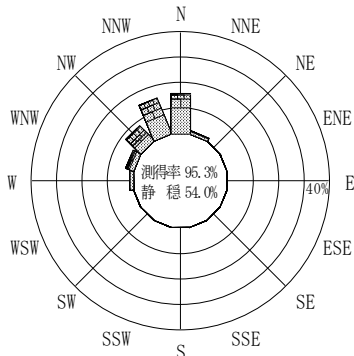
(f2 : 16.0~25.6秒)
2009年 1月~2009年12月



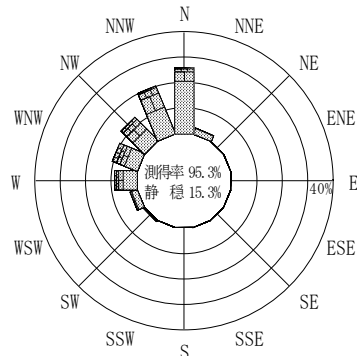
(f3 : 10.7~14.0秒)
2009年 1月~2009年12月



(全周期帯)
2009年 1月~2009年12月




(f4 : 8.0~9.8秒)
2009年 1月~2009年12月



(f5 : 4.3~7.5秒)
2009年 1月~2009年12月

金沢



(連続観測)

付図-B.3.13 金沢 波高・波向別出現頻度図 (連続観測, f2, f3, f4, f5, 全周期帯)