

付表-A.6.52(a) 室津 f2周期帯領域における波高・波向階級別出現頻度統計

2009年 1月～2009年12月(年) 波向・波高階級別出現頻度表 (f2 : 16.0～25.6秒) 観測地点 : 室津

| 波高 | 波向 | NNE | NE | ENE | E | ESE | SE | SSE | S | SSW | SW | WSW | W | WNW | NW | NNW | N | 合計 |
|--------------|----|-------------|-------------|-------------|-------------|-------------|-------------|-------------|--------------|--------------|--------------|-------------|-------------|-------------|-------------|-------------|-------------|-----------------|
| 801～ | | | | | | | | | | | | | | | | | | 0 (0.0) |
| 751～800 | | | | | | | | | | | | | | | | | | 0 (0.0) |
| 701～750 | | | | | | | | | | | | | | | | | | 0 (0.0) |
| 651～700 | | | | | | | | | | | | | | | | | | 0 (0.0) |
| 601～650 | | | | | | | | | | | | | | | | | | 0 (0.0) |
| 551～600 | | | | | | | | | | | | | | | | | | 0 (0.0) |
| 501～550 | | | | | | | | | | | | | | | | | | 0 (0.0) |
| 451～500 | | | | | | | | | | | | | | | | | | 0 (0.0) |
| 401～450 | | | | | | | | | | | | | | | | | | 0 (0.0) |
| 351～400 | | | | | | | | | | | | | | | | | | 0 (0.0) |
| 301～350 | | | | | | | | | | | | | | | | | | 0 (0.0) |
| 251～300 | | | | | | | | | | | | | | | | | | 0 (0.0) |
| 201～250 | | | | | | | | | | 2 (0.1) | | | | | | | | 2 (0.1) |
| 176～200 | | | | | | | | | | 1 (0.0) | | | | | | | | 1 (0.0) |
| 151～175 | | | | | | | | | 2 (0.1) | | | | | | | | | 2 (0.1) |
| 126～150 | | | | | | | | | 2 (0.1) | 3 (0.1) | | | | | | | | 5 (0.2) |
| 101～125 | | | | | | | | | 3 (0.1) | 3 (0.1) | | | | | | | | 6 (0.2) |
| 76～100 | | | | | | | | | 5 (0.2) | 4 (0.1) | | | | | | | | 9 (0.3) |
| 51～75 | | | | | | | | 1 (0.0) | 8 (0.3) | 24 (0.9) | 3 (0.1) | | | | | | | 36 (1.3) |
| 26～50 | | | | | | | | 3 (0.1) | 52 (1.9) | 58 (2.1) | 9 (0.3) | | | | | | | 122 (4.5) |
| 合計 | | 0 (0.0) | 0 (0.0) | 0 (0.0) | 0 (0.0) | 0 (0.0) | 0 (0.0) | 4 (0.1) | 72 (2.6) | 95 (3.5) | 12 (0.4) | 0 (0.0) | 0 (0.0) | 0 (0.0) | 0 (0.0) | 0 (0.0) | 0 (0.0) | 183 (6.7) |
| 波高が25cm以下の回数 | | | | | | | | | | | | | | | | | | 2539 (93.3) |
| 合計 | | | | | | | | | | | | | | | | | | 2722 (100.0) |

付表-A.6.52(b) 室津 f3周期帯領域における波高・波向階級別出現頻度統計

2009年 1月～2009年12月(年) 波向・波高階級別出現頻度表 (f3 : 10.7～14.0秒) 観測地点 : 室津

| 波高 | 波向 | NNE | NE | ENE | E | ESE | SE | SSE | S | SSW | SW | WSW | W | WNW | NW | NNW | N | 合計 |
|--------------|----|-------------|-------------|-------------|-------------|-------------|-------------|--------------|----------------|---------------|-------------|-------------|-------------|-------------|-------------|-------------|-------------|-----------------|
| 801～ | | | | | | | | | | | | | | | | | | 0 (0.0) |
| 751～800 | | | | | | | | | | | | | | | | | | 0 (0.0) |
| 701～750 | | | | | | | | | | | | | | | | | | 0 (0.0) |
| 651～700 | | | | | | | | | | | | | | | | | | 0 (0.0) |
| 601～650 | | | | | | | | | | | | | | | | | | 0 (0.0) |
| 551～600 | | | | | | | | | | | | | | | | | | 0 (0.0) |
| 501～550 | | | | | | | | | | | | | | | | | | 0 (0.0) |
| 451～500 | | | | | | | | | | | | | | | | | | 0 (0.0) |
| 401～450 | | | | | | | | | | | | | | | | | | 0 (0.0) |
| 351～400 | | | | | | | | | | | | | | | | | | 0 (0.0) |
| 301～350 | | | | | | | | | | 1 (0.0) | | | | | | | | 1 (0.0) |
| 251～300 | | | | | | | | | 1 (0.0) | 2 (0.1) | | | | | | | | 3 (0.1) |
| 201～250 | | | | | | | | | 2 (0.1) | 3 (0.1) | | | | | | | | 5 (0.2) |
| 176～200 | | | | | | | | | 4 (0.1) | 3 (0.1) | | | | | | | | 7 (0.3) |
| 151～175 | | | | | | | | | 11 (0.4) | 15 (0.6) | | | | | | | | 26 (1.0) |
| 126～150 | | | | | | | | | 16 (0.6) | 18 (0.7) | | | | | | | | 34 (1.2) |
| 101～125 | | | | | | | | | 21 (0.8) | 21 (0.8) | | | | | | | | 42 (1.5) |
| 76～100 | | | | | | | | 4 (0.1) | 53 (1.9) | 34 (1.2) | 1 (0.0) | | | | | | | 92 (3.4) |
| 51～75 | | | | | | | | 8 (0.3) | 105 (3.9) | 20 (0.7) | | | | | | | | 133 (4.9) |
| 26～50 | | | | | | | | 41 (1.5) | 205 (7.5) | 78 (2.9) | 1 (0.0) | | | | | | | 325 (11.9) |
| 合計 | | 0 (0.0) | 0 (0.0) | 0 (0.0) | 0 (0.0) | 0 (0.0) | 0 (0.0) | 53 (1.9) | 418 (15.4) | 195 (7.2) | 2 (0.1) | 0 (0.0) | 0 (0.0) | 0 (0.0) | 0 (0.0) | 0 (0.0) | 0 (0.0) | 668 (24.5) |
| 波高が25cm以下の回数 | | | | | | | | | | | | | | | | | | 2054 (75.5) |
| 合計 | | | | | | | | | | | | | | | | | | 2722 (100.0) |

付表-A. 6. 52(c) 室津 f4周期帯領域における波高・波向階級別出現頻度統計

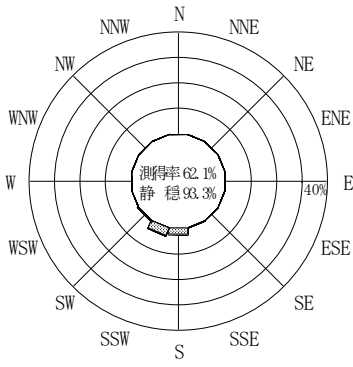
2009年 1月～2009年12月(年) 波向・波高階級別出現頻度表 (f4: 8.0～9.8秒) 観測地点: 室津

| 波高 | 波向 | NNE | NE | ENE | E | ESE | SE | SSE | S | SSW | SW | WSW | W | WNW | NW | NNW | N | 合計 | |
|---------|----|-------------|-------------|-------------|-------------|-------------|-------------|---------------|----------------|---------------|--------------|-------------|-------------|-------------|-------------|-------------|-------------|-----------------|------------------|
| 801～ | | | | | | | | | | | | | | | | | | 0 (0.0) | |
| 751～800 | | | | | | | | | | | | | | | | | | 0 (0.0) | |
| 701～750 | | | | | | | | | | | | | | | | | | 0 (0.0) | |
| 651～700 | | | | | | | | | | | | | | | | | | 0 (0.0) | |
| 601～650 | | | | | | | | | | | | | | | | | | 0 (0.0) | |
| 551～600 | | | | | | | | | | | | | | | | | | 0 (0.0) | |
| 501～550 | | | | | | | | | | | | | | | | | | 0 (0.0) | |
| 451～500 | | | | | | | | | | | | | | | | | | 0 (0.0) | |
| 401～450 | | | | | | | | | | | | | | | | | | 0 (0.0) | |
| 351～400 | | | | | | | | | | 1 (0.0) | | | | | | | | 1 (0.0) | |
| 301～350 | | | | | | | | | | 2 (0.1) | | | | | | | | 2 (0.1) | |
| 251～300 | | | | | | | | | 5 (0.2) | 2 (0.1) | | | | | | | | 7 (0.3) | |
| 201～250 | | | | | | | | | 2 (0.1) | 6 (0.2) | | | | | | | | 8 (0.3) | |
| 176～200 | | | | | | | | | 2 (0.1) | 3 (0.1) | | | | | | | | 5 (0.2) | |
| 151～175 | | | | | | | | | 16 (0.6) | 5 (0.2) | | | | | | | | 21 (0.8) | |
| 126～150 | | | | | | | | 2 (0.1) | 14 (0.5) | 7 (0.3) | | | | | | | | 23 (0.8) | |
| 101～125 | | | | | | | | 1 (0.0) | 37 (1.4) | 12 (0.4) | | | | | | | | 50 (1.8) | |
| 76～100 | | | | | | | | 4 (0.1) | 49 (1.8) | 16 (0.6) | | | | | | | | 69 (2.5) | |
| 51～75 | | | | | | | | 35 (1.3) | 153 (5.6) | 30 (1.1) | | | | | | | | 218 (8.0) | |
| 26～50 | | | | | | | 5 (0.2) | 164 (6.0) | 633 (23.3) | 134 (4.9) | 11 (0.4) | 2 (0.1) | | | | | | 949 (34.9) | |
| 合計 | | 0 (0.0) | 0 (0.0) | 0 (0.0) | 0 (0.0) | 0 (0.0) | 5 (0.2) | 206 (7.6) | 911 (33.5) | 218 (8.0) | 11 (0.4) | 2 (0.1) | 0 (0.0) | 0 (0.0) | 0 (0.0) | 0 (0.0) | 0 (0.0) | 1353 (49.7) | |
| | | | | | | | | | | | | | | | | | | 波高が25cm以下の回数 | 1369 (50.3) |
| | | | | | | | | | | | | | | | | | | 合計 | 2722 (100.0) |

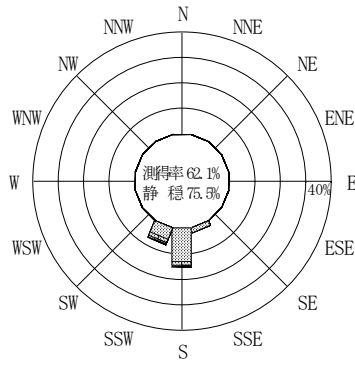
付表-A. 6. 52(d) 室津 f5周期帯領域における波高・波向階級別出現頻度統計

2009年 1月～2009年12月(年) 波向・波高階級別出現頻度表 (f5: 4.7～7.5秒) 観測地点: 室津

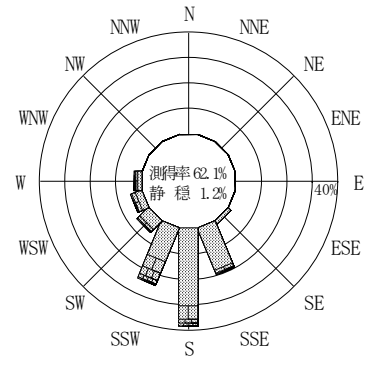
| 波高 | 波向 | NNE | NE | ENE | E | ESE | SE | SSE | S | SSW | SW | WSW | W | WNW | NW | NNW | N | 合計 | |
|---------|----|-------------|-------------|-------------|-------------|-------------|--------------|----------------|----------------|----------------|---------------|---------------|--------------|--------------|-------------|-------------|-------------|-----------------|------------------|
| 801～ | | | | | | | | | | | | | | | | | | 0 (0.0) | |
| 751～800 | | | | | | | | | | | | | | | | | | 0 (0.0) | |
| 701～750 | | | | | | | | | | | | | | | | | | 0 (0.0) | |
| 651～700 | | | | | | | | | | | | | | | | | | 0 (0.0) | |
| 601～650 | | | | | | | | | | | | | | | | | | 0 (0.0) | |
| 551～600 | | | | | | | | | | | | | | | | | | 0 (0.0) | |
| 501～550 | | | | | | | | | | | | | | | | | | 0 (0.0) | |
| 451～500 | | | | | | | | | | | | | | | | | | 0 (0.0) | |
| 401～450 | | | | | | | | | | | | | | | | | | 0 (0.0) | |
| 351～400 | | | | | | | | | | | | | | | | | | 0 (0.0) | |
| 301～350 | | | | | | | | | | | | | | | | | | 0 (0.0) | |
| 251～300 | | | | | | | | | | | | | | | | | | 0 (0.0) | |
| 201～250 | | | | | | | | | 6 (0.2) | 10 (0.4) | | 3 (0.1) | 1 (0.0) | | | | | 20 (0.7) | |
| 176～200 | | | | | | | | | 8 (0.3) | 10 (0.4) | | 10 (0.4) | 5 (0.2) | | | | | 33 (1.2) | |
| 151～175 | | | | | | | | | 19 (0.7) | 24 (0.9) | 1 (0.0) | 15 (0.6) | 5 (0.2) | | | | | 64 (2.4) | |
| 126～150 | | | | | | | | 3 (0.1) | 17 (0.6) | 41 (1.5) | 6 (0.2) | 19 (0.7) | 9 (0.3) | | | | | 95 (3.5) | |
| 101～125 | | | | | | | | 4 (0.1) | 39 (1.4) | 11 (0.4) | 34 (1.2) | 4 (0.1) | 1 (0.0) | | | | | 123 (4.5) | |
| 76～100 | | | | | | | | 33 (1.2) | 82 (3.0) | 58 (2.1) | 24 (0.9) | 37 (1.4) | 5 (0.2) | | | | | 239 (8.8) | |
| 51～75 | | | | | | | | 1 (0.0) | 80 (2.9) | 200 (7.3) | 100 (3.7) | 59 (2.2) | 38 (1.4) | 14 (0.5) | | | | 492 (18.1) | |
| 26～50 | | | | | | 1 (0.0) | 14 (0.5) | 200 (7.3) | 483 (17.7) | 201 (7.4) | 65 (2.4) | 42 (1.5) | 11 (0.4) | | 1 (0.0) | 2 (0.1) | | 1020 (37.5) | |
| 合計 | | 0 (0.0) | 0 (0.0) | 0 (0.0) | 0 (0.0) | 1 (0.0) | 15 (0.6) | 320 (11.8) | 854 (31.4) | 474 (17.4) | 166 (6.1) | 198 (7.3) | 54 (2.0) | 1 (0.0) | 1 (0.0) | 2 (0.1) | 0 (0.0) | 2086 (76.6) | |
| | | | | | | | | | | | | | | | | | | 波高が25cm以下の回数 | 636 (23.4) |
| | | | | | | | | | | | | | | | | | | 合計 | 2722 (100.0) |



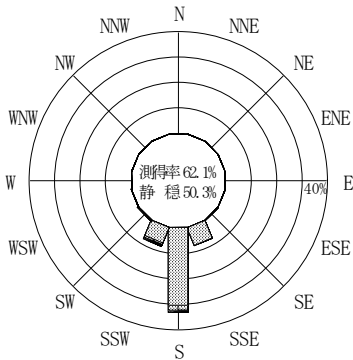
(f2 : 16.0~25.6秒)
2009年 1月~2009年12月



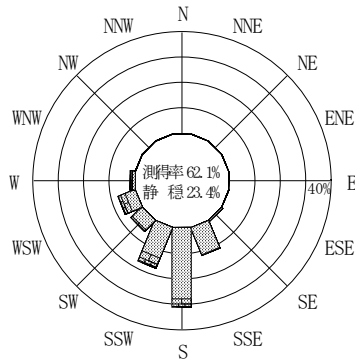
(f3 : 10.7~14.0秒)
2009年 1月~2009年12月



(全周期帯)
2009年 1月~2009年12月




(f4 : 8.0~9.8秒)
2009年 1月~2009年12月



(f5 : 4.7~7.5秒)
2009年 1月~2009年12月

室津



付図-A.3.52 室津 波高・波向別出現頻度図 (f2, f3, f4, f5, 全周期帯)