

付表-A. 6. 11 (a) 伏木富山 f2周期帯領域における波高・波向階級別出現頻度統計

2009年 1月～2009年12月(年) 波向・波高階級別出現頻度表 (f2 : 16. 0～25. 6秒) 観測地点 : 伏木富山

| 波高 | 波向 | NNE | NE | ENE | E | ESE | SE | SSE | S | SSW | SW | WSW | W | WNW | NW | NNW | N | 合計 |
|--------------|----|-------------|-------------|-------------|-------------|-------------|-------------|-------------|-------------|-------------|-------------|-------------|-------------|-------------|-------------|-------------|-------------|-----------------|
| 801～ | | | | | | | | | | | | | | | | | | 0 (0.0) |
| 751～800 | | | | | | | | | | | | | | | | | | 0 (0.0) |
| 701～750 | | | | | | | | | | | | | | | | | | 0 (0.0) |
| 651～700 | | | | | | | | | | | | | | | | | | 0 (0.0) |
| 601～650 | | | | | | | | | | | | | | | | | | 0 (0.0) |
| 551～600 | | | | | | | | | | | | | | | | | | 0 (0.0) |
| 501～550 | | | | | | | | | | | | | | | | | | 0 (0.0) |
| 451～500 | | | | | | | | | | | | | | | | | | 0 (0.0) |
| 401～450 | | | | | | | | | | | | | | | | | | 0 (0.0) |
| 351～400 | | | | | | | | | | | | | | | | | | 0 (0.0) |
| 301～350 | | | | | | | | | | | | | | | | | | 0 (0.0) |
| 251～300 | | | | | | | | | | | | | | | | | | 0 (0.0) |
| 201～250 | | | | | | | | | | | | | | | | | | 0 (0.0) |
| 176～200 | | | | | | | | | | | | | | | | | | 0 (0.0) |
| 151～175 | | | | | | | | | | | | | | | | | | 0 (0.0) |
| 126～150 | | | | | | | | | | | | | | | | | | 0 (0.0) |
| 101～125 | | | | | | | | | | | | | | | | | | 0 (0.0) |
| 76～100 | | | | | | | | | | | | | | | | | | 0 (0.0) |
| 51～75 | | | | | | | | | | | | | | | | | | 0 (0.0) |
| 26～50 | | | 5 (0.1) | 3 (0.1) | 2 (0.1) | | | | | | | | | | | | | 10 (0.3) |
| 合計 | | 0 (0.0) | 5 (0.1) | 3 (0.1) | 2 (0.1) | 0 (0.0) | 0 (0.0) | 0 (0.0) | 0 (0.0) | 0 (0.0) | 0 (0.0) | 0 (0.0) | 0 (0.0) | 0 (0.0) | 0 (0.0) | 0 (0.0) | 0 (0.0) | 10 (0.3) |
| 波高が25cm以下の回数 | | | | | | | | | | | | | | | | | | 3562 (99.7) |
| 合計 | | | | | | | | | | | | | | | | | | 3572 (100.0) |

付表-A. 6. 11 (b) 伏木富山 f3周期帯領域における波高・波向階級別出現頻度統計

2009年 1月～2009年12月(年) 波向・波高階級別出現頻度表 (f3 : 10. 7～14. 0秒) 観測地点 : 伏木富山

| 波高 | 波向 | NNE | NE | ENE | E | ESE | SE | SSE | S | SSW | SW | WSW | W | WNW | NW | NNW | N | 合計 |
|--------------|----|--------------|---------------|--------------|-------------|-------------|-------------|-------------|-------------|-------------|-------------|-------------|-------------|-------------|-------------|-------------|-------------|-----------------|
| 801～ | | | | | | | | | | | | | | | | | | 0 (0.0) |
| 751～800 | | | | | | | | | | | | | | | | | | 0 (0.0) |
| 701～750 | | | | | | | | | | | | | | | | | | 0 (0.0) |
| 651～700 | | | | | | | | | | | | | | | | | | 0 (0.0) |
| 601～650 | | | | | | | | | | | | | | | | | | 0 (0.0) |
| 551～600 | | | | | | | | | | | | | | | | | | 0 (0.0) |
| 501～550 | | | | | | | | | | | | | | | | | | 0 (0.0) |
| 451～500 | | | | | | | | | | | | | | | | | | 0 (0.0) |
| 401～450 | | | | | | | | | | | | | | | | | | 0 (0.0) |
| 351～400 | | | | | | | | | | | | | | | | | | 0 (0.0) |
| 301～350 | | | | | | | | | | | | | | | | | | 0 (0.0) |
| 251～300 | | | | | | | | | | | | | | | | | | 0 (0.0) |
| 201～250 | | | | | | | | | | | | | | | | | | 0 (0.0) |
| 176～200 | | | | | | | | | | | | | | | | | | 0 (0.0) |
| 151～175 | | | | | | | | | | | | | | | | | | 0 (0.0) |
| 126～150 | | | 1 (0.0) | | | | | | | | | | | | | | | 1 (0.0) |
| 101～125 | | 1 (0.0) | 11 (0.3) | | | | | | | | | | | | | | | 12 (0.3) |
| 76～100 | | 3 (0.1) | 21 (0.6) | | | | | | | | | | | | | | | 24 (0.7) |
| 51～75 | | 24 (0.7) | 29 (0.8) | | | | | | | | | | | | | | | 53 (1.5) |
| 26～50 | | 53 (1.5) | 96 (2.7) | 15 (0.4) | | | | | | | | | | | | | | 164 (4.6) |
| 合計 | | 81 (2.3) | 158 (4.4) | 15 (0.4) | 0 (0.0) | 0 (0.0) | 0 (0.0) | 0 (0.0) | 0 (0.0) | 0 (0.0) | 0 (0.0) | 0 (0.0) | 0 (0.0) | 0 (0.0) | 0 (0.0) | 0 (0.0) | 0 (0.0) | 254 (7.1) |
| 波高が25cm以下の回数 | | | | | | | | | | | | | | | | | | 3318 (92.9) |
| 合計 | | | | | | | | | | | | | | | | | | 3572 (100.0) |

付表-A. 6. 11 (c) 伏木富山 f4周期帯領域における波高・波向階級別出現頻度統計

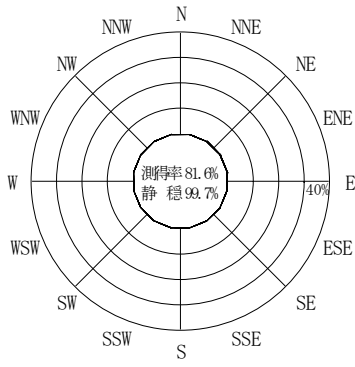
2009年 1月～2009年12月(年) 波向・波高階級別出現頻度表 (f4 : 8. 0～9. 8秒) 観測地点 : 伏木富山

| 波高 | 波向 | NNE | NE | ENE | E | ESE | SE | SSE | S | SSW | SW | WSW | W | WNW | NW | NNW | N | 合計 | |
|---------|---------------|----------------|-------------|-------------|-------------|-------------|-------------|-------------|-------------|-------------|-------------|-------------|-------------|-------------|-------------|-------------|-------------|----------------|------------------|
| 801～ | | | | | | | | | | | | | | | | | | 0 (0.0) | |
| 751～800 | | | | | | | | | | | | | | | | | | 0 (0.0) | |
| 701～750 | | | | | | | | | | | | | | | | | | 0 (0.0) | |
| 651～700 | | | | | | | | | | | | | | | | | | 0 (0.0) | |
| 601～650 | | | | | | | | | | | | | | | | | | 0 (0.0) | |
| 551～600 | | | | | | | | | | | | | | | | | | 0 (0.0) | |
| 501～550 | | | | | | | | | | | | | | | | | | 0 (0.0) | |
| 451～500 | | | | | | | | | | | | | | | | | | 0 (0.0) | |
| 401～450 | | | | | | | | | | | | | | | | | | 0 (0.0) | |
| 351～400 | | | | | | | | | | | | | | | | | | 0 (0.0) | |
| 301～350 | | | | | | | | | | | | | | | | | | 0 (0.0) | |
| 251～300 | | | | | | | | | | | | | | | | | | 0 (0.0) | |
| 201～250 | | | 1 (0.0) | | | | | | | | | | | | | | | 1 (0.0) | |
| 176～200 | 1 (0.0) | | | | | | | | | | | | | | | | | 1 (0.0) | |
| 151～175 | 1 (0.0) | 8 (0.2) | | | | | | | | | | | | | | | | 9 (0.3) | |
| 126～150 | 1 (0.0) | 3 (0.1) | | | | | | | | | | | | | | | | 4 (0.1) | |
| 101～125 | | 16 (0.4) | | | | | | | | | | | | | | | | 16 (0.4) | |
| 76～100 | 8 (0.2) | 13 (0.4) | | | | | | | | | | | | | | | | 21 (0.6) | |
| 51～75 | 38 (1.1) | 73 (2.0) | | | | | | | | | | | | | | | | 111 (3.1) | |
| 26～50 | 149 (4.2) | 327 (9.2) | 2 (0.1) | | | | | | | | | | | | | | | 478 (13.4) | |
| 合計 | 198 (5.5) | 441 (12.3) | 2 (0.1) | 0 (0.0) | 0 (0.0) | 0 (0.0) | 0 (0.0) | 0 (0.0) | 0 (0.0) | 0 (0.0) | 0 (0.0) | 0 (0.0) | 0 (0.0) | 0 (0.0) | 0 (0.0) | 0 (0.0) | 0 (0.0) | 641 (17.9) | |
| | | | | | | | | | | | | | | | | | | 波高が25cm以下の回数 | 2931 (82.1) |
| | | | | | | | | | | | | | | | | | | 合計 | 3572 (100.0) |

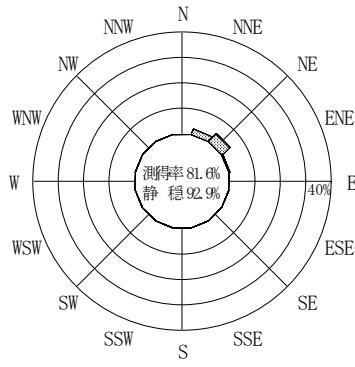
付表-A. 6. 11 (d) 伏木富山 f5周期帯領域における波高・波向階級別出現頻度統計

2009年 1月～2009年12月(年) 波向・波高階級別出現頻度表 (f5 : 5. 6～7. 5秒) 観測地点 : 伏木富山

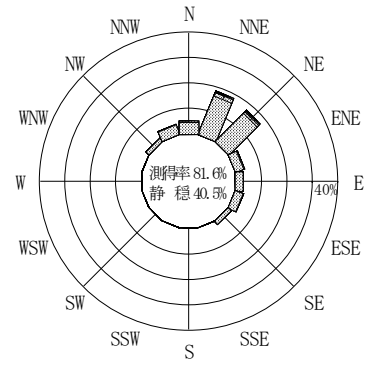
| 波高 | 波向 | NNE | NE | ENE | E | ESE | SE | SSE | S | SSW | SW | WSW | W | WNW | NW | NNW | N | 合計 | |
|---------|---------------|----------------|--------------|-------------|-------------|-------------|-------------|-------------|-------------|-------------|-------------|-------------|-------------|-------------|-------------|-------------|-------------|----------------|------------------|
| 801～ | | | | | | | | | | | | | | | | | | 0 (0.0) | |
| 751～800 | | | | | | | | | | | | | | | | | | 0 (0.0) | |
| 701～750 | | | | | | | | | | | | | | | | | | 0 (0.0) | |
| 651～700 | | | | | | | | | | | | | | | | | | 0 (0.0) | |
| 601～650 | | | | | | | | | | | | | | | | | | 0 (0.0) | |
| 551～600 | | | | | | | | | | | | | | | | | | 0 (0.0) | |
| 501～550 | | | | | | | | | | | | | | | | | | 0 (0.0) | |
| 451～500 | | | | | | | | | | | | | | | | | | 0 (0.0) | |
| 401～450 | | | | | | | | | | | | | | | | | | 0 (0.0) | |
| 351～400 | | | | | | | | | | | | | | | | | | 0 (0.0) | |
| 301～350 | | | | | | | | | | | | | | | | | | 0 (0.0) | |
| 251～300 | | | | | | | | | | | | | | | | | | 0 (0.0) | |
| 201～250 | 1 (0.0) | 1 (0.0) | | | | | | | | | | | | | | | | 2 (0.1) | |
| 176～200 | 2 (0.1) | 7 (0.2) | | | | | | | | | | | | | | | | 9 (0.3) | |
| 151～175 | 1 (0.0) | 6 (0.2) | | | | | | | | | | | | | | | | 7 (0.2) | |
| 126～150 | 4 (0.1) | 11 (0.3) | | | | | | | | | | | | | | | | 15 (0.4) | |
| 101～125 | 2 (0.1) | 23 (0.6) | | | | | | | | | | | | | | | | 25 (0.7) | |
| 76～100 | 7 (0.2) | 29 (0.8) | 1 (0.0) | | | | | | | | | | | | | | | 37 (1.0) | |
| 51～75 | 36 (1.0) | 109 (3.1) | 2 (0.1) | | | | | | | | | | | | | | | 147 (4.1) | |
| 26～50 | 188 (5.3) | 469 (13.1) | 9 (0.3) | | | | | | | | | | 1 (0.0) | 1 (0.0) | | | 1 (0.0) | 669 (18.7) | |
| 合計 | 241 (6.7) | 655 (18.3) | 12 (0.3) | 0 (0.0) | 0 (0.0) | 0 (0.0) | 0 (0.0) | 0 (0.0) | 0 (0.0) | 0 (0.0) | 0 (0.0) | 0 (0.0) | 1 (0.0) | 1 (0.0) | 0 (0.0) | 0 (0.0) | 1 (0.0) | 911 (25.5) | |
| | | | | | | | | | | | | | | | | | | 波高が25cm以下の回数 | 2661 (74.5) |
| | | | | | | | | | | | | | | | | | | 合計 | 3572 (100.0) |



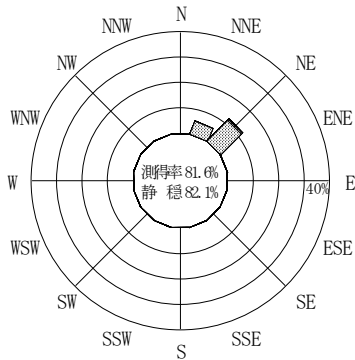
(f2 : 16.0~25.6秒)
2009年 1月~2009年12月



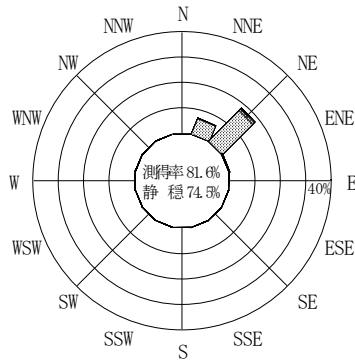
(f3 : 10.7~14.0秒)
2009年 1月~2009年12月



(全周期帯)
2009年 1月~2009年12月




(f4 : 8.0~9.8秒)
2009年 1月~2009年12月



(f5 : 5.6~7.5秒)
2009年 1月~2009年12月

伏木富山

波高(m)



付図-A.3.11 伏木富山 波高・波向別出現頻度図 (f2, f3, f4, f5, 全周期帯)