

付表-B.6.30(a) 苫小牧 f2周期帯領域における波高・波向階級別出現頻度統計 (連続観測)
 2008年 1月~2008年12月(年) 波向・波高階級別出現頻度表 (f2: 16.0~25.6秒) 観測地点: 苫小牧

| 波高 | 波向 | NNE | NE | ENE | E | ESE | SE | SSE | S | SSW | SW | WSW | W | WNW | NW | NNW | N | 合計 | |
|---------|----|------------|------------|------------|------------|------------|--------------|--------------|-------------|------------|------------|------------|------------|------------|------------|------------|------------|--------------|------------------|
| 801~ | | | | | | | | | | | | | | | | | | 0 (0.0) | |
| 751~800 | | | | | | | | | | | | | | | | | | 0 (0.0) | |
| 701~750 | | | | | | | | | | | | | | | | | | 0 (0.0) | |
| 651~700 | | | | | | | | | | | | | | | | | | 0 (0.0) | |
| 601~650 | | | | | | | | | | | | | | | | | | 0 (0.0) | |
| 551~600 | | | | | | | | | | | | | | | | | | 0 (0.0) | |
| 501~550 | | | | | | | | | | | | | | | | | | 0 (0.0) | |
| 451~500 | | | | | | | | | | | | | | | | | | 0 (0.0) | |
| 401~450 | | | | | | | | | | | | | | | | | | 0 (0.0) | |
| 351~400 | | | | | | | | | | | | | | | | | | 0 (0.0) | |
| 301~350 | | | | | | | | | | | | | | | | | | 0 (0.0) | |
| 251~300 | | | | | | | | | | | | | | | | | | 0 (0.0) | |
| 201~250 | | | | | | | | | | | | | | | | | | 0 (0.0) | |
| 176~200 | | | | | | | | | | | | | | | | | | 0 (0.0) | |
| 151~175 | | | | | | | | | | | | | | | | | | 0 (0.0) | |
| 126~150 | | | | | | | | 2 (0.0) | | | | | | | | | | 2 (0.0) | |
| 101~125 | | | | | | | | 15 (0.1) | | | | | | | | | | 15 (0.1) | |
| 76~100 | | | | | | | 2 (0.0) | 31 (0.1) | | | | | | | | | | 33 (0.2) | |
| 51~75 | | | | | | | 11 (0.1) | 53 (0.2) | | | | | | | | | | 64 (0.3) | |
| 26~50 | | | | | | | 96 (0.4) | 256 (1.2) | 17 (0.1) | | | | | | | | | 369 (1.7) | |
| 合計 | | 0 (0.0) | 0 (0.0) | 0 (0.0) | 0 (0.0) | 0 (0.0) | 109 (0.5) | 357 (1.7) | 17 (0.1) | 0 (0.0) | 0 (0.0) | 0 (0.0) | 0 (0.0) | 0 (0.0) | 0 (0.0) | 0 (0.0) | 0 (0.0) | 483 (2.2) | |
| (連続観測) | | | | | | | | | | | | | | | | | | 波高が25cm以下の回数 | 21005 (97.8) |
| | | | | | | | | | | | | | | | | | | 合計 | 21488 (100.0) |

付表-B.6.30(b) 苫小牧 f3周期帯領域における波高・波向階級別出現頻度統計 (連続観測)
 2008年 1月~2008年12月(年) 波向・波高階級別出現頻度表 (f3: 10.7~14.0秒) 観測地点: 苫小牧

| 波高 | 波向 | NNE | NE | ENE | E | ESE | SE | SSE | S | SSW | SW | WSW | W | WNW | NW | NNW | N | 合計 | |
|---------|----|------------|------------|------------|------------|-------------|----------------|----------------|--------------|------------|------------|------------|------------|------------|------------|------------|------------|----------------|------------------|
| 801~ | | | | | | | | | | | | | | | | | | 0 (0.0) | |
| 751~800 | | | | | | | | | | | | | | | | | | 0 (0.0) | |
| 701~750 | | | | | | | | | | | | | | | | | | 0 (0.0) | |
| 651~700 | | | | | | | | | | | | | | | | | | 0 (0.0) | |
| 601~650 | | | | | | | | | | | | | | | | | | 0 (0.0) | |
| 551~600 | | | | | | | | | | | | | | | | | | 0 (0.0) | |
| 501~550 | | | | | | | | | | | | | | | | | | 0 (0.0) | |
| 451~500 | | | | | | | | | | | | | | | | | | 0 (0.0) | |
| 401~450 | | | | | | | | | | | | | | | | | | 0 (0.0) | |
| 351~400 | | | | | | | | | | | | | | | | | | 0 (0.0) | |
| 301~350 | | | | | | | | 9 (0.0) | | | | | | | | | | 9 (0.0) | |
| 251~300 | | | | | | | 6 (0.0) | 29 (0.1) | | | | | | | | | | 35 (0.2) | |
| 201~250 | | | | | | | 20 (0.1) | 74 (0.3) | | | | | | | | | | 94 (0.4) | |
| 176~200 | | | | | | | 12 (0.1) | 47 (0.2) | | | | | | | | | | 59 (0.3) | |
| 151~175 | | | | | | | 19 (0.1) | 69 (0.3) | | | | | | | | | | 88 (0.4) | |
| 126~150 | | | | | | | 56 (0.3) | 91 (0.4) | | | | | | | | | | 147 (0.7) | |
| 101~125 | | | | | | | 127 (0.6) | 103 (0.5) | | | | | | | | | | 230 (1.1) | |
| 76~100 | | | | | | | 218 (1.0) | 200 (0.9) | 1 (0.0) | | | | | | | | | 419 (1.9) | |
| 51~75 | | | | | | | 1 (0.0) | 701 (3.3) | 533 (2.5) | | | | | | | | | 1235 (5.7) | |
| 26~50 | | | | 1 (0.0) | 5 (0.0) | 39 (0.2) | 2626 (12.2) | 2605 (12.1) | 56 (0.3) | 3 (0.0) | | 1 (0.0) | | | | | | 5336 (24.8) | |
| 合計 | | 0 (0.0) | 0 (0.0) | 1 (0.0) | 5 (0.0) | 40 (0.2) | 3785 (17.6) | 3760 (17.5) | 57 (0.3) | 3 (0.0) | 0 (0.0) | 1 (0.0) | 0 (0.0) | 0 (0.0) | 0 (0.0) | 0 (0.0) | 0 (0.0) | 7652 (35.6) | |
| (連続観測) | | | | | | | | | | | | | | | | | | 波高が25cm以下の回数 | 13836 (64.4) |
| | | | | | | | | | | | | | | | | | | 合計 | 21488 (100.0) |

付表-B. 6. 30(c) 苫小牧 f4周期帯領域における波高・波向階級別出現頻度統計 (連続観測)

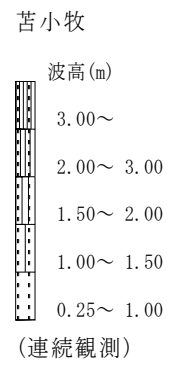
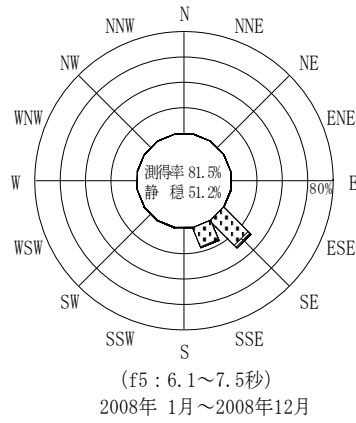
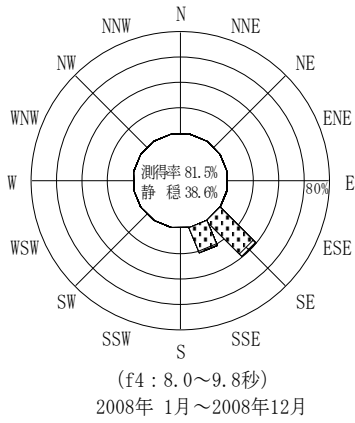
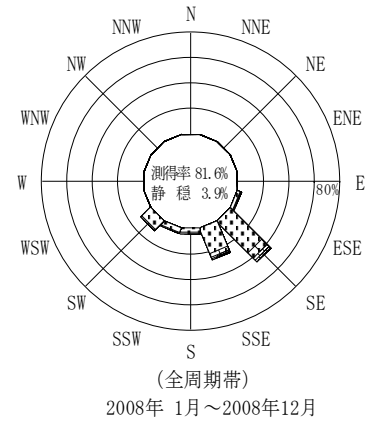
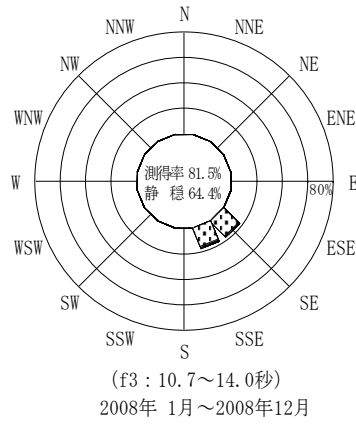
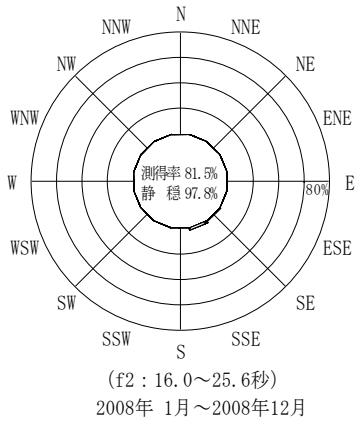
2008年 1月～2008年12月(年) 波向・波高階級別出現頻度表 (f4: 8.0～9.8秒) 観測地点: 苫小牧

| 波高 | 波向 | NNE | NE | ENE | E | ESE | SE | SSE | S | SSW | SW | WSW | W | WNW | NW | NNW | N | 合計 | |
|---------|----|------------|------------|------------|------------|-------------|----------------|----------------|-------------|------------|------------|------------|------------|------------|------------|------------|------------|-----------------|------------------|
| 801～ | | | | | | | | | | | | | | | | | | 0 (0.0) | |
| 751～800 | | | | | | | | | | | | | | | | | | 0 (0.0) | |
| 701～750 | | | | | | | | | | | | | | | | | | 0 (0.0) | |
| 651～700 | | | | | | | | | | | | | | | | | | 0 (0.0) | |
| 601～650 | | | | | | | | | | | | | | | | | | 0 (0.0) | |
| 551～600 | | | | | | | | | | | | | | | | | | 0 (0.0) | |
| 501～550 | | | | | | | | | | | | | | | | | | 0 (0.0) | |
| 451～500 | | | | | | | | | | | | | | | | | | 0 (0.0) | |
| 401～450 | | | | | | | | | | | | | | | | | | 0 (0.0) | |
| 351～400 | | | | | | | | | | | | | | | | | | 0 (0.0) | |
| 301～350 | | | | | | | | | | | | | | | | | | 0 (0.0) | |
| 251～300 | | | | | | | 1 (0.0) | | | | | | | | | | | 1 (0.0) | |
| 201～250 | | | | | | | 16 (0.1) | 3 (0.0) | | | | | | | | | | 19 (0.1) | |
| 176～200 | | | | | | | 22 (0.1) | 11 (0.1) | | | | | | | | | | 33 (0.2) | |
| 151～175 | | | | | | | 28 (0.1) | 36 (0.2) | | | | | | | | | | 64 (0.3) | |
| 126～150 | | | | | | | 105 (0.5) | 58 (0.3) | | | | | | | | | | 163 (0.8) | |
| 101～125 | | | | | | | 415 (1.9) | 197 (0.9) | | | | | | | | | | 612 (2.8) | |
| 76～100 | | | | | | | 756 (3.5) | 310 (1.4) | | | | | | | | | | 1066 (5.0) | |
| 51～75 | | | | | | 2 (0.0) | 1703 (7.9) | 886 (4.1) | | | | | | | | | | 2591 (12.1) | |
| 26～50 | | | | | 1 (0.0) | 44 (0.2) | 5489 (25.5) | 3094 (14.4) | 10 (0.0) | | | | | | | | | 8638 (40.2) | |
| 合計 | | 0 (0.0) | 0 (0.0) | 0 (0.0) | 1 (0.0) | 46 (0.2) | 8535 (39.7) | 4595 (21.4) | 10 (0.0) | 0 (0.0) | 0 (0.0) | 0 (0.0) | 0 (0.0) | 0 (0.0) | 0 (0.0) | 0 (0.0) | 0 (0.0) | 13187 (61.4) | |
| (連続観測) | | | | | | | | | | | | | | | | | | 波高が25cm以下の回数 | 8301 (38.6) |
| | | | | | | | | | | | | | | | | | | 合計 | 21488 (100.0) |

付表-B. 6. 30(d) 苫小牧 f5周期帯領域における波高・波向階級別出現頻度統計 (連続観測)

2008年 1月～2008年12月(年) 波向・波高階級別出現頻度表 (f5: 6.1～7.5秒) 観測地点: 苫小牧

| 波高 | 波向 | NNE | NE | ENE | E | ESE | SE | SSE | S | SSW | SW | WSW | W | WNW | NW | NNW | N | 合計 | |
|---------|----|------------|------------|------------|------------|-------------|----------------|----------------|--------------|-------------|-------------|------------|------------|------------|------------|------------|------------|-----------------|------------------|
| 801～ | | | | | | | | | | | | | | | | | | 0 (0.0) | |
| 751～800 | | | | | | | | | | | | | | | | | | 0 (0.0) | |
| 701～750 | | | | | | | | | | | | | | | | | | 0 (0.0) | |
| 651～700 | | | | | | | | | | | | | | | | | | 0 (0.0) | |
| 601～650 | | | | | | | | | | | | | | | | | | 0 (0.0) | |
| 551～600 | | | | | | | | | | | | | | | | | | 0 (0.0) | |
| 501～550 | | | | | | | | | | | | | | | | | | 0 (0.0) | |
| 451～500 | | | | | | | | | | | | | | | | | | 0 (0.0) | |
| 401～450 | | | | | | | | | | | | | | | | | | 0 (0.0) | |
| 351～400 | | | | | | | | | | | | | | | | | | 0 (0.0) | |
| 301～350 | | | | | | | | | | | | | | | | | | 0 (0.0) | |
| 251～300 | | | | | | | | | | | | | | | | | | 0 (0.0) | |
| 201～250 | | | | | | | 19 (0.1) | | | | | | | | | | | 19 (0.1) | |
| 176～200 | | | | | | | 84 (0.4) | 5 (0.0) | | | | | | | | | | 89 (0.4) | |
| 151～175 | | | | | | 2 (0.0) | 132 (0.6) | 28 (0.1) | | | | | | | | | | 162 (0.8) | |
| 126～150 | | | | | | 1 (0.0) | 222 (1.0) | 40 (0.2) | 5 (0.0) | | | | | | | | | 268 (1.2) | |
| 101～125 | | | | | | 5 (0.0) | 203 (0.9) | 108 (0.5) | 14 (0.1) | 1 (0.0) | | | | | | | | 331 (1.5) | |
| 76～100 | | | | | | 1 (0.0) | 509 (2.4) | 348 (1.6) | 15 (0.1) | 1 (0.0) | 1 (0.0) | | | | | | | 875 (4.1) | |
| 51～75 | | | | | | 1 (0.0) | 1443 (6.7) | 777 (3.6) | 6 (0.0) | 1 (0.0) | 1 (0.0) | | | | | | | 2229 (10.4) | |
| 26～50 | | | | | 2 (0.0) | 42 (0.2) | 3895 (18.1) | 2362 (11.0) | 66 (0.3) | 76 (0.4) | 70 (0.3) | | | | | | | 6513 (30.3) | |
| 合計 | | 0 (0.0) | 0 (0.0) | 0 (0.0) | 2 (0.0) | 52 (0.2) | 6507 (30.3) | 3668 (17.1) | 106 (0.5) | 79 (0.4) | 72 (0.3) | 0 (0.0) | 0 (0.0) | 0 (0.0) | 0 (0.0) | 0 (0.0) | 0 (0.0) | 10486 (48.8) | |
| (連続観測) | | | | | | | | | | | | | | | | | | 波高が25cm以下の回数 | 11002 (51.2) |
| | | | | | | | | | | | | | | | | | | 合計 | 21488 (100.0) |



付図-B. 3.30 苫小牧 波高・波向別出現頻度図(連続観測, f2, f3, f4, f5, 全周期帯)