

付表-A.6.9(a) 直江津 f2周期帯領域における波高・波向階級別出現頻度統計

2008年 1月～2008年12月(年) 波向・波高階級別出現頻度表 (f2: 16.0～25.6秒) 観測地点: 直江津

| 波高 | 波向 | NNE | NE | ENE | E | ESE | SE | SSE | S | SSW | SW | WSW | W | WNW | NW | NNW | N | 合計 |
|--------------|----|------------|------------|------------|------------|------------|------------|------------|------------|------------|------------|------------|------------|------------|-------------|-------------|------------|-----------------|
| 801～ | | | | | | | | | | | | | | | | | | 0 (0.0) |
| 751～800 | | | | | | | | | | | | | | | | | | 0 (0.0) |
| 701～750 | | | | | | | | | | | | | | | | | | 0 (0.0) |
| 651～700 | | | | | | | | | | | | | | | | | | 0 (0.0) |
| 601～650 | | | | | | | | | | | | | | | | | | 0 (0.0) |
| 551～600 | | | | | | | | | | | | | | | | | | 0 (0.0) |
| 501～550 | | | | | | | | | | | | | | | | | | 0 (0.0) |
| 451～500 | | | | | | | | | | | | | | | | | | 0 (0.0) |
| 401～450 | | | | | | | | | | | | | | | | | | 0 (0.0) |
| 351～400 | | | | | | | | | | | | | | | | | | 0 (0.0) |
| 301～350 | | | | | | | | | | | | | | | | | | 0 (0.0) |
| 251～300 | | | | | | | | | | | | | | | | 1 (0.0) | | 1 (0.0) |
| 201～250 | | | | | | | | | | | | | | | | 2 (0.0) | | 2 (0.0) |
| 176～200 | | | | | | | | | | | | | | | | 3 (0.1) | | 3 (0.1) |
| 151～175 | | | | | | | | | | | | | | | | 2 (0.0) | | 2 (0.0) |
| 126～150 | | | | | | | | | | | | | | | | | | 0 (0.0) |
| 101～125 | | | | | | | | | | | | | | | 2 (0.0) | 1 (0.0) | 1 (0.0) | 4 (0.1) |
| 76～100 | | | | | | | | | | | | | | | 3 (0.1) | 5 (0.1) | | 8 (0.2) |
| 51～75 | | | | | | | | | | | | | | | 5 (0.1) | 2 (0.0) | | 7 (0.2) |
| 26～50 | | | | | | | | | | | | | | 1 (0.0) | 6 (0.1) | 38 (0.9) | 7 (0.2) | 52 (1.3) |
| 合計 | | 0 (0.0) | 0 (0.0) | 0 (0.0) | 0 (0.0) | 0 (0.0) | 0 (0.0) | 0 (0.0) | 0 (0.0) | 0 (0.0) | 0 (0.0) | 0 (0.0) | 0 (0.0) | 1 (0.0) | 16 (0.4) | 54 (1.3) | 8 (0.2) | 79 (1.9) |
| 波高が25cm以下の回数 | | | | | | | | | | | | | | | | | | 4068 (98.1) |
| 合計 | | | | | | | | | | | | | | | | | | 4147 (100.0) |

付表-A.6.9(b) 直江津 f3周期帯領域における波高・波向階級別出現頻度統計

2008年 1月～2008年12月(年) 波向・波高階級別出現頻度表 (f3: 10.7～14.0秒) 観測地点: 直江津

| 波高 | 波向 | NNE | NE | ENE | E | ESE | SE | SSE | S | SSW | SW | WSW | W | WNW | NW | NNW | N | 合計 |
|--------------|----|------------|------------|------------|------------|------------|------------|------------|------------|------------|------------|------------|------------|------------|--------------|--------------|-------------|-----------------|
| 801～ | | | | | | | | | | | | | | | | | | 0 (0.0) |
| 751～800 | | | | | | | | | | | | | | | | | | 0 (0.0) |
| 701～750 | | | | | | | | | | | | | | | | | | 0 (0.0) |
| 651～700 | | | | | | | | | | | | | | | | | | 0 (0.0) |
| 601～650 | | | | | | | | | | | | | | | | | | 0 (0.0) |
| 551～600 | | | | | | | | | | | | | | | | | | 0 (0.0) |
| 501～550 | | | | | | | | | | | | | | | | | | 0 (0.0) |
| 451～500 | | | | | | | | | | | | | | | | | | 0 (0.0) |
| 401～450 | | | | | | | | | | | | | | | | 4 (0.1) | 1 (0.0) | 5 (0.1) |
| 351～400 | | | | | | | | | | | | | | | | 6 (0.1) | 4 (0.1) | 10 (0.2) |
| 301～350 | | | | | | | | | | | | | | | | 3 (0.1) | 8 (0.2) | 11 (0.3) |
| 251～300 | | | | | | | | | | | | | | | | 5 (0.1) | 8 (0.2) | 13 (0.3) |
| 201～250 | | | | | | | | | | | | | | | | 10 (0.2) | 31 (0.7) | 43 (1.0) |
| 176～200 | | | | | | | | | | | | | | | | 1 (0.0) | 8 (0.2) | 22 (0.5) |
| 151～175 | | | | | | | | | | | | | | | | 19 (0.5) | 14 (0.3) | 33 (0.8) |
| 126～150 | | | | | | | | | | | | | | | | 15 (0.4) | 14 (0.3) | 30 (0.7) |
| 101～125 | | | | | | | | | | | | | | | | 30 (0.7) | 25 (0.6) | 58 (1.4) |
| 76～100 | | | | | | | | | | | | | | | | 39 (0.9) | 42 (1.0) | 85 (2.0) |
| 51～75 | | | | | | | | | | | | | | | | 39 (0.9) | 51 (1.2) | 102 (2.5) |
| 26～50 | | | | | | | | | | | | | | | | 2 (0.0) | 68 (1.6) | 173 (4.2) |
| 合計 | | 0 (0.0) | 0 (0.0) | 0 (0.0) | 0 (0.0) | 0 (0.0) | 0 (0.0) | 0 (0.0) | 0 (0.0) | 0 (0.0) | 0 (0.0) | 0 (0.0) | 0 (0.0) | 4 (0.1) | 246 (5.9) | 302 (7.3) | 33 (0.8) | 585 (14.1) |
| 波高が25cm以下の回数 | | | | | | | | | | | | | | | | | | 3562 (85.9) |
| 合計 | | | | | | | | | | | | | | | | | | 4147 (100.0) |

付表-A.6.9(c) 直江津 f4周期帯領域における波高・波向階級別出現頻度統計

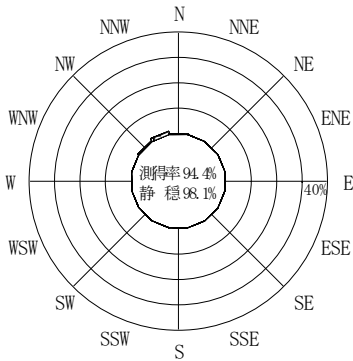
2008年 1月～2008年12月(年) 波向・波高階級別出現頻度表 (f4: 8.0～9.8秒) 観測地点: 直江津

| 波高 | 波向 | NNE | NE | ENE | E | ESE | SE | SSE | S | SSW | SW | WSW | W | WNW | NW | NNW | N | 合計 | |
|--------------|----|-------------|------------|------------|------------|------------|------------|------------|------------|------------|------------|------------|------------|-------------|---------------|---------------|--------------|-----------------|---------------|
| 801～ | | | | | | | | | | | | | | | | | | 0 (0.0) | |
| 751～800 | | | | | | | | | | | | | | | | | | 0 (0.0) | |
| 701～750 | | | | | | | | | | | | | | | | | | 0 (0.0) | |
| 651～700 | | | | | | | | | | | | | | | | | | 0 (0.0) | |
| 601～650 | | | | | | | | | | | | | | | | | | 0 (0.0) | |
| 551～600 | | | | | | | | | | | | | | | | | | 0 (0.0) | |
| 501～550 | | | | | | | | | | | | | | | | | | 0 (0.0) | |
| 451～500 | | | | | | | | | | | | | | | | | | 0 (0.0) | |
| 401～450 | | | | | | | | | | | | | | | | | | 0 (0.0) | |
| 351～400 | | | | | | | | | | | | | | | | | | 0 (0.0) | |
| 301～350 | | | | | | | | | | | | | | | 5 (0.1) | 1 (0.0) | | 6 (0.1) | |
| 251～300 | | | | | | | | | | | | | | 1 (0.0) | 17 (0.4) | 13 (0.3) | | 31 (0.7) | |
| 201～250 | | | | | | | | | | | | | | | 57 (1.4) | 32 (0.8) | 3 (0.1) | 92 (2.2) | |
| 176～200 | | | | | | | | | | | | | | | 2 (0.0) | 36 (0.9) | 23 (0.6) | 2 (0.0) | 63 (1.5) |
| 151～175 | | | | | | | | | | | | | 1 (0.0) | 5 (0.1) | 49 (1.2) | 49 (1.2) | 1 (0.0) | 105 (2.5) | |
| 126～150 | | | | | | | | | | | | | | | 51 (1.2) | 52 (1.3) | 4 (0.1) | 107 (2.6) | |
| 101～125 | | | | | | | | | | | | | | | 2 (0.0) | 53 (1.3) | 60 (1.4) | 4 (0.1) | 119 (2.9) |
| 76～100 | | 2 (0.0) | | | | | | | | | | | | | 96 (2.3) | 97 (2.3) | 7 (0.2) | 204 (4.9) | |
| 51～75 | | 4 (0.1) | | | | | | | | | | | | | 122 (2.9) | 103 (2.5) | 27 (0.7) | 263 (6.3) | |
| 26～50 | | 10 (0.2) | 1 (0.0) | | 0 (0.0) | 0 (0.0) | 0 (0.0) | 0 (0.0) | 0 (0.0) | 0 (0.0) | 0 (0.0) | 0 (0.0) | 0 (0.0) | 0 (0.0) | 23 (0.6) | 170 (4.1) | 173 (4.2) | 72 (1.7) | 449 (10.8) |
| 合計 | | 16 (0.4) | 1 (0.0) | 0 (0.0) | 0 (0.0) | 0 (0.0) | 0 (0.0) | 0 (0.0) | 0 (0.0) | 0 (0.0) | 0 (0.0) | 0 (0.0) | 1 (0.0) | 42 (1.0) | 656 (15.8) | 603 (14.5) | 120 (2.9) | 1439 (34.7) | |
| 波高が25cm以下の回数 | | | | | | | | | | | | | | | | | | 2708 (65.3) | |
| 合計 | | | | | | | | | | | | | | | | | | 4147 (100.0) | |

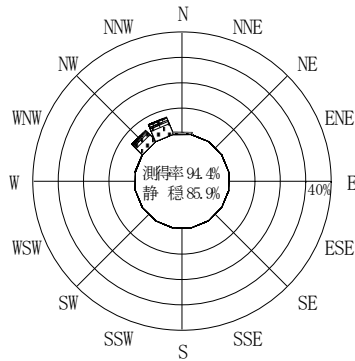
付表-A.6.9(d) 直江津 f5周期帯領域における波高・波向階級別出現頻度統計

2008年 1月～2008年12月(年) 波向・波高階級別出現頻度表 (f5: 4.4～7.5秒) 観測地点: 直江津

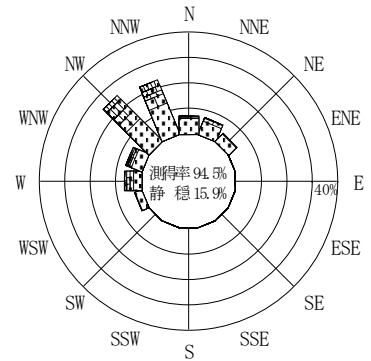
| 波高 | 波向 | NNE | NE | ENE | E | ESE | SE | SSE | S | SSW | SW | WSW | W | WNW | NW | NNW | N | 合計 |
|--------------|----|--------------|-------------|------------|------------|------------|------------|------------|------------|------------|-------------|-------------|--------------|--------------|---------------|---------------|---------------|-----------------|
| 801～ | | | | | | | | | | | | | | | | | | 0 (0.0) |
| 751～800 | | | | | | | | | | | | | | | | | | 0 (0.0) |
| 701～750 | | | | | | | | | | | | | | | | | | 0 (0.0) |
| 651～700 | | | | | | | | | | | | | | | | | | 0 (0.0) |
| 601～650 | | | | | | | | | | | | | | | | | | 0 (0.0) |
| 551～600 | | | | | | | | | | | | | | | | | | 0 (0.0) |
| 501～550 | | | | | | | | | | | | | | | | | | 0 (0.0) |
| 451～500 | | | | | | | | | | | | | | | | | | 0 (0.0) |
| 401～450 | | | | | | | | | | | | | | | | | | 0 (0.0) |
| 351～400 | | | | | | | | | | | | | | | | | | 0 (0.0) |
| 301～350 | | | | | | | | | | | | | 1 (0.0) | 2 (0.0) | | | | 3 (0.1) |
| 251～300 | | | | | | | | | | | | 5 (0.1) | 5 (0.1) | 11 (0.3) | 30 (0.7) | 2 (0.0) | | 53 (1.3) |
| 201～250 | | | | | | | | | | | 1 (0.0) | 9 (0.2) | 22 (0.5) | 23 (0.6) | 109 (2.6) | 10 (0.2) | | 174 (4.2) |
| 176～200 | | | | | | | | | | | | 12 (0.3) | 19 (0.5) | 15 (0.4) | 56 (1.4) | 13 (0.3) | 8 (0.2) | 123 (3.0) |
| 151～175 | | 2 (0.0) | | | | | | | | | | 12 (0.3) | 15 (0.4) | 23 (0.6) | 46 (1.1) | 27 (0.7) | 7 (0.2) | 132 (3.2) |
| 126～150 | | 3 (0.1) | | | | | | | | | 3 (0.1) | 17 (0.4) | 19 (0.5) | 28 (0.7) | 57 (1.4) | 41 (1.0) | 24 (0.6) | 192 (4.6) |
| 101～125 | | 21 (0.5) | | | | | | | | | | 15 (0.4) | 22 (0.5) | 21 (0.5) | 59 (1.4) | 86 (2.1) | 25 (0.6) | 251 (6.1) |
| 76～100 | | 23 (0.6) | | | | | | | | | | 3 (0.1) | 13 (0.3) | 18 (0.4) | 41 (1.0) | 107 (2.6) | 61 (1.5) | 481 (11.6) |
| 51～75 | | 42 (1.0) | | | | | | | | | | 8 (0.2) | 12 (0.3) | 27 (0.7) | 190 (4.6) | 259 (6.2) | 124 (3.0) | 662 (16.0) |
| 26～50 | | 87 (2.1) | 17 (0.4) | 1 (0.0) | 0 (0.0) | 0 (0.0) | 0 (0.0) | 0 (0.0) | 0 (0.0) | 1 (0.0) | 2 (0.0) | 6 (0.1) | 9 (0.2) | 27 (0.7) | 189 (4.6) | 243 (5.9) | 243 (5.9) | 825 (19.9) |
| 合計 | | 178 (4.3) | 17 (0.4) | 1 (0.0) | 0 (0.0) | 0 (0.0) | 0 (0.0) | 0 (0.0) | 0 (0.0) | 1 (0.0) | 11 (0.3) | 97 (2.3) | 142 (3.4) | 218 (5.3) | 843 (20.3) | 896 (21.6) | 492 (11.9) | 2896 (69.8) |
| 波高が25cm以下の回数 | | | | | | | | | | | | | | | | | | 1251 (30.2) |
| 合計 | | | | | | | | | | | | | | | | | | 4147 (100.0) |



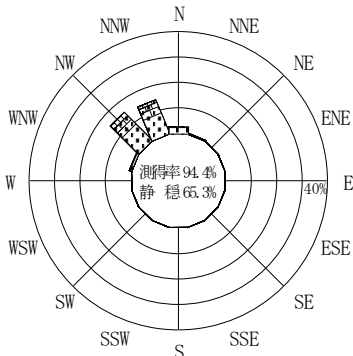
(f2 : 16.0~25.6秒)
2008年 1月~2008年12月



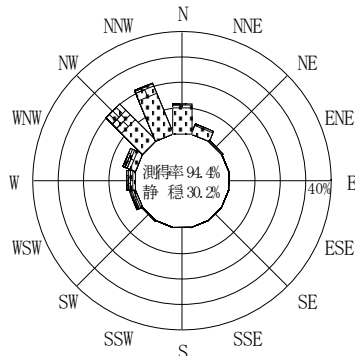
(f3 : 10.7~14.0秒)
2008年 1月~2008年12月



(全周期帯)
2008年 1月~2008年12月



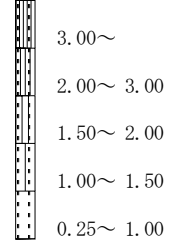
(f4 : 8.0~9.8秒)
2008年 1月~2008年12月



(f5 : 4.4~7.5秒)
2008年 1月~2008年12月

直江津

波高(m)



付図-A.3.9 直江津 波高・波向別出現頻度図 (f2, f3, f4, f5, 全周期帯)