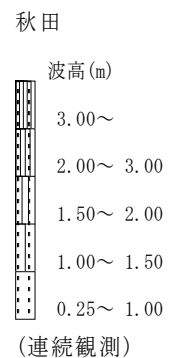
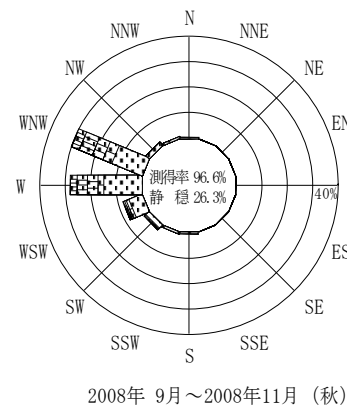
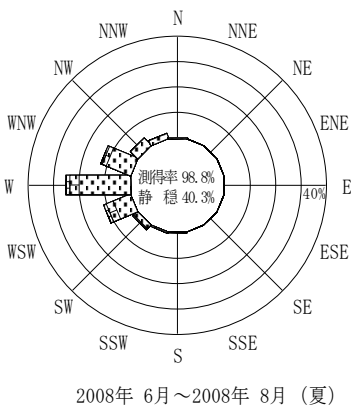
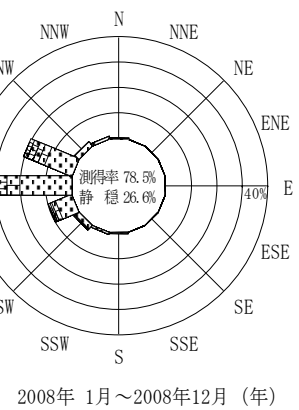
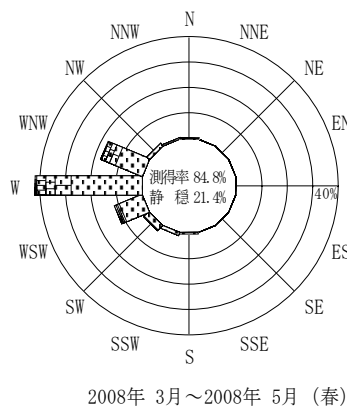
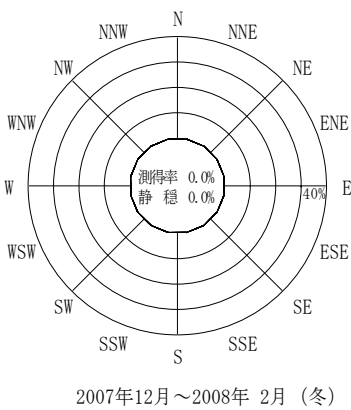


付表-B.4.6 秋田 波高・波向別出現頻度統計（連続観測，2008年1月～2008年12月）
 2008年1月～2008年12月（年） 波高・波向階級別出現頻度表（有義波） 観測地点：秋田

| 波高 | 波向 | NNE | NE | ENE | E | ESE | SE | SSE | S | SSW | SW | WSW | W | WNW | NW | NNW | N | 合計 | |
|---------|----|------------|------------|------------|------------|------------|------------|------------|-------------|--------------|--------------|----------------|----------------|----------------|--------------|--------------|-------------|-----------------|------------------|
| 801～ | | | | | | | | | | | | | | | | | | 0 (0.0) | |
| 751～800 | | | | | | | | | | | | | | | | | | 0 (0.0) | |
| 701～750 | | | | | | | | | | | | | | | | | | 0 (0.0) | |
| 651～700 | | | | | | | | | | | | | | | | | | 0 (0.0) | |
| 601～650 | | | | | | | | | | | | 1 (0.0) | 4 (0.0) | 2 (0.0) | | | | 7 (0.0) | |
| 551～600 | | | | | | | | | | | | | 16 (0.1) | 7 (0.0) | | | | 23 (0.1) | |
| 501～550 | | | | | | | | | | | | | 29 (0.1) | 12 (0.1) | | | | 41 (0.2) | |
| 451～500 | | | | | | | | | | | | 2 (0.0) | 49 (0.2) | 25 (0.1) | | | | 76 (0.4) | |
| 401～450 | | | | | | | | | | | | 2 (0.0) | 86 (0.4) | 37 (0.2) | | | | 125 (0.6) | |
| 351～400 | | | | | | | | | | | | 7 (0.0) | 159 (0.8) | 88 (0.4) | | | | 254 (1.2) | |
| 301～350 | | | | | | | | | | | | 18 (0.1) | 232 (1.1) | 152 (0.7) | 1 (0.0) | | | 403 (1.9) | |
| 251～300 | | | | | | | | | | | 3 (0.0) | 44 (0.2) | 288 (1.4) | 199 (1.0) | | | | 534 (2.6) | |
| 201～250 | | | | | | | | | | | 8 (0.0) | 90 (0.4) | 414 (2.0) | 291 (1.4) | | | | 803 (3.9) | |
| 176～200 | | | | | | | | | 1 (0.0) | 19 (0.1) | 47 (0.2) | 360 (1.7) | 183 (0.9) | | | | | 610 (2.9) | |
| 151～175 | | | | | | | | | | | 31 (0.1) | 105 (0.5) | 397 (1.9) | 264 (1.3) | 2 (0.0) | | | 799 (3.9) | |
| 126～150 | | | | | | | | | | 2 (0.0) | 41 (0.2) | 130 (0.6) | 471 (2.3) | 282 (1.4) | 1 (0.0) | | | 927 (4.5) | |
| 101～125 | | | | | | | | | | 3 (0.0) | 23 (0.1) | 202 (1.0) | 580 (2.8) | 302 (1.5) | 11 (0.1) | 4 (0.0) | | 1125 (5.4) | |
| 76～100 | | | | | | | | | 9 (0.0) | 15 (0.1) | 27 (0.1) | 169 (0.8) | 689 (3.3) | 468 (2.3) | 12 (0.1) | 3 (0.0) | 1 (0.0) | 1393 (6.7) | |
| 51～75 | | | | | | | | | 14 (0.1) | 33 (0.2) | 91 (0.4) | 334 (1.6) | 1232 (6.0) | 760 (3.7) | 50 (0.2) | 19 (0.1) | 8 (0.0) | 2541 (12.3) | |
| 26～50 | | | | | | | | | 66 (0.3) | 106 (0.5) | 268 (1.3) | 924 (4.5) | 2329 (11.3) | 1188 (5.7) | 379 (1.8) | 193 (0.9) | 65 (0.3) | 5518 (26.7) | |
| 合計 | | 0 (0.0) | 0 (0.0) | 0 (0.0) | 0 (0.0) | 0 (0.0) | 0 (0.0) | 0 (0.0) | 89 (0.4) | 160 (0.8) | 511 (2.5) | 2075 (10.0) | 7335 (35.5) | 4260 (20.6) | 456 (2.2) | 219 (1.1) | 74 (0.4) | 15179 (73.4) | |
| (連続観測) | | | | | | | | | | | | | | | | | | 有義波が25cm以下の回数 | 5502 (26.6) |
| | | | | | | | | | | | | | | | | | | 合計 | 20681 (100.0) |



付図-B.2.6 秋田 波高・波向別出現頻度図（連続観測）