

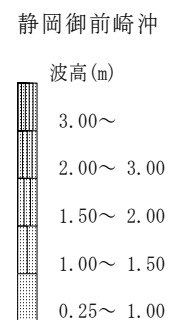
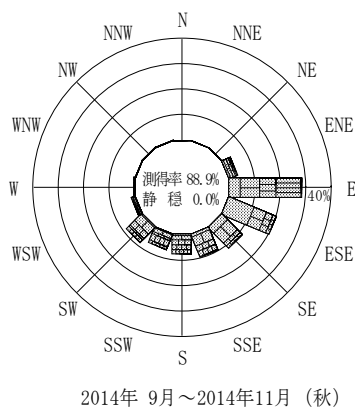
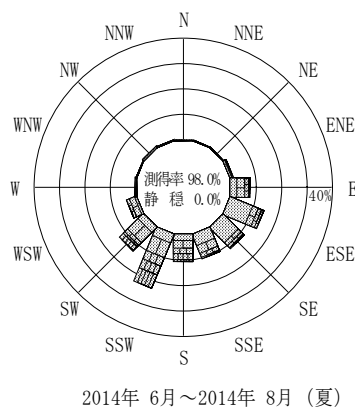
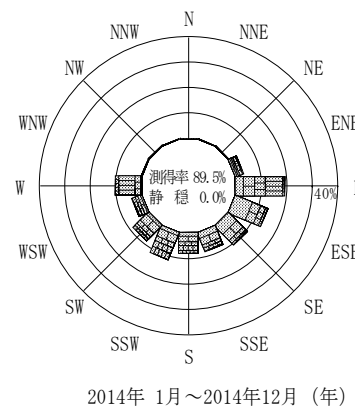
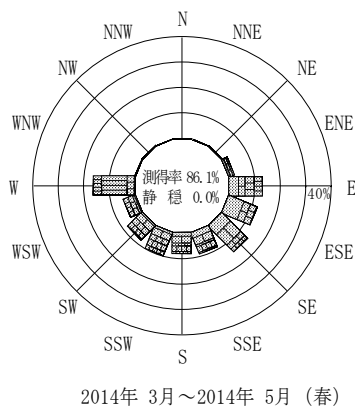
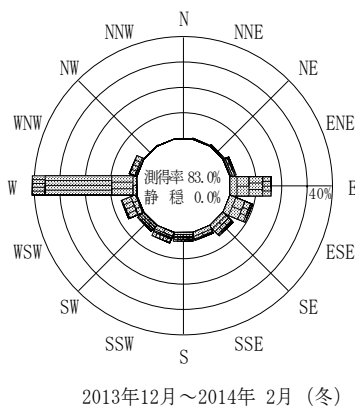
付表-A.4.71 静岡御前崎沖 波高・波向別出現頻度統計 (2014年1月~2014年12月)

2014年 1月~2014年12月(年)

波高・波向階級別出現頻度表 (有義波)

観測地点: 静岡御前崎沖

波高	波向	NNE	NE	ENE	E	ESE	SE	SSE	S	SSW	SW	WSW	W	WNW	NW	NNW	N	合計	
801~																		0 (0.0)	
751~800										1 (0.0)								1 (0.0)	
701~750																		0 (0.0)	
651~700																		0 (0.0)	
601~650										1 (0.0)	1 (0.0)							2 (0.1)	
551~600									1 (0.0)		4 (0.1)							5 (0.1)	
501~550				3 (0.1)					4 (0.1)	7 (0.2)								14 (0.4)	
451~500				1 (0.0)	1 (0.0)			3 (0.1)	4 (0.1)	7 (0.2)	5 (0.1)	3 (0.1)	3 (0.1)					27 (0.7)	
401~450	3 (0.1)	1 (0.0)	4 (0.1)					1 (0.0)	5 (0.1)	11 (0.3)	8 (0.2)	3 (0.1)	9 (0.2)					45 (1.1)	
351~400			5 (0.1)	4 (0.1)	1 (0.0)	2 (0.1)	2 (0.1)	16 (0.4)	46 (1.2)	8 (0.2)	11 (0.3)							96 (2.5)	
301~350			5 (0.1)	22 (0.6)	2 (0.1)	8 (0.2)	4 (0.1)	18 (0.5)	33 (0.8)	12 (0.3)	2 (0.1)	26 (0.7)				1 (0.0)		133 (3.4)	
251~300		2 (0.1)	15 (0.4)	98 (2.5)	10 (0.3)	17 (0.4)	16 (0.4)	34 (0.9)	43 (1.1)	17 (0.4)	12 (0.3)	91 (2.3)	1 (0.0)					356 (9.1)	
201~250		1 (0.0)	30 (0.8)	170 (4.3)	23 (0.6)	12 (0.3)	33 (0.8)	42 (1.1)	52 (1.3)	25 (0.6)	34 (0.9)	161 (4.1)	5 (0.1)	1 (0.0)				589 (15.0)	
176~200			11 (0.3)	70 (1.8)	40 (1.0)	19 (0.5)	23 (0.6)	22 (0.6)	37 (0.9)	21 (0.5)	20 (0.5)	47 (1.2)						310 (7.9)	
151~175		1 (0.0)	14 (0.4)	97 (2.5)	43 (1.1)	39 (1.0)	29 (0.7)	35 (0.9)	40 (1.0)	53 (1.3)	24 (0.6)	39 (1.0)						411 (10.5)	
126~150		2 (0.1)	10 (0.3)	72 (1.8)	61 (1.6)	53 (1.4)	46 (1.2)	37 (0.9)	56 (1.4)	60 (1.5)	22 (0.6)	10 (0.3)	1 (0.0)					430 (11.0)	
101~125	2 (0.1)	2 (0.1)	11 (0.3)	98 (2.5)	73 (1.9)	83 (2.1)	63 (1.6)	48 (1.2)	66 (1.7)	73 (1.9)	20 (0.5)	7 (0.2)	1 (0.0)				1 (0.0)	548 (14.0)	
76~100	1 (0.0)		14 (0.4)	60 (1.5)	163 (4.2)	116 (3.0)	51 (1.3)	39 (1.0)	36 (0.9)	31 (0.8)	16 (0.4)	4 (0.1)	2 (0.1)	3 (0.1)	1 (0.0)			537 (13.7)	
51~75	1 (0.0)	1 (0.0)	13 (0.3)	62 (1.6)	120 (3.1)	64 (1.6)	46 (1.2)	20 (0.5)	23 (0.6)	16 (0.4)	9 (0.2)	1 (0.1)	2 (0.1)	7 (0.2)	4 (0.1)	2 (0.1)		391 (10.0)	
26~50				7 (0.2)	9 (0.2)	5 (0.1)		1 (0.0)		1 (0.0)								23 (0.6)	
合計		7 (0.2)	10 (0.3)	136 (3.5)	761 (19.4)	545 (13.9)	418 (10.7)	317 (8.1)	322 (8.2)	456 (11.6)	339 (8.7)	166 (4.2)	409 (10.4)	12 (0.3)	11 (0.3)	5 (0.1)	4 (0.1)	3918 (100.0)	
																		有義波が25cm以下の回数	0 (0.0)
																		合計	3918 (100.0)



付図-A.2.71 静岡御前崎沖 波高・波向別出現頻度図