

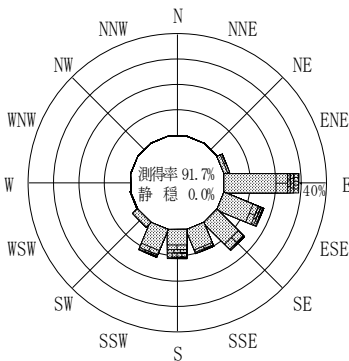
付表-A.4.73 三重尾鷲沖 波高・波向別出現頻度統計 (2014年1月~2014年12月)

2014年 1月~2014年12月(年)

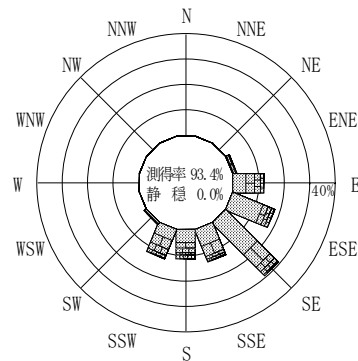
波高・波向階級別出現頻度表 (有義波)

観測地点：三重尾鷲沖

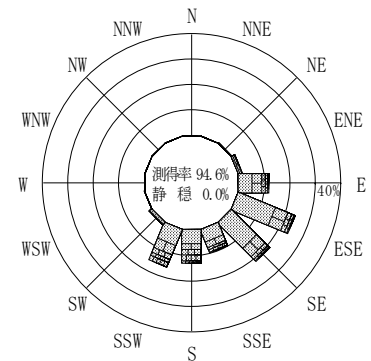
波高	波向	NNE	NE	ENE	E	ESE	SE	SSE	S	SSW	SW	WSW	W	WNW	NW	NNW	N	合計	
801 ~									(1 (0.0)									(1 (0.0)	
751 ~ 800																		0 (0.0)	
701 ~ 750									(1 (0.0)	(1 (0.0)								2 (0.0)	
651 ~ 700										(4 (0.1)								4 (0.1)	
601 ~ 650									(1 (0.0)	(5 (0.1)								6 (0.1)	
551 ~ 600									(1 (0.0)									1 (0.0)	
501 ~ 550					(3 (0.1)				(1 (0.0)	(5 (0.1)								9 (0.2)	
451 ~ 500					(2 (0.0)	(1 (0.0)	(1 (0.0)		(5 (0.1)	(6 (0.1)								15 (0.4)	
401 ~ 450					(6 (0.1)	(4 (0.1)	(5 (0.1)	(1 (0.0)	(4 (0.1)	(10 (0.2)								30 (0.7)	
351 ~ 400					(3 (0.1)	(5 (0.1)	(4 (0.1)	(3 (0.1)	(15 (0.4)	(18 (0.4)								48 (1.2)	
301 ~ 350					(6 (0.1)	(7 (0.2)	(4 (0.1)	(6 (0.1)	(11 (0.3)	(29 (0.7)								63 (1.5)	
251 ~ 300			(1 (0.0)		(15 (0.4)	(13 (0.3)	(14 (0.3)	(18 (0.4)	(46 (1.1)	(25 (0.6)	(1 (0.0)							133 (3.2)	
201 ~ 250			(4 (0.1)		(22 (0.5)	(28 (0.7)	(21 (0.5)	(26 (0.6)	(47 (1.1)	(32 (0.8)								180 (4.3)	
176 ~ 200			(1 (0.0)		(21 (0.5)	(19 (0.5)	(28 (0.7)	(25 (0.6)	(40 (1.0)	(23 (0.6)	(1 (0.0)							158 (3.8)	
151 ~ 175		(1 (0.0)	(2 (0.0)		(34 (0.8)	(49 (1.2)	(34 (0.8)	(14 (0.3)	(50 (1.2)	(57 (1.4)								241 (5.8)	
126 ~ 150		(1 (0.0)	(8 (0.2)		(71 (1.7)	(81 (2.0)	(72 (1.7)	(42 (1.0)	(42 (1.0)	(76 (1.8)	(3 (0.1)							396 (9.6)	
101 ~ 125			(22 (0.5)		(88 (2.1)	(137 (3.3)	(113 (2.7)	(51 (1.2)	(53 (1.3)	(87 (2.1)	(7 (0.2)							558 (13.5)	
76 ~ 100		(3 (0.1)	(7 (0.2)		(77 (1.9)	(254 (6.1)	(207 (5.0)	(88 (2.1)	(84 (2.0)	(130 (3.1)	(9 (0.2)							859 (20.7)	
51 ~ 75		(2 (0.0)	(14 (0.3)		(106 (2.6)	(322 (7.8)	(285 (6.9)	(94 (2.3)	(102 (2.5)	(121 (2.9)	(17 (0.4)	(2 (0.0)						1065 (25.7)	
26 ~ 50		(3 (0.1)	(4 (0.1)		(44 (1.1)	(84 (2.0)	(100 (2.4)	(41 (1.0)	(46 (1.1)	(35 (0.8)	(17 (0.4)							374 (9.0)	
合計		(0 (0.0)	(10 (0.2)	(63 (1.5)	(498 (12.0)	(1004 (24.2)	(888 (21.4)	(409 (9.9)	(550 (13.3)	(664 (16.0)	(55 (1.3)	(2 (0.0)	(0 (0.0)	(0 (0.0)	(0 (0.0)	(0 (0.0)	(0 (0.0)	4143 (100.0)	
																		有義波が25cm以下の回数	0 (0.0)
																		合計	4143 (100.0)



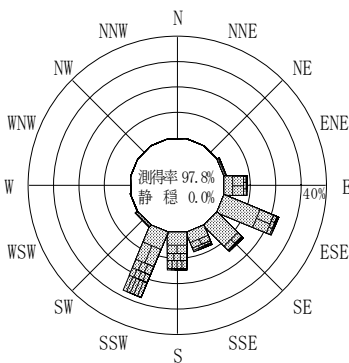
2013年12月~2014年 2月 (冬)



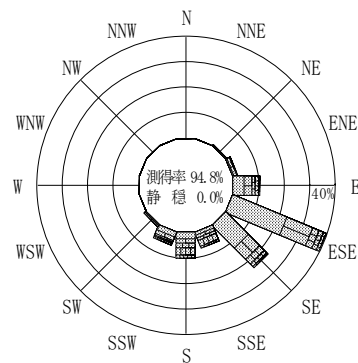
2014年 3月~2014年 5月 (春)



2014年 1月~2014年12月 (年)



2014年 6月~2014年 8月 (夏)



2014年 9月~2014年11月 (秋)

三重尾鷲沖

波高(m)



付図-A.2.73 三重尾鷲沖 波高・波向別出現頻度図