

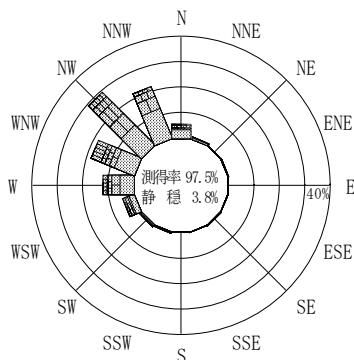
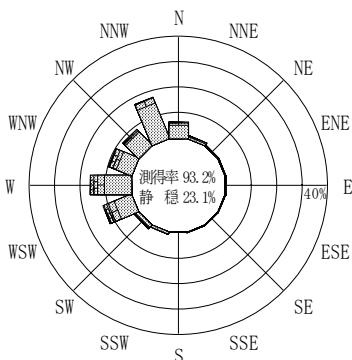
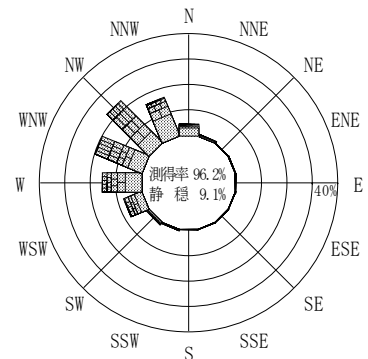
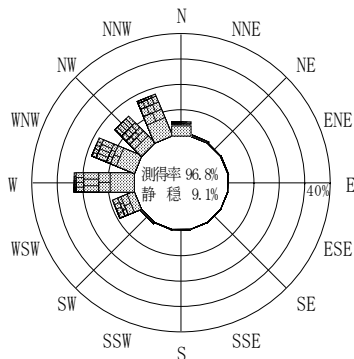
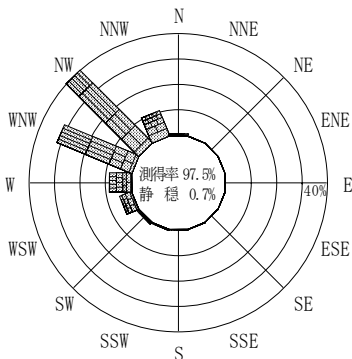
付表-A.4.63 山形県沖 波高・波向別出現頻度統計 (2014年1月~2014年12月)

2014年1月~2014年12月(年)

波高・波向階級別出現頻度表 (有義波)

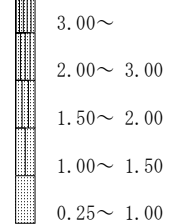
観測地点: 山形県沖

波高	波向	NNE	NE	ENE	E	ESE	SE	SSE	S	SSW	SW	WSW	W	WNW	NW	NNW	N	合計		
801~																		3 (0.1)	3 (0.1)	
751~800													2 (0.0)	3 (0.1)				5 (0.1)		
701~750													1 (0.0)	9 (0.2)	2 (0.0)			12 (0.3)		
651~700													4 (0.1)	5 (0.1)				9 (0.2)		
601~650												1 (0.0)	5 (0.1)	6 (0.1)	1 (0.0)			13 (0.3)		
551~600													7 (0.2)	10 (0.2)	1 (0.0)			18 (0.4)		
501~550													11 (0.3)	11 (0.3)	3 (0.1)			25 (0.6)		
451~500													10 (0.2)	19 (0.5)	16 (0.4)			45 (1.1)		
401~450											1 (0.0)		8 (0.2)	41 (1.0)	22 (0.5)			72 (1.7)		
351~400												1 (0.0)	4 (0.1)	14 (0.3)	28 (0.7)	2 (0.0)		103 (2.4)		
301~350	1 (0.0)												8 (0.2)	14 (0.3)	63 (1.5)	14 (0.3)	6 (0.1)	169 (4.0)		
251~300	1 (0.0)												4 (0.1)	28 (0.7)	30 (0.7)	91 (2.2)	95 (2.3)	19 (0.5)	277 (6.6)	
201~250	2 (0.0)												5 (0.1)	39 (0.9)	41 (1.0)	72 (1.7)	125 (3.0)	36 (0.9)	334 (7.9)	
176~200	1 (0.0)				1 (0.0)								2 (0.0)	4 (0.1)	20 (0.5)	41 (1.0)	50 (1.2)	81 (1.9)	33 (0.8)	238 (5.6)
151~175	2 (0.0)		1 (0.0)							1 (0.0)			24 (0.6)	60 (1.4)	51 (1.2)	110 (2.6)	56 (1.3)	11 (0.3)	318 (7.5)	
126~150	2 (0.0)						1 (0.0)	2 (0.0)			3 (0.1)		37 (0.9)	64 (1.5)	48 (1.1)	101 (2.4)	55 (1.3)	9 (0.2)	322 (7.6)	
101~125	4 (0.1)				1 (0.0)					1 (0.0)	4 (0.1)		27 (0.6)	64 (1.5)	47 (1.1)	78 (1.7)	78 (1.9)	10 (0.2)	307 (7.3)	
76~100	3 (0.1)								1 (0.0)	2 (0.0)	5 (0.1)		35 (0.8)	80 (1.9)	75 (1.7)	105 (2.5)	17 (0.4)	395 (9.4)		
51~75	4 (0.1)	1 (0.0)	4 (0.1)						1 (0.0)	4 (0.1)	9 (0.2)		46 (1.1)	86 (2.0)	88 (2.1)	139 (3.3)	50 (1.2)	512 (12.1)		
26~50	14 (0.3)	5 (0.1)	3 (0.1)	4 (0.1)	3 (0.1)	3 (0.1)	1 (0.0)			8 (0.2)	11 (0.3)		55 (1.3)	112 (2.7)	96 (2.3)	117 (2.8)	155 (3.7)	68 (1.6)	655 (15.5)	
合計		34 (0.8)	6 (0.1)	8 (0.2)	6 (0.1)	3 (0.1)	6 (0.1)	4 (0.1)	1 (0.0)	18 (0.4)	50 (1.2)	324 (7.7)	654 (15.5)	842 (20.0)	985 (23.4)	692 (16.4)	199 (4.7)	382 (9.1)		
有義波が25cm以下の回数																		382 (9.1)		
合計																		4214 (100.0)		



山形県沖

波高(m)



付図-A.2.63 山形県沖 波高・波向別出現頻度図