

付表-B.6.66(a) 岩手中部沖 f2周期帯領域における波高・波向階級別出現頻度統計 (連続観測)
 2013年 1月~2013年12月(年) 波向・波高階級別出現頻度表 (f2: 16.0~25.6秒) 観測地点: 岩手中部沖

波高 波向	NNE	NE	ENE	E	ESE	SE	SSE	S	SSW	SW	WSW	W	WNW	NW	NNW	N	合計
801~																	0 (0.0)
751~800																	0 (0.0)
701~750																	0 (0.0)
651~700																	0 (0.0)
601~650																	0 (0.0)
551~600																	0 (0.0)
501~550																	0 (0.0)
451~500								1 (0.0)									1 (0.0)
401~450							1 (0.0)	1 (0.0)									2 (0.0)
351~400							1 (0.0)	2 (0.0)									3 (0.0)
301~350		1 (0.0)	4 (0.0)					4 (0.0)									9 (0.0)
251~300		2 (0.0)	8 (0.0)				3 (0.0)	3 (0.0)									16 (0.1)
201~250		4 (0.0)	22 (0.1)				9 (0.0)	6 (0.0)	2 (0.0)								43 (0.2)
176~200		4 (0.0)	13 (0.1)	1 (0.0)			6 (0.0)	3 (0.0)	1 (0.0)								28 (0.1)
151~175		8 (0.0)	14 (0.1)	4 (0.0)			5 (0.0)	2 (0.0)									33 (0.1)
126~150		18 (0.1)	19 (0.1)	6 (0.0)		1 (0.0)	6 (0.0)	4 (0.0)									54 (0.2)
101~125		21 (0.1)	21 (0.1)	12 (0.0)	1 (0.0)	3 (0.0)	13 (0.1)	7 (0.0)	2 (0.0)								80 (0.3)
76~100		59 (0.2)	55 (0.2)	25 (0.1)	2 (0.0)	15 (0.1)	19 (0.1)	16 (0.1)	2 (0.0)								193 (0.8)
51~75	35 (0.1)	202 (0.8)	147 (0.6)	42 (0.2)	9 (0.0)	43 (0.2)	45 (0.2)	41 (0.1)	13 (0.0)	5 (0.0)	3 (0.0)					3 (0.0)	588 (2.3)
26~50	194 (0.8)	442 (1.7)	362 (1.4)	216 (0.8)	77 (0.3)	59 (0.2)	85 (0.3)	94 (0.4)	39 (0.2)	18 (0.1)	9 (0.0)	1 (0.0)	2 (0.0)	2 (0.0)	4 (0.0)	62 (0.2)	1666 (6.5)
合計	229 (0.9)	761 (3.0)	665 (2.6)	306 (1.2)	89 (0.3)	121 (0.5)	193 (0.8)	184 (0.7)	59 (0.2)	23 (0.1)	12 (0.0)	1 (0.0)	2 (0.0)	2 (0.0)	4 (0.0)	65 (0.3)	2716 (10.6)
(連続観測)	波高が25cm以下の回数																22838 (89.4)
	合計																25554 (100.0)

付表-B.6.66(b) 岩手中部沖 f3周期帯領域における波高・波向階級別出現頻度統計 (連続観測)
 2013年 1月~2013年12月(年) 波向・波高階級別出現頻度表 (f3: 10.7~14.0秒) 観測地点: 岩手中部沖


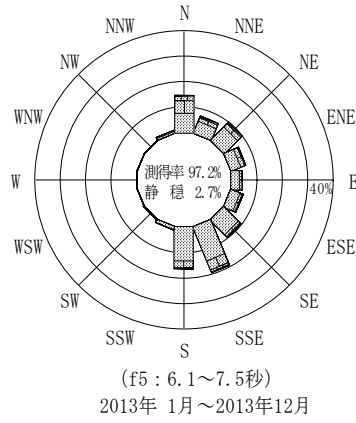
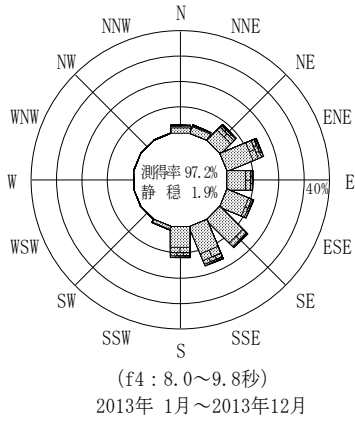
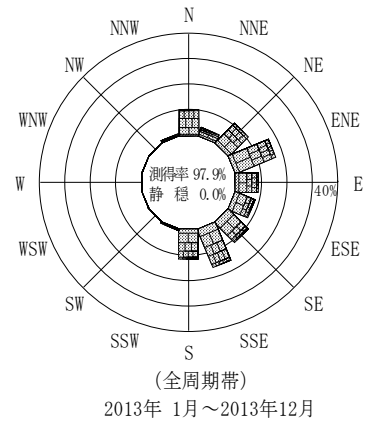
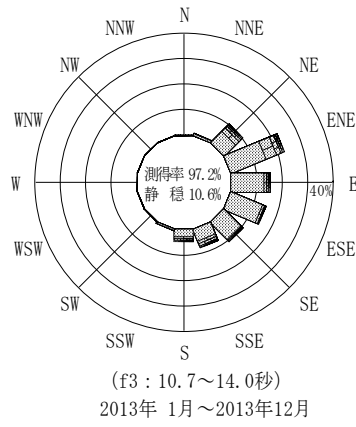
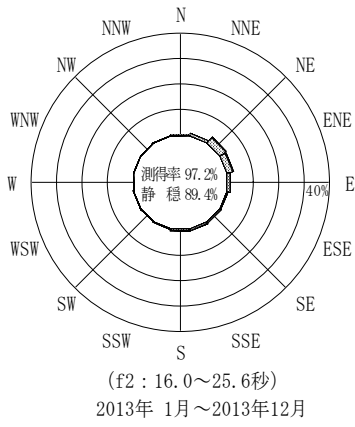
波高 波向	NNE	NE	ENE	E	ESE	SE	SSE	S	SSW	SW	WSW	W	WNW	NW	NNW	N	合計
801~	1 (0.0)	2 (0.0)															3 (0.0)
751~800									1 (0.0)								1 (0.0)
701~750		4 (0.0)															4 (0.0)
651~700	7 (0.0)	12 (0.0)					1 (0.0)										20 (0.1)
601~650	1 (0.0)	3 (0.0)	1 (0.0)				6 (0.0)										11 (0.0)
551~600	3 (0.0)	5 (0.0)	7 (0.0)	4 (0.0)		1 (0.0)	9 (0.0)	1 (0.0)									30 (0.1)
501~550	1 (0.0)	2 (0.0)	10 (0.0)	6 (0.0)		2 (0.0)	5 (0.0)										26 (0.1)
451~500	1 (0.0)	8 (0.0)	24 (0.1)	6 (0.0)			8 (0.0)	1 (0.0)									48 (0.2)
401~450	5 (0.0)	15 (0.1)	25 (0.1)	3 (0.0)	5 (0.0)	4 (0.0)	6 (0.0)	4 (0.0)									67 (0.3)
351~400	6 (0.0)	27 (0.1)	41 (0.2)	12 (0.0)	23 (0.1)	5 (0.0)	2 (0.0)	9 (0.0)									125 (0.5)
301~350	5 (0.0)	34 (0.1)	79 (0.3)	25 (0.1)	27 (0.1)	11 (0.0)	13 (0.1)	13 (0.1)									207 (0.8)
251~300	1 (0.0)	54 (0.2)	65 (0.3)	68 (0.3)	20 (0.1)	28 (0.1)	31 (0.1)	35 (0.1)									302 (1.2)
201~250		109 (0.4)	119 (0.5)	92 (0.4)	14 (0.1)	40 (0.2)	93 (0.4)	63 (0.2)								1 (0.0)	531 (2.1)
176~200		111 (0.4)	173 (0.7)	69 (0.3)	21 (0.1)	35 (0.1)	115 (0.5)	59 (0.2)									583 (2.3)
151~175	3 (0.0)	158 (0.6)	288 (1.1)	99 (0.4)	39 (0.2)	47 (0.2)	144 (0.6)	85 (0.3)	3 (0.0)								866 (3.4)
126~150	10 (0.0)	180 (0.7)	438 (1.7)	117 (0.5)	77 (0.3)	41 (0.2)	134 (0.5)	114 (0.4)	5 (0.0)								1116 (4.4)
101~125	5 (0.0)	298 (1.2)	698 (2.7)	151 (0.6)	126 (0.5)	73 (0.3)	148 (0.6)	82 (0.3)	7 (0.0)	1 (0.0)						2 (0.0)	1591 (6.2)
76~100	9 (0.0)	422 (1.7)	998 (3.9)	227 (0.9)	177 (0.7)	156 (0.6)	156 (0.6)	111 (0.4)	11 (0.0)							4 (0.0)	2271 (8.9)
51~75	43 (0.2)	486 (1.9)	1219 (4.8)	629 (2.5)	454 (1.8)	381 (1.5)	299 (1.2)	279 (1.1)	26 (0.1)	1 (0.0)						17 (0.1)	3834 (15.0)
26~50	145 (0.6)	724 (2.8)	1626 (6.4)	2485 (9.7)	2855 (11.2)	1907 (7.5)	836 (3.3)	391 (1.5)	123 (0.5)	31 (0.1)	10 (0.0)				4 (0.0)	67 (0.3)	11204 (43.8)
合計	246 (1.0)	2654 (10.4)	5811 (22.7)	3993 (15.6)	3838 (15.0)	2731 (10.7)	2006 (7.9)	1247 (4.9)	176 (0.7)	33 (0.1)	10 (0.0)	0 (0.0)	0 (0.0)	0 (0.0)	4 (0.0)	91 (0.4)	22840 (89.4)
(連続観測)	波高が25cm以下の回数																2714 (10.6)
	合計																25554 (100.0)

付表-B.6.66(c) 岩手中部沖 f4周期帯領域における波高・波向階級別出現頻度統計(連続観測)
 2013年 1月~2013年12月(年) 波向・波高階級別出現頻度表 (f4: 8.0~9.8秒) 観測地点: 岩手中部沖

波高	波向	NNE	NE	ENE	E	ESE	SE	SSE	S	SSW	SW	WSW	W	WNW	NW	NNW	N	合計	
801~																		0 (0.0)	
751~800																		0 (0.0)	
701~750																		0 (0.0)	
651~700																		0 (0.0)	
601~650																		0 (0.0)	
551~600		(1 (0.0)	(1 (0.0)															2 (0.0)	
501~550		(5 (0.0)	(2 (0.0)															7 (0.0)	
451~500		(1 (0.0)	(3 (0.0)															4 (0.0)	
401~450		(2 (0.0)	(5 (0.0)					(1 (0.0)										8 (0.0)	
351~400		(2 (0.0)	(3 (0.0)	(6 (0.0)	(1 (0.0)	(1 (0.0)	(3 (0.0)	(4 (0.0)										20 (0.1)	
301~350		(5 (0.0)	(9 (0.0)	(35 (0.1)	(9 (0.0)	(7 (0.0)	(8 (0.0)	(26 (0.1)	(3 (0.0)								3 (0.0)	105 (0.4)	
251~300		(22 (0.1)	(28 (0.1)	(68 (0.3)	(5 (0.0)	(10 (0.0)	(17 (0.1)	(50 (0.2)	(39 (0.2)								10 (0.0)	249 (1.0)	
201~250		(18 (0.1)	(76 (0.3)	(119 (0.5)	(22 (0.1)	(11 (0.0)	(26 (0.1)	(122 (0.5)	(120 (0.5)	(1 (0.0)							34 (0.1)	549 (2.1)	
176~200		(11 (0.0)	(89 (0.3)	(117 (0.5)	(36 (0.1)	(58 (0.2)	(33 (0.1)	(111 (0.4)	(129 (0.5)	(1 (0.0)							18 (0.1)	603 (2.4)	
151~175		(11 (0.0)	(141 (0.6)	(210 (0.8)	(131 (0.5)	(97 (0.4)	(71 (0.3)	(272 (1.1)	(200 (0.8)	(4 (0.0)							33 (0.1)	1170 (4.6)	
126~150		(36 (0.1)	(204 (0.8)	(259 (1.0)	(236 (0.9)	(142 (0.6)	(168 (0.7)	(309 (1.2)	(208 (0.8)	(17 (0.1)							85 (0.3)	1664 (6.5)	
101~125		(72 (0.3)	(219 (0.9)	(309 (1.2)	(258 (1.0)	(195 (0.8)	(315 (1.2)	(417 (1.6)	(318 (1.2)	(30 (0.1)						4 (0.0)	104 (0.4)	2241 (8.8)	
76~100		(125 (0.5)	(376 (1.5)	(642 (2.5)	(398 (1.6)	(420 (1.6)	(540 (2.1)	(617 (2.4)	(504 (2.0)	(51 (0.2)	1 (0.0)						12 (0.0)	149 (0.6)	3835 (15.0)
51~75		(176 (0.7)	(606 (2.4)	(1443 (5.6)	(836 (3.3)	(1172 (4.6)	(1502 (5.9)	(1176 (4.6)	(812 (3.2)	(69 (0.3)	(7 (0.0)						17 (0.1)	212 (0.8)	8028 (31.4)
26~50		(413 (1.6)	(483 (1.9)	(737 (2.9)	(635 (2.5)	(759 (3.0)	(1239 (4.8)	(1160 (4.5)	(776 (3.0)	(185 (0.7)	(14 (0.1)	(1 (0.0)					9 (0.0)	167 (0.7)	6578 (25.7)
合計		(900 (3.5)	(2245 (8.8)	(3945 (15.4)	(2567 (10.0)	(2872 (11.2)	(3922 (15.3)	(4265 (16.7)	(3109 (12.2)	(358 (1.4)	(22 (0.1)	(1 (0.0)	(0 (0.0)	(0 (0.0)	(0 (0.0)	(42 (0.2)	(815 (3.2)	25063 (98.1)	
(連続観測)																		波高が25cm以下の回数	491 (1.9)
																		合計	25554 (100.0)

付表-B.6.66(d) 岩手中部沖 f5周期帯領域における波高・波向階級別出現頻度統計(連続観測)
 2013年 1月~2013年12月(年) 波向・波高階級別出現頻度表 (f5: 6.1~7.5秒) 観測地点: 岩手中部沖

波高	波向	NNE	NE	ENE	E	ESE	SE	SSE	S	SSW	SW	WSW	W	WNW	NW	NNW	N	合計	
801~																		0 (0.0)	
751~800																		0 (0.0)	
701~750																		0 (0.0)	
651~700																		0 (0.0)	
601~650																		0 (0.0)	
551~600																		0 (0.0)	
501~550																		0 (0.0)	
451~500																		0 (0.0)	
401~450																		0 (0.0)	
351~400																		0 (0.0)	
301~350		(7 (0.0)															5 (0.0)	12 (0.0)	
251~300		(24 (0.1)	(12 (0.0)	(2 (0.0)			(1 (0.0)	(6 (0.0)	(1 (0.0)								17 (0.1)	63 (0.2)	
201~250		(23 (0.1)	(41 (0.2)	(34 (0.1)	(15 (0.1)	(14 (0.1)	(43 (0.2)	(66 (0.3)	(11 (0.0)							1 (0.0)	52 (0.2)	300 (1.2)	
176~200		(34 (0.1)	(26 (0.1)	(16 (0.1)	(14 (0.1)	(37 (0.1)	(27 (0.1)	(66 (0.3)	(17 (0.1)							1 (0.0)	134 (0.5)	372 (1.5)	
151~175		(98 (0.4)	(121 (0.5)	(53 (0.2)	(15 (0.1)	(44 (0.2)	(36 (0.1)	(144 (0.6)	(82 (0.3)	1 (0.0)						9 (0.0)	324 (1.3)	927 (3.6)	
126~150		(171 (0.7)	(190 (0.7)	(126 (0.5)	(80 (0.3)	(91 (0.4)	(91 (0.4)	(333 (1.3)	(220 (0.9)	7 (0.0)	1 (0.0)					35 (0.1)	556 (2.2)	1901 (7.4)	
101~125		(206 (0.8)	(285 (1.1)	(292 (1.1)	(172 (0.7)	(140 (0.5)	(192 (0.8)	(628 (2.5)	(445 (1.7)	(31 (0.1)				1 (0.0)	58 (0.2)	688 (2.7)	3138 (12.3)		
76~100		(373 (1.5)	(607 (2.4)	(288 (1.1)	(283 (1.1)	(238 (0.9)	(478 (1.9)	(810 (3.2)	(731 (2.9)	(49 (0.2)	(3 (0.0)					59 (0.2)	728 (2.8)	4647 (18.2)	
51~75		(478 (1.9)	(846 (3.3)	(473 (1.9)	(352 (1.4)	(424 (1.7)	(940 (3.7)	(1381 (5.4)	(1294 (5.1)	(69 (0.3)	(6 (0.0)	(1 (0.0)			2 (0.0)	89 (0.3)	777 (3.0)	7132 (27.9)	
26~50		(458 (1.8)	(460 (1.8)	(320 (1.3)	(234 (0.9)	(372 (1.5)	(676 (2.6)	(1549 (6.1)	(1438 (5.6)	(195 (0.8)	(63 (0.2)	(10 (0.0)	(2 (0.0)	(2 (0.0)	(1 (0.0)	55 (0.2)	528 (2.1)	6363 (24.9)	
合計		(1872 (7.3)	(2588 (10.1)	(1604 (6.3)	(1165 (4.6)	(1360 (5.3)	(2484 (9.7)	(4983 (19.5)	(4239 (16.6)	(352 (1.4)	(73 (0.3)	(11 (0.0)	(2 (0.0)	(2 (0.0)	(4 (0.0)	(307 (1.2)	(3809 (14.9)	24855 (97.3)	
(連続観測)																		波高が25cm以下の回数	699 (2.7)
																		合計	25554 (100.0)



付図-B.3.66 岩手中部沖 波高・波向別出現頻度図 (連続観測, f2, f3, f4, f5, 全周期帯)