

付表-A. 6. 46(a) 御前崎 f2周期帯領域における波高・波向階級別出現頻度統計

2013年 1月～2013年12月(年) 波向・波高階級別出現頻度表 (f2 : 16.0～25.6秒) 観測地点 : 御前崎

| 波高 波向 | NNE | NE | ENE | E | ESE | SE | SSE | S | SSW | SW | WSW | W | WNW | NW | NNW | N | 合計 |
|--------------|-------------|-------------|-------------|-------------|-------------|--------------|--------------|-------------|-------------|-------------|-------------|-------------|-------------|-------------|-------------|-------------|-----------------|
| 801～ | | | | | | | | | | | | | | | | | 0 (0.0) |
| 751～800 | | | | | | | | | | | | | | | | | 0 (0.0) |
| 701～750 | | | | | | | | | | | | | | | | | 0 (0.0) |
| 651～700 | | | | | | | | | | | | | | | | | 0 (0.0) |
| 601～650 | | | | | | | | | | | | | | | | | 0 (0.0) |
| 551～600 | | | | | | | | | | | | | | | | | 0 (0.0) |
| 501～550 | | | | | | | | | | | | | | | | | 0 (0.0) |
| 451～500 | | | | | | 1 (0.0) | | | | | | | | | | | 1 (0.0) |
| 401～450 | | | | | | | | | | | | | | | | | 0 (0.0) |
| 351～400 | | | | | | | | | | | | | | | | | 0 (0.0) |
| 301～350 | | | | | | 2 (0.1) | | | | | | | | | | | 2 (0.1) |
| 251～300 | | | | | | 2 (0.1) | | | | | | | | | | | 2 (0.1) |
| 201～250 | | | | | | 1 (0.0) | 5 (0.1) | | | | | | | | | | 6 (0.2) |
| 176～200 | | | | | | 2 (0.1) | | | | | | | | | | | 2 (0.1) |
| 151～175 | | | | | | 4 (0.1) | | | | | | | | | | | 4 (0.1) |
| 126～150 | | | | | | 11 (0.3) | 1 (0.0) | | | | | | | | | | 12 (0.4) |
| 101～125 | | | | | | 11 (0.3) | 5 (0.1) | | | | | | | | | | 16 (0.5) |
| 76～100 | | | | | | 13 (0.4) | 4 (0.1) | | | | | | | | | | 17 (0.5) |
| 51～75 | | | | | 1 (0.0) | 20 (0.6) | 7 (0.2) | | | | | | | | | | 28 (0.8) |
| 26～50 | | | | 4 (0.1) | 5 (0.1) | 17 (0.5) | 40 (1.2) | 6 (0.2) | | | | | | | | | 72 (2.1) |
| 合計 | 0 (0.0) | 0 (0.0) | 0 (0.0) | 4 (0.1) | 6 (0.2) | 84 (2.5) | 62 (1.8) | 6 (0.2) | 0 (0.0) | 0 (0.0) | 0 (0.0) | 0 (0.0) | 0 (0.0) | 0 (0.0) | 0 (0.0) | 0 (0.0) | 162 (4.8) |
| 波高が25cm以下の回数 | | | | | | | | | | | | | | | | | 3203 (95.2) |
| 合計 | | | | | | | | | | | | | | | | | 3365 (100.0) |

付表-A. 6. 46(b) 御前崎 f3周期帯領域における波高・波向階級別出現頻度統計

2013年 1月～2013年12月(年) 波向・波高階級別出現頻度表 (f3 : 10.7～14.0秒) 観測地点 : 御前崎

| 波高 波向 | NNE | NE | ENE | E | ESE | SE | SSE | S | SSW | SW | WSW | W | WNW | NW | NNW | N | 合計 |
|--------------|-------------|-------------|-------------|--------------|---------------|----------------|----------------|--------------|-------------|-------------|-------------|-------------|-------------|-------------|-------------|-------------|-----------------|
| 801～ | | | | | | | | | | | | | | | | | 0 (0.0) |
| 751～800 | | | | | | | | | | | | | | | | | 0 (0.0) |
| 701～750 | | | | | | | | | | | | | | | | | 0 (0.0) |
| 651～700 | | | | | | | | | | | | | | | | | 0 (0.0) |
| 601～650 | | | | | | | | | | | | | | | | | 0 (0.0) |
| 551～600 | | | | | | | | | | | | | | | | | 0 (0.0) |
| 501～550 | | | | | | | | | | | | | | | | | 0 (0.0) |
| 451～500 | | | | | | | | | | | | | | | | | 0 (0.0) |
| 401～450 | | | | | | 2 (0.1) | 2 (0.1) | | | | | | | | | | 4 (0.1) |
| 351～400 | | | | | | 3 (0.1) | | | | | | | | | | | 3 (0.1) |
| 301～350 | | | | | | 7 (0.2) | 1 (0.0) | | | | | | | | | | 8 (0.2) |
| 251～300 | | | | | | 20 (0.6) | 3 (0.1) | | | | | | | | | | 23 (0.7) |
| 201～250 | | | | | | 28 (0.8) | | | | | | | | | | | 28 (0.8) |
| 176～200 | | | | | | 11 (0.3) | 1 (0.0) | | | | | | | | | | 12 (0.4) |
| 151～175 | | | | | | 7 (0.2) | 4 (0.1) | | | | | | | | | | 11 (0.3) |
| 126～150 | | | | | 2 (0.1) | 9 (0.3) | 15 (0.4) | 1 (0.0) | | | | | | | | | 27 (0.8) |
| 101～125 | | | | | 4 (0.1) | 20 (0.6) | 31 (0.9) | 6 (0.2) | | | | | | | | | 61 (1.8) |
| 76～100 | | | | | 8 (0.2) | 15 (0.4) | 47 (1.4) | 7 (0.2) | | | | | | | | | 77 (2.3) |
| 51～75 | | | | 6 (0.2) | 12 (0.4) | 32 (1.0) | 78 (2.3) | 24 (0.7) | | | | | | | | | 152 (4.5) |
| 26～50 | | | 2 (0.1) | 61 (1.8) | 213 (6.3) | 324 (9.6) | 166 (4.9) | 28 (0.8) | | | | | | | | | 794 (23.6) |
| 合計 | 0 (0.0) | 0 (0.0) | 2 (0.1) | 67 (2.0) | 239 (7.1) | 478 (14.2) | 348 (10.3) | 66 (2.0) | 0 (0.0) | 0 (0.0) | 0 (0.0) | 0 (0.0) | 0 (0.0) | 0 (0.0) | 0 (0.0) | 0 (0.0) | 1200 (35.7) |
| 波高が25cm以下の回数 | | | | | | | | | | | | | | | | | 2165 (64.3) |
| 合計 | | | | | | | | | | | | | | | | | 3365 (100.0) |

付表-A.6.46(c) 御前崎 f4周期帯領域における波高・波向階級別出現頻度統計

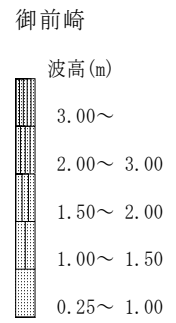
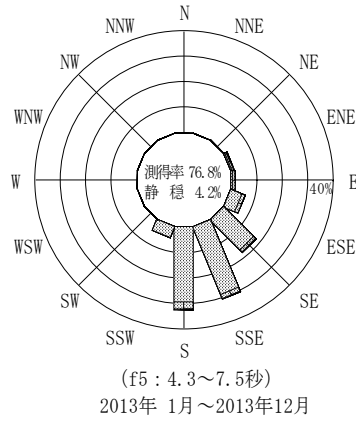
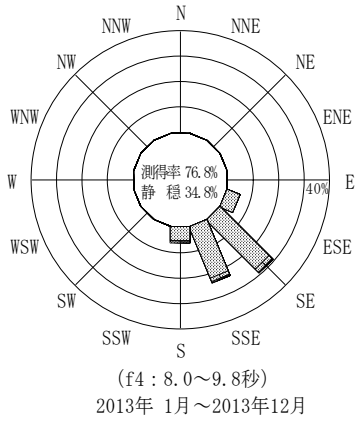
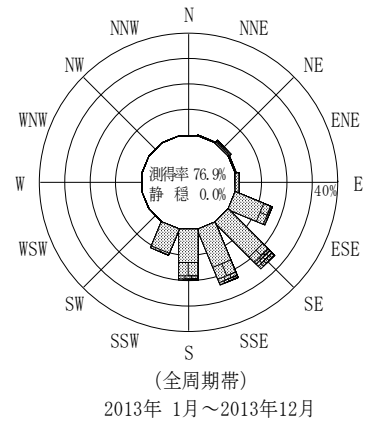
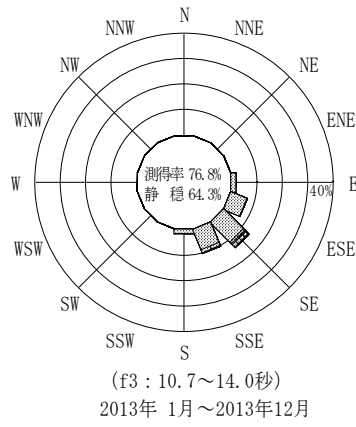
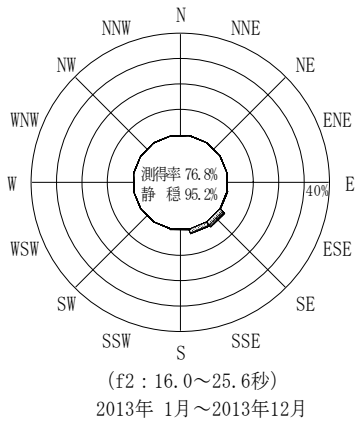
2013年 1月～2013年12月(年) 波向・波高階級別出現頻度表 (f4: 8.0～9.8秒) 観測地点: 御前崎

| 波高 波向 | NNE | NE | ENE | E | ESE | SE | SSE | S | SSW | SW | WSW | W | WNW | NW | NNW | N | 合計 |
|--------------|------------|------------|------------|------------|--------------|---------------|---------------|--------------|------------|------------|------------|------------|------------|------------|------------|------------|-----------------|
| 801～ | | | | | | | | | | | | | | | | | 0 (0.0) |
| 751～800 | | | | | | | | | | | | | | | | | 0 (0.0) |
| 701～750 | | | | | | | | | | | | | | | | | 0 (0.0) |
| 651～700 | | | | | | | | | | | | | | | | | 0 (0.0) |
| 601～650 | | | | | | | | | | | | | | | | | 0 (0.0) |
| 551～600 | | | | | | | | | | | | | | | | | 0 (0.0) |
| 501～550 | | | | | | | | | | | | | | | | | 0 (0.0) |
| 451～500 | | | | | | | | | | | | | | | | | 0 (0.0) |
| 401～450 | | | | | | | | | | | | | | | | | 0 (0.0) |
| 351～400 | | | | | | | | | | | | | | | | | 0 (0.0) |
| 301～350 | | | | | | | | | | | | | | | | | 0 (0.0) |
| 251～300 | | | | | | 1 (0.0) | | | | | | | | | | | 1 (0.0) |
| 201～250 | | | | | | 3 (0.1) | 4 (0.1) | | | | | | | | | | 7 (0.2) |
| 176～200 | | | | | | 3 (0.1) | 1 (0.0) | | | | | | | | | | 4 (0.1) |
| 151～175 | | | | | | 5 (0.1) | 13 (0.4) | 7 (0.2) | | | | | | | | | 25 (0.7) |
| 126～150 | | | | | | 19 (0.6) | 25 (0.7) | 8 (0.2) | | | | | | | | | 52 (1.5) |
| 101～125 | | | | | | 40 (1.2) | 25 (0.7) | 13 (0.4) | | | | | | | | | 78 (2.3) |
| 76～100 | | | | | 2 (0.1) | 56 (1.7) | 86 (2.6) | 26 (0.8) | | | | | | | | | 170 (5.1) |
| 51～75 | | | | | 23 (0.7) | 133 (4.0) | 174 (5.2) | 63 (1.9) | | | | | | | | | 393 (11.7) |
| 26～50 | | | | 3 (0.1) | 160 (4.8) | 729 (21.7) | 476 (14.1) | 95 (2.8) | | | | | | | | | 1463 (43.5) |
| 合計 | 0 (0.0) | 0 (0.0) | 0 (0.0) | 3 (0.1) | 185 (5.5) | 989 (29.4) | 804 (23.9) | 212 (6.3) | 0 (0.0) | 0 (0.0) | 0 (0.0) | 0 (0.0) | 0 (0.0) | 0 (0.0) | 0 (0.0) | 0 (0.0) | 2193 (65.2) |
| 波高が25cm以下の回数 | | | | | | | | | | | | | | | | | 1172 (34.8) |
| 合計 | | | | | | | | | | | | | | | | | 3365 (100.0) |

付表-A.6.46(d) 御前崎 f5周期帯領域における波高・波向階級別出現頻度統計

2013年 1月～2013年12月(年) 波向・波高階級別出現頻度表 (f5: 4.3～7.5秒) 観測地点: 御前崎

| 波高 波向 | NNE | NE | ENE | E | ESE | SE | SSE | S | SSW | SW | WSW | W | WNW | NW | NNW | N | 合計 |
|--------------|------------|------------|-------------|-------------|--------------|---------------|----------------|----------------|--------------|---------------|---------------|---------------|-------------|------------|------------|------------|-----------------|
| 801～ | | | | | | | | | | | | | | | | | 0 (0.0) |
| 751～800 | | | | | | | | | | | | | | | | | 0 (0.0) |
| 701～750 | | | | | | | | | | | | | | | | | 0 (0.0) |
| 651～700 | | | | | | | | | | | | | | | | | 0 (0.0) |
| 601～650 | | | | | | | | | | | | | | | | | 0 (0.0) |
| 551～600 | | | | | | | | | | | | | | | | | 0 (0.0) |
| 501～550 | | | | | | | | | | | | | | | | | 0 (0.0) |
| 451～500 | | | | | | | | | | | | | | | | | 0 (0.0) |
| 401～450 | | | | | | | | | | | | | | | | | 0 (0.0) |
| 351～400 | | | | | | | | | | | | | | | | | 0 (0.0) |
| 301～350 | | | | | | 1 (0.0) | | | | | | | | | | | 1 (0.0) |
| 251～300 | | | | | | | | | | | | | | | | | 0 (0.0) |
| 201～250 | | | | | | 1 (0.0) | 3 (0.1) | 1 (0.0) | | | | | | | | | 5 (0.1) |
| 176～200 | | | | | | 1 (0.0) | 1 (0.0) | 4 (0.1) | | | | | | | | | 7 (0.2) |
| 151～175 | | | | | | 6 (0.2) | 3 (0.1) | 1 (0.0) | 3 (0.1) | 6 (0.2) | 6 (0.2) | | | | | | 25 (0.7) |
| 126～150 | | | | | | 15 (0.4) | 15 (0.4) | 14 (0.4) | 13 (0.4) | 15 (0.4) | 28 (0.8) | | | | | | 101 (3.0) |
| 101～125 | | | | | | 7 (0.2) | 15 (0.4) | 30 (0.9) | 26 (0.8) | 41 (1.2) | 64 (1.9) | 1 (0.0) | | | | | 185 (5.5) |
| 76～100 | | | | | | 8 (0.2) | 9 (0.3) | 59 (1.8) | 62 (1.8) | 110 (3.3) | 155 (4.6) | 7 (0.2) | | | | | 410 (12.2) |
| 51～75 | | | | | | 1 (0.0) | 4 (0.1) | 12 (0.4) | 63 (1.9) | 192 (5.7) | 238 (7.1) | 338 (10.0) | 43 (1.3) | | | | 891 (26.5) |
| 26～50 | | | | | | 5 (0.1) | 5 (0.1) | 40 (1.2) | 309 (9.2) | 623 (18.5) | 506 (15.0) | 108 (3.2) | 1 (0.0) | | | | 1597 (47.5) |
| 合計 | 0 (0.0) | 3 (0.1) | 48 (1.4) | 59 (1.8) | 208 (6.2) | 608 (18.1) | 1035 (30.8) | 1101 (32.7) | 159 (4.7) | 1 (0.0) | 0 (0.0) | 0 (0.0) | 0 (0.0) | 0 (0.0) | 0 (0.0) | 0 (0.0) | 3222 (95.8) |
| 波高が25cm以下の回数 | | | | | | | | | | | | | | | | | 143 (4.2) |
| 合計 | | | | | | | | | | | | | | | | | 3365 (100.0) |



付図-A.3.46 御前崎 波高・波向別出現頻度図 (f2, f3, f4, f5, 全周期帯)