

付表-A. 6. 57(a) 鹿兒島 f2周期帯領域における波高・波向階級別出現頻度統計

2013年 1月～2013年12月(年) 波向・波高階級別出現頻度表 (f2 : 16.0～25.6秒) 観測地点 : 鹿兒島

| 波高 波向 | NNE | NE | ENE | E | ESE | SE | SSE | S | SSW | SW | WSW | W | WNW | NW | NNW | N | 合計 |
|--------------|--------|--------|--------|--------|--------|--------|--------|--------|--------|--------|--------|--------|--------|--------|--------|--------|-----------------|
| 801～ | | | | | | | | | | | | | | | | | 0 (0.0) |
| 751～800 | | | | | | | | | | | | | | | | | 0 (0.0) |
| 701～750 | | | | | | | | | | | | | | | | | 0 (0.0) |
| 651～700 | | | | | | | | | | | | | | | | | 0 (0.0) |
| 601～650 | | | | | | | | | | | | | | | | | 0 (0.0) |
| 551～600 | | | | | | | | | | | | | | | | | 0 (0.0) |
| 501～550 | | | | | | | | | | | | | | | | | 0 (0.0) |
| 451～500 | | | | | | | | | | | | | | | | | 0 (0.0) |
| 401～450 | | | | | | | | | | | | | | | | | 0 (0.0) |
| 351～400 | | | | | | | | | | | | | | | | | 0 (0.0) |
| 301～350 | | | | | | | | | | | | | | | | | 0 (0.0) |
| 251～300 | | | | | | | | | | | | | | | | | 0 (0.0) |
| 201～250 | | | | | | | | | | | | | | | | | 0 (0.0) |
| 176～200 | | | | | | | | | | | | | | | | | 0 (0.0) |
| 151～175 | | | | | | | | | | | | | | | | | 0 (0.0) |
| 126～150 | | | | | | | | | | | | | | | | | 0 (0.0) |
| 101～125 | | | | | | | | | | | | | | | | | 0 (0.0) |
| 76～100 | | | | | | | | | | | | | | | | | 0 (0.0) |
| 51～75 | | | | | | | | | | | | | | | | | 0 (0.0) |
| 26～50 | | | | | | | | | | | | | | | | | 0 (0.0) |
| 合計 | (0.0) | (0.0) | (0.0) | (0.0) | (0.0) | (0.0) | (0.0) | (0.0) | (0.0) | (0.0) | (0.0) | (0.0) | (0.0) | (0.0) | (0.0) | (0.0) | 0 (0.0) |
| 波高が25cm以下の回数 | | | | | | | | | | | | | | | | | 4282 (100.0) |
| 合計 | | | | | | | | | | | | | | | | | 4282 (100.0) |

付表-A. 6. 57(b) 鹿兒島 f3周期帯領域における波高・波向階級別出現頻度統計

2013年 1月～2013年12月(年) 波向・波高階級別出現頻度表 (f3 : 10.7～14.0秒) 観測地点 : 鹿兒島

| 波高 波向 | NNE | NE | ENE | E | ESE | SE | SSE | S | SSW | SW | WSW | W | WNW | NW | NNW | N | 合計 |
|--------------|--------|--------|--------|--------|--------|--------|--------|--------|--------|--------|--------|--------|--------|--------|--------|--------|-----------------|
| 801～ | | | | | | | | | | | | | | | | | 0 (0.0) |
| 751～800 | | | | | | | | | | | | | | | | | 0 (0.0) |
| 701～750 | | | | | | | | | | | | | | | | | 0 (0.0) |
| 651～700 | | | | | | | | | | | | | | | | | 0 (0.0) |
| 601～650 | | | | | | | | | | | | | | | | | 0 (0.0) |
| 551～600 | | | | | | | | | | | | | | | | | 0 (0.0) |
| 501～550 | | | | | | | | | | | | | | | | | 0 (0.0) |
| 451～500 | | | | | | | | | | | | | | | | | 0 (0.0) |
| 401～450 | | | | | | | | | | | | | | | | | 0 (0.0) |
| 351～400 | | | | | | | | | | | | | | | | | 0 (0.0) |
| 301～350 | | | | | | | | | | | | | | | | | 0 (0.0) |
| 251～300 | | | | | | | | | | | | | | | | | 0 (0.0) |
| 201～250 | | | | | | | | | | | | | | | | | 0 (0.0) |
| 176～200 | | | | | | | | | | | | | | | | | 0 (0.0) |
| 151～175 | | | | | | | | | | | | | | | | | 0 (0.0) |
| 126～150 | | | | | | | | | | | | | | | | | 0 (0.0) |
| 101～125 | | | | | | | | | | | | | | | | | 0 (0.0) |
| 76～100 | | | | | | | | | | | | | | | | | 0 (0.0) |
| 51～75 | | | | | | | | | | | | | | | | | 0 (0.0) |
| 26～50 | | | | | | | | | | | | | | | | | 0 (0.0) |
| 合計 | (0.0) | (0.0) | (0.0) | (0.0) | (0.0) | (0.0) | (0.0) | (0.0) | (0.0) | (0.0) | (0.0) | (0.0) | (0.0) | (0.0) | (0.0) | (0.0) | 0 (0.0) |
| 波高が25cm以下の回数 | | | | | | | | | | | | | | | | | 4282 (100.0) |
| 合計 | | | | | | | | | | | | | | | | | 4282 (100.0) |

付表-A.6.57(c) 鹿児島 f4周期帯領域における波高・波向階級別出現頻度統計

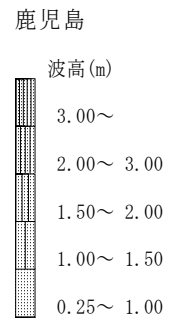
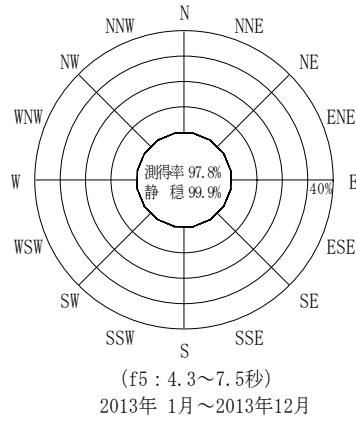
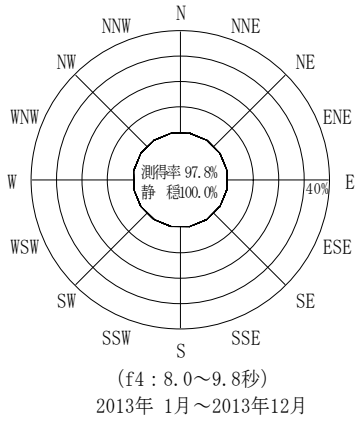
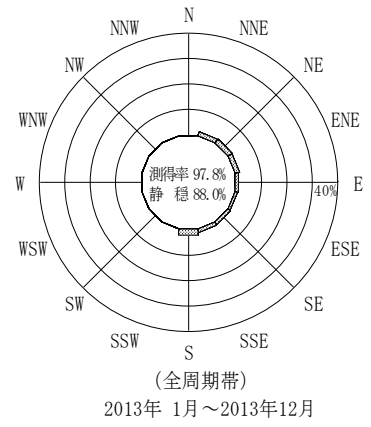
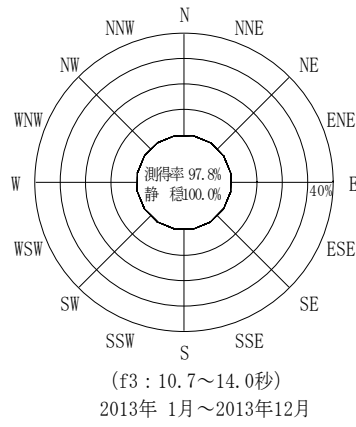
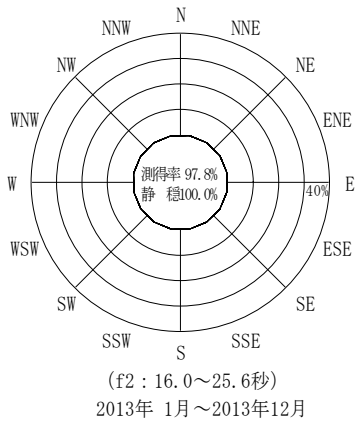
2013年 1月～2013年12月(年) 波向・波高階級別出現頻度表 (f4: 8.0～9.8秒) 観測地点: 鹿児島

| 波高 波向 | NNE | NE | ENE | E | ESE | SE | SSE | S | SSW | SW | WSW | W | WNW | NW | NNW | N | 合計 |
|--------------|-------|-------|-------|-------|-------|-------|-------|-------|-------|-------|-------|-------|-------|-------|-------|-------|-----------------|
| 801～ | | | | | | | | | | | | | | | | | 0 (0.0) |
| 751～800 | | | | | | | | | | | | | | | | | 0 (0.0) |
| 701～750 | | | | | | | | | | | | | | | | | 0 (0.0) |
| 651～700 | | | | | | | | | | | | | | | | | 0 (0.0) |
| 601～650 | | | | | | | | | | | | | | | | | 0 (0.0) |
| 551～600 | | | | | | | | | | | | | | | | | 0 (0.0) |
| 501～550 | | | | | | | | | | | | | | | | | 0 (0.0) |
| 451～500 | | | | | | | | | | | | | | | | | 0 (0.0) |
| 401～450 | | | | | | | | | | | | | | | | | 0 (0.0) |
| 351～400 | | | | | | | | | | | | | | | | | 0 (0.0) |
| 301～350 | | | | | | | | | | | | | | | | | 0 (0.0) |
| 251～300 | | | | | | | | | | | | | | | | | 0 (0.0) |
| 201～250 | | | | | | | | | | | | | | | | | 0 (0.0) |
| 176～200 | | | | | | | | | | | | | | | | | 0 (0.0) |
| 151～175 | | | | | | | | | | | | | | | | | 0 (0.0) |
| 126～150 | | | | | | | | | | | | | | | | | 0 (0.0) |
| 101～125 | | | | | | | | | | | | | | | | | 0 (0.0) |
| 76～100 | | | | | | | | | | | | | | | | | 0 (0.0) |
| 51～75 | | | | | | | | | | | | | | | | | 0 (0.0) |
| 26～50 | | | | | | | | | | | | | | | | | 0 (0.0) |
| 合計 | (0.0) | (0.0) | (0.0) | (0.0) | (0.0) | (0.0) | (0.0) | (0.0) | (0.0) | (0.0) | (0.0) | (0.0) | (0.0) | (0.0) | (0.0) | (0.0) | 0 (0.0) |
| 波高が25cm以下の回数 | | | | | | | | | | | | | | | | | 4282 (100.0) |
| 合計 | | | | | | | | | | | | | | | | | 4282 (100.0) |

付表-A.6.57(d) 鹿児島 f5周期帯領域における波高・波向階級別出現頻度統計

2013年 1月～2013年12月(年) 波向・波高階級別出現頻度表 (f5: 4.3～7.5秒) 観測地点: 鹿児島

| 波高 波向 | NNE | NE | ENE | E | ESE | SE | SSE | S | SSW | SW | WSW | W | WNW | NW | NNW | N | 合計 |
|--------------|-------|-------|-------|-------|-------|------------|-------|-------|-------|-------|-------|-------|-------|-------|-------|-------|-----------------|
| 801～ | | | | | | | | | | | | | | | | | 0 (0.0) |
| 751～800 | | | | | | | | | | | | | | | | | 0 (0.0) |
| 701～750 | | | | | | | | | | | | | | | | | 0 (0.0) |
| 651～700 | | | | | | | | | | | | | | | | | 0 (0.0) |
| 601～650 | | | | | | | | | | | | | | | | | 0 (0.0) |
| 551～600 | | | | | | | | | | | | | | | | | 0 (0.0) |
| 501～550 | | | | | | | | | | | | | | | | | 0 (0.0) |
| 451～500 | | | | | | | | | | | | | | | | | 0 (0.0) |
| 401～450 | | | | | | | | | | | | | | | | | 0 (0.0) |
| 351～400 | | | | | | | | | | | | | | | | | 0 (0.0) |
| 301～350 | | | | | | | | | | | | | | | | | 0 (0.0) |
| 251～300 | | | | | | | | | | | | | | | | | 0 (0.0) |
| 201～250 | | | | | | | | | | | | | | | | | 0 (0.0) |
| 176～200 | | | | | | | | | | | | | | | | | 0 (0.0) |
| 151～175 | | | | | | | | | | | | | | | | | 0 (0.0) |
| 126～150 | | | | | | | | | | | | | | | | | 0 (0.0) |
| 101～125 | | | | | | 1 (0.0) | | | | | | | | | | | 1 (0.0) |
| 76～100 | | | | | | | | | | | | | | | | | 0 (0.0) |
| 51～75 | | | | | | | | | | | | | | | | | 0 (0.0) |
| 26～50 | | | | | (0.1) | (0.1) | | (0.1) | | | | | | | | | 3 (0.1) |
| 合計 | (0.0) | (0.0) | (0.0) | (0.0) | (0.1) | 2 (0.0) | (0.0) | (0.1) | (0.0) | (0.0) | (0.0) | (0.0) | (0.0) | (0.0) | (0.0) | (0.0) | 4 (0.1) |
| 波高が25cm以下の回数 | | | | | | | | | | | | | | | | | 4278 (99.9) |
| 合計 | | | | | | | | | | | | | | | | | 4282 (100.0) |



付図-A.3.57 鹿兒島 波高・波向別出現頻度図 (f2, f3, f4, f5, 全周期帯)