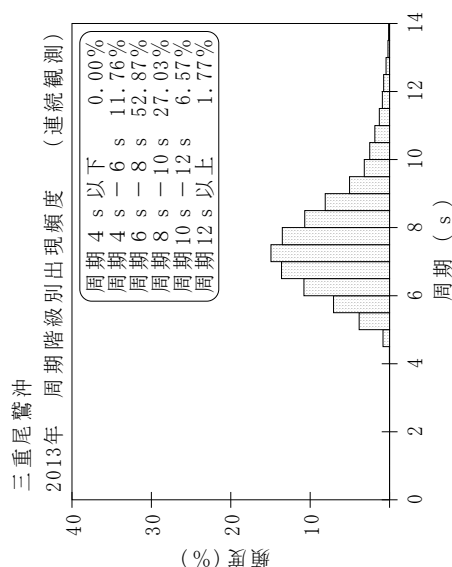
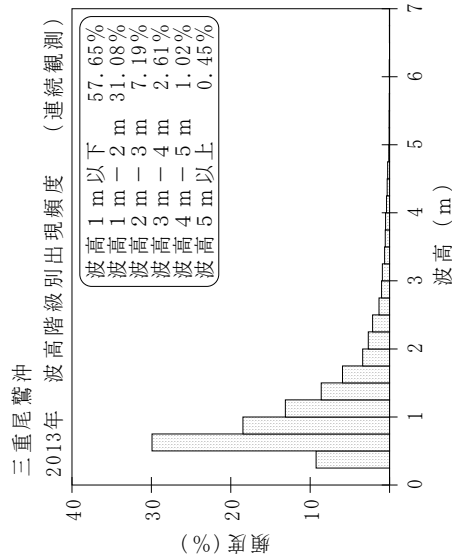
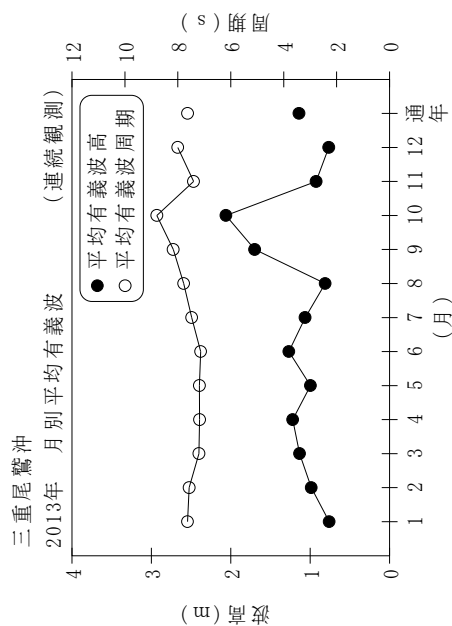


付表-B.1.73 三重尾鷲沖 月別平均および最大有義波 (連続観測)

三重尾鷲沖 2013年

(连续観測)

| 項目 | 月 | | | | | | | | | | | | 年間 | |
|---------|--------------|----------|----------|--------|---------|----------|---------|----------|---------|---------|---------|----------|---------|---------------|
| | 1 | 2 | 3 | 4 | 5 | 6 | 7 | 8 | 9 | 10 | 11 | 12 | | |
| 最大有義波 | H1/3 (m) | 2.67 | 4.19 | 4.48 | 5.59 | 2.42 | 3.91 | 2.79 | 1.96 | 8.98 | 9.59 | 6.84 | 4.49 | 9.59 |
| | T1/3 (s) | 8.2 | 9.3 | 9.0 | 8.3 | 6.9 | 11.0 | 11.4 | 10.5 | 13.4 | 16.5 | 9.6 | 9.1 | 16.5 |
| 対応最高波 | 起時 (日-時:分) | 14-15:40 | 18-15:20 | 19-0:0 | 6-16:20 | 29-12:40 | 12-1:40 | 11-16:40 | 22-0:20 | 16-5:40 | 16-2:40 | 25-17:40 | 10-7:40 | 10/16 2:40 |
| | HMAX (m) | 4.14 | 7.28 | 7.00 | 8.55 | 3.67 | 5.68 | 4.79 | 2.80 | 13.44 | 13.06 | 10.29 | 6.43 | 13.06 |
| 平均有義波 | TMAX (s) | 9.6 | 8.8 | 9.1 | 8.2 | 7.7 | 10.4 | 11.2 | 9.3 | 15.2 | 15.5 | 9.9 | 9.3 | 15.5 |
| | H1/3 平均値 (m) | 0.76 | 0.99 | 1.13 | 1.22 | 1.00 | 1.27 | 1.06 | 0.81 | 1.70 | 2.06 | 0.92 | 0.77 | 1.14 |
| 標準偏差 | 標準偏差 (m) | 0.38 | 0.72 | 0.65 | 0.77 | 0.48 | 0.53 | 0.51 | 0.33 | 1.35 | 1.16 | 0.62 | 0.64 | 0.83 |
| | T1/3 平均値 (s) | 7.6 | 7.6 | 7.2 | 7.2 | 7.2 | 7.1 | 7.5 | 7.8 | 8.2 | 8.8 | 7.4 | 8.0 | 7.6 |
| 測得率 (%) | 標準偏差 (s) | 1.59 | 1.36 | 1.03 | 1.47 | 1.11 | 0.90 | 1.51 | 1.11 | 2.05 | 2.08 | 1.44 | 1.77 | 1.57 |
| | 測得率 (%) | 98.83 | 99.60 | 99.28 | 99.54 | 100.00 | 100.00 | 100.00 | 100.00 | 99.86 | 99.96 | 99.68 | 99.64 | 99.70 |



付図-B.1.73 三重尾鷲沖 波候特性図 (连续観測)