

付表-A. 6. 9(a) 直江津 f2周期帯領域における波高・波向階級別出現頻度統計

2009年 1月～2009年12月(年) 波向・波高階級別出現頻度表 (f2 : 16. 0～25. 6秒) 観測地点 : 直江津

| 波高 | 波向 | NNE | NE | ENE | E | ESE | SE | SSE | S | SSW | SW | WSW | W | WNW | NW | NNW | N | 合計 |
|--------------|----|-------------|-------------|-------------|-------------|-------------|-------------|-------------|-------------|-------------|-------------|-------------|-------------|-------------|--------------|--------------|--------------|-----------------|
| 801～ | | | | | | | | | | | | | | | | | | 0 (0.0) |
| 751～800 | | | | | | | | | | | | | | | | | | 0 (0.0) |
| 701～750 | | | | | | | | | | | | | | | | | | 0 (0.0) |
| 651～700 | | | | | | | | | | | | | | | | | | 0 (0.0) |
| 601～650 | | | | | | | | | | | | | | | | | | 0 (0.0) |
| 551～600 | | | | | | | | | | | | | | | | | | 0 (0.0) |
| 501～550 | | | | | | | | | | | | | | | | | | 0 (0.0) |
| 451～500 | | | | | | | | | | | | | | | | | | 0 (0.0) |
| 401～450 | | | | | | | | | | | | | | | | | | 0 (0.0) |
| 351～400 | | | | | | | | | | | | | | | | | | 0 (0.0) |
| 301～350 | | | | | | | | | | | | | | | | | | 0 (0.0) |
| 251～300 | | | | | | | | | | | | | | | | | | 0 (0.0) |
| 201～250 | | | | | | | | | | | | | | | | | | 0 (0.0) |
| 176～200 | | | | | | | | | | | | | | | | | | 0 (0.0) |
| 151～175 | | | | | | | | | | | | | | | | | | 0 (0.0) |
| 126～150 | | | | | | | | | | | | | | | | | | 0 (0.0) |
| 101～125 | | | | | | | | | | | | | | | | | | 0 (0.0) |
| 76～100 | | | | | | | | | | | | | | | | | 1 (0.0) | 1 (0.0) |
| 51～75 | | | | | | | | | | | | | | | 4 (0.1) | 7 (0.2) | 1 (0.0) | 12 (0.3) |
| 26～50 | | 1 (0.0) | | | | | | | | | | | | 1 (0.0) | 27 (0.6) | 41 (1.0) | 8 (0.2) | 78 (1.8) |
| 合計 | | 1 (0.0) | 0 (0.0) | 0 (0.0) | 0 (0.0) | 0 (0.0) | 0 (0.0) | 0 (0.0) | 0 (0.0) | 0 (0.0) | 0 (0.0) | 0 (0.0) | 0 (0.0) | 1 (0.0) | 31 (0.7) | 48 (1.1) | 10 (0.2) | 91 (2.1) |
| 波高が25cm以下の回数 | | | | | | | | | | | | | | | | | | 4151 (97.9) |
| 合計 | | | | | | | | | | | | | | | | | | 4242 (100.0) |

付表-A. 6. 9(b) 直江津 f3周期帯領域における波高・波向階級別出現頻度統計

2009年 1月～2009年12月(年) 波向・波高階級別出現頻度表 (f3 : 10. 7～14. 0秒) 観測地点 : 直江津

| 波高 | 波向 | NNE | NE | ENE | E | ESE | SE | SSE | S | SSW | SW | WSW | W | WNW | NW | NNW | N | 合計 |
|--------------|----|-------------|-------------|-------------|-------------|-------------|-------------|-------------|-------------|-------------|-------------|-------------|-------------|--------------|---------------|----------------|---------------|-----------------|
| 801～ | | | | | | | | | | | | | | | | | | 0 (0.0) |
| 751～800 | | | | | | | | | | | | | | | | | | 0 (0.0) |
| 701～750 | | | | | | | | | | | | | | | | | | 0 (0.0) |
| 651～700 | | | | | | | | | | | | | | | | | | 0 (0.0) |
| 601～650 | | | | | | | | | | | | | | | | | | 0 (0.0) |
| 551～600 | | | | | | | | | | | | | | | | | | 0 (0.0) |
| 501～550 | | | | | | | | | | | | | | | | | | 0 (0.0) |
| 451～500 | | | | | | | | | | | | | | | | | | 0 (0.0) |
| 401～450 | | | | | | | | | | | | | | | | | | 0 (0.0) |
| 351～400 | | | | | | | | | | | | | | | 4 (0.1) | | | 4 (0.1) |
| 301～350 | | | | | | | | | | | | | | | 4 (0.1) | 1 (0.0) | | 5 (0.1) |
| 251～300 | | | | | | | | | | | | | | | 12 (0.3) | 6 (0.1) | | 18 (0.4) |
| 201～250 | | | | | | | | | | | | | | | 24 (0.6) | 22 (0.5) | 1 (0.0) | 47 (1.1) |
| 176～200 | | | | | | | | | | | | | | | 22 (0.5) | 10 (0.2) | 2 (0.0) | 34 (0.8) |
| 151～175 | | | | | | | | | | | | | | | 19 (0.4) | 17 (0.4) | 3 (0.1) | 39 (0.9) |
| 126～150 | | 1 (0.0) | | | | | | | | | | | | | 30 (0.7) | 48 (1.1) | 4 (0.1) | 83 (2.0) |
| 101～125 | | | | | | | | | | | | | | 1 (0.0) | 46 (0.6) | 10 (1.1) | 10 (0.2) | 81 (1.9) |
| 76～100 | | 1 (0.0) | | | | | | | | | | | | 2 (0.0) | 39 (0.9) | 56 (1.3) | 9 (0.2) | 107 (2.5) |
| 51～75 | | 1 (0.0) | | | | | | | | | | | | 2 (0.0) | 63 (1.5) | 83 (2.0) | 16 (0.4) | 165 (3.9) |
| 26～50 | | 4 (0.1) | | | | | | | | | | | | 5 (0.1) | 97 (2.3) | 157 (3.7) | 57 (1.3) | 320 (7.5) |
| 合計 | | 7 (0.2) | 0 (0.0) | 0 (0.0) | 0 (0.0) | 0 (0.0) | 0 (0.0) | 0 (0.0) | 0 (0.0) | 0 (0.0) | 0 (0.0) | 0 (0.0) | 0 (0.0) | 10 (0.2) | 338 (8.0) | 446 (10.5) | 102 (2.4) | 913 (21.3) |
| 波高が25cm以下の回数 | | | | | | | | | | | | | | | | | | 3339 (78.7) |
| 合計 | | | | | | | | | | | | | | | | | | 4242 (100.0) |

付表-A.6.9(c) 直江津 f4周期帯領域における波高・波向階級別出現頻度統計

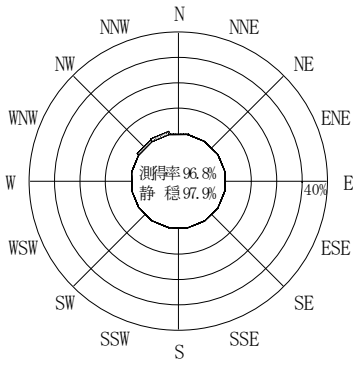
2009年 1月～2009年12月(年) 波向・波高階級別出現頻度表 (f4: 8.0～9.8秒) 観測地点: 直江津

| 波高 | 波向 | NNE | NE | ENE | E | ESE | SE | SSE | S | SSW | SW | WSW | W | WNW | NW | NNW | N | 合計 |
|---------|-------------|------------|------------|------------|------------|------------|------------|------------|------------|------------|------------|------------|------------|-------------|---------------|---------------|--------------|-----------------|
| 801～ | | | | | | | | | | | | | | | | | | 0 (0.0) |
| 751～800 | | | | | | | | | | | | | | | | | | 0 (0.0) |
| 701～750 | | | | | | | | | | | | | | | | | | 0 (0.0) |
| 651～700 | | | | | | | | | | | | | | | | | | 0 (0.0) |
| 601～650 | | | | | | | | | | | | | | | | | | 0 (0.0) |
| 551～600 | | | | | | | | | | | | | | | | | | 0 (0.0) |
| 501～550 | | | | | | | | | | | | | | | | | | 0 (0.0) |
| 451～500 | | | | | | | | | | | | | | | | | | 0 (0.0) |
| 401～450 | | | | | | | | | | | | | | | | | | 0 (0.0) |
| 351～400 | | | | | | | | | | | | | | | | | | 0 (0.0) |
| 301～350 | | | | | | | | | | | | | | | 2 (0.0) | 1 (0.0) | | 3 (0.1) |
| 251～300 | | | | | | | | | | | | | | 1 (0.0) | 19 (0.4) | | 2 (0.0) | 22 (0.5) |
| 201～250 | | | | | | | | | | | | | 3 (0.1) | 4 (0.1) | 38 (0.9) | 18 (0.4) | 2 (0.0) | 65 (1.5) |
| 176～200 | 2 (0.0) | | | | | | | | | | | | | 2 (0.0) | 31 (0.7) | 20 (0.5) | 6 (0.1) | 61 (1.4) |
| 151～175 | 1 (0.0) | | | | | | | | | | | | | 2 (0.0) | 63 (1.5) | 52 (1.2) | 16 (0.4) | 134 (3.2) |
| 126～150 | | | | | | | | | | | | | | 5 (0.1) | 67 (1.6) | 103 (2.4) | 15 (0.4) | 190 (4.5) |
| 101～125 | | | | | | | | | | | | 1 (0.0) | | 5 (0.1) | 81 (1.9) | 130 (3.1) | 17 (0.4) | 234 (5.5) |
| 76～100 | 1 (0.0) | | | | | | | | | | | | 1 (0.0) | 3 (0.1) | 89 (2.1) | 127 (3.0) | 23 (0.5) | 245 (5.8) |
| 51～75 | 2 (0.0) | | | | | | | | | | | | | 6 (0.1) | 96 (2.3) | 166 (3.9) | 46 (1.1) | 316 (7.4) |
| 26～50 | 12 (0.3) | | | | | | | | | | | | 4 (0.1) | 30 (0.7) | 145 (3.4) | 181 (4.3) | 130 (3.1) | 502 (11.8) |
| 合計 | 18 (0.4) | 0 (0.0) | 0 (0.0) | 0 (0.0) | 0 (0.0) | 0 (0.0) | 0 (0.0) | 0 (0.0) | 0 (0.0) | 0 (0.0) | 0 (0.0) | 2 (0.0) | 8 (0.2) | 58 (1.4) | 631 (14.9) | 798 (18.8) | 257 (6.1) | 1772 (41.8) |
| | | | | | | | | | | | | | | | | | 波高が25cm以下の回数 | 2470 (58.2) |
| | | | | | | | | | | | | | | | | | 合計 | 4242 (100.0) |

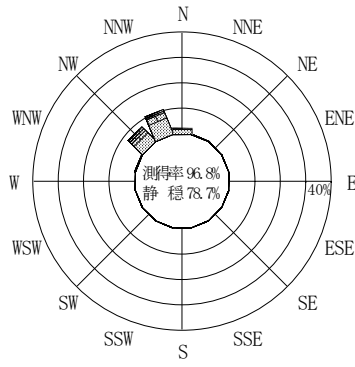
付表-A.6.9(d) 直江津 f5周期帯領域における波高・波向階級別出現頻度統計

2009年 1月～2009年12月(年) 波向・波高階級別出現頻度表 (f5: 4.4～7.5秒) 観測地点: 直江津

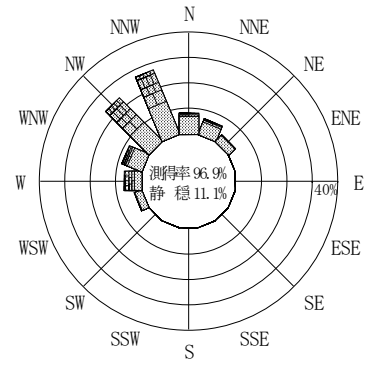
| 波高 | 波向 | NNE | NE | ENE | E | ESE | SE | SSE | S | SSW | SW | WSW | W | WNW | NW | NNW | N | 合計 |
|---------|--------------|------------|------------|------------|------------|------------|------------|------------|------------|------------|-------------|--------------|--------------|--------------|---------------|----------------|---------------|-----------------|
| 801～ | | | | | | | | | | | | | | | | | | 0 (0.0) |
| 751～800 | | | | | | | | | | | | | | | | | | 0 (0.0) |
| 701～750 | | | | | | | | | | | | | | | | | | 0 (0.0) |
| 651～700 | | | | | | | | | | | | | | | | | | 0 (0.0) |
| 601～650 | | | | | | | | | | | | | | | | | | 0 (0.0) |
| 551～600 | | | | | | | | | | | | | | | | | | 0 (0.0) |
| 501～550 | | | | | | | | | | | | | | | | | | 0 (0.0) |
| 451～500 | | | | | | | | | | | | | | | | | | 0 (0.0) |
| 401～450 | | | | | | | | | | | | | | | | | | 0 (0.0) |
| 351～400 | | | | | | | | | | | | | | | | | | 0 (0.0) |
| 301～350 | | | | | | | | | | | | | | | | | | 0 (0.0) |
| 251～300 | | | | | | | | | | | 2 (0.0) | 11 (0.3) | 13 (0.3) | 9 (0.2) | 23 (0.5) | | 2 (0.0) | 60 (1.4) |
| 201～250 | 1 (0.0) | | | | | | | | | | 7 (0.2) | 37 (0.9) | 39 (0.9) | 20 (0.5) | 82 (1.9) | 8 (0.2) | 14 (0.3) | 208 (4.9) |
| 176～200 | 2 (0.0) | | | | | | | | | | 3 (0.1) | 11 (0.3) | 20 (0.5) | 16 (0.4) | 60 (1.4) | 20 (0.5) | 17 (0.4) | 149 (3.5) |
| 151～175 | 3 (0.1) | | | | | | | | | | 5 (0.1) | 15 (0.4) | 16 (0.4) | 25 (0.6) | 57 (1.3) | 29 (0.7) | 17 (0.4) | 167 (3.9) |
| 126～150 | 1 (0.0) | | | | | | | | | | 3 (0.1) | 16 (0.4) | 23 (0.5) | 24 (0.6) | 71 (1.7) | 58 (1.4) | 23 (0.5) | 219 (5.2) |
| 101～125 | 6 (0.1) | | | | | | | | | | 3 (0.1) | 5 (0.1) | 15 (0.4) | 32 (0.8) | 82 (1.9) | 127 (3.0) | 35 (0.8) | 305 (7.2) |
| 76～100 | 8 (0.2) | | | | | | | | | | 4 (0.1) | 7 (0.2) | 10 (0.2) | 25 (0.6) | 99 (2.3) | 232 (5.5) | 63 (1.5) | 448 (10.6) |
| 51～75 | 39 (0.9) | 1 (0.0) | | | | | | | | | 2 (0.0) | 15 (0.4) | 12 (0.3) | 35 (0.8) | 116 (2.7) | 257 (6.1) | 171 (4.0) | 648 (15.3) |
| 26～50 | 63 (1.5) | 8 (0.2) | | | | | | | 1 (0.0) | 2 (0.0) | 2 (0.0) | 5 (0.1) | 13 (0.3) | 71 (1.7) | 236 (5.6) | 313 (7.4) | 248 (5.8) | 962 (22.7) |
| 合計 | 123 (2.9) | 9 (0.2) | 0 (0.0) | 0 (0.0) | 0 (0.0) | 0 (0.0) | 0 (0.0) | 0 (0.0) | 1 (0.0) | 2 (0.0) | 31 (0.7) | 122 (2.9) | 161 (3.8) | 257 (6.1) | 826 (19.5) | 1044 (24.6) | 590 (13.9) | 3166 (74.6) |
| | | | | | | | | | | | | | | | | | 波高が25cm以下の回数 | 1076 (25.4) |
| | | | | | | | | | | | | | | | | | 合計 | 4242 (100.0) |



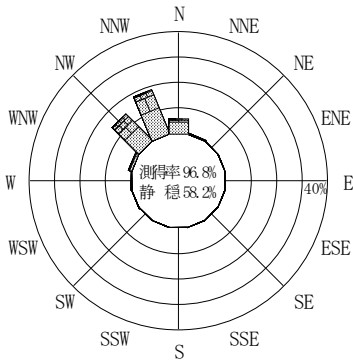
(f2 : 16.0~25.6秒)
2009年 1月~2009年12月



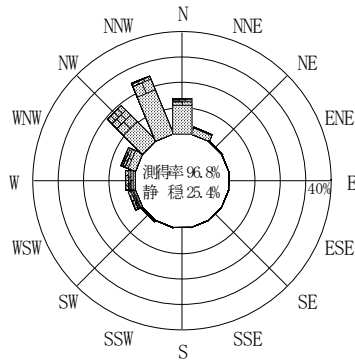
(f3 : 10.7~14.0秒)
2009年 1月~2009年12月



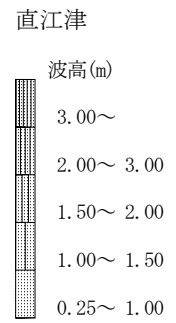
(全周期帯)
2009年 1月~2009年12月



(f4 : 8.0~9.8秒)
2009年 1月~2009年12月



(f5 : 4.4~7.5秒)
2009年 1月~2009年12月



付図-A.3.9 直江津 波高・波向別出現頻度図 (f2, f3, f4, f5, 全周期帯)