

付表-B.6.18(a) 鳥取 f2周期帯領域における波高・波向階級別出現頻度統計（連続観測）

2008年 1月～2008年12月(年) 波向・波高階級別出現頻度表 (f2: 16.0～25.6秒) 観測地点: 鳥取

| 波高 | 波向 | NNE | NE | ENE | E | ESE | SE | SSE | S | SSW | SW | WSW | W | WNW | NW | NNW | N | 合計 | |
|---------|----|--------------|-------------|------------|------------|------------|------------|------------|------------|------------|------------|------------|------------|------------|------------|------------|--------------|--------------|------------------|
| 801～ | | | | | | | | | | | | | | | | | | 0 (0.0) | |
| 751～800 | | | | | | | | | | | | | | | | | | 0 (0.0) | |
| 701～750 | | | | | | | | | | | | | | | | | | 0 (0.0) | |
| 651～700 | | | | | | | | | | | | | | | | | | 0 (0.0) | |
| 601～650 | | | | | | | | | | | | | | | | | | 0 (0.0) | |
| 551～600 | | | | | | | | | | | | | | | | | | 0 (0.0) | |
| 501～550 | | | | | | | | | | | | | | | | | | 0 (0.0) | |
| 451～500 | | | | | | | | | | | | | | | | | | 0 (0.0) | |
| 401～450 | | | | | | | | | | | | | | | | | | 0 (0.0) | |
| 351～400 | | | | | | | | | | | | | | | | | | 0 (0.0) | |
| 301～350 | | | | | | | | | | | | | | | | | | 0 (0.0) | |
| 251～300 | | 4 (0.0) | | | | | | | | | | | | | | | | 4 (0.0) | |
| 201～250 | | 16 (0.1) | 2 (0.0) | | | | | | | | | | | | | | | 18 (0.1) | |
| 176～200 | | 7 (0.1) | 1 (0.0) | | | | | | | | | | | | | | 1 (0.0) | 9 (0.1) | |
| 151～175 | | 9 (0.1) | 1 (0.0) | | | | | | | | | | | | | | 1 (0.0) | 11 (0.1) | |
| 126～150 | | 6 (0.0) | | | | | | | | | | | | | | | 5 (0.0) | 11 (0.1) | |
| 101～125 | | 5 (0.0) | 4 (0.0) | | | | | | | | | | | | | | 7 (0.1) | 16 (0.1) | |
| 76～100 | | 5 (0.0) | 1 (0.0) | | | | | | | | | | | | | | 19 (0.1) | 25 (0.2) | |
| 51～75 | | 9 (0.1) | 1 (0.0) | | | | | | | | | | | | 2 (0.0) | | 25 (0.2) | 37 (0.3) | |
| 26～50 | | 46 (0.3) | 3 (0.0) | | | | | | | | | | | | | 3 (0.0) | 58 (0.4) | 110 (0.8) | |
| 合計 | | 107 (0.8) | 13 (0.1) | 0 (0.0) | 0 (0.0) | 0 (0.0) | 0 (0.0) | 0 (0.0) | 0 (0.0) | 0 (0.0) | 0 (0.0) | 0 (0.0) | 0 (0.0) | 0 (0.0) | 0 (0.0) | 5 (0.0) | 116 (0.8) | 241 (1.7) | |
| (連続観測) | | | | | | | | | | | | | | | | | | 波高が25cm以下の回数 | 13572 (98.3) |
| | | | | | | | | | | | | | | | | | | 合計 | 13813 (100.0) |

付表-B.6.18(b) 鳥取 f3周期帯領域における波高・波向階級別出現頻度統計（連続観測）

2008年 1月～2008年12月(年) 波向・波高階級別出現頻度表 (f3: 10.7～14.0秒) 観測地点: 鳥取

| 波高 | 波向 | NNE | NE | ENE | E | ESE | SE | SSE | S | SSW | SW | WSW | W | WNW | NW | NNW | N | 合計 | |
|---------|----|--------------|------------|------------|------------|------------|------------|------------|------------|------------|------------|------------|------------|------------|-------------|--------------|---------------|----------------|------------------|
| 801～ | | | | | | | | | | | | | | | | | | 0 (0.0) | |
| 751～800 | | | | | | | | | | | | | | | | | | 0 (0.0) | |
| 701～750 | | | | | | | | | | | | | | | | | | 0 (0.0) | |
| 651～700 | | | | | | | | | | | | | | | | | | 0 (0.0) | |
| 601～650 | | | | | | | | | | | | | | | | | | 0 (0.0) | |
| 551～600 | | | | | | | | | | | | | | | | | | 0 (0.0) | |
| 501～550 | | | | | | | | | | | | | | | | | | 0 (0.0) | |
| 451～500 | | | | | | | | | | | | | | | | | 2 (0.0) | 2 (0.0) | |
| 401～450 | | 2 (0.0) | | | | | | | | | | | | | | | 12 (0.1) | 14 (0.1) | |
| 351～400 | | 5 (0.0) | | | | | | | | | | | | | 1 (0.0) | | 31 (0.2) | 37 (0.3) | |
| 301～350 | | 15 (0.1) | | | | | | | | | | | | | 1 (0.0) | | 35 (0.3) | 51 (0.4) | |
| 251～300 | | 17 (0.1) | | | | | | | | | | | | | 2 (0.0) | | 34 (0.2) | 53 (0.4) | |
| 201～250 | | 32 (0.2) | 1 (0.0) | | | | | | | | | | | | 3 (0.0) | | 97 (0.7) | 133 (1.0) | |
| 176～200 | | 9 (0.1) | | | | | | | | | | | | | 5 (0.0) | | 59 (0.4) | 73 (0.5) | |
| 151～175 | | 17 (0.1) | 1 (0.0) | | | | | | | | | | | | 1 (0.0) | 6 (0.0) | 51 (0.4) | 76 (0.6) | |
| 126～150 | | 15 (0.1) | | | | | | | | | | | | | 19 (0.1) | | 60 (0.4) | 94 (0.7) | |
| 101～125 | | 46 (0.3) | | | | | | | | | | | | | 1 (0.0) | 15 (0.1) | 77 (0.6) | 139 (1.0) | |
| 76～100 | | 68 (0.5) | 2 (0.0) | | | | | | | | | | | | 6 (0.0) | 19 (0.1) | 111 (0.8) | 206 (1.5) | |
| 51～75 | | 139 (1.0) | | | | | | | | | | | | | 14 (0.1) | 39 (0.3) | 262 (1.9) | 454 (3.3) | |
| 26～50 | | 200 (1.4) | 3 (0.0) | | | | | | | | | | | 7 (0.1) | 18 (0.1) | 169 (1.2) | 504 (3.6) | 901 (6.5) | |
| 合計 | | 565 (4.1) | 7 (0.1) | 0 (0.0) | 0 (0.0) | 0 (0.0) | 0 (0.0) | 0 (0.0) | 0 (0.0) | 0 (0.0) | 0 (0.0) | 0 (0.0) | 0 (0.0) | 7 (0.1) | 40 (0.3) | 279 (2.0) | 1335 (9.7) | 2233 (16.2) | |
| (連続観測) | | | | | | | | | | | | | | | | | | 波高が25cm以下の回数 | 11580 (83.8) |
| | | | | | | | | | | | | | | | | | | 合計 | 13813 (100.0) |

付表-B.6.18(c) 鳥取 f4周期帯領域における波高・波向階級別出現頻度統計（連続観測）

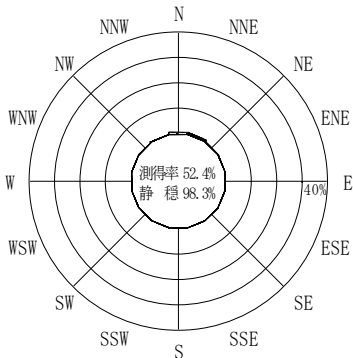
2008年 1月～2008年12月(年) 波向・波高階級別出現頻度表 (f4: 8.0～9.8秒) 観測地点: 鳥取

| 波高 | 波向 | NNE | NE | ENE | E | ESE | SE | SSE | S | SSW | SW | WSW | W | WNW | NW | NNW | N | 合計 | |
|---------|----|----------------|--------------|------------|------------|------------|------------|------------|------------|------------|------------|------------|------------|--------------|--------------|---------------|----------------|------------------|----------------|
| 801～ | | | | | | | | | | | | | | | | | | 0 (0.0) | |
| 751～800 | | | | | | | | | | | | | | | | | | 0 (0.0) | |
| 701～750 | | | | | | | | | | | | | | | | | | 0 (0.0) | |
| 651～700 | | | | | | | | | | | | | | | | | | 0 (0.0) | |
| 601～650 | | | | | | | | | | | | | | | | | | 0 (0.0) | |
| 551～600 | | | | | | | | | | | | | | | | | | 0 (0.0) | |
| 501～550 | | | | | | | | | | | | | | | | | | 0 (0.0) | |
| 451～500 | | | | | | | | | | | | | | | | | | 0 (0.0) | |
| 401～450 | | | | | | | | | | | | | | | | | | 0 (0.0) | |
| 351～400 | | | | | | | | | | | | | | | | | | 0 (0.0) | |
| 301～350 | | 5 (0.0) | | | | | | | | | | | | | | 2 (0.0) | | 7 (0.1) | |
| 251～300 | | 17 (0.1) | | | | | | | | | | | | | 5 (0.0) | 21 (0.2) | 34 (0.2) | 77 (0.6) | |
| 201～250 | | 29 (0.2) | 1 (0.0) | | | | | | | | | | | 2 (0.0) | 22 (0.2) | 55 (0.4) | 140 (1.0) | 249 (1.8) | |
| 176～200 | | 29 (0.2) | | | | | | | | | | | | 6 (0.0) | 8 (0.1) | 77 (0.6) | 221 (1.6) | 341 (2.5) | |
| 151～175 | | 30 (0.2) | | | | | | | | | | | | 4 (0.0) | 2 (0.0) | 75 (0.5) | 331 (2.4) | 442 (3.2) | |
| 126～150 | | 38 (0.3) | | | | | | | | | | | | 10 (0.1) | 9 (0.1) | 72 (0.5) | 382 (2.8) | 511 (3.7) | |
| 101～125 | | 161 (1.2) | 9 (0.1) | | | | | | | | | | | 14 (0.1) | 15 (0.1) | 97 (0.7) | 396 (2.9) | 692 (5.0) | |
| 76～100 | | 243 (1.8) | 24 (0.2) | | | | | | | | | | | 30 (0.2) | 26 (0.2) | 171 (1.2) | 420 (3.0) | 914 (6.6) | |
| 51～75 | | 350 (2.5) | 35 (0.3) | | | | | | | | | | | 28 (0.2) | 51 (0.4) | 225 (1.6) | 638 (4.6) | 1327 (9.6) | |
| 26～50 | | 662 (4.8) | 118 (0.9) | | | | | | | | | | | 1 (0.0) | 55 (0.4) | 128 (0.9) | 297 (2.2) | 668 (4.8) | 1929 (14.0) |
| 合計 | | 1564 (11.3) | 187 (1.4) | 0 (0.0) | 0 (0.0) | 0 (0.0) | 0 (0.0) | 0 (0.0) | 0 (0.0) | 0 (0.0) | 0 (0.0) | 0 (0.0) | 1 (0.0) | 149 (1.1) | 266 (1.9) | 1092 (7.9) | 3230 (23.4) | 6489 (47.0) | |
| (連続観測) | | | | | | | | | | | | | | | | | 波高が25cm以下の回数 | 7324 (53.0) | |
| | | | | | | | | | | | | | | | | | 合計 | 13813 (100.0) | |

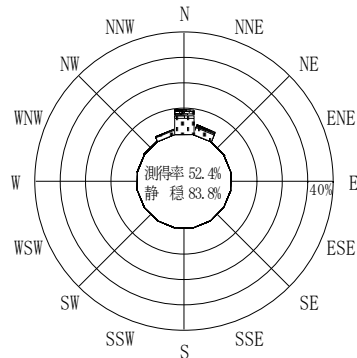
付表-B.6.18(d) 鳥取 f5周期帯領域における波高・波向階級別出現頻度統計（連続観測）

2008年 1月～2008年12月(年) 波向・波高階級別出現頻度表 (f5: 4.3～7.5秒) 観測地点: 鳥取

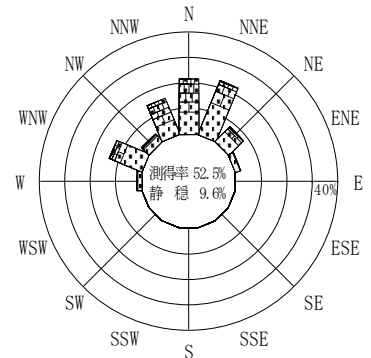
| 波高 | 波向 | NNE | NE | ENE | E | ESE | SE | SSE | S | SSW | SW | WSW | W | WNW | NW | NNW | N | 合計 |
|---------|----|----------------|--------------|------------|------------|------------|------------|------------|------------|------------|------------|------------|-------------|---------------|---------------|----------------|----------------|------------------|
| 801～ | | | | | | | | | | | | | | | | | | 0 (0.0) |
| 751～800 | | | | | | | | | | | | | | | | | | 0 (0.0) |
| 701～750 | | | | | | | | | | | | | | | | | | 0 (0.0) |
| 651～700 | | | | | | | | | | | | | | | | | | 0 (0.0) |
| 601～650 | | | | | | | | | | | | | | | | | | 0 (0.0) |
| 551～600 | | | | | | | | | | | | | | | | | | 0 (0.0) |
| 501～550 | | | | | | | | | | | | | | | | | | 0 (0.0) |
| 451～500 | | | | | | | | | | | | | | | | | | 0 (0.0) |
| 401～450 | | | | | | | | | | | | | | | | | | 0 (0.0) |
| 351～400 | | | | | | | | | | | | | | | | | | 0 (0.0) |
| 301～350 | | | | | | | | | | | | | | | | | | 0 (0.0) |
| 251～300 | | | 1 (0.0) | | | | | | | | | | | | 7 (0.1) | 21 (0.2) | 35 (0.3) | 75 (0.5) |
| 201～250 | | 47 (0.3) | 19 (0.1) | | | | | | | | | | | | 18 (0.1) | 101 (0.7) | 137 (1.0) | 440 (3.2) |
| 176～200 | | 53 (0.4) | 5 (0.0) | | | | | | | | | | | | 29 (0.2) | 109 (0.8) | 146 (1.1) | 513 (3.7) |
| 151～175 | | 109 (0.8) | 20 (0.1) | | | | | | | | | | | | 41 (0.3) | 94 (0.7) | 321 (2.3) | 804 (5.8) |
| 126～150 | | 344 (2.5) | 46 (0.3) | | | | | | | | | | | | 61 (0.4) | 99 (0.7) | 428 (3.1) | 1216 (8.8) |
| 101～125 | | 309 (2.2) | 60 (0.4) | | | | | | | | | | | | 104 (0.8) | 125 (0.9) | 461 (3.3) | 1255 (9.1) |
| 76～100 | | 436 (3.2) | 73 (0.5) | | | | | | | | | | | | 1 (0.0) | 136 (1.0) | 612 (4.4) | 1635 (11.8) |
| 51～75 | | 890 (6.4) | 193 (1.4) | | | | | | | | | | | | 15 (0.1) | 258 (1.9) | 722 (5.2) | 2822 (20.4) |
| 26～50 | | 572 (4.1) | 195 (1.4) | 5 (0.0) | | 1 (0.0) | | | | | | | | | 23 (0.2) | 477 (3.5) | 478 (3.5) | 2315 (16.8) |
| 合計 | | 2760 (20.0) | 612 (4.4) | 5 (0.0) | 0 (0.0) | 1 (0.0) | 0 (0.0) | 0 (0.0) | 0 (0.0) | 0 (0.0) | 0 (0.0) | 0 (0.0) | 39 (0.3) | 1131 (8.2) | 1365 (9.9) | 1840 (13.3) | 3322 (24.0) | 11075 (80.2) |
| (連続観測) | | | | | | | | | | | | | | | | | 波高が25cm以下の回数 | 2738 (19.8) |
| | | | | | | | | | | | | | | | | | 合計 | 13813 (100.0) |



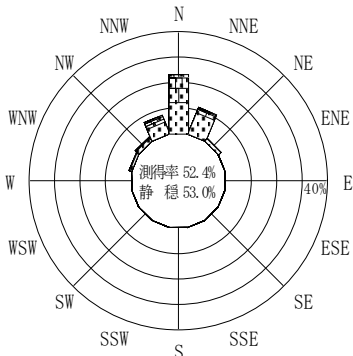
(f2 : 16.0~25.6秒)
2008年 1月~2008年12月



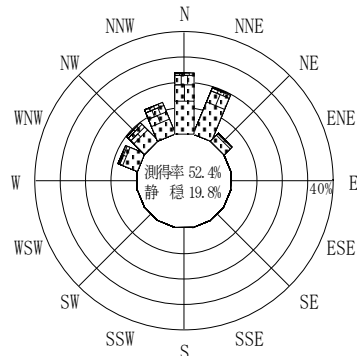
(f3 : 10.7~14.0秒)
2008年 1月~2008年12月



(全周期帯)
2008年 1月~2008年12月



(f4 : 8.0~9.8秒)
2008年 1月~2008年12月



(f5 : 4.3~7.5秒)
2008年 1月~2008年12月

鳥取



(連続観測)

付図-B. 3. 18 鳥取 波高・波向別出現頻度図 (連続観測, f2, f3, f4, f5, 全周期帯)