

付表-B.5.30(a) 苫小牧 f2周期帯領域における波高・波向階級別出現頻度統計 (連続観測)

2007年 1月～2007年12月(年) 波向・波高階級別出現頻度表 (f2: 16.0～25.6秒) 観測地点: 苫小牧

| 波高 波向 | NNE | NE | ENE | E | ESE | SE | SSE | S | SSW | SW | WSW | W | WNW | NW | NNW | N | 合計 | |
|---------|------------|------------|------------|------------|------------|--------------|--------------|-------------|------------|------------|------------|------------|------------|------------|------------|------------|---------------|------------------|
| 801～ | | | | | | | | | | | | | | | | | 0 (0.0) | |
| 751～800 | | | | | | | | | | | | | | | | | 0 (0.0) | |
| 701～750 | | | | | | | | | | | | | | | | | 0 (0.0) | |
| 651～700 | | | | | | | | | | | | | | | | | 0 (0.0) | |
| 601～650 | | | | | | | | | | | | | | | | | 0 (0.0) | |
| 551～600 | | | | | | | | | | | | | | | | | 0 (0.0) | |
| 501～550 | | | | | | | | | | | | | | | | | 0 (0.0) | |
| 451～500 | | | | | | | | | | | | | | | | | 0 (0.0) | |
| 401～450 | | | | | | | | | | | | | | | | | 0 (0.0) | |
| 351～400 | | | | | | | | | | | | | | | | | 0 (0.0) | |
| 301～350 | | | | | | | | | | | | | | | | | 0 (0.0) | |
| 251～300 | | | | | | | | | | | | | | | | | 0 (0.0) | |
| 201～250 | | | | | | | | | | | | | | | | | 0 (0.0) | |
| 176～200 | | | | | | | | | | | | | | | | | 0 (0.0) | |
| 151～175 | | | | | | | | | | | | | | | | | 0 (0.0) | |
| 126～150 | | | | | | | 2 (0.0) | | | | | | | | | | 2 (0.0) | |
| 101～125 | | | | | | | 5 (0.0) | | | | | | | | | | 5 (0.0) | |
| 76～100 | | | | | | | 10 (0.0) | | | | | | | | | | 10 (0.0) | |
| 51～75 | | | | | | 4 (0.0) | 45 (0.2) | 3 (0.0) | | | | | | | | | 52 (2.2) | |
| 26～50 | 1 (0.0) | 1 (0.0) | 2 (0.0) | 2 (0.0) | 1 (0.0) | 112 (0.5) | 365 (1.7) | 27 (0.1) | 5 (0.0) | | | 1 (0.0) | | | | | 517 (21.5) | |
| 合計 | 1 (0.0) | 1 (0.0) | 2 (0.0) | 2 (0.0) | 1 (0.0) | 116 (0.6) | 427 (2.0) | 30 (0.1) | 5 (0.0) | 0 (0.0) | 0 (0.0) | 1 (0.0) | 0 (0.0) | 0 (0.0) | 0 (0.0) | 0 (0.0) | 586 (23.8) | |
| (連続観測) | | | | | | | | | | | | | | | | | 波高が25cm以下の回数 | 20486 (97.2) |
| | | | | | | | | | | | | | | | | | 合計 | 21072 (100.0) |

付表-B.5.30(b) 苫小牧 f3周期帯領域における波高・波向階級別出現頻度統計 (連続観測)

2007年 1月～2007年12月(年) 波向・波高階級別出現頻度表 (f3: 10.7～14.0秒) 観測地点: 苫小牧

| 波高 波向 | NNE | NE | ENE | E | ESE | SE | SSE | S | SSW | SW | WSW | W | WNW | NW | NNW | N | 合計 | |
|---------|------------|------------|------------|------------|-------------|----------------|----------------|--------------|------------|------------|------------|------------|------------|------------|------------|------------|----------------|------------------|
| 801～ | | | | | | | | | | | | | | | | | 0 (0.0) | |
| 751～800 | | | | | | | | | | | | | | | | | 0 (0.0) | |
| 701～750 | | | | | | | | | | | | | | | | | 0 (0.0) | |
| 651～700 | | | | | | | | | | | | | | | | | 0 (0.0) | |
| 601～650 | | | | | | | | | | | | | | | | | 0 (0.0) | |
| 551～600 | | | | | | | | | | | | | | | | | 0 (0.0) | |
| 501～550 | | | | | | | | | | | | | | | | | 0 (0.0) | |
| 451～500 | | | | | | | | | | | | | | | | | 0 (0.0) | |
| 401～450 | | | | | | | | | | | | | | | | | 0 (0.0) | |
| 351～400 | | | | | | | | | | | | | | | | | 0 (0.0) | |
| 301～350 | | | | | | | | | | | | | | | | | 0 (0.0) | |
| 251～300 | | | | | | | 10 (0.0) | | | | | | | | | | 10 (0.0) | |
| 201～250 | | | | | | 3 (0.0) | 32 (0.2) | | | | | | | | | | 35 (0.2) | |
| 176～200 | | | | | | 22 (0.1) | 56 (0.3) | | | | | | | | | | 78 (0.4) | |
| 151～175 | | | | | | 36 (0.2) | 99 (0.5) | | | | | | | | | | 135 (0.6) | |
| 126～150 | | | | | | 52 (0.2) | 91 (0.4) | | | | | | | | | | 143 (0.7) | |
| 101～125 | | | | | | 87 (0.4) | 252 (1.2) | 2 (0.0) | | | | | | | | | 341 (1.6) | |
| 76～100 | | | | | | 183 (0.9) | 586 (2.8) | 6 (0.0) | | | | | | | | | 775 (3.7) | |
| 51～75 | | | | | 1 (0.0) | 563 (2.7) | 916 (4.3) | 9 (0.0) | | | | | | | | | 1489 (7.1) | |
| 26～50 | | | | | 41 (0.2) | 2414 (11.5) | 2446 (11.6) | 93 (0.4) | | | | | | | | | 4994 (23.7) | |
| 合計 | 0 (0.0) | 0 (0.0) | 0 (0.0) | 0 (0.0) | 42 (0.2) | 3360 (15.9) | 4488 (21.3) | 110 (0.5) | 0 (0.0) | 0 (0.0) | 0 (0.0) | 0 (0.0) | 0 (0.0) | 0 (0.0) | 0 (0.0) | 0 (0.0) | 8000 (38.0) | |
| (連続観測) | | | | | | | | | | | | | | | | | 波高が25cm以下の回数 | 13072 (62.0) |
| | | | | | | | | | | | | | | | | | 合計 | 21072 (100.0) |

付表-B.5.30(c) 苫小牧 f4周期帯領域における波高・波向階級別出現頻度統計 (連続観測)

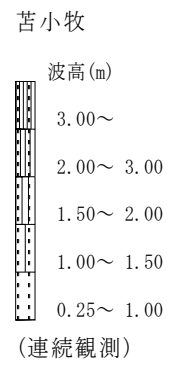
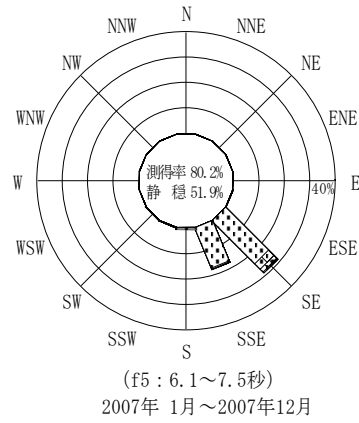
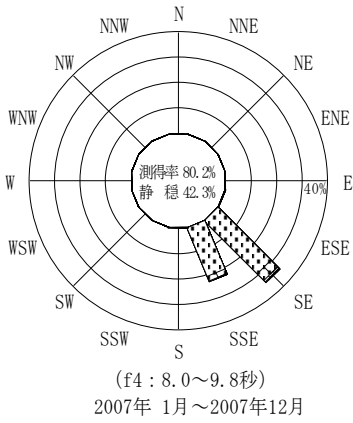
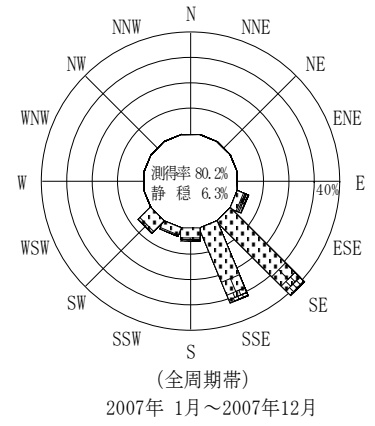
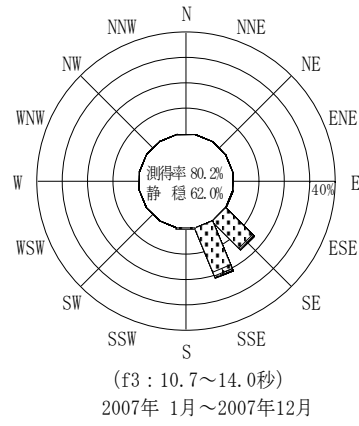
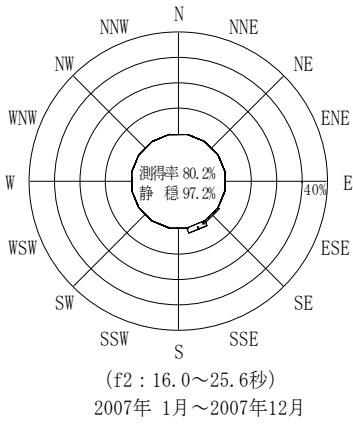
2007年 1月～2007年12月(年) 波向・波高階級別出現頻度表 (f4: 8.0～9.8秒) 観測地点: 苫小牧

| 波高 波向 | NNE | NE | ENE | E | ESE | SE | SSE | S | SSW | SW | WSW | W | WNW | NW | NNW | N | 合計 | |
|---------|------------|------------|------------|------------|-------------|----------------|----------------|-------------|------------|------------|------------|------------|------------|------------|------------|------------|-----------------|------------------|
| 801～ | | | | | | | | | | | | | | | | | 0 (0.0) | |
| 751～800 | | | | | | | | | | | | | | | | | 0 (0.0) | |
| 701～750 | | | | | | | | | | | | | | | | | 0 (0.0) | |
| 651～700 | | | | | | | | | | | | | | | | | 0 (0.0) | |
| 601～650 | | | | | | | | | | | | | | | | | 0 (0.0) | |
| 551～600 | | | | | | | | | | | | | | | | | 0 (0.0) | |
| 501～550 | | | | | | | | | | | | | | | | | 0 (0.0) | |
| 451～500 | | | | | | | | | | | | | | | | | 0 (0.0) | |
| 401～450 | | | | | | | | | | | | | | | | | 0 (0.0) | |
| 351～400 | | | | | | 15 (0.1) | 3 (0.0) | | | | | | | | | | 18 (0.1) | |
| 301～350 | | | | | | 20 (0.1) | | | | | | | | | | | 20 (0.1) | |
| 251～300 | | | | | | 33 (0.2) | | | | | | | | | | | 33 (0.2) | |
| 201～250 | | | | | | 23 (0.1) | 9 (0.0) | 3 (0.0) | | | | | | | | | 35 (0.2) | |
| 176～200 | | | | | | 30 (0.1) | 6 (0.0) | 2 (0.0) | | | | | | | | | 38 (0.2) | |
| 151～175 | | | | | | 128 (0.6) | 40 (0.2) | 1 (0.0) | | | | | | | | | 169 (0.8) | |
| 126～150 | | | | | | 304 (1.4) | 130 (0.6) | | | | | | | | | | 434 (2.1) | |
| 101～125 | | | | | | 473 (2.2) | 273 (1.3) | 1 (0.0) | | | | | | | | | 747 (3.5) | |
| 76～100 | | | | | | 613 (2.9) | 503 (2.4) | | | | | | | | | | 1116 (5.3) | |
| 51～75 | | | | | 12 (0.1) | 1344 (6.4) | 1141 (5.4) | 8 (0.0) | | | | | | | | | 2505 (11.9) | |
| 26～50 | | | | | 28 (0.1) | 4264 (20.2) | 2734 (13.0) | 13 (0.1) | | | | | | | | | 7039 (33.4) | |
| 合計 | 0 (0.0) | 0 (0.0) | 0 (0.0) | 0 (0.0) | 40 (0.2) | 7247 (34.4) | 4839 (23.0) | 28 (0.1) | 0 (0.0) | 0 (0.0) | 0 (0.0) | 0 (0.0) | 0 (0.0) | 0 (0.0) | 0 (0.0) | 0 (0.0) | 12154 (57.7) | |
| (連続観測) | | | | | | | | | | | | | | | | | 波高が25cm以下の回数 | 8918 (42.3) |
| | | | | | | | | | | | | | | | | | 合計 | 21072 (100.0) |

付表-B.5.30(d) 苫小牧 f5周期帯領域における波高・波向階級別出現頻度統計 (連続観測)

2007年 1月～2007年12月(年) 波向・波高階級別出現頻度表 (f5: 6.1～7.5秒) 観測地点: 苫小牧

| 波高 波向 | NNE | NE | ENE | E | ESE | SE | SSE | S | SSW | SW | WSW | W | WNW | NW | NNW | N | 合計 | |
|---------|------------|------------|------------|------------|-------------|----------------|----------------|--------------|-------------|-------------|------------|------------|------------|------------|------------|------------|-----------------|------------------|
| 801～ | | | | | | | | | | | | | | | | | 0 (0.0) | |
| 751～800 | | | | | | | | | | | | | | | | | 0 (0.0) | |
| 701～750 | | | | | | | | | | | | | | | | | 0 (0.0) | |
| 651～700 | | | | | | | | | | | | | | | | | 0 (0.0) | |
| 601～650 | | | | | | | | | | | | | | | | | 0 (0.0) | |
| 551～600 | | | | | | | | | | | | | | | | | 0 (0.0) | |
| 501～550 | | | | | | | | | | | | | | | | | 0 (0.0) | |
| 451～500 | | | | | | | | | | | | | | | | | 0 (0.0) | |
| 401～450 | | | | | | | | | | | | | | | | | 0 (0.0) | |
| 351～400 | | | | | | | | | | | | | | | | | 0 (0.0) | |
| 301～350 | | | | | | | | | | | | | | | | | 0 (0.0) | |
| 251～300 | | | | | | 2 (0.0) | | | | | | | | | | | 2 (0.0) | |
| 201～250 | | | | | | 94 (0.4) | | 7 (0.0) | | | | | | | | | 101 (0.5) | |
| 176～200 | | | | | | 148 (0.7) | 7 (0.0) | 7 (0.0) | | | | | | | | | 162 (0.8) | |
| 151～175 | | | | | | 184 (0.9) | 20 (0.1) | 9 (0.0) | | | | | | | | | 213 (1.0) | |
| 126～150 | | | | | 2 (0.0) | 273 (1.3) | 32 (0.2) | 6 (0.0) | | | | | | | | | 313 (1.5) | |
| 101～125 | | | | | 4 (0.0) | 347 (1.6) | 65 (0.3) | 3 (0.0) | | | | | | | | | 419 (2.0) | |
| 76～100 | | | | | 5 (0.0) | 680 (3.2) | 181 (0.9) | 1 (0.0) | | | | | | | | | 867 (4.1) | |
| 51～75 | | | | | 3 (0.0) | 1379 (6.5) | 649 (3.1) | 6 (0.0) | 1 (0.0) | 12 (0.1) | | | | | | | 2050 (9.7) | |
| 26～50 | | | | | 11 (0.1) | 2992 (14.2) | 2804 (13.3) | 127 (0.6) | 58 (0.3) | 23 (0.1) | | | | | | | 6015 (28.5) | |
| 合計 | 0 (0.0) | 0 (0.0) | 0 (0.0) | 0 (0.0) | 25 (0.1) | 6099 (28.9) | 3758 (17.8) | 166 (0.8) | 59 (0.3) | 35 (0.2) | 0 (0.0) | 0 (0.0) | 0 (0.0) | 0 (0.0) | 0 (0.0) | 0 (0.0) | 10142 (48.1) | |
| (連続観測) | | | | | | | | | | | | | | | | | 波高が25cm以下の回数 | 10930 (51.9) |
| | | | | | | | | | | | | | | | | | 合計 | 21072 (100.0) |



付図-B. 4. 30 苦小牧 波高・波向別出現頻度図(連続観測, f2, f3, f4, f5, 全周期帯)