

付表-A. 5. 39(a) 小名浜 f2周期帯領域における波高・波向階級別出現頻度統計

2007年 1月～2007年12月(年) 波向・波高階級別出現頻度表 (f2 : 16. 0～25. 6秒) 観測地点 : 小名浜

| 波高 | 波向 | NNE | NE | ENE | E | ESE | SE | SSE | S | SSW | SW | WSW | W | WNW | NW | NNW | N | 合計 | |
|---------|----|-------------|-------------|--------------|---------------|---------------|---------------|--------------|-------------|-------------|-------------|-------------|-------------|-------------|-------------|-------------|-------------|----------------|-----------------|
| 801～ | | | | | | | | | | | | | | | | | | 0 (0.0) | |
| 751～800 | | | | | | | | | | | | | | | | | | 0 (0.0) | |
| 701～750 | | | | | | | | | | | | | | | | | | 0 (0.0) | |
| 651～700 | | | | | | | | | | | | | | | | | | 0 (0.0) | |
| 601～650 | | | | | | | | | | | | | | | | | | 0 (0.0) | |
| 551～600 | | | | | | | | | | | | | | | | | | 0 (0.0) | |
| 501～550 | | | | | | | | | | | | | | | | | | 0 (0.0) | |
| 451～500 | | | | | | | | | | | | | | | | | | 0 (0.0) | |
| 401～450 | | | | | | | | | | | | | | | | | | 0 (0.0) | |
| 351～400 | | | | 1 (0.0) | | 1 (0.0) | | | | | | | | | | | | 2 (0.0) | |
| 301～350 | | | | 1 (0.0) | 1 (0.0) | 1 (0.0) | | | | | | | | | | | | 3 (0.1) | |
| 251～300 | | | | 1 (0.0) | | | | | | | | | | | | | | 1 (0.0) | |
| 201～250 | | | | 1 (0.0) | 7 (0.2) | 5 (0.1) | | 1 (0.0) | | | | | | | | | | 14 (0.3) | |
| 176～200 | | | | | 2 (0.0) | 6 (0.1) | 1 (0.0) | | | | | | | | | | | 9 (0.2) | |
| 151～175 | | | | | 7 (0.2) | 10 (0.2) | | | | | | | | | | | | 17 (0.4) | |
| 126～150 | | | | | | 18 (0.4) | 2 (0.0) | | | | | | | | | | | 20 (0.5) | |
| 101～125 | | | | | 1 (0.0) | 13 (0.3) | | 1 (0.0) | | | | | | | | | | 15 (0.4) | |
| 76～100 | | | | | 1 (0.0) | 20 (0.5) | 4 (0.1) | 1 (0.0) | | | | | | | | | | 26 (0.6) | |
| 51～75 | | | 1 (0.0) | 21 (0.5) | 46 (1.1) | 11 (0.3) | 9 (0.2) | | | | | | | | | | | 88 (2.1) | |
| 26～50 | | | 4 (0.1) | 94 (2.3) | 175 (4.2) | 82 (2.0) | 52 (1.3) | 5 (0.1) | | | | | | | | | | 412 (9.9) | |
| 合計 | | 0 (0.0) | 0 (0.0) | 8 (0.2) | 135 (3.3) | 295 (7.1) | 100 (2.4) | 64 (1.5) | 5 (0.1) | 0 (0.0) | 0 (0.0) | 0 (0.0) | 0 (0.0) | 0 (0.0) | 0 (0.0) | 0 (0.0) | 0 (0.0) | 607 (14.6) | |
| | | | | | | | | | | | | | | | | | | 波高が25cm以下の回数 | 3542 (85.4) |
| | | | | | | | | | | | | | | | | | | 合計 | 4149 (100.0) |

付表-A. 5. 39(b) 小名浜 f3周期帯領域における波高・波向階級別出現頻度統計

2007年 1月～2007年12月(年) 波向・波高階級別出現頻度表 (f3 : 10. 7～14. 0秒) 観測地点 : 小名浜

| 波高 | 波向 | NNE | NE | ENE | E | ESE | SE | SSE | S | SSW | SW | WSW | W | WNW | NW | NNW | N | 合計 | |
|---------|----|-------------|-------------|--------------|----------------|-----------------|-----------------|---------------|-------------|-------------|-------------|-------------|-------------|-------------|-------------|-------------|-------------|-----------------|-----------------|
| 801～ | | | | | | | | | | | | | | | | | | 0 (0.0) | |
| 751～800 | | | | | | | | | | | | | | | | | | 0 (0.0) | |
| 701～750 | | | | | | | | | | | | | | | | | | 0 (0.0) | |
| 651～700 | | | | | | | | | | | | | | | | | | 0 (0.0) | |
| 601～650 | | | | | | | | | | | | | | | | | | 0 (0.0) | |
| 551～600 | | | | | | | | | | | | | | | | | | 0 (0.0) | |
| 501～550 | | | | | | | | | | | | | | | | | | 0 (0.0) | |
| 451～500 | | | | | | | | | | | | | | | | | | 0 (0.0) | |
| 401～450 | | | | | | | | | | | | | | | | | | 0 (0.0) | |
| 351～400 | | | | | 1 (0.0) | | 1 (0.0) | | | | | | | | | | | 2 (0.0) | |
| 301～350 | | | | 3 (0.1) | 2 (0.0) | 5 (0.1) | 1 (0.0) | | | | | | | | | | | 11 (0.3) | |
| 251～300 | | | | 3 (0.1) | 14 (0.3) | 17 (0.4) | 4 (0.1) | 1 (0.0) | | | | | | | | | | 39 (0.9) | |
| 201～250 | | | | 6 (0.1) | 34 (0.8) | 30 (0.7) | 12 (0.3) | 7 (0.2) | 2 (0.0) | | | | | | | | | 91 (2.2) | |
| 176～200 | | | | 1 (0.0) | 18 (0.4) | 20 (0.5) | 7 (0.2) | 3 (0.1) | | | | | | | | | | 49 (1.2) | |
| 151～175 | | | | 1 (0.0) | 18 (0.4) | 18 (0.4) | 22 (0.5) | 13 (0.3) | 1 (0.0) | | | | | | | | | 73 (1.8) | |
| 126～150 | | | | 9 (0.2) | 28 (0.7) | 23 (0.6) | 21 (0.5) | 18 (0.4) | | | | | | | | | | 99 (2.4) | |
| 101～125 | | | 2 (0.0) | 11 (0.3) | 60 (1.4) | 59 (1.4) | 43 (1.0) | 19 (0.5) | | | | | | | | | | 194 (4.7) | |
| 76～100 | | | 2 (0.0) | 13 (0.3) | 90 (2.2) | 127 (3.1) | 108 (2.6) | 22 (0.5) | | | | | | | | | | 362 (8.7) | |
| 51～75 | | | | 14 (0.3) | 169 (4.1) | 322 (7.8) | 201 (4.8) | 24 (0.6) | 1 (0.0) | | | | | | | | | 731 (17.6) | |
| 26～50 | | | | 8 (0.2) | 233 (5.6) | 785 (18.9) | 798 (19.2) | 89 (2.1) | | | | | | | | | | 1913 (46.1) | |
| 合計 | | 0 (0.0) | 4 (0.1) | 69 (1.7) | 667 (16.1) | 1406 (33.9) | 1218 (29.4) | 196 (4.7) | 4 (0.1) | 0 (0.0) | 0 (0.0) | 0 (0.0) | 0 (0.0) | 0 (0.0) | 0 (0.0) | 0 (0.0) | 0 (0.0) | 3564 (85.9) | |
| | | | | | | | | | | | | | | | | | | 波高が25cm以下の回数 | 585 (14.1) |
| | | | | | | | | | | | | | | | | | | 合計 | 4149 (100.0) |

付表-A. 5. 39(c) 小名浜 f4周期帯領域における波高・波向階級別出現頻度統計

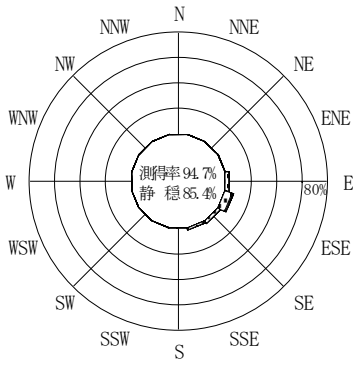
2007年 1月～2007年12月(年) 波向・波高階級別出現頻度表 (f4 : 8.0～9.8秒) 観測地点 : 小名浜

| 波高 | 波向 | NNE | NE | ENE | E | ESE | SE | SSE | S | SSW | SW | WSW | W | WNW | NW | NNW | N | 合計 | |
|---------|----|-------------|--------------|---------------|----------------|-----------------|-----------------|---------------|-------------|-------------|-------------|-------------|-------------|-------------|-------------|-------------|-------------|-----------------|------------------|
| 801～ | | | | | | | | | | | | | | | | | | 0 (0.0) | |
| 751～800 | | | | | | | | | | | | | | | | | | 0 (0.0) | |
| 701～750 | | | | | | | | | | | | | | | | | | 0 (0.0) | |
| 651～700 | | | | | | | | | | | | | | | | | | 0 (0.0) | |
| 601～650 | | | | | | | | | | | | | | | | | | 0 (0.0) | |
| 551～600 | | | | | | | | | | | | | | | | | | 0 (0.0) | |
| 501～550 | | | | | | | | | | | | | | | | | | 0 (0.0) | |
| 451～500 | | | | | | | | | | | | | | | | | | 0 (0.0) | |
| 401～450 | | | | | | | | | | | | | | | | | | 0 (0.0) | |
| 351～400 | | | | | | | | | | | | | | | | | | 0 (0.0) | |
| 301～350 | | | | | | | | | | | | | | | | | | 0 (0.0) | |
| 251～300 | | | | | 1 (0.0) | 1 (0.0) | | 1 (0.0) | | | | | | | | | | 3 (0.1) | |
| 201～250 | | | 2 (0.0) | 3 (0.1) | 3 (0.1) | 8 (0.2) | 2 (0.0) | 1 (0.0) | | | | | | | | | | 19 (0.5) | |
| 176～200 | | | | 3 (0.1) | 6 (0.1) | 10 (0.2) | 8 (0.2) | | | | | | | | | | | 27 (0.7) | |
| 151～175 | | | 1 (0.0) | 15 (0.4) | 10 (0.2) | 21 (0.5) | 11 (0.3) | | | | | | | | | | | 58 (1.4) | |
| 126～150 | | | 6 (0.1) | 41 (1.0) | 29 (0.7) | 45 (1.1) | 28 (0.7) | 1 (0.0) | | | | | | | | | | 150 (3.6) | |
| 101～125 | | | 7 (0.2) | 73 (1.8) | 79 (1.9) | 77 (1.9) | 32 (0.8) | | | | | | | | | | | 268 (6.5) | |
| 76～100 | | | 16 (0.4) | 133 (3.2) | 208 (5.0) | 161 (3.9) | 35 (0.8) | | | | | | | | | | | 553 (13.3) | |
| 51～75 | | | 25 (0.6) | 250 (6.0) | 422 (10.2) | 435 (10.5) | 42 (1.0) | | | | | | | | | | | 1174 (28.3) | |
| 26～50 | | | 1 (0.0) | 181 (4.4) | 578 (13.9) | 710 (17.1) | 105 (2.5) | | | | | | | | | | | 1575 (38.0) | |
| 合計 | | 0 (0.0) | 0 (0.0) | 58 (1.4) | 700 (16.9) | 1336 (32.2) | 1467 (35.4) | 264 (6.4) | 2 (0.0) | 0 (0.0) | 0 (0.0) | 0 (0.0) | 0 (0.0) | 0 (0.0) | 0 (0.0) | 0 (0.0) | 0 (0.0) | 322 (7.8) | |
| | | | | | | | | | | | | | | | | | | 波高が25cm以下の回数 | 322 (7.8) |
| | | | | | | | | | | | | | | | | | | 合計 | 4149 (100.0) |

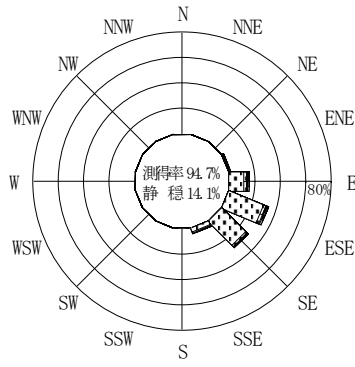
付表-A. 5. 39(d) 小名浜 f5周期帯領域における波高・波向階級別出現頻度統計

2007年 1月～2007年12月(年) 波向・波高階級別出現頻度表 (f5 : 4.3～7.5秒) 観測地点 : 小名浜

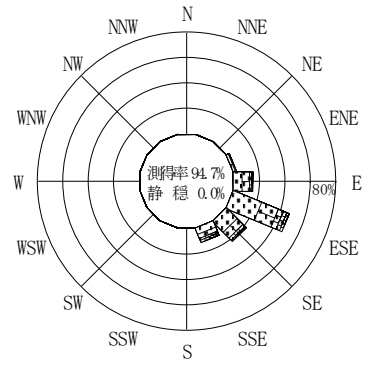
| 波高 | 波向 | NNE | NE | ENE | E | ESE | SE | SSE | S | SSW | SW | WSW | W | WNW | NW | NNW | N | 合計 | |
|---------|----|-------------|---------------|----------------|----------------|----------------|----------------|----------------|--------------|-------------|-------------|-------------|-------------|-------------|-------------|-------------|-------------|-----------------|------------------|
| 801～ | | | | | | | | | | | | | | | | | | 0 (0.0) | |
| 751～800 | | | | | | | | | | | | | | | | | | 0 (0.0) | |
| 701～750 | | | | | | | | | | | | | | | | | | 0 (0.0) | |
| 651～700 | | | | | | | | | | | | | | | | | | 0 (0.0) | |
| 601～650 | | | | | | | | | | | | | | | | | | 0 (0.0) | |
| 551～600 | | | | | | | | | | | | | | | | | | 0 (0.0) | |
| 501～550 | | | | | | | | | | | | | | | | | | 0 (0.0) | |
| 451～500 | | | | | | | | | | | | | | | | | | 0 (0.0) | |
| 401～450 | | | | | | | | | | | | | | | | | | 0 (0.0) | |
| 351～400 | | | | | | | | | | | | | | | | | | 0 (0.0) | |
| 301～350 | | | | | | | | | | | | | | | | | | 0 (0.0) | |
| 251～300 | | | | | 1 (0.0) | | | | | | | | | | | | | 1 (0.0) | |
| 201～250 | | | | | 5 (0.1) | 2 (0.0) | 4 (0.1) | 1 (0.0) | | | | | | | | | | 12 (0.3) | |
| 176～200 | | | | 5 (0.1) | 3 (0.1) | 5 (0.1) | 8 (0.2) | 2 (0.0) | | | | | | | | | | 23 (0.6) | |
| 151～175 | | | 2 (0.0) | 9 (0.2) | 3 (0.1) | 8 (0.2) | 19 (0.5) | 2 (0.0) | | | | | | | | | | 43 (1.0) | |
| 126～150 | | | 15 (0.4) | 50 (1.2) | 11 (0.3) | 16 (0.4) | 44 (1.1) | 1 (0.0) | | | | | | | | | | 137 (3.3) | |
| 101～125 | | | 39 (0.9) | 98 (2.4) | 54 (1.3) | 57 (1.4) | 76 (1.8) | 8 (0.2) | | | | | | | | | | 332 (8.0) | |
| 76～100 | | | 100 (2.4) | 199 (4.8) | 155 (3.7) | 143 (3.4) | 140 (3.4) | 9 (0.2) | | | | | | | | | | 746 (18.0) | |
| 51～75 | | 1 (0.0) | 134 (3.2) | 314 (7.6) | 360 (8.7) | 358 (8.6) | 182 (4.4) | 20 (0.5) | 1 (0.0) | | | | | | | | | 1370 (33.0) | |
| 26～50 | | 3 (0.1) | 126 (3.0) | 267 (6.4) | 267 (6.4) | 381 (9.2) | 233 (5.6) | 17 (0.4) | 1 (0.0) | | | | | | | | | 1295 (31.2) | |
| 合計 | | 0 (0.0) | 4 (0.1) | 416 (10.0) | 943 (22.7) | 858 (20.7) | 970 (23.4) | 706 (17.0) | 60 (1.4) | 2 (0.0) | 0 (0.0) | 0 (0.0) | 0 (0.0) | 0 (0.0) | 0 (0.0) | 0 (0.0) | 0 (0.0) | 3959 (95.4) | |
| | | | | | | | | | | | | | | | | | | 波高が25cm以下の回数 | 190 (4.6) |
| | | | | | | | | | | | | | | | | | | 合計 | 4149 (100.0) |



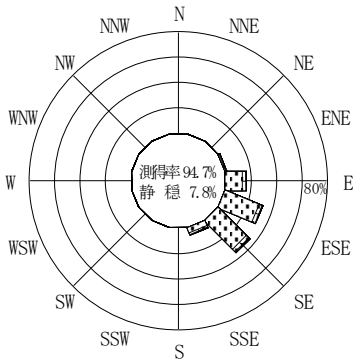
(f2 : 16.0~25.6秒)
2007年 1月~2007年12月



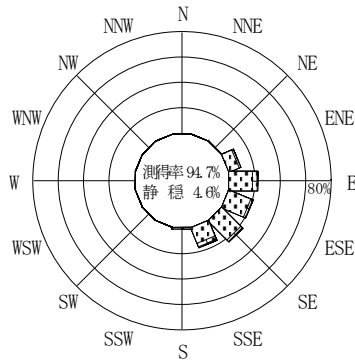
(f3 : 10.7~14.0秒)
2007年 1月~2007年12月



(全周期帯)
2007年 1月~2007年12月

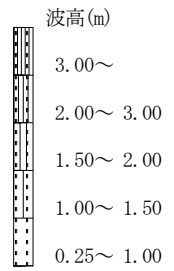


(f4 : 8.0~9.8秒)
2007年 1月~2007年12月



(f5 : 4.3~7.5秒)
2007年 1月~2007年12月

小名浜



付図-A. 4. 39 小名浜 波高・波向別出現頻度図 (f2, f3, f4, f5, 全周期帯)