

付表-A. 5. 32(a) 八戸 f2周期帯領域における波高・波向階級別出現頻度統計

2007年 1月～2007年12月(年) 波向・波高階級別出現頻度表 (f2 : 16. 0～25. 6秒) 観測地点 : 八戸

| 波高 | 波向 | NNE | NE | ENE | E | ESE | SE | SSE | S | SSW | SW | WSW | W | WNW | NW | NNW | N | 合計 | |
|---------|----|-------------|-------------|---------------|---------------|-------------|-------------|-------------|-------------|-------------|-------------|-------------|-------------|-------------|-------------|-------------|-------------|----------------|------------------|
| 801～ | | | | | | | | | | | | | | | | | | 0 (0.0) | |
| 751～800 | | | | | | | | | | | | | | | | | | 0 (0.0) | |
| 701～750 | | | | | | | | | | | | | | | | | | 0 (0.0) | |
| 651～700 | | | | | | | | | | | | | | | | | | 0 (0.0) | |
| 601～650 | | | | | | | | | | | | | | | | | | 0 (0.0) | |
| 551～600 | | | | | | | | | | | | | | | | | | 0 (0.0) | |
| 501～550 | | | | | | | | | | | | | | | | | | 0 (0.0) | |
| 451～500 | | | | | | | | | | | | | | | | | | 0 (0.0) | |
| 401～450 | | | | | | | | | | | | | | | | | | 0 (0.0) | |
| 351～400 | | | | | | | | | | | | | | | | | | 0 (0.0) | |
| 301～350 | | | | | | | | | | | | | | | | | | 0 (0.0) | |
| 251～300 | | | | 6 (0.2) | | | | | | | | | | | | | | 6 (0.2) | |
| 201～250 | | | | 8 (0.2) | | | | | | | | | | | | | | 8 (0.2) | |
| 176～200 | | | | 4 (0.1) | 2 (0.1) | | | | | | | | | | | | | 6 (0.2) | |
| 151～175 | | | | 2 (0.1) | 4 (0.1) | | | | | | | | | | | | | 6 (0.2) | |
| 126～150 | | | | 4 (0.1) | 6 (0.2) | | | | | | | | | | | | | 10 (0.3) | |
| 101～125 | | | | 12 (0.3) | 7 (0.2) | | | | | | | | | | | | | 19 (0.5) | |
| 76～100 | | | | 19 (0.5) | 16 (0.4) | | | | | | | | | | | | | 35 (1.0) | |
| 51～75 | | | | 37 (1.0) | 25 (0.7) | | | | | | | | | | | | | 62 (1.7) | |
| 26～50 | | | | 132 (3.6) | 159 (4.4) | | | | | | | | | | | | | 291 (8.0) | |
| 合計 | | 0 (0.0) | 0 (0.0) | 224 (6.1) | 219 (6.0) | 0 (0.0) | 0 (0.0) | 0 (0.0) | 0 (0.0) | 0 (0.0) | 0 (0.0) | 0 (0.0) | 0 (0.0) | 0 (0.0) | 0 (0.0) | 0 (0.0) | 0 (0.0) | 443 (12.1) | |
| | | | | | | | | | | | | | | | | | | 波高が25cm以下の回数 | 3211 (87.9) |
| | | | | | | | | | | | | | | | | | | 合計 | 3654 (100.0) |

付表-A. 5. 32(b) 八戸 f3周期帯領域における波高・波向階級別出現頻度統計

2007年 1月～2007年12月(年) 波向・波高階級別出現頻度表 (f3 : 10. 7～14. 0秒) 観測地点 : 八戸

| 波高 | 波向 | NNE | NE | ENE | E | ESE | SE | SSE | S | SSW | SW | WSW | W | WNW | NW | NNW | N | 合計 | |
|---------|----|-------------|-------------|----------------|-----------------|-------------|-------------|-------------|-------------|-------------|-------------|-------------|-------------|-------------|-------------|-------------|-------------|-----------------|------------------|
| 801～ | | | | | | | | | | | | | | | | | | 0 (0.0) | |
| 751～800 | | | | | | | | | | | | | | | | | | 0 (0.0) | |
| 701～750 | | | | | | | | | | | | | | | | | | 0 (0.0) | |
| 651～700 | | | | | | | | | | | | | | | | | | 0 (0.0) | |
| 601～650 | | | | | | | | | | | | | | | | | | 0 (0.0) | |
| 551～600 | | | | | | | | | | | | | | | | | | 0 (0.0) | |
| 501～550 | | | | | | | | | | | | | | | | | | 0 (0.0) | |
| 451～500 | | | | | | | | | | | | | | | | | | 0 (0.0) | |
| 401～450 | | | | | | | | | | | | | | | | | | 0 (0.0) | |
| 351～400 | | | | | | | | | | | | | | | | | | 0 (0.0) | |
| 301～350 | | | | | 1 (0.0) | | | | | | | | | | | | | 1 (0.0) | |
| 251～300 | | | | 2 (0.1) | 10 (0.3) | | | | | | | | | | | | | 12 (0.3) | |
| 201～250 | | | | 20 (0.5) | 22 (0.6) | | | | | | | | | | | | | 42 (1.1) | |
| 176～200 | | | | 14 (0.4) | 10 (0.3) | | | | | | | | | | | | | 24 (0.7) | |
| 151～175 | | | | 31 (0.8) | 26 (0.7) | | | | | | | | | | | | | 57 (1.6) | |
| 126～150 | | | 1 (0.0) | 39 (1.1) | 48 (1.3) | | | | | | | | | | | | | 88 (2.4) | |
| 101～125 | | | | 69 (1.9) | 67 (1.8) | | | | | | | | | | | | | 136 (3.7) | |
| 76～100 | | | | 103 (2.8) | 143 (3.9) | | | | | | | | | | | | | 246 (6.7) | |
| 51～75 | | | | 146 (4.0) | 409 (11.2) | 4 (0.1) | | | | | | | | | | | | 559 (15.3) | |
| 26～50 | | | | 220 (6.0) | 830 (22.7) | | | | | | | | | | | | | 1050 (28.7) | |
| 合計 | | 0 (0.0) | 1 (0.0) | 644 (17.6) | 1566 (42.9) | 4 (0.1) | 0 (0.0) | 0 (0.0) | 0 (0.0) | 0 (0.0) | 0 (0.0) | 0 (0.0) | 0 (0.0) | 0 (0.0) | 0 (0.0) | 0 (0.0) | 0 (0.0) | 2215 (60.6) | |
| | | | | | | | | | | | | | | | | | | 波高が25cm以下の回数 | 1439 (39.4) |
| | | | | | | | | | | | | | | | | | | 合計 | 3654 (100.0) |

付表-A. 5. 32(c) 八戸 f4周期帯領域における波高・波向階級別出現頻度統計

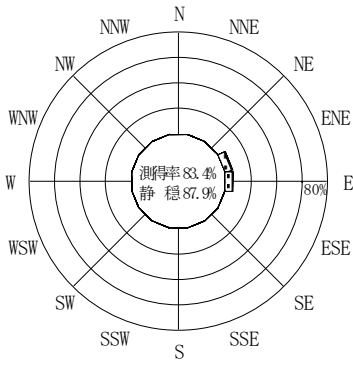
2007年 1月～2007年12月(年) 波向・波高階級別出現頻度表 (f4: 8.0～9.8秒) 観測地点: 八戸

| 波高 | 波向 | NNE | NE | ENE | E | ESE | SE | SSE | S | SSW | SW | WSW | W | WNW | NW | NNW | N | 合計 | |
|---------|-------------|-------------|----|---------------|----------------|--------------|------------|------------|------------|------------|------------|------------|------------|------------|------------|------------|------------|----------------|-----------------|
| 801～ | | | | | | | | | | | | | | | | | | 0 (0.0) | |
| 751～800 | | | | | | | | | | | | | | | | | | 0 (0.0) | |
| 701～750 | | | | | | | | | | | | | | | | | | 0 (0.0) | |
| 651～700 | | | | | | | | | | | | | | | | | | 0 (0.0) | |
| 601～650 | | | | | | | | | | | | | | | | | | 0 (0.0) | |
| 551～600 | | | | | | | | | | | | | | | | | | 0 (0.0) | |
| 501～550 | | | | | | | | | | | | | | | | | | 0 (0.0) | |
| 451～500 | | | | | | | | | | | | | | | | | | 0 (0.0) | |
| 401～450 | | | | | | | | | | | | | | | | | | 0 (0.0) | |
| 351～400 | | | | | | | | | | | | | | | | | | 0 (0.0) | |
| 301～350 | | | | 4 (0.1) | | | | | | | | | | | | | | 4 (0.1) | |
| 251～300 | | | | 2 (0.1) | 4 (0.1) | | | | | | | | | | | | | 6 (0.2) | |
| 201～250 | | | | 12 (0.3) | 9 (0.2) | | | | | | | | | | | | | 21 (0.6) | |
| 176～200 | 1 (0.0) | | | 6 (0.2) | 4 (0.1) | 1 (0.0) | | | | | | | | | | | | 12 (0.3) | |
| 151～175 | 1 (0.0) | | | 17 (0.5) | 26 (0.7) | 1 (0.0) | | | | | | | | | | | | 45 (1.2) | |
| 126～150 | 2 (0.1) | 2 (0.1) | | 37 (1.0) | 58 (1.6) | | | | | | | | | | | | | 99 (2.7) | |
| 101～125 | 2 (0.1) | 2 (0.1) | | 66 (1.8) | 110 (3.0) | | | | | | | | | | | | | 180 (4.9) | |
| 76～100 | 3 (0.1) | 2 (0.1) | | 78 (2.1) | 223 (6.1) | 3 (0.1) | | | | | | | | | | | | 309 (8.5) | |
| 51～75 | 4 (0.1) | 3 (0.1) | | 129 (3.5) | 487 (13.3) | 26 (0.7) | | | | | | | | | | | | 649 (17.8) | |
| 26～50 | 10 (0.3) | 16 (0.4) | | 164 (4.5) | 1007 (27.6) | 101 (2.8) | | | | | | | | | | | | 1298 (35.5) | |
| 合計 | 23 (0.6) | 25 (0.7) | | 515 (14.1) | 1928 (52.8) | 132 (3.6) | 0 (0.0) | 0 (0.0) | 0 (0.0) | 0 (0.0) | 0 (0.0) | 0 (0.0) | 0 (0.0) | 0 (0.0) | 0 (0.0) | 0 (0.0) | 0 (0.0) | 2623 (71.8) | |
| | | | | | | | | | | | | | | | | | | 波高が25cm以下の回数 | 1031 (28.2) |
| | | | | | | | | | | | | | | | | | | 合計 | 3654 (100.0) |

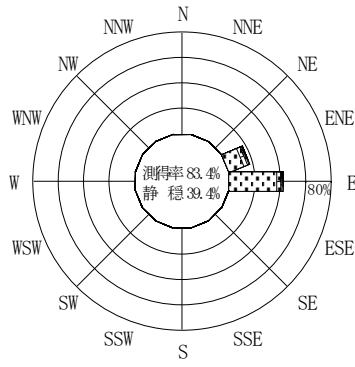
付表-A. 5. 32(d) 八戸 f5周期帯領域における波高・波向階級別出現頻度統計

2007年 1月～2007年12月(年) 波向・波高階級別出現頻度表 (f5: 4.6～7.5秒) 観測地点: 八戸

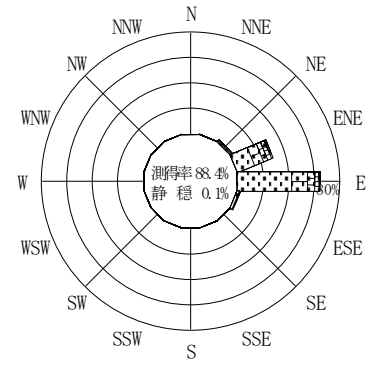
| 波高 | 波向 | NNE | NE | ENE | E | ESE | SE | SSE | S | SSW | SW | WSW | W | WNW | NW | NNW | N | 合計 | |
|---------|---------------|--------------|----|---------------|----------------|---------------|-------------|------------|------------|------------|------------|------------|------------|------------|------------|------------|--------------|----------------|-----------------|
| 801～ | | | | | | | | | | | | | | | | | | 0 (0.0) | |
| 751～800 | | | | | | | | | | | | | | | | | | 0 (0.0) | |
| 701～750 | | | | | | | | | | | | | | | | | | 0 (0.0) | |
| 651～700 | | | | | | | | | | | | | | | | | | 0 (0.0) | |
| 601～650 | | | | | | | | | | | | | | | | | | 0 (0.0) | |
| 551～600 | | | | | | | | | | | | | | | | | | 0 (0.0) | |
| 501～550 | | | | | | | | | | | | | | | | | | 0 (0.0) | |
| 451～500 | | | | | | | | | | | | | | | | | | 0 (0.0) | |
| 401～450 | | | | | | | | | | | | | | | | | | 0 (0.0) | |
| 351～400 | | | | | | | | | | | | | | | | | | 0 (0.0) | |
| 301～350 | | | | | | | | | | | | | | | | | | 0 (0.0) | |
| 251～300 | | | | | | | | | | | | | | | | | | 0 (0.0) | |
| 201～250 | 1 (0.0) | 2 (0.1) | | 13 (0.4) | 13 (0.4) | 6 (0.2) | 1 (0.0) | | | | | | | | | | | 36 (1.0) | |
| 176～200 | 3 (0.1) | 9 (0.2) | | 20 (0.5) | 15 (0.4) | 7 (0.2) | | | | | | | | | | | 1 (0.0) | 55 (1.5) | |
| 151～175 | 7 (0.2) | 11 (0.3) | | 38 (1.0) | 19 (0.5) | 7 (0.2) | | | | | | | | | | | 2 (0.1) | 84 (2.3) | |
| 126～150 | 15 (0.4) | 24 (0.7) | | 47 (1.3) | 44 (1.2) | 3 (0.1) | | | | | | | | | | | 6 (0.2) | 139 (3.8) | |
| 101～125 | 27 (0.7) | 29 (0.8) | | 54 (1.5) | 105 (2.9) | 41 (1.1) | 1 (0.0) | | | | | | | | | | 5 (0.1) | 262 (7.2) | |
| 76～100 | 76 (2.1) | 29 (0.8) | | 72 (2.0) | 155 (4.2) | 81 (2.2) | 1 (0.0) | | | | | | | | | | 20 (0.5) | 434 (11.9) | |
| 51～75 | 155 (4.2) | 66 (1.8) | | 113 (3.1) | 316 (8.7) | 216 (5.9) | 4 (0.1) | | | | | | | | | | 1 (0.0) | 53 (1.5) | 924 (25.3) |
| 26～50 | 130 (3.6) | 126 (3.4) | | 169 (4.6) | 366 (10.0) | 433 (11.9) | 45 (1.2) | 5 (0.1) | 1 (0.0) | | | | | | 3 (0.1) | 2 (0.1) | 33 (0.9) | 1313 (35.9) | |
| 合計 | 414 (11.3) | 296 (8.1) | | 526 (14.4) | 1033 (28.3) | 794 (21.7) | 52 (1.4) | 5 (0.1) | 1 (0.0) | 0 (0.0) | 0 (0.0) | 0 (0.0) | 0 (0.0) | 0 (0.0) | 3 (0.1) | 3 (0.1) | 120 (3.3) | 3247 (88.9) | |
| | | | | | | | | | | | | | | | | | | 波高が25cm以下の回数 | 406 (11.1) |
| | | | | | | | | | | | | | | | | | | 合計 | 3653 (100.0) |



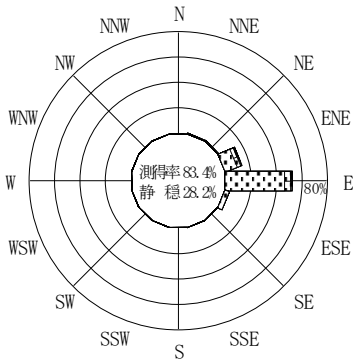
(f2 : 16.0~25.6秒)
2007年 1月~2007年12月



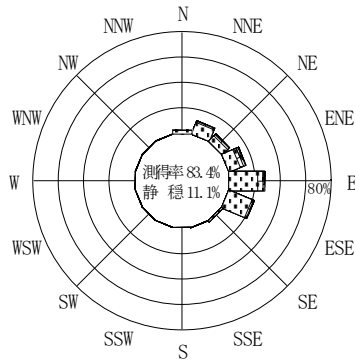
(f3 : 10.7~14.0秒)
2007年 1月~2007年12月



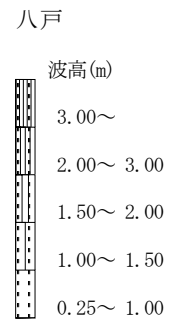
(全周期帯)
2007年 1月~2007年12月



(f4 : 8.0~9.8秒)
2007年 1月~2007年12月



(f5 : 4.6~7.5秒)
2007年 1月~2007年12月



付図-A. 4. 32 八戸 波高・波向別出現頻度図 (f2, f3, f4, f5, 全周期帯)