

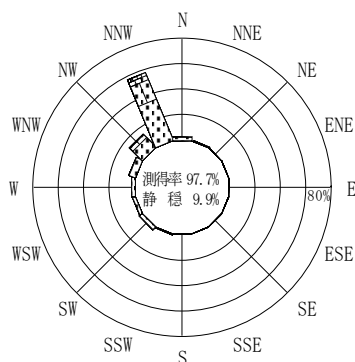
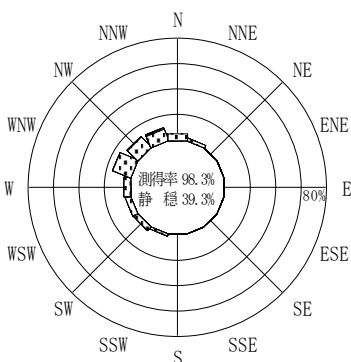
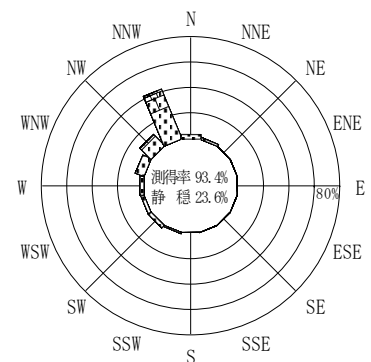
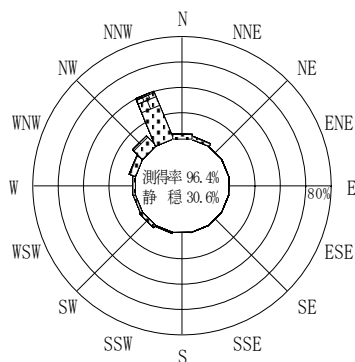
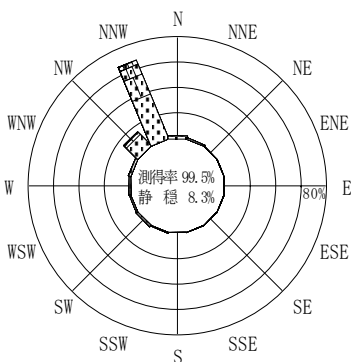
付表-A.4.60 平良沖 波高・波向別出現頻度統計 (2007年1月~2007年12月)

2007年1月~2007年12月(年)

波高・波向階級別出現頻度表 (有義波)

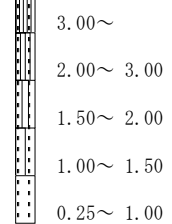
観測地点: 平良沖

| 波高 | 波向 | NNE | NE | ENE | E | ESE | SE | SSE | S | SSW | SW | WSW | W | WNW | NW | NNW | N | 合計 |
|---------------|-------------|------------|------------|------------|------------|------------|------------|------------|-------------|--------------|-------------|--------------|--------------|---------------|----------------|--------------|----------------|-----------------|
| 801~ | | | | | | | | | | | | | | | | | | 0 (0.0) |
| 751~800 | | | | | | | | | | | | | | | | | | 0 (0.0) |
| 701~750 | | | | | | | | | | | | | | | | | | 0 (0.0) |
| 651~700 | | | | | | | | | | | | | | | | | | 0 (0.0) |
| 601~650 | | | | | | | | | | | | | | | | | | 0 (0.0) |
| 551~600 | | | | | | | | | | | | | | | | | | 0 (0.0) |
| 501~550 | | | | | | | | | | | | | | | | | | 0 (0.0) |
| 451~500 | | | | | | | | | | | | | | | | | | 0 (0.0) |
| 401~450 | | | | | | | | | | | | | | | | | | 0 (0.0) |
| 351~400 | | | | | | | | | | | | | | | | | | 0 (0.0) |
| 301~350 | | | | | | | | | | | | | | 2 (0.0) | 1 (0.0) | 2 (0.0) | | 5 (0.1) |
| 251~300 | | | | | | | | | | | | | | 1 (0.0) | 12 (0.3) | | | 13 (0.3) |
| 201~250 | | | | | | | | | | | | | | 5 (0.1) | 47 (1.1) | | | 52 (1.3) |
| 176~200 | | | | | | | | | | | | | | 5 (0.1) | 53 (1.3) | | | 58 (1.4) |
| 151~175 | | | | | | | | | | | | | | 7 (0.2) | 89 (2.2) | | | 96 (2.3) |
| 126~150 | 1 (0.0) | | | | | | | | 1 (0.0) | | | | | 2 (0.0) | 25 (0.6) | 160 (3.9) | 1 (0.0) | 190 (4.6) |
| 101~125 | 1 (0.0) | | | | | | | | | 3 (0.1) | 1 (0.0) | 2 (0.0) | | 5 (0.1) | 40 (1.0) | 236 (5.8) | 4 (0.1) | 292 (7.1) |
| 76~100 | 1 (0.0) | | | | | | | | 2 (0.0) | 5 (0.1) | 5 (0.1) | 7 (0.2) | 31 (0.8) | 60 (1.5) | 280 (6.8) | 19 (0.5) | 410 (10.0) | |
| 51~75 | 7 (0.2) | | | | | | | | 4 (0.1) | 24 (0.6) | 21 (0.5) | 22 (0.5) | 84 (2.1) | 101 (2.5) | 392 (9.6) | 22 (0.5) | 677 (16.6) | |
| 26~50 | 55 (1.3) | | | | | | | | 29 (0.7) | 77 (1.9) | 72 (1.8) | 90 (2.2) | 173 (4.2) | 268 (6.6) | 464 (11.3) | 104 (2.5) | 1332 (32.6) | |
| 合計 | 65 (1.6) | 0 (0.0) | 0 (0.0) | 0 (0.0) | 0 (0.0) | 0 (0.0) | 0 (0.0) | 0 (0.0) | 36 (0.9) | 109 (2.7) | 99 (2.4) | 121 (3.0) | 297 (7.3) | 513 (12.5) | 1735 (42.4) | 150 (3.7) | 3125 (76.4) | |
| 有義波が25cm以下の回数 | | | | | | | | | | | | | | | | | | 964 (23.6) |
| 合計 | | | | | | | | | | | | | | | | | | 4089 (100.0) |



平良沖

波高(m)



付図-A.2.60 平良沖 波高・波向別出現頻度図