

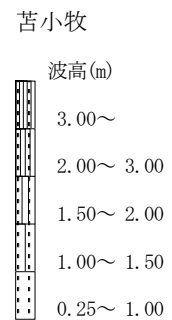
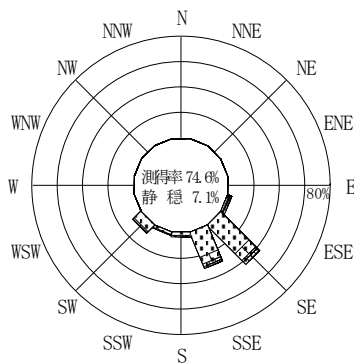
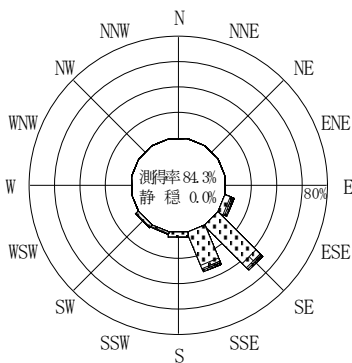
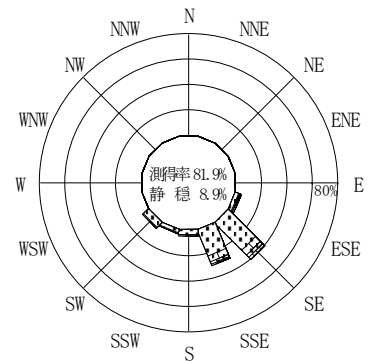
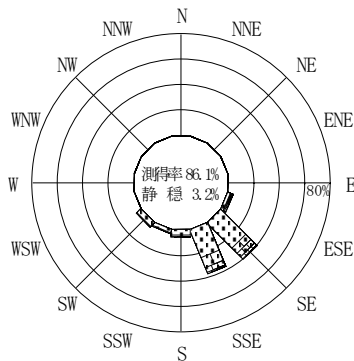
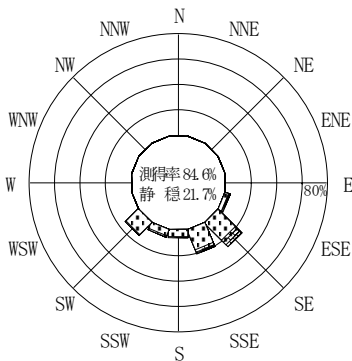
付表-A. 4. 30 苫小牧 波高・波向別出現頻度統計 (2007年1月~2007年12月)

2007年1月~2007年12月(年)

波高・波向階級別出現頻度表 (有義波)

観測地点: 苫小牧

| 波高 | 波向 | NNE | NE | ENE | E | ESE | SE | SSE | S | SSW | SW | WSW | W | WNW | NW | NNW | N | 合計 |
|---------------|----|------------|------------|------------|------------|--------------|----------------|----------------|--------------|--------------|--------------|------------|------------|------------|------------|------------|------------|-----------------|
| 801~ | | | | | | | | | | | | | | | | | | 0 (0.0) |
| 751~800 | | | | | | | | | | | | | | | | | | 0 (0.0) |
| 701~750 | | | | | | | | | | | | | | | | | | 0 (0.0) |
| 651~700 | | | | | | | | | | | | | | | | | | 0 (0.0) |
| 601~650 | | | | | | | | | | | | | | | | | | 0 (0.0) |
| 551~600 | | | | | | | | | | | | | | | | | | 0 (0.0) |
| 501~550 | | | | | | | | | | | | | | | | | | 0 (0.0) |
| 451~500 | | | | | | 2 (0.1) | 2 (0.1) | | | | | | | | | | | 4 (0.1) |
| 401~450 | | | | | | 3 (0.1) | | | | | | | | | | | | 3 (0.1) |
| 351~400 | | | | | | 1 (0.0) | 5 (0.1) | 1 (0.0) | | | | | | | | | | 7 (0.2) |
| 301~350 | | | | | | 2 (0.1) | 3 (0.1) | 2 (0.1) | 3 (0.1) | | | | | | | | | 10 (0.3) |
| 251~300 | | | | | | 11 (0.3) | 24 (0.7) | 8 (0.2) | 2 (0.1) | | | | | | | | | 45 (1.3) |
| 201~250 | | | | | | 24 (0.7) | 55 (1.5) | 31 (0.9) | 5 (0.1) | | 2 (0.1) | | | | | | | 117 (3.3) |
| 176~200 | | | | | | 9 (0.3) | 28 (0.8) | 24 (0.7) | 4 (0.1) | | 1 (0.0) | | | | | | | 66 (1.8) |
| 151~175 | | | | | | 13 (0.4) | 60 (1.7) | 48 (1.3) | 5 (0.1) | 2 (0.1) | 2 (0.1) | | | | | | | 130 (3.6) |
| 126~150 | | | | | | 14 (0.4) | 73 (2.0) | 67 (1.9) | 7 (0.2) | 10 (0.3) | 11 (0.3) | | | | | | | 182 (5.1) |
| 101~125 | | | | | | 8 (0.2) | 116 (3.2) | 110 (3.1) | 12 (0.3) | 11 (0.3) | 14 (0.4) | | | | | | | 271 (7.6) |
| 76~100 | | | | | | 11 (0.3) | 170 (4.7) | 128 (3.6) | 25 (0.7) | 10 (0.3) | 27 (0.8) | | | | | | | 371 (10.3) |
| 51~75 | | | | | | 33 (0.9) | 406 (11.3) | 288 (8.0) | 46 (1.3) | 29 (0.8) | 64 (1.8) | | | | | | | 866 (24.1) |
| 26~50 | | | | | | 55 (1.5) | 517 (14.4) | 386 (10.8) | 70 (2.0) | 60 (1.7) | 108 (3.0) | | | | | | | 1196 (33.4) |
| 合計 | | 0 (0.0) | 0 (0.0) | 0 (0.0) | 0 (0.0) | 186 (5.2) | 1459 (40.7) | 1093 (30.5) | 179 (5.0) | 122 (3.4) | 229 (6.4) | 0 (0.0) | 0 (0.0) | 0 (0.0) | 0 (0.0) | 0 (0.0) | 0 (0.0) | 3268 (91.1) |
| 有義波が25cm以下の回数 | | | | | | | | | | | | | | | | | | 318 (8.9) |
| 合計 | | | | | | | | | | | | | | | | | | 3586 (100.0) |



付図-A. 2. 30 苫小牧 波高・波向別出現頻度図