

付表-B.5.25(a) 名瀬 f2周期帯領域における波高・波向階級別出現頻度統計（連続観測）

2006年 1月～2006年12月(年) 波向・波高階級別出現頻度表 (f2: 16.0～25.6秒) 観測地点: 名瀬

| 波高 | 波向 | NNE | NE | ENE | E | ESE | SE | SSE | S | SSW | SW | WSW | W | WNW | NW | NNW | N | 合計 |
|---------|----|--------------|-------------|------------|------------|------------|------------|------------|------------|------------|------------|------------|-------------|-------------|--------------|-------------|--------------|------------------|
| 801～ | | | | | | | | | | | | | | | | | | 0 (0.0) |
| 751～800 | | | | | | | | | | | | | | | | | | 0 (0.0) |
| 701～750 | | | | | | | | | | | | | | | | | | 0 (0.0) |
| 651～700 | | | | | | | | | | | | | | | | | | 0 (0.0) |
| 601～650 | | | | | | | | | | | | | | | | | | 0 (0.0) |
| 551～600 | | | | | | | | | | | | | | | | | | 0 (0.0) |
| 501～550 | | | | | | | | | | | | | | | | | | 0 (0.0) |
| 451～500 | | | | | | | | | | | | | | | | | | 0 (0.0) |
| 401～450 | | | | | | | | | | | | | | | | | | 0 (0.0) |
| 351～400 | | | | | | | | | | | | | | | | | | 0 (0.0) |
| 301～350 | | | | | | | | | | | | | | | | | | 0 (0.0) |
| 251～300 | | | | | | | | | | | | | 2 (0.0) | | | | | 2 (0.0) |
| 201～250 | | | | | | | | | | | | | 4 (0.0) | | | | | 4 (0.0) |
| 176～200 | | | | | | | | | | | | | 3 (0.0) | 1 (0.0) | | | | 4 (0.0) |
| 151～175 | | | | | | | | | | | | 1 (0.0) | | | | | | 1 (0.0) |
| 126～150 | | | | | | | | | | | | | | | | 1 (0.0) | | 1 (0.0) |
| 101～125 | | 3 (0.0) | | | | | | | | | | | 2 (0.0) | 2 (0.0) | | | 2 (0.0) | 9 (0.0) |
| 76～100 | | 21 (0.1) | | | | | | | | 1 (0.0) | | | 4 (0.0) | 1 (0.0) | 1 (0.0) | 1 (0.0) | 38 (0.2) | 67 (0.3) |
| 51～75 | | 23 (0.1) | 1 (0.0) | | | | | | | | | | 8 (0.0) | 8 (0.0) | 25 (0.1) | 7 (0.0) | 29 (0.1) | 101 (0.4) |
| 26～50 | | 76 (0.3) | 11 (0.0) | 2 (0.0) | 1 (0.0) | | | | | | | 2 (0.0) | 6 (0.0) | 13 (0.1) | 94 (0.4) | 84 (0.3) | 101 (0.4) | 390 (1.6) |
| 合計 | | 123 (0.5) | 12 (0.0) | 2 (0.0) | 1 (0.0) | 0 (0.0) | 0 (0.0) | 0 (0.0) | 0 (0.0) | 1 (0.0) | 0 (0.0) | 5 (0.0) | 29 (0.1) | 23 (0.1) | 120 (0.5) | 93 (0.4) | 170 (0.7) | 579 (2.4) |
| (連続観測) | | | | | | | | | | | | | | | | | 波高が25cm以下の回数 | 23996 (97.6) |
| | | | | | | | | | | | | | | | | | 合計 | 24575 (100.0) |

付表-B.5.25(b) 名瀬 f3周期帯領域における波高・波向階級別出現頻度統計（連続観測）

2006年 1月～2006年12月(年) 波向・波高階級別出現頻度表 (f3: 10.7～14.0秒) 観測地点: 名瀬

| 波高 | 波向 | NNE | NE | ENE | E | ESE | SE | SSE | S | SSW | SW | WSW | W | WNW | NW | NNW | N | 合計 |
|---------|----|---------------|--------------|------------|------------|------------|------------|------------|------------|------------|------------|--------------|--------------|--------------|---------------|---------------|--------------|------------------|
| 801～ | | | | | | | | | | | | | | | | | | 0 (0.0) |
| 751～800 | | | | | | | | | | | | | | | | | | 0 (0.0) |
| 701～750 | | | | | | | | | | | | | | | | | | 0 (0.0) |
| 651～700 | | | | | | | | | | | | | | | | | | 0 (0.0) |
| 601～650 | | | | | | | | | | | | | | | | | | 0 (0.0) |
| 551～600 | | | | | | | | | | | | | 1 (0.0) | | | | | 1 (0.0) |
| 501～550 | | | | | | | | | | | | | 1 (0.0) | | | | | 1 (0.0) |
| 451～500 | | | | | | | | | | | | | 2 (0.0) | | | | | 2 (0.0) |
| 401～450 | | | | | | | | | | | | 1 (0.0) | 3 (0.0) | | 2 (0.0) | | | 6 (0.0) |
| 351～400 | | | | | | | | | | | | | 3 (0.0) | | 7 (0.0) | | | 10 (0.0) |
| 301～350 | | | | | | | | | | | | | | 4 (0.0) | 26 (0.1) | 2 (0.0) | | 32 (0.1) |
| 251～300 | | | | | | | | | | | | 1 (0.0) | 1 (0.0) | 5 (0.0) | 44 (0.2) | 8 (0.0) | | 59 (0.2) |
| 201～250 | | | | | | | | | | | | 1 (0.0) | | 2 (0.0) | 102 (0.4) | 46 (0.2) | | 151 (0.6) |
| 176～200 | | | | | | | | | | | | | | 2 (0.0) | 86 (0.3) | 61 (0.2) | | 149 (0.6) |
| 151～175 | | | | | | | | | | | | 1 (0.0) | 1 (0.0) | 1 (0.0) | 89 (0.4) | 52 (0.2) | 1 (0.0) | 145 (0.6) |
| 126～150 | | 8 (0.0) | | | | | | | | | | 6 (0.0) | 3 (0.0) | 4 (0.0) | 142 (0.6) | 88 (0.4) | 7 (0.0) | 258 (1.0) |
| 101～125 | | 52 (0.2) | 3 (0.0) | | | | | | | | | 4 (0.0) | 8 (0.0) | 8 (0.0) | 168 (0.7) | 103 (0.4) | 43 (0.2) | 387 (1.6) |
| 76～100 | | 168 (0.7) | 17 (0.1) | | | | | | | | | 9 (0.0) | 10 (0.0) | 8 (0.0) | 186 (0.8) | 177 (0.7) | 69 (0.3) | 644 (2.6) |
| 51～75 | | 629 (2.6) | 88 (0.4) | 1 (0.0) | | | | | | | 1 (0.0) | 18 (0.1) | 43 (0.2) | 35 (0.1) | 272 (1.1) | 277 (1.1) | 180 (0.7) | 1544 (6.3) |
| 26～50 | | 1525 (6.2) | 251 (1.0) | 6 (0.0) | 4 (0.0) | | | 1 (0.0) | | 1 (0.0) | 6 (0.0) | 62 (0.3) | 218 (0.9) | 190 (0.8) | 365 (1.5) | 570 (2.3) | 644 (2.6) | 3843 (15.6) |
| 合計 | | 2382 (9.7) | 359 (1.5) | 7 (0.0) | 4 (0.0) | 0 (0.0) | 0 (0.0) | 1 (0.0) | 0 (0.0) | 1 (0.0) | 7 (0.0) | 103 (0.4) | 294 (1.2) | 257 (1.0) | 1489 (6.1) | 1384 (5.6) | 944 (3.8) | 7232 (29.4) |
| (連続観測) | | | | | | | | | | | | | | | | | 波高が25cm以下の回数 | 17343 (70.6) |
| | | | | | | | | | | | | | | | | | 合計 | 24575 (100.0) |

付表-B.5.25(c) 名瀬 f4周期帯領域における波高・波向階級別出現頻度統計（連続観測）

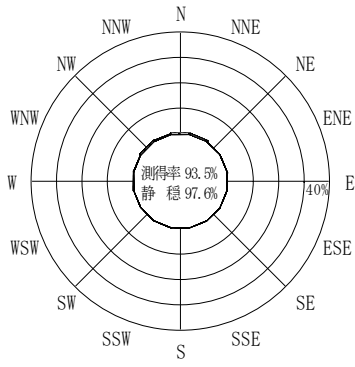
2006年 1月～2006年12月(年) 波向・波高階級別出現頻度表 (f4: 8.0～9.8秒) 観測地点: 名瀬

| 波高 | 波向 | NNE | NE | ENE | E | ESE | SE | SSE | S | SSW | SW | WSW | W | WNW | NW | NNW | N | 合計 |
|---------|----|----------------|--------------|-------------|------------|------------|------------|------------|------------|------------|-------------|--------------|---------------|--------------|---------------|----------------|----------------|------------------|
| 801～ | | | | | | | | | | | | | | | | | | 0 (0.0) |
| 751～800 | | | | | | | | | | | | | | | | | | 0 (0.0) |
| 701～750 | | | | | | | | | | | | | | | | | | 0 (0.0) |
| 651～700 | | | | | | | | | | | | | | | | | | 0 (0.0) |
| 601～650 | | | | | | | | | | | | | | | | | | 0 (0.0) |
| 551～600 | | | | | | | | | | | | | | | | | | 0 (0.0) |
| 501～550 | | | | | | | | | | | | | | | | | | 0 (0.0) |
| 451～500 | | | | | | | | | | | | | | | | | | 0 (0.0) |
| 401～450 | | | | | | | | | | | | | | | | | | 0 (0.0) |
| 351～400 | | | | | | | | | | | | | | | 1 (0.0) | 1 (0.0) | | 2 (0.0) |
| 301～350 | | | | | | | | | | | | | 2 (0.0) | 1 (0.0) | 1 (0.1) | 1 (0.1) | | 49 (0.2) |
| 251～300 | | 2 (0.0) | | | | | | | | | | 1 (0.0) | 11 (0.0) | 13 (0.1) | 121 (0.5) | 95 (0.4) | 4 (0.0) | 247 (1.0) |
| 201～250 | | 8 (0.0) | | | | | | | | | | 2 (0.0) | 28 (0.1) | 44 (0.2) | 246 (1.0) | 355 (1.4) | 60 (0.2) | 743 (3.0) |
| 176～200 | | 18 (0.1) | | | | | | | | | | 3 (0.0) | 23 (0.1) | 35 (0.1) | 129 (0.5) | 272 (1.1) | 54 (0.2) | 534 (2.2) |
| 151～175 | | 39 (0.2) | 1 (0.0) | | | | | | | | | 4 (0.0) | 27 (0.1) | 29 (0.1) | 151 (0.6) | 329 (1.3) | 59 (0.2) | 639 (2.6) |
| 126～150 | | 84 (0.3) | 5 (0.0) | | 1 (0.0) | | | | | | | 18 (0.1) | 61 (0.2) | 24 (0.1) | 186 (0.8) | 372 (1.5) | 118 (0.5) | 869 (3.5) |
| 101～125 | | 128 (0.5) | 10 (0.0) | | | 1 (0.0) | | | | | | 35 (0.1) | 79 (0.3) | 40 (0.2) | 180 (0.7) | 464 (1.9) | 162 (0.7) | 1099 (4.5) |
| 76～100 | | 301 (1.2) | 43 (0.2) | | | | | | | 1 (0.0) | 1 (0.0) | 47 (0.2) | 100 (0.4) | 54 (0.2) | 165 (0.7) | 510 (2.1) | 305 (1.2) | 1527 (6.2) |
| 51～75 | | 811 (3.3) | 156 (0.6) | 5 (0.0) | | | 1 (0.0) | 1 (0.0) | | 1 (0.0) | 2 (0.0) | 70 (0.3) | 286 (1.2) | 93 (0.4) | 190 (0.8) | 607 (2.5) | 385 (1.6) | 2608 (10.6) |
| 26～50 | | 2311 (9.4) | 526 (2.1) | 14 (0.1) | 6 (0.0) | 4 (0.0) | 5 (0.0) | 1 (0.0) | 2 (0.0) | 3 (0.0) | 13 (0.1) | 180 (0.7) | 633 (2.6) | 303 (1.2) | 428 (1.7) | 1059 (4.3) | 1335 (5.4) | 6823 (27.8) |
| 合計 | | 3702 (15.1) | 741 (3.0) | 19 (0.1) | 7 (0.0) | 5 (0.0) | 6 (0.0) | 2 (0.0) | 2 (0.0) | 5 (0.0) | 16 (0.1) | 360 (1.5) | 1250 (5.1) | 636 (2.6) | 1825 (7.4) | 4082 (16.6) | 2482 (10.1) | 15140 (61.6) |
| (連続観測) | | | | | | | | | | | | | | | | | 波高が25cm以下の回数 | 9435 (38.4) |
| | | | | | | | | | | | | | | | | | 合計 | 24575 (100.0) |

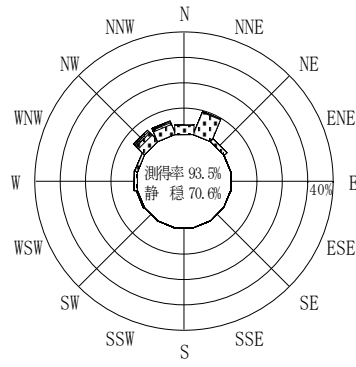
付表-B.5.25(d) 名瀬 f5周期帯領域における波高・波向階級別出現頻度統計（連続観測）

2006年 1月～2006年12月(年) 波向・波高階級別出現頻度表 (f5: 6.7～7.5秒) 観測地点: 名瀬

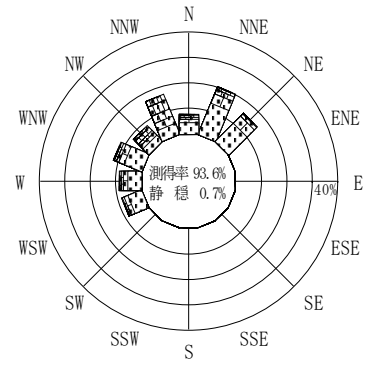
| 波高 | 波向 | NNE | NE | ENE | E | ESE | SE | SSE | S | SSW | SW | WSW | W | WNW | NW | NNW | N | 合計 | |
|---------|----|----------------|--------------|-------------|-------------|-------------|-------------|-------------|-------------|-------------|-------------|--------------|---------------|---------------|---------------|----------------|----------------|------------------|-------------|
| 801～ | | | | | | | | | | | | | | | | | | 0 (0.0) | |
| 751～800 | | | | | | | | | | | | | | | | | | 0 (0.0) | |
| 701～750 | | | | | | | | | | | | | | | | | | 0 (0.0) | |
| 651～700 | | | | | | | | | | | | | | | | | | 0 (0.0) | |
| 601～650 | | | | | | | | | | | | | | | | | | 0 (0.0) | |
| 551～600 | | | | | | | | | | | | | | | | | | 0 (0.0) | |
| 501～550 | | | | | | | | | | | | | | | | | | 0 (0.0) | |
| 451～500 | | | | | | | | | | | | | | | | | | 0 (0.0) | |
| 401～450 | | | | | | | | | | | | | | | | | | 0 (0.0) | |
| 351～400 | | | | | | | | | | | | | | | | | | 0 (0.0) | |
| 301～350 | | | | | | | | | | | | | | | | | | 0 (0.0) | |
| 251～300 | | | | | | | | | | | | | | | | | 1 (0.0) | 1 (0.0) | |
| 201～250 | | 1 (0.0) | | | | | | | | | | | | | 3 (0.1) | 24 (0.1) | 16 (0.1) | 8 (0.0) | 52 (0.2) |
| 176～200 | | 11 (0.0) | | | | | | | | | | 3 (0.0) | 2 (0.0) | 29 (0.1) | 118 (0.5) | 90 (0.4) | 56 (0.2) | 309 (1.3) | |
| 151～175 | | 27 (0.1) | 2 (0.0) | | | | | | | | | 10 (0.0) | 13 (0.1) | 41 (0.2) | 214 (0.9) | 329 (1.3) | 127 (0.5) | 763 (3.1) | |
| 126～150 | | 60 (0.2) | 7 (0.0) | | | | | | | | | 29 (0.1) | 81 (0.3) | 90 (0.4) | 262 (1.1) | 558 (2.3) | 182 (0.7) | 1269 (5.2) | |
| 101～125 | | 142 (0.6) | 25 (0.1) | 5 (0.0) | 1 (0.0) | | | | | | | 3 (0.0) | 34 (0.1) | 130 (0.5) | 142 (0.6) | 855 (3.5) | 281 (1.1) | 1900 (7.7) | |
| 76～100 | | 318 (1.3) | 32 (0.1) | 3 (0.0) | 3 (0.0) | 1 (0.0) | 2 (0.0) | | 1 (0.0) | | 4 (0.0) | 65 (0.3) | 277 (1.1) | 132 (0.5) | 417 (1.7) | 1142 (4.6) | 413 (1.7) | 2810 (11.4) | |
| 51～75 | | 641 (2.6) | 135 (0.5) | 6 (0.0) | 4 (0.0) | 8 (0.0) | 1 (0.0) | 4 (0.0) | 4 (0.0) | 6 (0.0) | 6 (0.0) | 76 (0.3) | 469 (1.9) | 197 (0.8) | 496 (2.0) | 1208 (4.9) | 604 (2.5) | 3865 (15.7) | |
| 26～50 | | 2064 (8.4) | 797 (3.2) | 67 (0.3) | 35 (0.1) | 17 (0.1) | 21 (0.1) | 9 (0.0) | 9 (0.0) | 14 (0.1) | 77 (0.3) | 497 (2.0) | 1001 (4.1) | 386 (1.6) | 506 (2.1) | 930 (3.8) | 1275 (5.2) | 7705 (31.4) | |
| 合計 | | 3264 (13.3) | 998 (4.1) | 81 (0.3) | 43 (0.2) | 26 (0.1) | 24 (0.1) | 13 (0.1) | 14 (0.1) | 20 (0.1) | 90 (0.4) | 714 (2.9) | 1973 (8.0) | 1020 (4.2) | 2319 (9.4) | 5129 (20.9) | 2946 (12.0) | 18674 (76.0) | |
| (連続観測) | | | | | | | | | | | | | | | | | 波高が25cm以下の回数 | 5901 (24.0) | |
| | | | | | | | | | | | | | | | | | 合計 | 24575 (100.0) | |



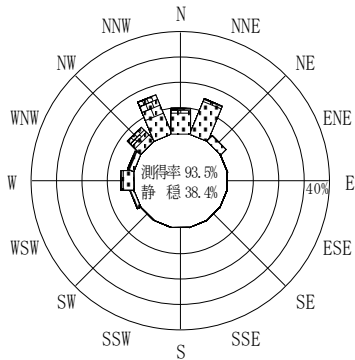
(f2 : 16.0~25.6秒)
2006年 1月~2006年12月



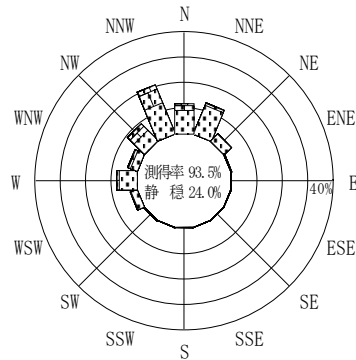
(f3 : 10.7~14.0秒)
2006年 1月~2006年12月



(全周期帯)
2006年 1月~2006年12月



(f4 : 8.0~9.8秒)
2006年 1月~2006年12月



(f5 : 6.7~7.5秒)
2006年 1月~2006年12月

名瀬



(連続観測)

付図-B. 4. 25 名瀬 波高・波向別出現頻度図 (連続観測, f2, f3, f4, f5, 全周期帯)