

付表-A.5.52(a) 室津 f2周期帯領域における波高・波向階級別出現頻度統計

2006年 1月～2006年12月(年) 波向・波高階級別出現頻度表 (f2: 16.0～25.6秒) 観測地点: 室津

| 波高 | 波向 | NNE | NE | ENE | E | ESE | SE | SSE | S | SSW | SW | WSW | W | WNW | NW | NNW | N | 合計 |
|--------------|----|------------|------------|------------|------------|------------|------------|------------|--------------|-------------|-------------|------------|------------|------------|------------|------------|------------|-----------------|
| 801～ | | | | | | | | | | | | | | | | | | 0 (0.0) |
| 751～800 | | | | | | | | | | | | | | | | | | 0 (0.0) |
| 701～750 | | | | | | | | | | | | | | | | | | 0 (0.0) |
| 651～700 | | | | | | | | | | | | | | | | | | 0 (0.0) |
| 601～650 | | | | | | | | | | | | | | | | | | 0 (0.0) |
| 551～600 | | | | | | | | | | | | | | | | | | 0 (0.0) |
| 501～550 | | | | | | | | | | | | | | | | | | 0 (0.0) |
| 451～500 | | | | | | | | | | | | | | | | | | 0 (0.0) |
| 401～450 | | | | | | | | | | | | | | | | | | 0 (0.0) |
| 351～400 | | | | | | | | | | | | | | | | | | 0 (0.0) |
| 301～350 | | | | | | | | | | | | | | | | | | 0 (0.0) |
| 251～300 | | | | | | | | | | | | | | | | | | 0 (0.0) |
| 201～250 | | | | | | | | | | | | | | | | | | 0 (0.0) |
| 176～200 | | | | | | | | | | | | | | | | | | 0 (0.0) |
| 151～175 | | | | | | | | | 2 (0.1) | | | | | | | | | 2 (0.1) |
| 126～150 | | | | | | | | | 4 (0.1) | 2 (0.1) | | | | | | | | 6 (0.2) |
| 101～125 | | | | | | | | | 6 (0.2) | 4 (0.1) | | | | | | | | 10 (0.3) |
| 76～100 | | | | | | | | | 10 (0.3) | 9 (0.3) | | | | | | | | 19 (0.6) |
| 51～75 | | | | | | | | | 9 (0.3) | 17 (0.6) | 3 (0.1) | | | | | | | 29 (1.0) |
| 26～50 | | | | | | | | 8 (0.3) | 72 (2.4) | 51 (1.7) | 12 (0.4) | | | | | | | 143 (4.7) |
| 合計 | | 0 (0.0) | 0 (0.0) | 0 (0.0) | 0 (0.0) | 0 (0.0) | 0 (0.0) | 8 (0.3) | 103 (3.4) | 83 (2.7) | 15 (0.5) | 0 (0.0) | 0 (0.0) | 0 (0.0) | 0 (0.0) | 0 (0.0) | 0 (0.0) | 209 (6.9) |
| 波高が25cm以下の回数 | | | | | | | | | | | | | | | | | | 2810 (93.1) |
| 合計 | | | | | | | | | | | | | | | | | | 3019 (100.0) |

付表-A.5.52(b) 室津 f3周期帯領域における波高・波向階級別出現頻度統計

2006年 1月～2006年12月(年) 波向・波高階級別出現頻度表 (f3: 10.7～14.0秒) 観測地点: 室津

| 波高 | 波向 | NNE | NE | ENE | E | ESE | SE | SSE | S | SSW | SW | WSW | W | WNW | NW | NNW | N | 合計 |
|--------------|----|------------|------------|------------|------------|------------|------------|--------------|---------------|---------------|-------------|------------|------------|------------|------------|------------|------------|-----------------|
| 801～ | | | | | | | | | | | | | | | | | | 0 (0.0) |
| 751～800 | | | | | | | | | | | | | | | | | | 0 (0.0) |
| 701～750 | | | | | | | | | | | | | | | | | | 0 (0.0) |
| 651～700 | | | | | | | | | | | | | | | | | | 0 (0.0) |
| 601～650 | | | | | | | | | | | | | | | | | | 0 (0.0) |
| 551～600 | | | | | | | | | | | | | | | | | | 0 (0.0) |
| 501～550 | | | | | | | | | | | | | | | | | | 0 (0.0) |
| 451～500 | | | | | | | | | | | | | | | | | | 0 (0.0) |
| 401～450 | | | | | | | | | | | | | | | | | | 0 (0.0) |
| 351～400 | | | | | | | | | | | | | | | | | | 0 (0.0) |
| 301～350 | | | | | | | | | | | | | | | | | | 0 (0.0) |
| 251～300 | | | | | | | | | | | | | | | | | | 0 (0.0) |
| 201～250 | | | | | | | | | 4 (0.1) | 3 (0.1) | | | | | | | | 7 (0.2) |
| 176～200 | | | | | | | | | 3 (0.1) | 3 (0.1) | | | | | | | | 6 (0.2) |
| 151～175 | | | | | | | | | 2 (0.1) | 13 (0.4) | | | | | | | | 15 (0.5) |
| 126～150 | | | | | | | | 1 (0.0) | 15 (0.5) | 22 (0.7) | | | | | | | | 38 (1.3) |
| 101～125 | | | | | | | | | 41 (1.4) | 40 (1.3) | 1 (0.0) | | | | | | | 82 (2.7) |
| 76～100 | | | | | | | | 5 (0.2) | 111 (3.7) | 46 (1.5) | | | | | | | | 162 (5.4) |
| 51～75 | | | | | | | | 9 (0.3) | 145 (4.8) | 80 (2.6) | 1 (0.0) | | | | | | | 235 (7.8) |
| 26～50 | | | | | | | 2 (0.1) | 95 (3.1) | 398 (13.2) | 126 (4.2) | 9 (0.3) | | | | | | | 630 (20.9) |
| 合計 | | 0 (0.0) | 0 (0.0) | 0 (0.0) | 0 (0.0) | 0 (0.0) | 2 (0.1) | 110 (3.6) | 719 (23.8) | 333 (11.0) | 11 (0.4) | 0 (0.0) | 0 (0.0) | 0 (0.0) | 0 (0.0) | 0 (0.0) | 0 (0.0) | 1175 (38.9) |
| 波高が25cm以下の回数 | | | | | | | | | | | | | | | | | | 1844 (61.1) |
| 合計 | | | | | | | | | | | | | | | | | | 3019 (100.0) |

付表-A.5.52(c) 室津 f4周期帯領域における波高・波向階級別出現頻度統計

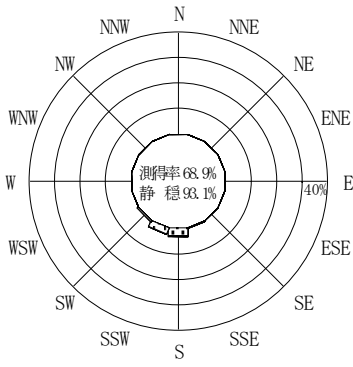
2006年 1月～2006年12月(年) 波向・波高階級別出現頻度表 (f4: 8.0～9.8秒) 観測地点: 室津

| 波高 | 波向 | NNE | NE | ENE | E | ESE | SE | SSE | S | SSW | SW | WSW | W | WNW | NW | NNW | N | 合計 | |
|---------|----|------------|------------|------------|------------|------------|------------|--------------|----------------|---------------|-------------|------------|------------|------------|------------|------------|------------|----------------|-----------------|
| 801～ | | | | | | | | | | | | | | | | | | 0 (0.0) | |
| 751～800 | | | | | | | | | | | | | | | | | | 0 (0.0) | |
| 701～750 | | | | | | | | | | | | | | | | | | 0 (0.0) | |
| 651～700 | | | | | | | | | | | | | | | | | | 0 (0.0) | |
| 601～650 | | | | | | | | | | | | | | | | | | 0 (0.0) | |
| 551～600 | | | | | | | | | | | | | | | | | | 0 (0.0) | |
| 501～550 | | | | | | | | | | | | | | | | | | 0 (0.0) | |
| 451～500 | | | | | | | | | | | | | | | | | | 0 (0.0) | |
| 401～450 | | | | | | | | | | | | | | | | | | 0 (0.0) | |
| 351～400 | | | | | | | | | | | | | | | | | | 0 (0.0) | |
| 301～350 | | | | | | | | | | 1 (0.0) | | | | | | | | 1 (0.0) | |
| 251～300 | | | | | | | | | 3 (0.1) | 1 (0.0) | | | | | | | | 4 (0.1) | |
| 201～250 | | | | | | | | | 15 (0.5) | 12 (0.4) | | | | | | | | 27 (0.9) | |
| 176～200 | | | | | | | | | 7 (0.2) | 11 (0.4) | | | | | | | | 18 (0.6) | |
| 151～175 | | | | | | | | | 10 (0.3) | 7 (0.2) | 2 (0.1) | | | | | | | 19 (0.6) | |
| 126～150 | | | | | | | | 1 (0.0) | 18 (0.6) | 14 (0.5) | | | | | | | | 33 (1.1) | |
| 101～125 | | | | | | | | 2 (0.1) | 30 (1.0) | 14 (0.5) | 3 (0.1) | | | | | | | 49 (1.6) | |
| 76～100 | | | | | | | | 10 (0.3) | 118 (3.9) | 32 (1.1) | 1 (0.0) | | | | | | | 161 (5.3) | |
| 51～75 | | | | | | | | 39 (1.3) | 244 (8.1) | 61 (2.0) | 1 (0.0) | | | | | | | 345 (11.4) | |
| 26～50 | | | | | | | 1 (0.0) | 197 (6.5) | 606 (20.1) | 157 (5.2) | 17 (0.6) | | | | | | | 978 (32.4) | |
| 合計 | | 0 (0.0) | 0 (0.0) | 0 (0.0) | 0 (0.0) | 0 (0.0) | 1 (0.0) | 249 (8.2) | 1051 (34.8) | 310 (10.3) | 24 (0.8) | 0 (0.0) | 0 (0.0) | 0 (0.0) | 0 (0.0) | 0 (0.0) | 0 (0.0) | 1635 (54.2) | |
| | | | | | | | | | | | | | | | | | | 波高が25cm以下の回数 | 1384 (45.8) |
| | | | | | | | | | | | | | | | | | | 合計 | 3019 (100.0) |

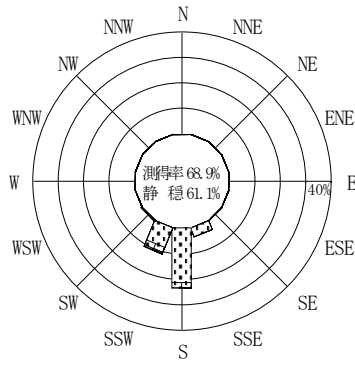
付表-A.5.52(d) 室津 f5周期帯領域における波高・波向階級別出現頻度統計

2006年 1月～2006年12月(年) 波向・波高階級別出現頻度表 (f5: 4.7～7.5秒) 観測地点: 室津

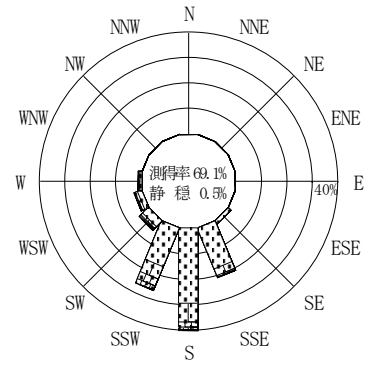
| 波高 | 波向 | NNE | NE | ENE | E | ESE | SE | SSE | S | SSW | SW | WSW | W | WNW | NW | NNW | N | 合計 | |
|---------|----|------------|------------|------------|------------|------------|-------------|---------------|----------------|---------------|--------------|--------------|-------------|------------|------------|------------|------------|----------------|-----------------|
| 801～ | | | | | | | | | | | | | | | | | | 0 (0.0) | |
| 751～800 | | | | | | | | | | | | | | | | | | 0 (0.0) | |
| 701～750 | | | | | | | | | | | | | | | | | | 0 (0.0) | |
| 651～700 | | | | | | | | | | | | | | | | | | 0 (0.0) | |
| 601～650 | | | | | | | | | | | | | | | | | | 0 (0.0) | |
| 551～600 | | | | | | | | | | | | | | | | | | 0 (0.0) | |
| 501～550 | | | | | | | | | | | | | | | | | | 0 (0.0) | |
| 451～500 | | | | | | | | | | | | | | | | | | 0 (0.0) | |
| 401～450 | | | | | | | | | | | | | | | | | | 0 (0.0) | |
| 351～400 | | | | | | | | | | | | | | | | | | 0 (0.0) | |
| 301～350 | | | | | | | | | | | | | | | | | | 0 (0.0) | |
| 251～300 | | | | | | | | | 1 (0.0) | 1 (0.0) | | 1 (0.0) | | | | | | 3 (0.1) | |
| 201～250 | | | | | | | | | 8 (0.3) | 10 (0.3) | 3 (0.1) | 2 (0.1) | | | | | | 23 (0.8) | |
| 176～200 | | | | | | | | | 11 (0.4) | 18 (0.6) | 7 (0.2) | 9 (0.3) | | | | | | 45 (1.5) | |
| 151～175 | | | | | | | | 1 (0.0) | 17 (0.6) | 20 (0.7) | 11 (0.4) | 7 (0.2) | 2 (0.1) | | | | | 58 (1.9) | |
| 126～150 | | | | | | | | 3 (0.1) | 33 (1.1) | 23 (0.8) | 12 (0.4) | 5 (0.2) | 2 (0.1) | | | | | 78 (2.6) | |
| 101～125 | | | | | | | | 9 (0.3) | 57 (1.9) | 17 (0.6) | 16 (0.5) | 4 (0.1) | 1 (0.0) | | | | | 139 (4.6) | |
| 76～100 | | | | | | | | 29 (1.0) | 169 (5.6) | 83 (2.7) | 31 (1.0) | 25 (0.8) | 10 (0.3) | 1 (0.0) | | | | 348 (11.5) | |
| 51～75 | | | | | | | | 113 (3.7) | 278 (9.2) | 114 (3.8) | 47 (1.6) | 35 (1.2) | 9 (0.3) | 2 (0.1) | | | | 598 (19.8) | |
| 26～50 | | | | | 1 (0.0) | 2 (0.1) | 10 (0.3) | 250 (8.3) | 590 (19.5) | 242 (8.0) | 81 (2.7) | 26 (0.9) | 5 (0.2) | | 2 (0.1) | | | 1209 (40.0) | |
| 合計 | | 0 (0.0) | 0 (0.0) | 0 (0.0) | 1 (0.0) | 2 (0.1) | 10 (0.3) | 405 (13.4) | 1164 (38.6) | 546 (18.1) | 209 (6.9) | 126 (4.2) | 32 (1.1) | 4 (0.1) | 2 (0.1) | 0 (0.0) | 0 (0.0) | 2501 (82.8) | |
| | | | | | | | | | | | | | | | | | | 波高が25cm以下の回数 | 518 (17.2) |
| | | | | | | | | | | | | | | | | | | 合計 | 3019 (100.0) |



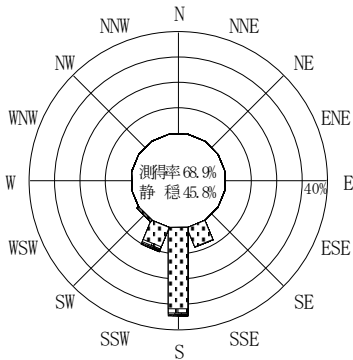
(f2 : 16.0~25.6秒)
2006年 1月~2006年12月



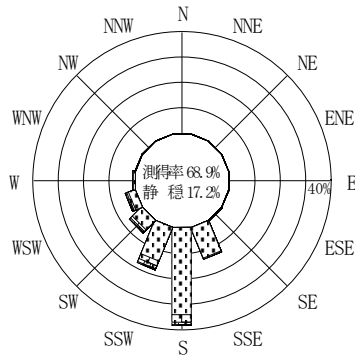
(f3 : 10.7~14.0秒)
2006年 1月~2006年12月



(全周期帯)
2006年 1月~2006年12月

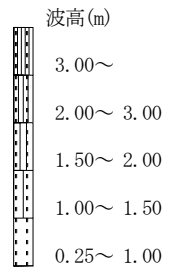


(f4 : 8.0~9.8秒)
2006年 1月~2006年12月



(f5 : 4.7~7.5秒)
2006年 1月~2006年12月

室津



付図-A. 4. 52 室津 波高・波向別出現頻度図 (f2, f3, f4, f5, 全周期帯)