

付表 - A.5.21(a) 玄界灘 f2周期帯領域における波高・波向階級別出現頻度統計
 2005年 1月～2005年12月(年) 波向・波高階級別出現頻度表 (f2: 16.0～25.6秒) 観測地点: 玄界灘

| 波高 | 波向 | NNE | NE | ENE | E | ESE | SE | SSE | S | SSW | SW | WSW | W | WNW | NW | NNW | N | 合計 |
|--------------|----|-------------|------------|------------|------------|------------|------------|------------|------------|------------|------------|------------|------------|------------|------------|------------|-------------|-----------------|
| 801～ | | | | | | | | | | | | | | | | | | 0 (0.0) |
| 751～800 | | | | | | | | | | | | | | | | | | 0 (0.0) |
| 701～750 | | | | | | | | | | | | | | | | | | 0 (0.0) |
| 651～700 | | | | | | | | | | | | | | | | | | 0 (0.0) |
| 601～650 | | | | | | | | | | | | | | | | | | 0 (0.0) |
| 551～600 | | | | | | | | | | | | | | | | | | 0 (0.0) |
| 501～550 | | | | | | | | | | | | | | | | | | 0 (0.0) |
| 451～500 | | | | | | | | | | | | | | | | | | 0 (0.0) |
| 401～450 | | | | | | | | | | | | | | | | | | 0 (0.0) |
| 351～400 | | | | | | | | | | | | | | | | | | 0 (0.0) |
| 301～350 | | | | | | | | | | | | | | | | | | 0 (0.0) |
| 251～300 | | | | | | | | | | | | | | | | | | 0 (0.0) |
| 201～250 | | | | | | | | | | | | | | | | | | 0 (0.0) |
| 176～200 | | | | | | | | | | | | | | | | | | 0 (0.0) |
| 151～175 | | | | | | | | | | | | | | | | | | 0 (0.0) |
| 126～150 | | 1 (0.0) | | | | | | | | | | | | | | | | 1 (0.0) |
| 101～125 | | 2 (0.1) | | | | | | | | | | | | | | | 2 (0.1) | 4 (0.1) |
| 76～100 | | 3 (0.1) | | | | | | | | | | | | | | | 7 (0.2) | 10 (0.3) |
| 51～75 | | 8 (0.3) | | | | | | | | | | | | | | | 15 (0.5) | 23 (0.7) |
| 26～50 | | 19 (0.6) | 1 (0.0) | | | | | | | | | | 1 (0.0) | | | 1 (0.0) | 13 (0.4) | 35 (1.1) |
| 合計 | | 33 (1.0) | 1 (0.0) | 0 (0.0) | 0 (0.0) | 0 (0.0) | 0 (0.0) | 0 (0.0) | 0 (0.0) | 0 (0.0) | 0 (0.0) | 0 (0.0) | 1 (0.0) | 0 (0.0) | 0 (0.0) | 1 (0.0) | 37 (1.2) | 73 (2.3) |
| 波高が25cm以下の回数 | | | | | | | | | | | | | | | | | | 3074 (97.7) |
| 合計 | | | | | | | | | | | | | | | | | | 3147 (100.0) |

付表 - A.5.21(b) 玄界灘 f3周期帯領域における波高・波向階級別出現頻度統計
 2005年 1月～2005年12月(年) 波向・波高階級別出現頻度表 (f3: 10.7～14.0秒) 観測地点: 玄界灘

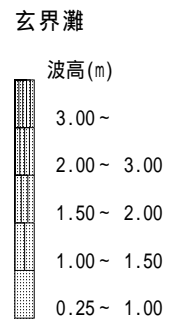
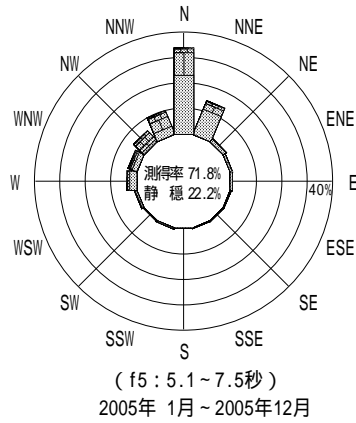
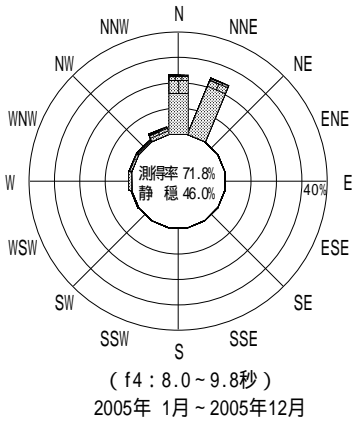
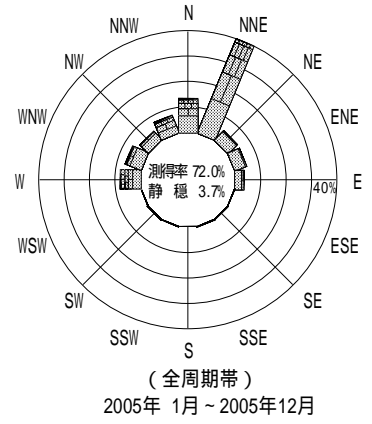
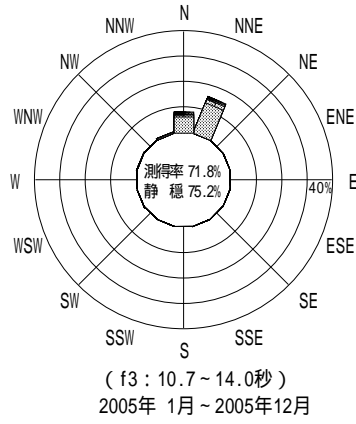
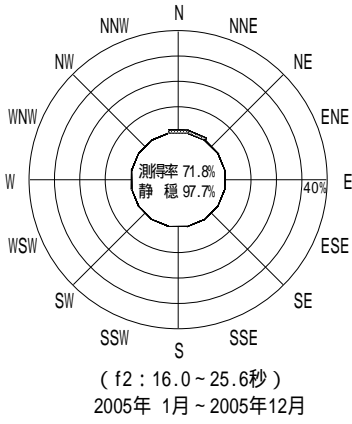
| 波高 | 波向 | NNE | NE | ENE | E | ESE | SE | SSE | S | SSW | SW | WSW | W | WNW | NW | NNW | N | 合計 | |
|--------------|----|---------------|------------|------------|------------|------------|------------|------------|------------|------------|------------|------------|------------|------------|------------|-------------|--------------|-----------------|---------------|
| 801～ | | | | | | | | | | | | | | | | | | 0 (0.0) | |
| 751～800 | | | | | | | | | | | | | | | | | | 0 (0.0) | |
| 701～750 | | | | | | | | | | | | | | | | | | 0 (0.0) | |
| 651～700 | | | | | | | | | | | | | | | | | | 0 (0.0) | |
| 601～650 | | | | | | | | | | | | | | | | | | 0 (0.0) | |
| 551～600 | | | | | | | | | | | | | | | | | | 0 (0.0) | |
| 501～550 | | | | | | | | | | | | | | | | | | 0 (0.0) | |
| 451～500 | | | | | | | | | | | | | | | | | 1 (0.0) | 1 (0.0) | |
| 401～450 | | | | | | | | | | | | | | | | | 2 (0.1) | 2 (0.1) | |
| 351～400 | | 1 (0.0) | | | | | | | | | | | | | | | 2 (0.1) | 3 (0.1) | |
| 301～350 | | 4 (0.1) | | | | | | | | | | | | | | | 7 (0.2) | 11 (0.3) | |
| 251～300 | | 5 (0.2) | | | | | | | | | | | | | | | 9 (0.3) | 14 (0.4) | |
| 201～250 | | 10 (0.3) | | | | | | | | | | | | | | | 10 (0.3) | 20 (0.6) | |
| 176～200 | | 6 (0.2) | | | | | | | | | | | | | | | 3 (0.1) | 9 (0.3) | |
| 151～175 | | 11 (0.3) | | | | | | | | | | | | | | 2 (0.1) | 4 (0.1) | 17 (0.5) | |
| 126～150 | | 12 (0.4) | | | | | | | | | | | | | | | 10 (0.3) | 22 (0.7) | |
| 101～125 | | 31 (1.0) | | | | | | | | | | | | | | | 3 (0.1) | 13 (0.4) | 47 (1.5) |
| 76～100 | | 52 (1.7) | | | | | | | | | | | | | | | 3 (0.1) | 19 (0.6) | 79 (2.5) |
| 51～75 | | 108 (3.4) | | | | | | | | | | | | | | | 4 (0.1) | 51 (1.6) | 165 (5.2) |
| 26～50 | | 250 (7.9) | | | | | | | | | | | 1 (0.0) | 1 (0.0) | 2 (0.1) | 1 (0.0) | 7 (0.2) | 130 (4.1) | 392 (12.5) |
| 合計 | | 490 (15.6) | 0 (0.0) | 0 (0.0) | 0 (0.0) | 0 (0.0) | 0 (0.0) | 0 (0.0) | 0 (0.0) | 0 (0.0) | 0 (0.0) | 1 (0.0) | 3 (0.1) | 5 (0.2) | 3 (0.1) | 19 (0.6) | 261 (8.3) | 782 (24.8) | |
| 波高が25cm以下の回数 | | | | | | | | | | | | | | | | | | 2365 (75.2) | |
| 合計 | | | | | | | | | | | | | | | | | | 3147 (100.0) | |

付表 - A.5.21(c) 玄界灘 f4周期帯領域における波高・波向階級別出現頻度統計
 2005年 1月～2005年12月(年) 波向・波高階級別出現頻度表 (f4: 8.0～9.8秒) 観測地点: 玄界灘

| 波高 | 波向 | NNE | NE | ENE | E | ESE | SE | SSE | S | SSW | SW | WSW | W | WNW | NW | NNW | N | 合計 |
|--------------|---------------|------------|------------|------------|------------|------------|------------|------------|------------|------------|------------|-------------|-------------|-------------|-------------|---------------|-----------------|--------------|
| 801～ | | | | | | | | | | | | | | | | | | 0 (0.0) |
| 751～800 | | | | | | | | | | | | | | | | | | 0 (0.0) |
| 701～750 | | | | | | | | | | | | | | | | | | 0 (0.0) |
| 651～700 | | | | | | | | | | | | | | | | | | 0 (0.0) |
| 601～650 | | | | | | | | | | | | | | | | | | 0 (0.0) |
| 551～600 | | | | | | | | | | | | | | | | | | 0 (0.0) |
| 501～550 | | | | | | | | | | | | | | | | | | 0 (0.0) |
| 451～500 | | | | | | | | | | | | | | | | | | 0 (0.0) |
| 401～450 | | | | | | | | | | | | | | | | | | 0 (0.0) |
| 351～400 | | | | | | | | | | | | | | | 1 (0.0) | | 1 (0.0) | 2 (0.1) |
| 301～350 | | | | | | | | | | | | | | | 2 (0.1) | 1 (0.0) | 2 (0.1) | 5 (0.2) |
| 251～300 | 1 (0.0) | | | | | | | | | | | | | | 2 (0.1) | 3 (0.1) | 3 (0.1) | 9 (0.3) |
| 201～250 | 3 (0.1) | | | | | | | | | | | | | 1 (0.0) | 4 (0.1) | 5 (0.2) | 11 (0.3) | 24 (0.8) |
| 176～200 | 8 (0.3) | | | | | | | | | | | | | 3 (0.1) | | 2 (0.1) | 19 (0.6) | 32 (1.0) |
| 151～175 | 17 (0.5) | | | | | | | | | | | | | | 11 (0.3) | 30 (1.0) | 58 (1.8) | |
| 126～150 | 14 (0.4) | | | | | | | | | | | | | | 5 (0.2) | 12 (0.4) | 55 (1.7) | 86 (2.7) |
| 101～125 | 65 (2.1) | | | | | | | | | | | | 1 (0.0) | 3 (0.1) | 3 (0.1) | 21 (0.7) | 104 (3.3) | 197 (6.3) |
| 76～100 | 122 (3.9) | | | | | | | | | | | | 1 (0.0) | 3 (0.1) | 5 (0.2) | 13 (0.4) | 148 (4.7) | 292 (9.3) |
| 51～75 | 218 (6.9) | | | | | | | | | | 1 (0.0) | 13 (0.4) | 6 (0.2) | 4 (0.1) | 18 (0.6) | 166 (5.3) | 426 (13.5) | |
| 26～50 | 307 (9.8) | | | | | | | | | | 7 (0.2) | 22 (0.7) | 15 (0.5) | 7 (0.2) | 13 (0.4) | 197 (6.3) | 568 (18.0) | |
| 合計 | 755 (24.0) | 0 (0.0) | 0 (0.0) | 0 (0.0) | 0 (0.0) | 0 (0.0) | 0 (0.0) | 0 (0.0) | 0 (0.0) | 0 (0.0) | 8 (0.3) | 37 (1.2) | 31 (1.0) | 33 (1.0) | 99 (3.1) | 736 (23.4) | 1699 (54.0) | |
| 波高が25cm以下の回数 | | | | | | | | | | | | | | | | | 1448 | |
| 合計 | | | | | | | | | | | | | | | | | 3147 (100.0) | |

付表 - A.5.21(d) 玄界灘 f5周期帯領域における波高・波向階級別出現頻度統計
 2005年 1月～2005年12月(年) 波向・波高階級別出現頻度表 (f5: 5.1～7.5秒) 観測地点: 玄界灘

| 波高 | 波向 | NNE | NE | ENE | E | ESE | SE | SSE | S | SSW | SW | WSW | W | WNW | NW | NNW | N | 合計 |
|--------------|---------------|-------------|-------------|-------------|-------------|------------|------------|------------|-------------|------------|-------------|--------------|--------------|--------------|---------------|----------------|-----------------|---------------|
| 801～ | | | | | | | | | | | | | | | | | | 0 (0.0) |
| 751～800 | | | | | | | | | | | | | | | | | | 0 (0.0) |
| 701～750 | | | | | | | | | | | | | | | | | | 0 (0.0) |
| 651～700 | | | | | | | | | | | | | | | | | | 0 (0.0) |
| 601～650 | | | | | | | | | | | | | | | | | | 0 (0.0) |
| 551～600 | | | | | | | | | | | | | | | | | | 0 (0.0) |
| 501～550 | | | | | | | | | | | | | | | | | | 0 (0.0) |
| 451～500 | | | | | | | | | | | | | | | | | | 0 (0.0) |
| 401～450 | | | | | | | | | | | | | | | | | | 0 (0.0) |
| 351～400 | | | | | | | | | | | | | | | | | | 0 (0.0) |
| 301～350 | | | | | | | | | | | | | | | | | | 0 (0.0) |
| 251～300 | | | | | | | | | | | | | | 2 (0.1) | 6 (0.2) | 2 (0.1) | 2 (0.1) | 12 (0.4) |
| 201～250 | 5 (0.2) | | | | | | | | | | | | | 9 (0.3) | 28 (0.9) | 15 (0.5) | 9 (0.3) | 66 (2.1) |
| 176～200 | 14 (0.4) | | | | | | | | | | | | 4 (0.1) | 8 (0.3) | 40 (1.3) | 19 (0.6) | 10 (0.3) | 95 (3.0) |
| 151～175 | 16 (0.5) | | | | | | | | | | | 1 (0.0) | 5 (0.2) | 7 (0.2) | 28 (0.9) | 43 (1.4) | 34 (1.1) | 134 (4.3) |
| 126～150 | 30 (1.0) | | | | | | 1 (0.0) | | | | | | 2 (0.1) | 6 (0.2) | 8 (0.3) | 29 (0.9) | 66 (2.1) | 97 (3.1) |
| 101～125 | 47 (1.5) | 5 (0.2) | 1 (0.0) | 1 (0.0) | 1 (0.0) | 1 (0.0) | | | | | | 5 (0.2) | 20 (0.6) | 17 (0.5) | 18 (0.6) | 62 (2.0) | 172 (5.5) | 349 (11.1) |
| 76～100 | 51 (1.6) | 5 (0.2) | 1 (0.0) | 6 (0.2) | 2 (0.1) | 1 (0.0) | | | 1 (0.0) | 2 (0.1) | 3 (0.1) | 4 (0.1) | 27 (0.9) | 26 (0.8) | 13 (0.4) | 55 (1.7) | 234 (7.4) | 431 (13.7) |
| 51～75 | 122 (3.9) | 15 (0.5) | 7 (0.2) | 4 (0.1) | 1 (0.0) | | | 1 (0.0) | 1 (0.0) | 7 (0.2) | 4 (0.1) | 5 (0.2) | 35 (1.1) | 21 (0.7) | 7 (0.2) | 27 (0.9) | 256 (8.1) | 513 (16.3) |
| 26～50 | 167 (5.3) | 22 (0.7) | 17 (0.5) | 16 (0.5) | 7 (0.2) | 6 (0.2) | 6 (0.2) | 3 (0.1) | 6 (0.2) | 1 (0.0) | 12 (0.4) | 27 (0.9) | 20 (0.6) | 12 (0.4) | 28 (0.9) | 259 (8.2) | 609 (19.4) | |
| 合計 | 452 (14.4) | 47 (1.5) | 26 (0.8) | 27 (0.9) | 11 (0.3) | 8 (0.3) | 7 (0.2) | 5 (0.2) | 15 (0.5) | 8 (0.3) | 29 (0.9) | 124 (3.9) | 118 (3.7) | 181 (5.8) | 317 (10.1) | 1073 (34.1) | 2448 (77.8) | |
| 波高が25cm以下の回数 | | | | | | | | | | | | | | | | | 699 | |
| 合計 | | | | | | | | | | | | | | | | | 3147 (100.0) | |



付図 - A.4.21 玄界灘 波高・波向別出現頻度図 (f2 , f3 , f4 , f5 , 全周期帯)