

付表 - A.5.17(a) 鳥取 f2周期帯領域における波高・波向階級別出現頻度統計

2005年 1月～2005年12月(年) 波向・波高階級別出現頻度表 (f2: 16.0～25.6秒) 観測地点: 鳥取

| 波高 | 波向 | NNE | NE | ENE | E | ESE | SE | SSE | S | SSW | SW | WSW | W | WNW | NW | NNW | N | 合計 |
|--------------|----|-------------|------------|------------|------------|------------|------------|------------|------------|------------|------------|------------|------------|------------|-------------|-------------|-----------------|-------------|
| 801～ | | | | | | | | | | | | | | | | | | 0 (0.0) |
| 751～800 | | | | | | | | | | | | | | | | | | 0 (0.0) |
| 701～750 | | | | | | | | | | | | | | | | | | 0 (0.0) |
| 651～700 | | | | | | | | | | | | | | | | | | 0 (0.0) |
| 601～650 | | | | | | | | | | | | | | | | | | 0 (0.0) |
| 551～600 | | | | | | | | | | | | | | | | | | 0 (0.0) |
| 501～550 | | | | | | | | | | | | | | | | | | 0 (0.0) |
| 451～500 | | | | | | | | | | | | | | | | | | 0 (0.0) |
| 401～450 | | | | | | | | | | | | | | | | | | 0 (0.0) |
| 351～400 | | | | | | | | | | | | | | | | | | 0 (0.0) |
| 301～350 | | | | | | | | | | | | | | | | | | 0 (0.0) |
| 251～300 | | | | | | | | | | | | | | | | | | 0 (0.0) |
| 201～250 | | | | | | | | | | | | | | | | | | 0 (0.0) |
| 176～200 | | 1 (0.0) | | | | | | | | | | | | | | | | 1 (0.0) |
| 151～175 | | | | | | | | | | | | | | | | | | 0 (0.0) |
| 126～150 | | 4 (0.1) | | | | | | | | | | | | | | | | 4 (0.1) |
| 101～125 | | 2 (0.0) | | | | | | | | | | | | | | | 3 (0.1) | 5 (0.1) |
| 76～100 | | 5 (0.1) | 1 (0.0) | | | | | | | | | | | | 1 (0.0) | 5 (0.1) | 12 (0.3) | |
| 51～75 | | 7 (0.2) | | | | | | | | | | | | | | | 12 (0.3) | 19 (0.5) |
| 26～50 | | 28 (0.7) | 2 (0.0) | | | | | | | | | | | | 9 (0.2) | 49 (1.2) | 88 (2.1) | |
| 合計 | | 47 (1.1) | 3 (0.1) | 0 (0.0) | 0 (0.0) | 0 (0.0) | 0 (0.0) | 0 (0.0) | 0 (0.0) | 0 (0.0) | 0 (0.0) | 0 (0.0) | 0 (0.0) | 0 (0.0) | 10 (0.2) | 69 (1.6) | 129 (3.1) | |
| 波高が25cm以下の回数 | | | | | | | | | | | | | | | | | 4076 (96.9) | |
| 合計 | | | | | | | | | | | | | | | | | 4205 (100.0) | |

付表 - A.5.17(b) 鳥取 f3周期帯領域における波高・波向階級別出現頻度統計

2005年 1月～2005年12月(年) 波向・波高階級別出現頻度表 (f3: 10.7～14.0秒) 観測地点: 鳥取

| 波高 | 波向 | NNE | NE | ENE | E | ESE | SE | SSE | S | SSW | SW | WSW | W | WNW | NW | NNW | N | 合計 |
|--------------|----|---------------|-------------|------------|------------|------------|------------|------------|------------|------------|------------|------------|------------|------------|-------------|--------------|-----------------|----------------|
| 801～ | | | | | | | | | | | | | | | | | | 0 (0.0) |
| 751～800 | | | | | | | | | | | | | | | | | | 0 (0.0) |
| 701～750 | | | | | | | | | | | | | | | | | | 0 (0.0) |
| 651～700 | | | | | | | | | | | | | | | | | | 0 (0.0) |
| 601～650 | | | | | | | | | | | | | | | | | | 0 (0.0) |
| 551～600 | | | | | | | | | | | | | | | | | | 0 (0.0) |
| 501～550 | | | | | | | | | | | | | | | | | | 0 (0.0) |
| 451～500 | | | | | | | | | | | | | | | | | | 0 (0.0) |
| 401～450 | | | | | | | | | | | | | | | | 1 (0.0) | 3 (0.1) | 4 (0.1) |
| 351～400 | | 2 (0.0) | | | | | | | | | | | | | 1 (0.0) | 3 (0.1) | 6 (0.1) | |
| 301～350 | | 3 (0.1) | | | | | | | | | | | | | 1 (0.0) | 8 (0.2) | 12 (0.3) | |
| 251～300 | | 8 (0.2) | | | | | | | | | | | | | 1 (0.0) | 11 (0.3) | 20 (0.5) | |
| 201～250 | | 16 (0.4) | | | | | | | | | | | | | 12 (0.3) | 32 (0.8) | 60 (1.4) | |
| 176～200 | | 12 (0.3) | | | | | | | | | | | | | 1 (0.0) | 5 (0.1) | 23 (0.5) | 41 (1.0) |
| 151～175 | | 18 (0.4) | | | | | | | | | | | | | 1 (0.0) | 4 (0.1) | 31 (0.7) | 54 (1.3) |
| 126～150 | | 23 (0.5) | 1 (0.0) | | | | | | | | | | | | | 19 (0.5) | 50 (1.2) | 93 (2.2) |
| 101～125 | | 35 (0.8) | | | | | | | | | | | | | 15 (0.4) | 58 (1.4) | 108 (2.6) | |
| 76～100 | | 57 (1.4) | 1 (0.0) | | | | | | | | | | | 1 (0.0) | 2 (0.0) | 21 (0.5) | 88 (2.1) | 170 (4.0) |
| 51～75 | | 78 (1.9) | 5 (0.1) | | | | | | | | | | | | 4 (0.1) | 23 (0.5) | 109 (2.6) | 219 (5.2) |
| 26～50 | | 192 (4.6) | 13 (0.3) | | | | | | | | | | | | 2 (0.0) | 17 (0.4) | 35 (0.8) | 447 (9.7) |
| 合計 | | 444 (10.6) | 20 (0.5) | 0 (0.0) | 0 (0.0) | 0 (0.0) | 0 (0.0) | 0 (0.0) | 0 (0.0) | 0 (0.0) | 0 (0.0) | 0 (0.0) | 0 (0.0) | 3 (0.1) | 25 (0.6) | 138 (3.3) | 564 (13.4) | 1194 (28.4) |
| 波高が25cm以下の回数 | | | | | | | | | | | | | | | | | 3011 (71.6) | |
| 合計 | | | | | | | | | | | | | | | | | 4205 (100.0) | |

付表 - A.5.17(c) 鳥取 f4周期帯領域における波高・波向階級別出現頻度統計

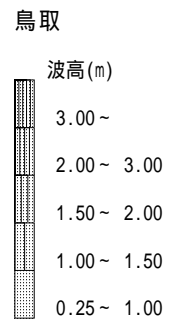
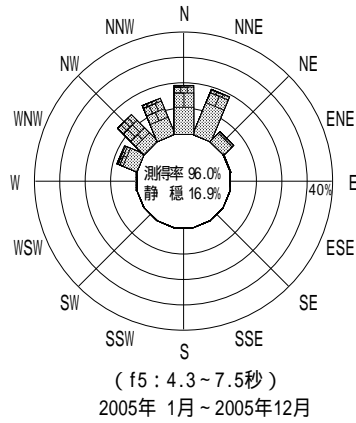
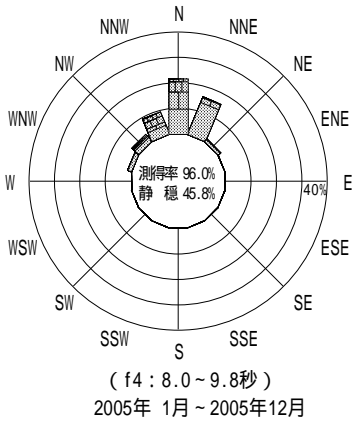
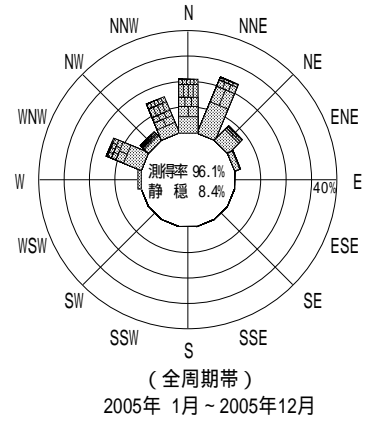
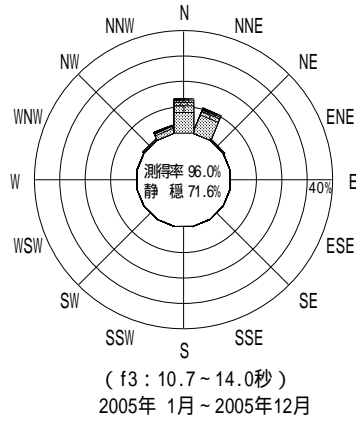
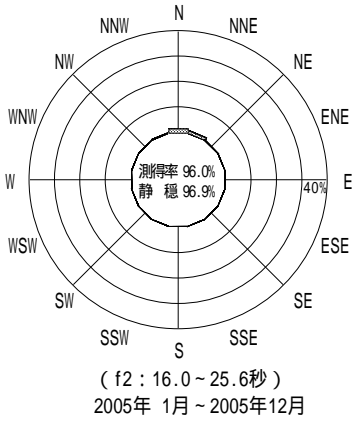
2005年 1月～2005年12月(年) 波向・波高階級別出現頻度表 (f4: 8.0～9.8秒) 観測地点: 鳥取

| 波高 | 波向 | NNE | NE | ENE | E | ESE | SE | SSE | S | SSW | SW | WSW | W | WNW | NW | NNW | N | 合計 |
|--------------|----|---------------|-------------|------------|------------|------------|------------|------------|------------|------------|------------|------------|------------|-------------|--------------|--------------|---------------|-----------------|
| 801～ | | | | | | | | | | | | | | | | | | 0 (0.0) |
| 751～800 | | | | | | | | | | | | | | | | | | 0 (0.0) |
| 701～750 | | | | | | | | | | | | | | | | | | 0 (0.0) |
| 651～700 | | | | | | | | | | | | | | | | | | 0 (0.0) |
| 601～650 | | | | | | | | | | | | | | | | | | 0 (0.0) |
| 551～600 | | | | | | | | | | | | | | | | | | 0 (0.0) |
| 501～550 | | | | | | | | | | | | | | | | | | 0 (0.0) |
| 451～500 | | | | | | | | | | | | | | | | | | 0 (0.0) |
| 401～450 | | | | | | | | | | | | | | | | | | 0 (0.0) |
| 351～400 | | | | | | | | | | | | | | | | | | 0 (0.0) |
| 301～350 | | | | | | | | | | | | | | | 1 (0.0) | 4 (0.1) | 1 (0.0) | 6 (0.1) |
| 251～300 | | | | | | | | | | | | | | | 9 (0.2) | 18 (0.4) | 10 (0.2) | 37 (0.9) |
| 201～250 | | 3 (0.1) | | | | | | | | | | | | | 13 (0.3) | 53 (1.3) | 34 (0.8) | 103 (2.4) |
| 176～200 | | 2 (0.0) | | | | | | | | | | | | 1 (0.0) | 9 (0.2) | 57 (1.4) | 62 (1.5) | 131 (3.1) |
| 151～175 | | 8 (0.2) | | | | | | | | | | | | 1 (0.0) | 12 (0.3) | 48 (1.1) | 103 (2.4) | 172 (4.1) |
| 126～150 | | 28 (0.7) | 2 (0.0) | | | | | | | | | | | 2 (0.0) | 7 (0.2) | 40 (1.0) | 145 (3.4) | 224 (5.3) |
| 101～125 | | 56 (1.3) | 6 (0.1) | | | | | | | | | | | 1 (0.0) | 19 (0.5) | 21 (0.5) | 144 (3.4) | 247 (5.9) |
| 76～100 | | 118 (2.8) | 12 (0.3) | | | | | | | | | | | 13 (0.3) | 23 (0.5) | 42 (1.0) | 143 (3.4) | 351 (8.3) |
| 51～75 | | 192 (4.6) | 14 (0.3) | | | | | | | | | | | 20 (0.5) | 28 (0.7) | 54 (1.3) | 134 (3.2) | 442 (10.5) |
| 26～50 | | 267 (6.3) | 21 (0.5) | | | | | | | | | | | 33 (0.8) | 33 (0.8) | 65 (1.5) | 146 (3.5) | 565 (13.4) |
| 合計 | | 674 (16.0) | 55 (1.3) | 0 (0.0) | 0 (0.0) | 0 (0.0) | 0 (0.0) | 0 (0.0) | 0 (0.0) | 0 (0.0) | 0 (0.0) | 0 (0.0) | 0 (0.0) | 71 (1.7) | 154 (3.7) | 402 (9.6) | 922 (21.9) | 2278 (54.2) |
| 波高が25cm以下の回数 | | | | | | | | | | | | | | | | | | 1927 (45.8) |
| 合計 | | | | | | | | | | | | | | | | | | 4205 (100.0) |

付表 - A.5.17(d) 鳥取 f5周期帯領域における波高・波向階級別出現頻度統計

2005年 1月～2005年12月(年) 波向・波高階級別出現頻度表 (f5: 4.3～7.5秒) 観測地点: 鳥取

| 波高 | 波向 | NNE | NE | ENE | E | ESE | SE | SSE | S | SSW | SW | WSW | W | WNW | NW | NNW | N | 合計 |
|--------------|----|---------------|--------------|------------|------------|------------|------------|------------|------------|------------|------------|------------|-------------|--------------|---------------|---------------|---------------|-----------------|
| 801～ | | | | | | | | | | | | | | | | | | 0 (0.0) |
| 751～800 | | | | | | | | | | | | | | | | | | 0 (0.0) |
| 701～750 | | | | | | | | | | | | | | | | | | 0 (0.0) |
| 651～700 | | | | | | | | | | | | | | | | | | 0 (0.0) |
| 601～650 | | | | | | | | | | | | | | | | | | 0 (0.0) |
| 551～600 | | | | | | | | | | | | | | | | | | 0 (0.0) |
| 501～550 | | | | | | | | | | | | | | | | | | 0 (0.0) |
| 451～500 | | | | | | | | | | | | | | | | | | 0 (0.0) |
| 401～450 | | | | | | | | | | | | | | | | | | 0 (0.0) |
| 351～400 | | | | | | | | | | | | | | | | | | 0 (0.0) |
| 301～350 | | | | | | | | | | | | | | | 1 (0.0) | | | 1 (0.0) |
| 251～300 | | | | | | | | | | | | | | | 10 (0.2) | 10 (0.2) | 3 (0.1) | 23 (0.5) |
| 201～250 | | 5 (0.1) | | | | | | | | | | | | | 17 (0.4) | 118 (2.8) | 35 (0.8) | 197 (4.7) |
| 176～200 | | 11 (0.3) | | | | | | | | | | | | | 21 (0.5) | 81 (1.9) | 67 (1.6) | 202 (4.8) |
| 151～175 | | 38 (0.9) | 5 (0.1) | | | | | | | | | | | | 11 (0.3) | 95 (2.3) | 73 (1.7) | 294 (7.0) |
| 126～150 | | 71 (1.7) | 17 (0.4) | | | | | | | | | | | | 22 (0.5) | 51 (1.2) | 69 (1.6) | 328 (7.8) |
| 101～125 | | 106 (2.5) | 14 (0.3) | | | | | | | | | | | | 32 (0.8) | 61 (1.5) | 81 (1.9) | 432 (10.3) |
| 76～100 | | 156 (3.7) | 41 (1.0) | | | | | | | | | | | | 69 (1.6) | 63 (1.5) | 110 (2.6) | 611 (14.5) |
| 51～75 | | 191 (4.5) | 67 (1.6) | | | | | | | | | | 3 (0.1) | 82 (2.0) | 59 (1.4) | 98 (2.3) | 147 (3.5) | 647 (15.4) |
| 26～50 | | 229 (5.4) | 89 (2.1) | 8 (0.2) | | | | | | | | | 14 (0.3) | 101 (2.4) | 79 (1.9) | 100 (2.4) | 138 (3.3) | 758 (18.0) |
| 合計 | | 807 (19.2) | 233 (5.5) | 8 (0.2) | 0 (0.0) | 0 (0.0) | 0 (0.0) | 0 (0.0) | 0 (0.0) | 0 (0.0) | 0 (0.0) | 0 (0.0) | 17 (0.4) | 355 (8.4) | 618 (14.7) | 643 (15.3) | 812 (19.3) | 3493 (83.1) |
| 波高が25cm以下の回数 | | | | | | | | | | | | | | | | | | 712 (16.9) |
| 合計 | | | | | | | | | | | | | | | | | | 4205 (100.0) |



付図 - A.4.17 鳥取 波高・波向別出現頻度図 (f2 , f3 , f4 , f5 , 全周期帯)