

表 - 14.23(a) 紋別(南) f2周期帯領域における波高・波向階級別出現頻度統計

2004年 1月～2004年12月(年) 波向・波高階級別出現頻度表 (f2 : 16.0～25.6秒) 観測地点 : 紋別(南)

| 波高 | 波向 | NNE | NE | ENE | E | ESE | SE | SSE | S | SSW | SW | WSW | W | WNW | NW | NNW | N | 合計 |
|---------------|----|--------------|---------------|--------------|-------------|-------------|-------------|-------------|-------------|-------------|-------------|-------------|-------------|-------------|-------------|-------------|-------------|-----------------|
| 801～ | | | | | | | | | | | | | | | | | | 0 (0.0) |
| 751～800 | | | | | | | | | | | | | | | | | | 0 (0.0) |
| 701～750 | | | | | | | | | | | | | | | | | | 0 (0.0) |
| 651～700 | | | | | | | | | | | | | | | | | | 0 (0.0) |
| 601～650 | | | | | | | | | | | | | | | | | | 0 (0.0) |
| 551～600 | | | | | | | | | | | | | | | | | | 0 (0.0) |
| 501～550 | | | | | | | | | | | | | | | | | | 0 (0.0) |
| 451～500 | | | | | | | | | | | | | | | | | | 0 (0.0) |
| 401～450 | | | | | | | | | | | | | | | | | | 0 (0.0) |
| 351～400 | | | | | | | | | | | | | | | | | | 0 (0.0) |
| 301～350 | | | | | | | | | | | | | | | | | | 0 (0.0) |
| 251～300 | | | | | | | | | | | | | | | | | | 0 (0.0) |
| 201～250 | | 1 (0.0) | | | | | | | | | | | | | | | | 1 (0.0) |
| 176～200 | | | 1 (0.0) | | | | | | | | | | | | | | | 1 (0.0) |
| 151～175 | | 3 (0.1) | 4 (0.2) | | | | | | | | | | | | | | | 7 (0.3) |
| 126～150 | | 1 (0.0) | 8 (0.3) | | | | | | | | | | | | | | | 9 (0.4) |
| 101～125 | | 5 (0.2) | 11 (0.5) | | | | | | | | | | | | | | | 16 (0.7) |
| 76～100 | | 18 (0.8) | 9 (0.4) | | | | | | | | | | | | | | | 27 (1.1) |
| 51～75 | | 17 (0.7) | 10 (0.4) | 1 (0.0) | | | | | | | | | | | | | | 28 (1.2) |
| 26～50 | | 35 (1.5) | 62 (2.6) | 26 (1.1) | | 2 (0.1) | | | | | | | 1 (0.0) | | | 1 (0.0) | 1 (0.0) | 128 (5.4) |
| 合計 | | 80 (3.4) | 105 (4.4) | 27 (1.1) | 0 (0.0) | 2 (0.1) | 0 (0.0) | 0 (0.0) | 0 (0.0) | 0 (0.0) | 0 (0.0) | 0 (0.0) | 1 (0.0) | 0 (0.0) | 0 (0.0) | 1 (0.0) | 1 (0.0) | 217 (9.1) |
| 有義波が25cm以下の回数 | | | | | | | | | | | | | | | | | | 2169 (90.9) |
| 合計 | | | | | | | | | | | | | | | | | | 2386 (100.0) |

表 - 14.23(b) 紋別(南) f3周期帯領域における波高・波向階級別出現頻度統計

2004年 1月～2004年12月(年) 波向・波高階級別出現頻度表 (f3 : 10.7～14.0秒) 観測地点 : 紋別(南)

| 波高 | 波向 | NNE | NE | ENE | E | ESE | SE | SSE | S | SSW | SW | WSW | W | WNW | NW | NNW | N | 合計 |
|---------------|----|----------------|----------------|--------------|-------------|-------------|-------------|-------------|-------------|-------------|-------------|-------------|-------------|-------------|-------------|--------------|--------------|-----------------|
| 801～ | | | | | | | | | | | | | | | | | | 0 (0.0) |
| 751～800 | | | | | | | | | | | | | | | | | | 0 (0.0) |
| 701～750 | | | | | | | | | | | | | | | | | | 0 (0.0) |
| 651～700 | | | | | | | | | | | | | | | | | | 0 (0.0) |
| 601～650 | | | | | | | | | | | | | | | | | | 0 (0.0) |
| 551～600 | | | | | | | | | | | | | | | | | | 0 (0.0) |
| 501～550 | | | | | | | | | | | | | | | | | | 0 (0.0) |
| 451～500 | | 1 (0.0) | | | | | | | | | | | | | | | | 1 (0.0) |
| 401～450 | | | 3 (0.1) | | | | | | | | | | | | | | | 3 (0.1) |
| 351～400 | | 3 (0.1) | 2 (0.1) | | | | | | | | | | | | | | | 5 (0.2) |
| 301～350 | | 5 (0.2) | 6 (0.3) | | | | | | | | | | | | | | | 11 (0.5) |
| 251～300 | | 1 (0.0) | 4 (0.2) | | | | | | | | | | | | | | | 5 (0.2) |
| 201～250 | | 15 (0.6) | 13 (0.5) | 1 (0.0) | | | | | | | | | | | | | | 29 (1.2) |
| 176～200 | | 15 (0.6) | 13 (0.5) | | | | | | | | | | | | | | | 28 (1.2) |
| 151～175 | | 17 (0.7) | 19 (0.8) | 2 (0.1) | | | | | | | | | | | | | 1 (0.0) | 39 (1.6) |
| 126～150 | | 26 (1.1) | 22 (0.9) | 1 (0.0) | | | | | | | | | | | | | | 49 (2.1) |
| 101～125 | | 44 (1.8) | 24 (1.0) | 3 (0.1) | | | | | | | | | | | | | 1 (0.0) | 72 (3.0) |
| 76～100 | | 68 (2.8) | 51 (2.1) | 6 (0.3) | | | | | | | | | | | | 3 (0.1) | 2 (0.1) | 130 (5.4) |
| 51～75 | | 91 (3.8) | 106 (4.4) | 14 (0.6) | 2 (0.1) | | | | | | | | | | | 6 (0.3) | 13 (0.5) | 232 (9.7) |
| 26～50 | | 103 (4.3) | 178 (7.5) | 44 (1.8) | 1 (0.0) | | | | | | | | | | 1 (0.0) | 16 (0.7) | 20 (0.8) | 363 (15.2) |
| 合計 | | 389 (16.3) | 441 (18.5) | 71 (3.0) | 3 (0.1) | 0 (0.0) | 0 (0.0) | 0 (0.0) | 0 (0.0) | 0 (0.0) | 0 (0.0) | 0 (0.0) | 0 (0.0) | 0 (0.0) | 1 (0.0) | 25 (1.0) | 37 (1.6) | 967 (40.5) |
| 有義波が25cm以下の回数 | | | | | | | | | | | | | | | | | | 1419 (59.5) |
| 合計 | | | | | | | | | | | | | | | | | | 2386 (100.0) |

表 - 14.23(c) 紋別(南) f4周期帯領域における波高・波向階級別出現頻度統計

2004年 1月～2004年12月(年) 波向・波高階級別出現頻度表 (f4 : 8.0～9.8秒) 観測地点 : 紋別(南)

| 波高 | 波向 | NNE | NE | ENE | E | ESE | SE | SSE | S | SSW | SW | WSW | W | WNW | NW | NNW | N | 合計 |
|---------------|----|----------------|----------------|---------------|-------------|-------------|-------------|-------------|-------------|-------------|-------------|-------------|-------------|-------------|--------------|--------------|---------------|------------------|
| 801～ | | | | | | | | | | | | | | | | | | 0 (0.0) |
| 751～800 | | | | | | | | | | | | | | | | | | 0 (0.0) |
| 701～750 | | | | | | | | | | | | | | | | | | 0 (0.0) |
| 651～700 | | | | | | | | | | | | | | | | | | 0 (0.0) |
| 601～650 | | | | | | | | | | | | | | | | | | 0 (0.0) |
| 551～600 | | | | | | | | | | | | | | | | | | 0 (0.0) |
| 501～550 | | | | | | | | | | | | | | | | | | 0 (0.0) |
| 451～500 | | | | | | | | | | | | | | | | | | 0 (0.0) |
| 401～450 | | | | | | | | | | | | | | | | | | 0 (0.0) |
| 351～400 | | 1 (0.0) | | | | | | | | | | | | | | | 1 (0.0) | 2 (0.1) |
| 301～350 | | 4 (0.2) | 1 (0.0) | | | | | | | | | | | | | | 2 (0.1) | 7 (0.3) |
| 251～300 | | 7 (0.3) | 5 (0.2) | | | | | | | | | | | | 1 (0.0) | 3 (0.1) | 3 (0.1) | 16 (0.7) |
| 201～250 | | 11 (0.5) | 14 (0.6) | | | | | | | | | | | | 1 (0.0) | 1 (0.0) | 3 (0.1) | 30 (1.3) |
| 176～200 | | 8 (0.3) | 11 (0.5) | | | | | | | | | | | | 1 (0.0) | 7 (0.3) | 3 (0.1) | 30 (1.3) |
| 151～175 | | 17 (0.7) | 17 (0.7) | | | | | | | | | | | | 1 (0.0) | 6 (0.3) | 8 (0.3) | 49 (2.1) |
| 126～150 | | 46 (1.9) | 34 (1.4) | 5 (0.2) | | | | | | | | | | | 7 (0.3) | 7 (0.3) | 7 (0.3) | 99 (4.1) |
| 101～125 | | 59 (2.5) | 59 (2.5) | 17 (0.7) | | | | | | | | | | | 12 (0.5) | 17 (0.7) | 17 (0.7) | 164 (6.9) |
| 76～100 | | 87 (3.6) | 82 (3.4) | 9 (0.4) | | | | | | | | | | | 4 (0.2) | 13 (0.5) | 18 (0.8) | 213 (8.9) |
| 51～75 | | 104 (4.4) | 119 (5.0) | 37 (1.6) | 1 (0.0) | | | | | | | | | | 5 (0.2) | 23 (1.0) | 26 (1.1) | 315 (13.2) |
| 26～50 | | 109 (4.6) | 189 (7.9) | 72 (3.0) | 3 (0.1) | | | | | | | | | | 7 (0.3) | 19 (0.8) | 27 (1.1) | 426 (17.9) |
| 合計 | | 453 (19.0) | 531 (22.3) | 140 (5.9) | 4 (0.2) | 0 (0.0) | 0 (0.0) | 0 (0.0) | 0 (0.0) | 0 (0.0) | 0 (0.0) | 0 (0.0) | 0 (0.0) | 0 (0.0) | 19 (0.8) | 89 (3.7) | 115 (4.8) | 1351 (56.6) |
| 有義波が25cm以下の回数 | | | | | | | | | | | | | | | | | | 1035 (43.4) |
| 合計 | | | | | | | | | | | | | | | | | | 2386 (100.0) |

表 - 14.23(d) 紋別(南) f5周期帯領域における波高・波向階級別出現頻度統計

2004年 1月～2004年12月(年) 波向・波高階級別出現頻度表 (f5 : 6.1～7.5秒) 観測地点 : 紋別(南)

| 波高 | 波向 | NNE | NE | ENE | E | ESE | SE | SSE | S | SSW | SW | WSW | W | WNW | NW | NNW | N | 合計 |
|---------------|----|----------------|----------------|---------------|--------------|-------------|-------------|-------------|-------------|-------------|-------------|-------------|-------------|-------------|--------------|---------------|---------------|------------------|
| 801～ | | | | | | | | | | | | | | | | | | 0 (0.0) |
| 751～800 | | | | | | | | | | | | | | | | | | 0 (0.0) |
| 701～750 | | | | | | | | | | | | | | | | | | 0 (0.0) |
| 651～700 | | | | | | | | | | | | | | | | | | 0 (0.0) |
| 601～650 | | | | | | | | | | | | | | | | | | 0 (0.0) |
| 551～600 | | | | | | | | | | | | | | | | | | 0 (0.0) |
| 501～550 | | | | | | | | | | | | | | | | | | 0 (0.0) |
| 451～500 | | | | | | | | | | | | | | | | | | 0 (0.0) |
| 401～450 | | | | | | | | | | | | | | | | | | 0 (0.0) |
| 351～400 | | | | | | | | | | | | | | | | | | 0 (0.0) |
| 301～350 | | | | | | | | | | | | | | | | | | 0 (0.0) |
| 251～300 | | | | | | | | | | | | | | | 1 (0.0) | 2 (0.1) | 3 (0.1) | 3 (0.1) |
| 201～250 | | 2 (0.1) | | 1 (0.0) | | | | | | | | | | | 6 (0.3) | 6 (0.3) | 6 (0.3) | 15 (0.6) |
| 176～200 | | 4 (0.2) | 3 (0.1) | 3 (0.1) | | | | | | | | | | | 3 (0.1) | 7 (0.3) | 5 (0.2) | 25 (1.0) |
| 151～175 | | 14 (0.6) | 6 (0.3) | 3 (0.1) | | | | | | | | | | | 10 (0.4) | 15 (0.6) | 10 (0.4) | 58 (2.4) |
| 126～150 | | 22 (0.9) | 13 (0.5) | 4 (0.2) | | | | | | | | | | | 6 (0.3) | 20 (0.8) | 17 (0.7) | 82 (3.4) |
| 101～125 | | 44 (1.8) | 34 (1.4) | 15 (0.6) | 4 (0.2) | | | | | | | | | | 2 (0.1) | 39 (1.6) | 37 (1.6) | 175 (7.3) |
| 76～100 | | 58 (2.4) | 92 (3.9) | 27 (1.1) | 9 (0.4) | 1 (0.0) | | | | | | | | | 4 (0.2) | 32 (1.3) | 33 (1.4) | 256 (10.7) |
| 51～75 | | 74 (3.1) | 93 (3.9) | 26 (1.1) | 13 (0.5) | 2 (0.1) | | | | | | | | 1 (0.0) | 11 (0.5) | 48 (2.0) | 42 (1.8) | 310 (13.0) |
| 26～50 | | 122 (5.1) | 173 (7.3) | 51 (2.1) | 7 (0.3) | 2 (0.1) | | | | | | | 1 (0.0) | 3 (0.1) | 15 (0.6) | 34 (1.4) | 29 (1.2) | 437 (18.3) |
| 合計 | | 340 (14.2) | 414 (17.4) | 130 (5.4) | 33 (1.4) | 5 (0.2) | 0 (0.0) | 0 (0.0) | 0 (0.0) | 0 (0.0) | 0 (0.0) | 0 (0.0) | 1 (0.0) | 4 (0.2) | 51 (2.1) | 202 (8.5) | 181 (7.6) | 1361 (57.0) |
| 有義波が25cm以下の回数 | | | | | | | | | | | | | | | | | | 1025 (43.0) |
| 合計 | | | | | | | | | | | | | | | | | | 2386 (100.0) |

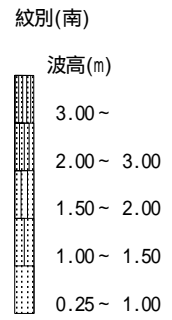
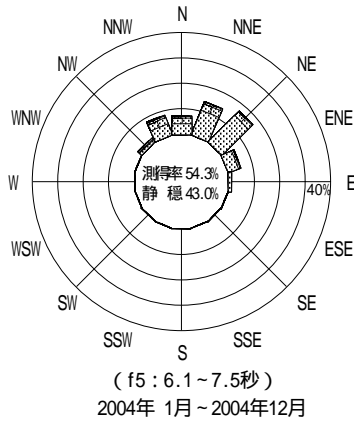
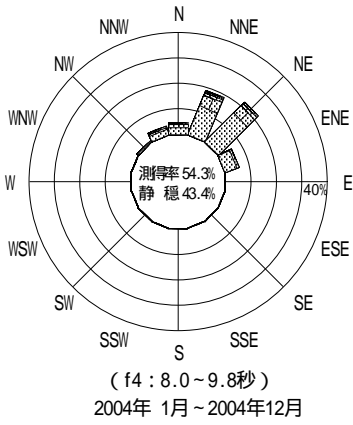
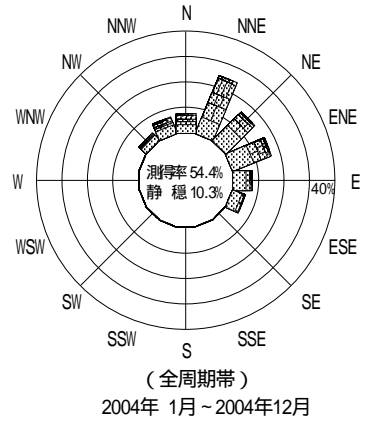
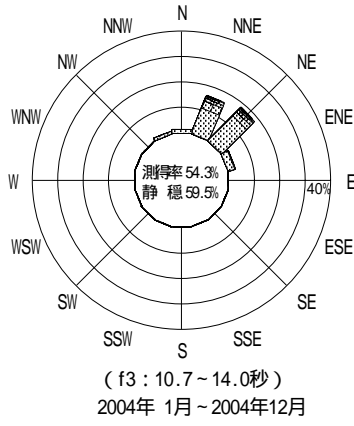
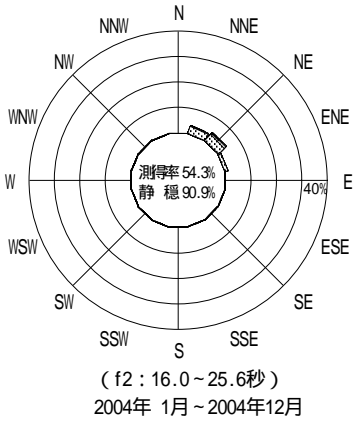


図 - 12.23 紋別(南) 波高・波向別出現頻度図 (f2 , f3 , f4 , f5 , 全周期帯)