

表 - 14.13(a) 柴山 f2周期帯領域における波高・波向階級別出現頻度統計
 2004年 1月～2004年12月(年) 波向・波高階級別出現頻度表 (f2 : 16.0～25.6秒) 観測地点 : 柴山

| 波高 | 波向 | NNE | NE | ENE | E | ESE | SE | SSE | S | SSW | SW | WSW | W | WNW | NW | NNW | N | 合計 |
|---------------|----|-------------|------------|------------|------------|------------|------------|------------|------------|------------|------------|------------|------------|------------|-------------|-------------|-----------------|--------------|
| 801～ | | | | | | | | | | | | | | | | | | 0 (0.0) |
| 751～800 | | | | | | | | | | | | | | | | | | 0 (0.0) |
| 701～750 | | | | | | | | | | | | | | | | | | 0 (0.0) |
| 651～700 | | | | | | | | | | | | | | | | | | 0 (0.0) |
| 601～650 | | | | | | | | | | | | | | | | | | 0 (0.0) |
| 551～600 | | | | | | | | | | | | | | | | | | 0 (0.0) |
| 501～550 | | | | | | | | | | | | | | | | | | 0 (0.0) |
| 451～500 | | | | | | | | | | | | | | | | | | 0 (0.0) |
| 401～450 | | | | | | | | | | | | | | | | | | 0 (0.0) |
| 351～400 | | | | | | | | | | | | | | | | | | 0 (0.0) |
| 301～350 | | | | | | | | | | | | | | | | | | 0 (0.0) |
| 251～300 | | | | | | | | | | | | | | | | | | 0 (0.0) |
| 201～250 | | | | | | | | | | | | | | | 1 (0.0) | | | 1 (0.0) |
| 176～200 | | | | | | | | | | | | | | | | 3 (0.1) | | 3 (0.1) |
| 151～175 | | | | | | | | | | | | | | | 1 (0.0) | 2 (0.1) | | 3 (0.1) |
| 126～150 | | 3 (0.1) | | | | | | | | | | | | | | 2 (0.1) | | 5 (0.1) |
| 101～125 | | | | | | | | | | | | | | | 1 (0.0) | 7 (0.2) | | 8 (0.2) |
| 76～100 | | | | | | | | | | | | | | | 4 (0.1) | 15 (0.4) | | 19 (0.5) |
| 51～75 | | 8 (0.2) | | | | | | | | | | | | | 10 (0.3) | 14 (0.4) | | 32 (0.9) |
| 26～50 | | 24 (0.6) | 1 (0.0) | | 0 (0.0) | 0 (0.0) | 0 (0.0) | 0 (0.0) | 0 (0.0) | 0 (0.0) | 0 (0.0) | 0 (0.0) | 0 (0.0) | 0 (0.0) | 3 (0.1) | 17 (0.5) | 63 (1.7) | 108 (2.9) |
| 合計 | | 35 (0.9) | 1 (0.0) | 0 (0.0) | 0 (0.0) | 0 (0.0) | 0 (0.0) | 0 (0.0) | 0 (0.0) | 0 (0.0) | 0 (0.0) | 0 (0.0) | 0 (0.0) | 0 (0.0) | 6 (0.2) | 31 (0.8) | 106 (2.8) | 179 (4.8) |
| 有義波が25cm以下の回数 | | | | | | | | | | | | | | | | | 3562 (95.2) | |
| 合計 | | | | | | | | | | | | | | | | | 3741 (100.0) | |

表 - 14.13(b) 柴山 f3周期帯領域における波高・波向階級別出現頻度統計
 2004年 1月～2004年12月(年) 波向・波高階級別出現頻度表 (f3 : 10.7～14.0秒) 観測地点 : 柴山

| 波高 | 波向 | NNE | NE | ENE | E | ESE | SE | SSE | S | SSW | SW | WSW | W | WNW | NW | NNW | N | 合計 |
|---------------|----|--------------|-------------|------------|------------|------------|------------|------------|------------|------------|------------|------------|------------|-------------|-------------|--------------|-----------------|----------------|
| 801～ | | | | | | | | | | | | | | | | | | 0 (0.0) |
| 751～800 | | | | | | | | | | | | | | | | | | 0 (0.0) |
| 701～750 | | | | | | | | | | | | | | | | | | 0 (0.0) |
| 651～700 | | | | | | | | | | | | | | | | | | 0 (0.0) |
| 601～650 | | | | | | | | | | | | | | | | | | 0 (0.0) |
| 551～600 | | | | | | | | | | | | | | | | | | 0 (0.0) |
| 501～550 | | | | | | | | | | | | | | | | | | 0 (0.0) |
| 451～500 | | 1 (0.0) | | | | | | | | | | | | | | | | 1 (0.0) |
| 401～450 | | | | | | | | | | | | | | | 1 (0.0) | 1 (0.0) | | 2 (0.1) |
| 351～400 | | 1 (0.0) | | | | | | | | | | | | | 6 (0.2) | 7 (0.2) | | 14 (0.4) |
| 301～350 | | 1 (0.0) | 1 (0.0) | | | | | | | | | | | | 11 (0.3) | 16 (0.4) | | 30 (0.8) |
| 251～300 | | 2 (0.1) | | | | | | | | | | | | | 14 (0.4) | 21 (0.6) | | 39 (1.0) |
| 201～250 | | 6 (0.2) | | | | | | | | | | | | | 12 (0.3) | 45 (1.2) | | 65 (1.7) |
| 176～200 | | 6 (0.2) | 1 (0.0) | | | | | | | | | | | | 9 (0.2) | 31 (0.8) | | 51 (1.4) |
| 151～175 | | 8 (0.2) | | | | | | | | | | | | 3 (0.1) | 17 (0.5) | 28 (0.7) | | 59 (1.6) |
| 126～150 | | 12 (0.3) | | | | | | | | | | | | 4 (0.1) | 26 (0.7) | 42 (1.1) | | 86 (2.3) |
| 101～125 | | 24 (0.6) | | | | | | | | | | | | 6 (0.2) | 22 (0.6) | 42 (1.1) | | 94 (2.5) |
| 76～100 | | 45 (1.2) | 3 (0.1) | | | | | | | | | | | 8 (0.2) | 20 (0.5) | 49 (1.3) | | 128 (3.4) |
| 51～75 | | 57 (1.5) | 3 (0.1) | | | | | | | | | | | 11 (0.3) | 45 (1.2) | 72 (1.9) | | 189 (5.1) |
| 26～50 | | 100 (2.7) | 8 (0.2) | | | | | | | | | | | 16 (0.4) | 68 (1.8) | 124 (3.3) | | 319 (8.5) |
| 合計 | | 283 (7.0) | 16 (0.4) | 0 (0.0) | 0 (0.0) | 0 (0.0) | 0 (0.0) | 0 (0.0) | 0 (0.0) | 0 (0.0) | 0 (0.0) | 0 (0.0) | 0 (0.0) | 12 (0.3) | 58 (1.6) | 251 (6.7) | 477 (12.8) | 1077 (28.8) |
| 有義波が25cm以下の回数 | | | | | | | | | | | | | | | | | 2664 (71.2) | |
| 合計 | | | | | | | | | | | | | | | | | 3741 (100.0) | |

表 - 14.13(c) 柴山 f4周期帯領域における波高・波向階級別出現頻度統計
 2004年 1月～2004年12月(年) 波向・波高階級別出現頻度表 (f4 : 8.0～9.8秒) 観測地点 : 柴山

| 波高 | 波向 | NNE | NE | ENE | E | ESE | SE | SSE | S | SSW | SW | WSW | W | WNW | NW | NNW | N | 合計 |
|---------------|----|----------------|--------------|-------------|-------------|-------------|-------------|-------------|-------------|-------------|-------------|-------------|-------------|--------------|---------------|----------------|----------------|------------------|
| 801～ | | | | | | | | | | | | | | | | | | 0 (0.0) |
| 751～800 | | | | | | | | | | | | | | | | | | 0 (0.0) |
| 701～750 | | | | | | | | | | | | | | | | | | 0 (0.0) |
| 651～700 | | | | | | | | | | | | | | | | | | 0 (0.0) |
| 601～650 | | | | | | | | | | | | | | | | | | 0 (0.0) |
| 551～600 | | | | | | | | | | | | | | | | | | 0 (0.0) |
| 501～550 | | | | | | | | | | | | | | | | | | 0 (0.0) |
| 451～500 | | | | | | | | | | | | | | | | | | 0 (0.0) |
| 401～450 | | | | | | | | | | | | | | | | | | 0 (0.0) |
| 351～400 | | | | | | | | | | | | | | | | | | 0 (0.0) |
| 301～350 | | 1 (0.0) | | | | | | | | | | | | | | 2 (0.1) | 3 (0.1) | 6 (0.2) |
| 251～300 | | 6 (0.2) | 1 (0.0) | | | | | | | | | | | | 9 (0.2) | 11 (0.3) | 13 (0.3) | 40 (1.1) |
| 201～250 | | 11 (0.3) | | | | | | | | | | | | 3 (0.1) | 20 (0.5) | 41 (1.1) | 50 (1.3) | 125 (3.3) |
| 176～200 | | 6 (0.2) | | | | | | | | | | | | 3 (0.1) | 13 (0.3) | 31 (0.8) | 64 (1.7) | 117 (3.1) |
| 151～175 | | 13 (0.3) | 5 (0.1) | | | | | | | | | | | 3 (0.1) | 9 (0.2) | 61 (1.6) | 74 (2.0) | 165 (4.4) |
| 126～150 | | 19 (0.5) | 6 (0.2) | | | | | | | | | | | 5 (0.1) | 11 (0.3) | 62 (1.7) | 97 (2.6) | 200 (5.3) |
| 101～125 | | 46 (1.2) | 5 (0.1) | | | | | | | | | | | 4 (0.1) | 18 (0.5) | 65 (1.7) | 109 (2.9) | 247 (6.6) |
| 76～100 | | 70 (1.9) | 3 (0.1) | | | | | | | | | | | 1 (0.0) | 13 (0.3) | 63 (1.7) | 131 (3.5) | 281 (7.5) |
| 51～75 | | 96 (2.6) | 2 (0.1) | | | | | | | | | | | 5 (0.1) | 27 (0.7) | 55 (1.5) | 102 (2.7) | 287 (7.7) |
| 26～50 | | 176 (4.7) | 26 (0.7) | 1 (0.0) | | | | | | | | | | 18 (0.5) | 38 (1.0) | 81 (2.2) | 151 (4.0) | 491 (13.1) |
| 合計 | | 444 (11.9) | 48 (1.3) | 1 (0.0) | 0 (0.0) | 0 (0.0) | 0 (0.0) | 0 (0.0) | 0 (0.0) | 0 (0.0) | 0 (0.0) | 0 (0.0) | 0 (0.0) | 42 (1.1) | 158 (4.2) | 472 (12.6) | 794 (21.2) | 1959 (52.4) |
| 有義波が25cm以下の回数 | | | | | | | | | | | | | | | | | | 1782 (47.6) |
| 合計 | | | | | | | | | | | | | | | | | | 3741 (100.0) |

表 - 14.13(d) 柴山 f5周期帯領域における波高・波向階級別出現頻度統計
 2004年 1月～2004年12月(年) 波向・波高階級別出現頻度表 (f5 : 5.3～7.5秒) 観測地点 : 柴山

| 波高 | 波向 | NNE | NE | ENE | E | ESE | SE | SSE | S | SSW | SW | WSW | W | WNW | NW | NNW | N | 合計 |
|---------------|----|----------------|---------------|--------------|-------------|-------------|-------------|-------------|-------------|-------------|-------------|-------------|-------------|---------------|----------------|----------------|----------------|------------------|
| 801～ | | | | | | | | | | | | | | | | | | 0 (0.0) |
| 751～800 | | | | | | | | | | | | | | | | | | 0 (0.0) |
| 701～750 | | | | | | | | | | | | | | | | | | 0 (0.0) |
| 651～700 | | | | | | | | | | | | | | | | | | 0 (0.0) |
| 601～650 | | | | | | | | | | | | | | | | | | 0 (0.0) |
| 551～600 | | | | | | | | | | | | | | | | | | 0 (0.0) |
| 501～550 | | | | | | | | | | | | | | | | | | 0 (0.0) |
| 451～500 | | | | | | | | | | | | | | | | | | 0 (0.0) |
| 401～450 | | | | | | | | | | | | | | | | | | 0 (0.0) |
| 351～400 | | | | | | | | | | | | | | | | | | 0 (0.0) |
| 301～350 | | | | | | | | | | | | | | | | | | 0 (0.0) |
| 251～300 | | 2 (0.1) | | | | | | | | | | | | | | | 2 (0.1) | 4 (0.1) |
| 201～250 | | 12 (0.3) | | | | | | | | | | | | 4 (0.1) | 17 (0.5) | 20 (0.5) | 17 (0.5) | 70 (1.9) |
| 176～200 | | 21 (0.6) | 6 (0.2) | | | | | | | | | | | 8 (0.2) | 38 (1.0) | 34 (0.9) | 23 (0.6) | 130 (3.5) |
| 151～175 | | 35 (0.9) | 15 (0.4) | | | | | | | | | | | 9 (0.2) | 65 (1.7) | 52 (1.4) | 47 (1.3) | 223 (6.0) |
| 126～150 | | 29 (0.8) | 8 (0.2) | 1 (0.0) | | | | | | | | | | 13 (0.3) | 60 (1.6) | 83 (2.2) | 90 (2.4) | 284 (7.6) |
| 101～125 | | 64 (1.7) | 16 (0.4) | 1 (0.0) | | | | | | | | | | 22 (0.6) | 46 (1.2) | 138 (3.7) | 121 (3.2) | 408 (10.9) |
| 76～100 | | 73 (2.0) | 20 (0.5) | 2 (0.1) | | | | | | | | | | 17 (0.5) | 40 (1.1) | 128 (3.4) | 187 (5.0) | 467 (12.5) |
| 51～75 | | 129 (3.4) | 25 (0.7) | 4 (0.1) | | | | | | | | | | 34 (0.9) | 48 (1.3) | 84 (2.2) | 176 (4.7) | 500 (13.4) |
| 26～50 | | 194 (5.2) | 66 (1.8) | 13 (0.3) | 2 (0.1) | | | | | | | | | 55 (1.5) | 133 (3.6) | 121 (3.2) | 214 (5.7) | 798 (21.3) |
| 合計 | | 559 (14.9) | 156 (4.2) | 21 (0.6) | 2 (0.1) | 0 (0.0) | 0 (0.0) | 0 (0.0) | 0 (0.0) | 0 (0.0) | 0 (0.0) | 0 (0.0) | 0 (0.0) | 162 (4.3) | 447 (11.9) | 660 (17.6) | 877 (23.4) | 2884 (77.1) |
| 有義波が25cm以下の回数 | | | | | | | | | | | | | | | | | | 857 (22.9) |
| 合計 | | | | | | | | | | | | | | | | | | 3741 (100.0) |

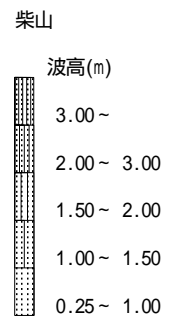
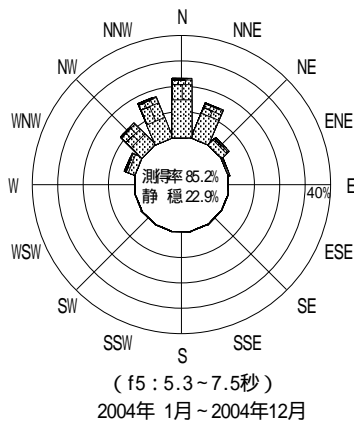
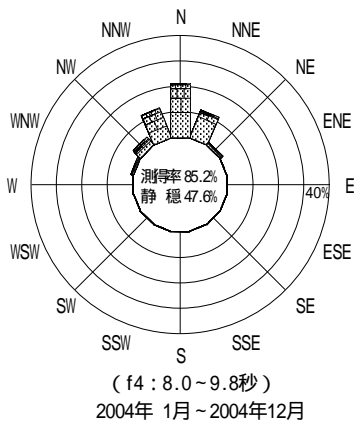
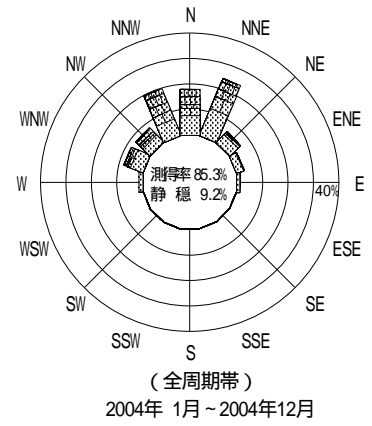
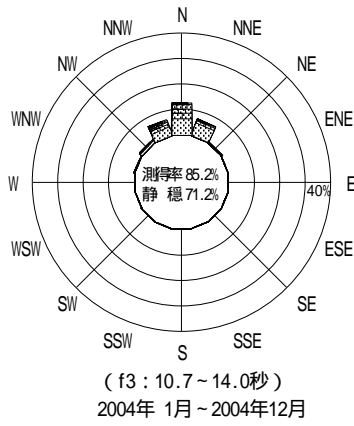
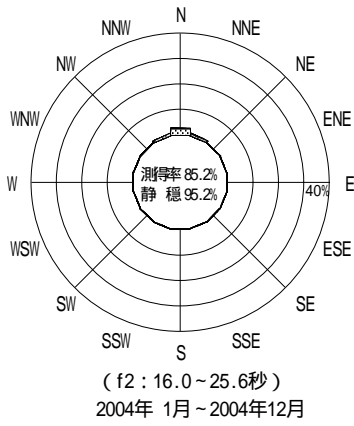


図 - 12.13 柴山 波高・波向別出現頻度図 (f2 , f3 , f4 , f5 , 全周期帯)