

表 - 14.28(a) 久慈 f2周期帯領域における波高・波向階級別出現頻度統計
 2004年 1月～2004年12月(年) 波向・波高階級別出現頻度表 (f2 : 16.0～25.6秒) 観測地点 : 久慈

| 波高 | 波向 | NNE | NE | ENE | E | ESE | SE | SSE | S | SSW | SW | WSW | W | WNW | NW | NNW | N | 合計 | |
|---------|----|--------------|---------------|---------------|---------------|--------------|--------------|-------------|-------------|-------------|-------------|-------------|-------------|-------------|-------------|-------------|-------------|----------------|------------------|
| 801～ | | | | | | | | | | | | | | | | | | 0 (0.0) | |
| 751～800 | | | | | | | | | | | | | | | | | | 0 (0.0) | |
| 701～750 | | | | | | | | | | | | | | | | | | 0 (0.0) | |
| 651～700 | | | | | | | | | | | | | | | | | | 0 (0.0) | |
| 601～650 | | | | | | | | | | | | | | | | | | 0 (0.0) | |
| 551～600 | | | | | | | | | | | | | | | | | | 0 (0.0) | |
| 501～550 | | | | | | | | | | | | | | | | | | 0 (0.0) | |
| 451～500 | | | | | | | | | | | | | | | | | | 0 (0.0) | |
| 401～450 | | | | | | | | | | | | | | | | | | 0 (0.0) | |
| 351～400 | | | | | | | | | | | | | | | | | | 0 (0.0) | |
| 301～350 | | | | | | | | | | | | | | | | | | 0 (0.0) | |
| 251～300 | | | | | | | | | | | | | | | | | | 0 (0.0) | |
| 201～250 | | | | 2 (0.1) | | | | | | | | | | | | | | 2 (0.1) | |
| 176～200 | | 1 (0.0) | 1 (0.0) | | | | | | | | | | | | | | | 2 (0.1) | |
| 151～175 | | | 3 (0.1) | 1 (0.0) | | | | | | | | | | | | | | 4 (0.1) | |
| 126～150 | | | 8 (0.2) | 4 (0.1) | | | | | | | | | | | | | | 12 (0.3) | |
| 101～125 | | | 34 (0.9) | 10 (0.3) | | | | | | | | | | | | | | 44 (1.1) | |
| 76～100 | | 5 (0.1) | 39 (1.0) | 8 (0.2) | | | 2 (0.1) | | | | | | | | | | | 54 (1.4) | |
| 51～75 | | 17 (0.4) | 87 (2.2) | 12 (0.3) | 2 (0.1) | 14 (0.4) | | | | | | | | | | | | 132 (3.4) | |
| 26～50 | | 13 (0.3) | 159 (4.1) | 77 (2.0) | 36 (0.9) | 40 (1.0) | | | | | | | | | | | | 325 (8.4) | |
| 合計 | | 0 (0.0) | 36 (0.9) | 333 (8.6) | 112 (2.9) | 38 (1.0) | 56 (1.4) | 0 (0.0) | 0 (0.0) | 0 (0.0) | 0 (0.0) | 0 (0.0) | 0 (0.0) | 0 (0.0) | 0 (0.0) | 0 (0.0) | 0 (0.0) | 575 (14.8) | |
| | | | | | | | | | | | | | | | | | | 有義波が25cm以下の回数 | 3305 (85.2) |
| | | | | | | | | | | | | | | | | | | 合計 | 3880 (100.0) |

表 - 14.28(b) 久慈 f3周期帯領域における波高・波向階級別出現頻度統計
 2004年 1月～2004年12月(年) 波向・波高階級別出現頻度表 (f3 : 10.7～14.0秒) 観測地点 : 久慈

| 波高 | 波向 | NNE | NE | ENE | E | ESE | SE | SSE | S | SSW | SW | WSW | W | WNW | NW | NNW | N | 合計 | |
|---------|----|-------------|--------------|----------------|----------------|----------------|---------------|-------------|-------------|-------------|-------------|-------------|-------------|-------------|-------------|-------------|-------------|-----------------|------------------|
| 801～ | | | | | | | | | | | | | | | | | | 0 (0.0) | |
| 751～800 | | | | | | | | | | | | | | | | | | 0 (0.0) | |
| 701～750 | | | | | | | | | | | | | | | | | | 0 (0.0) | |
| 651～700 | | | | | | | | | | | | | | | | | | 0 (0.0) | |
| 601～650 | | | | | | | | | | | | | | | | | | 0 (0.0) | |
| 551～600 | | | | | | | | | | | | | | | | | | 0 (0.0) | |
| 501～550 | | | | | | | | | | | | | | | | | | 0 (0.0) | |
| 451～500 | | | | | 1 (0.0) | | | | | | | | | | | | | 1 (0.0) | |
| 401～450 | | | | 2 (0.1) | | | | | | | | | | | | | | 2 (0.1) | |
| 351～400 | | | 1 (0.0) | 1 (0.0) | 5 (0.1) | | | | | | | | | | | | | 7 (0.2) | |
| 301～350 | | | 1 (0.0) | 5 (0.1) | 6 (0.2) | | | | | | | | | | | | | 12 (0.3) | |
| 251～300 | | | 1 (0.0) | 20 (0.5) | 6 (0.2) | 1 (0.0) | | | | | | | | | | | | 28 (0.7) | |
| 201～250 | | 1 (0.0) | 5 (0.1) | 28 (0.7) | 14 (0.4) | 3 (0.1) | | | | | | | | | | | | 51 (1.3) | |
| 176～200 | | 1 (0.0) | 5 (0.1) | 37 (1.0) | 8 (0.2) | 5 (0.1) | 2 (0.1) | | | | | | | | | | | 58 (1.5) | |
| 151～175 | | | 3 (0.1) | 32 (0.8) | 10 (0.3) | 6 (0.2) | 6 (0.2) | | | | | | | | | | | 57 (1.5) | |
| 126～150 | | | 9 (0.2) | 52 (1.3) | 21 (0.5) | 2 (0.1) | 9 (0.2) | | | | | | | | | | | 93 (2.4) | |
| 101～125 | | | 12 (0.3) | 83 (2.1) | 58 (1.5) | 17 (0.4) | 30 (0.8) | 1 (0.0) | | | | | | | | | | 201 (5.2) | |
| 76～100 | | | 10 (0.3) | 80 (2.1) | 77 (2.0) | 35 (0.9) | 66 (1.7) | | | | | | | | | | | 268 (6.9) | |
| 51～75 | | 1 (0.0) | 9 (0.2) | 123 (3.2) | 152 (3.9) | 90 (2.3) | 62 (1.6) | | | | | | | | | | | 437 (11.3) | |
| 26～50 | | 1 (0.0) | 9 (0.2) | 214 (5.5) | 579 (14.9) | 530 (13.7) | 150 (3.9) | 2 (0.1) | | | | | | | | | | 1485 (38.3) | |
| 合計 | | 4 (0.1) | 65 (1.7) | 677 (17.4) | 937 (24.1) | 689 (17.8) | 325 (8.4) | 3 (0.1) | 0 (0.0) | 0 (0.0) | 0 (0.0) | 0 (0.0) | 0 (0.0) | 0 (0.0) | 0 (0.0) | 0 (0.0) | 0 (0.0) | 2700 (69.6) | |
| | | | | | | | | | | | | | | | | | | 有義波が25cm以下の回数 | 1180 (30.4) |
| | | | | | | | | | | | | | | | | | | 合計 | 3880 (100.0) |

表 - 14.28(c) 久慈 f4周期帯領域における波高・波向階級別出現頻度統計
 2004年 1月～2004年12月(年) 波向・波高階級別出現頻度表 (f4: 8.0～9.8秒) 観測地点: 久慈

| 波高 | 波向 | NNE | NE | ENE | E | ESE | SE | SSE | S | SSW | SW | WSW | W | WNW | NW | NNW | N | 合計 | |
|---------|----|--------------|--------------|---------------|---------------|---------------|---------------|------------|------------|------------|------------|------------|------------|------------|------------|------------|-------------|----------------|-----------------|
| 801～ | | | | | | | | | | | | | | | | | | 0 (0.0) | |
| 751～800 | | | | | | | | | | | | | | | | | | 0 (0.0) | |
| 701～750 | | | | | | | | | | | | | | | | | | 0 (0.0) | |
| 651～700 | | | | | | | | | | | | | | | | | | 0 (0.0) | |
| 601～650 | | | | | | | | | | | | | | | | | | 0 (0.0) | |
| 551～600 | | | | | | | | | | | | | | | | | | 0 (0.0) | |
| 501～550 | | | | | | | | | | | | | | | | | | 0 (0.0) | |
| 451～500 | | | | | | | | | | | | | | | | | | 0 (0.0) | |
| 401～450 | | | | | | | | | | | | | | | | | | 0 (0.0) | |
| 351～400 | | | 1 (0.0) | 2 (0.1) | 1 (0.0) | | | | | | | | | | | | | 4 (0.1) | |
| 301～350 | | | 4 (0.1) | 5 (0.1) | | | | | | | | | | | | | | 9 (0.2) | |
| 251～300 | | | 2 (0.1) | 19 (0.5) | 5 (0.1) | 1 (0.0) | | | | | | | | | | | | 27 (0.7) | |
| 201～250 | | 2 (0.1) | 2 (0.1) | 19 (0.5) | 21 (0.5) | 3 (0.1) | 1 (0.0) | | | | | | | | | | | 48 (1.2) | |
| 176～200 | | 1 (0.0) | 2 (0.1) | 11 (0.3) | 22 (0.6) | 2 (0.1) | 2 (0.1) | | | | | | | | | | 1 (0.0) | 41 (1.1) | |
| 151～175 | | 2 (0.1) | 5 (0.1) | 15 (0.4) | 22 (0.6) | 13 (0.3) | 3 (0.1) | | | | | | | | | | 3 (0.1) | 63 (1.6) | |
| 126～150 | | 2 (0.1) | 6 (0.2) | 29 (0.7) | 34 (0.9) | 14 (0.4) | 21 (0.5) | | | | | | | | | | 5 (0.1) | 111 (2.9) | |
| 101～125 | | 6 (0.2) | 7 (0.2) | 55 (1.4) | 56 (1.4) | 28 (0.7) | 33 (0.9) | 1 (0.0) | | | | | | | | | 6 (0.2) | 192 (4.9) | |
| 76～100 | | 18 (0.5) | 17 (0.4) | 70 (1.8) | 77 (2.0) | 77 (2.0) | 82 (2.1) | | | | | | | | | | 6 (0.2) | 347 (8.9) | |
| 51～75 | | 35 (0.9) | 23 (0.6) | 78 (2.0) | 201 (5.2) | 256 (6.6) | 199 (5.1) | | | | | | | | | | 9 (0.2) | 800 (20.6) | |
| 26～50 | | 54 (1.4) | 54 (1.4) | 129 (3.3) | 355 (9.1) | 586 (15.1) | 390 (10.1) | 5 (0.1) | | | | | | | | | 5 (0.1) | 1578 (40.7) | |
| 合計 | | 120 (3.1) | 123 (3.2) | 432 (11.1) | 794 (20.5) | 980 (25.3) | 731 (18.8) | 6 (0.2) | 0 (0.0) | 0 (0.0) | 0 (0.0) | 0 (0.0) | 0 (0.0) | 0 (0.0) | 0 (0.0) | 0 (0.0) | 34 (0.9) | 3220 (83.0) | |
| | | | | | | | | | | | | | | | | | | 有義波が25cm以下の回数 | 660 (17.0) |
| | | | | | | | | | | | | | | | | | | 合計 | 3880 (100.0) |

表 - 14.28(d) 久慈 f5周期帯領域における波高・波向階級別出現頻度統計
 2004年 1月～2004年12月(年) 波向・波高階級別出現頻度表 (f5: 5.8～7.5秒) 観測地点: 久慈

| 波高 | 波向 | NNE | NE | ENE | E | ESE | SE | SSE | S | SSW | SW | WSW | W | WNW | NW | NNW | N | 合計 | |
|---------|----|--------------|--------------|---------------|---------------|---------------|---------------|-------------|------------|------------|------------|------------|------------|------------|------------|------------|--------------|----------------|-----------------|
| 801～ | | | | | | | | | | | | | | | | | | 0 (0.0) | |
| 751～800 | | | | | | | | | | | | | | | | | | 0 (0.0) | |
| 701～750 | | | | | | | | | | | | | | | | | | 0 (0.0) | |
| 651～700 | | | | | | | | | | | | | | | | | | 0 (0.0) | |
| 601～650 | | | | | | | | | | | | | | | | | | 0 (0.0) | |
| 551～600 | | | | | | | | | | | | | | | | | | 0 (0.0) | |
| 501～550 | | | | | | | | | | | | | | | | | | 0 (0.0) | |
| 451～500 | | | | | | | | | | | | | | | | | | 0 (0.0) | |
| 401～450 | | | | | | | | | | | | | | | | | | 0 (0.0) | |
| 351～400 | | | | | | | | | | | | | | | | | | 0 (0.0) | |
| 301～350 | | | | | | | | | | | | | | | | | | 0 (0.0) | |
| 251～300 | | | | | | | | | | | | | | | | | | 0 (0.0) | |
| 201～250 | | | 8 (0.2) | 9 (0.2) | 3 (0.1) | | 4 (0.1) | | | | | | | | | | | 24 (0.6) | |
| 176～200 | | | 6 (0.2) | 18 (0.5) | 6 (0.2) | | 1 (0.0) | | | | | | | | | | 1 (0.0) | 32 (0.8) | |
| 151～175 | | 3 (0.1) | 8 (0.2) | 30 (0.8) | 5 (0.1) | 2 (0.1) | 4 (0.1) | | | | | | | | | | 4 (0.1) | 56 (1.4) | |
| 126～150 | | 16 (0.4) | 12 (0.3) | 30 (0.8) | 11 (0.3) | 9 (0.2) | 10 (0.3) | | | | | | | | | | 21 (0.5) | 109 (2.8) | |
| 101～125 | | 31 (0.8) | 22 (0.6) | 42 (1.1) | 23 (0.6) | 25 (0.6) | 28 (0.7) | 3 (0.1) | | | | | | | | | 67 (1.7) | 241 (6.2) | |
| 76～100 | | 47 (1.2) | 17 (0.4) | 64 (1.6) | 56 (1.4) | 67 (1.7) | 118 (3.0) | 2 (0.1) | | | | | | | | | 78 (2.0) | 449 (11.6) | |
| 51～75 | | 109 (2.8) | 65 (1.7) | 102 (2.6) | 153 (3.9) | 171 (4.4) | 301 (7.8) | 13 (0.3) | | | | | | | | | 1 (0.0) | 1002 (25.8) | |
| 26～50 | | 102 (2.6) | 65 (1.7) | 122 (3.1) | 224 (5.8) | 394 (10.2) | 440 (11.3) | 22 (0.6) | 2 (0.1) | 1 (0.0) | 1 (0.0) | 1 (0.0) | 3 (0.1) | | 2 (0.1) | 2 (0.1) | 49 (1.3) | 1430 (36.9) | |
| 合計 | | 308 (7.9) | 203 (5.2) | 417 (10.7) | 481 (12.4) | 688 (17.2) | 906 (23.4) | 40 (1.0) | 2 (0.1) | 1 (0.0) | 1 (0.0) | 1 (0.0) | 3 (0.1) | 0 (0.0) | 2 (0.1) | 3 (0.1) | 307 (7.9) | 3343 (86.2) | |
| | | | | | | | | | | | | | | | | | | 有義波が25cm以下の回数 | 537 (13.8) |
| | | | | | | | | | | | | | | | | | | 合計 | 3880 (100.0) |

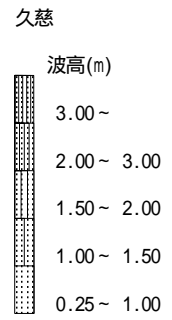
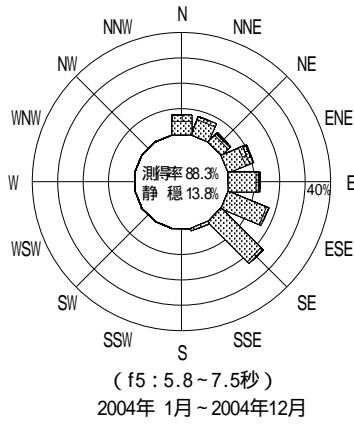
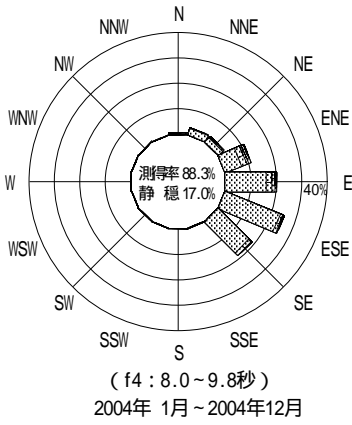
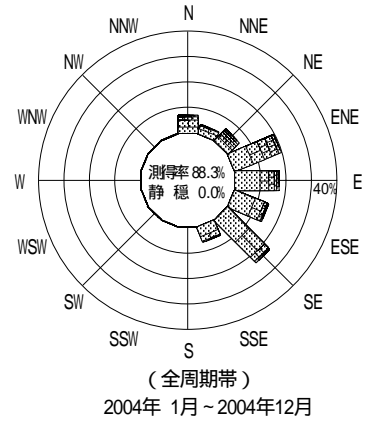
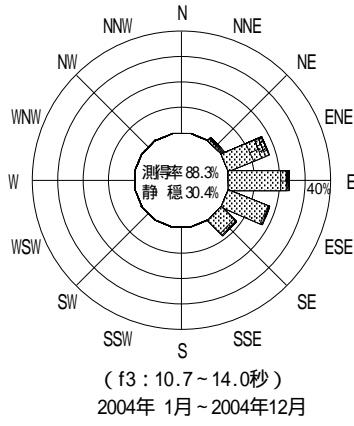
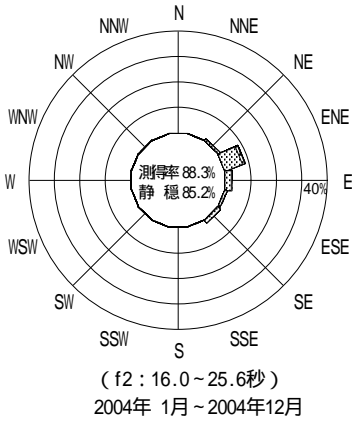


図 - 12.28 久慈 波高・波向別出現頻度図 (f2 , f3 , f4 , f5 , 全周期帯)