

付表 - B.3.20(a) 那覇 f2周期帯領域における波高・波向階級別出現頻度統計
 2001年 1月～2001年12月(年) 波向・波高階級別出現頻度表 (f2 : 16.0～25.6秒) 観測地点 : 那覇

| 波高 | 波向 | NNE | NE | ENE | E | ESE | SE | SSE | S | SSW | SW | WSW | W | WNW | NW | NNW | N | 合計 |
|---------------|----|-------------|-------------|-------------|-------------|-------------|-------------|-------------|-------------|-------------|--------------|-------------|-------------|-------------|-------------|--------------|-------------|-----------------|
| 801～ | | | | | | | | | | | | | | | | | | 0 (0.0) |
| 751～800 | | | | | | | | | | | | | | | | | | 0 (0.0) |
| 701～750 | | | | | | | | | | | | | | | | | | 0 (0.0) |
| 651～700 | | | | | | | | | | | | | | | | | | 0 (0.0) |
| 601～650 | | | | | | | | | | | | | | | | | | 0 (0.0) |
| 551～600 | | | | | | | | | | | | | | | | | | 0 (0.0) |
| 501～550 | | | | | | | | | | | | | | | | | | 0 (0.0) |
| 451～500 | | | | | | | | | | | | | | | | | | 0 (0.0) |
| 401～450 | | | | | | | | | | | | | | | | | | 0 (0.0) |
| 351～400 | | | | | | | | | | | | | | | | | | 0 (0.0) |
| 301～350 | | | | | | | | | | | | | | | | | | 0 (0.0) |
| 251～300 | | | | | | | | | | | | | | | | | | 0 (0.0) |
| 201～250 | | | | | | | | | | | | | | | | | | 0 (0.0) |
| 176～200 | | | | | | | | | | | | | | | 1 (0.0) | | | 1 (0.0) |
| 151～175 | | | | | | | | | | | | | | | | | | 0 (0.0) |
| 126～150 | | | | | | | | | | | | | | | | 2 (0.1) | | 2 (0.1) |
| 101～125 | | | | | | | | | | | | | | | 1 (0.0) | | | 1 (0.0) |
| 76～100 | | | | | | | | | | | 2 (0.1) | | | | | | | 2 (0.1) |
| 51～75 | | | | | | | | | | | 6 (0.2) | 1 (0.0) | | | 1 (0.0) | 2 (0.1) | 4 (0.2) | 14 (0.6) |
| 26～50 | | | | | | | | | | | 22 (0.9) | 1 (0.0) | | | 1 (0.0) | 8 (0.3) | 1 (0.0) | 33 (1.4) |
| 合計 | | 0 (0.0) | 0 (0.0) | 0 (0.0) | 0 (0.0) | 0 (0.0) | 0 (0.0) | 0 (0.0) | 0 (0.0) | 0 (0.0) | 30 (1.2) | 2 (0.1) | 0 (0.0) | 0 (0.0) | 4 (0.2) | 12 (0.5) | 5 (0.2) | 53 (2.2) |
| 有義波が25cm以下の回数 | | | | | | | | | | | | | | | | | | 2377 (97.8) |
| 合計 | | | | | | | | | | | | | | | | | | 2430 (100.0) |

付表 - B.3.20(b) 那覇 f3周期帯領域における波高・波向階級別出現頻度統計
 2001年 1月～2001年12月(年) 波向・波高階級別出現頻度表 (f3 : 10.7～14.0秒) 観測地点 : 那覇

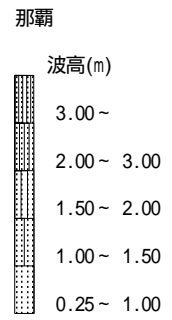
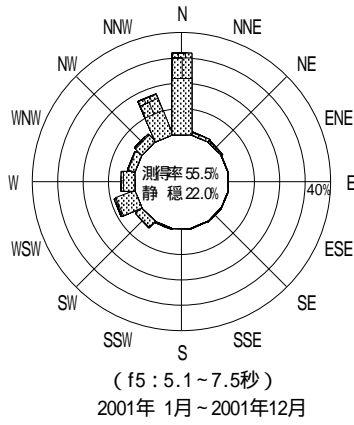
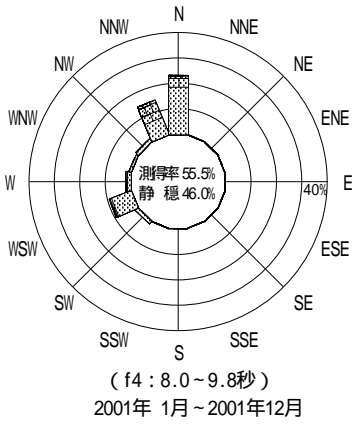
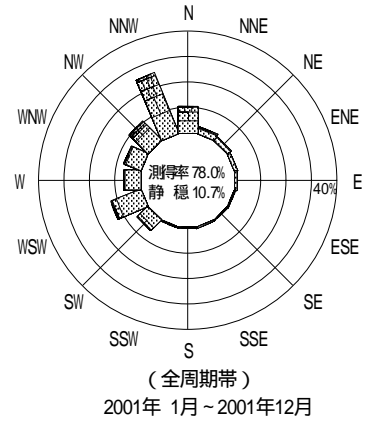
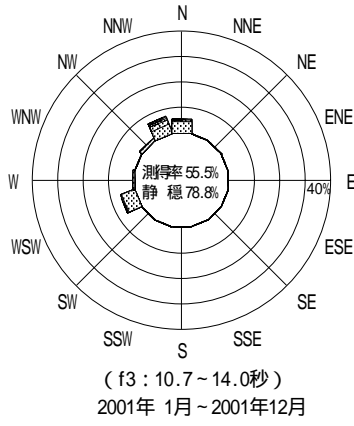
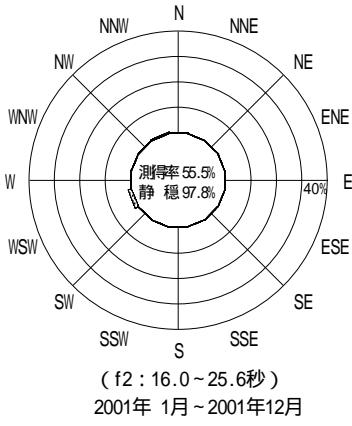
| 波高 | 波向 | NNE | NE | ENE | E | ESE | SE | SSE | S | SSW | SW | WSW | W | WNW | NW | NNW | N | 合計 |
|---------------|-------------|-------------|-------------|-------------|-------------|-------------|-------------|-------------|-------------|-------------|--------------|---------------|--------------|-------------|--------------|---------------|---------------|-----------------|
| 801～ | | | | | | | | | | | | | | | | | | 0 (0.0) |
| 751～800 | | | | | | | | | | | | | | | | | | 0 (0.0) |
| 701～750 | | | | | | | | | | | | | | | | | | 0 (0.0) |
| 651～700 | | | | | | | | | | | | | | | | | | 0 (0.0) |
| 601～650 | | | | | | | | | | | | | | | | | | 0 (0.0) |
| 551～600 | | | | | | | | | | | | | | | | | | 0 (0.0) |
| 501～550 | | | | | | | | | | | | | | | | | | 0 (0.0) |
| 451～500 | | | | | | | | | | | | | | | 1 (0.0) | 1 (0.0) | | 2 (0.1) |
| 401～450 | | | | | | | | | | | | | | | 1 (0.0) | | | 1 (0.0) |
| 351～400 | | | | | | | | | | | | | | | 1 (0.0) | | | 1 (0.0) |
| 301～350 | | | | | | | | | | | | | | | | | | 0 (0.0) |
| 251～300 | | | | | | | | | | | | | 2 (0.1) | | | 4 (0.2) | | 6 (0.2) |
| 201～250 | | | | | | | | | | | 2 (0.1) | | | | 12 (0.5) | | | 14 (0.6) |
| 176～200 | | | | | | | | | | | 2 (0.1) | | | | 8 (0.3) | 2 (0.1) | | 12 (0.5) |
| 151～175 | 1 (0.0) | | | | | | | | | | 2 (0.1) | | | | 1 (0.0) | 9 (0.4) | 3 (0.1) | 16 (0.7) |
| 126～150 | | | | | | | | | | | 1 (0.0) | | | | 1 (0.0) | 21 (0.9) | 5 (0.2) | 28 (1.2) |
| 101～125 | | | | | | | | | | | 8 (0.3) | | | | 1 (0.0) | 23 (0.9) | 7 (0.3) | 39 (1.6) |
| 76～100 | | | | | | | | | | | 20 (0.8) | | | | 6 (0.2) | 19 (0.8) | 12 (0.5) | 57 (2.3) |
| 51～75 | | | | | | | | | | | 1 (0.0) | 45 (1.9) | 4 (0.2) | | 3 (0.1) | 22 (0.9) | 30 (1.2) | 105 (4.3) |
| 26～50 | 1 (0.0) | | | | | | | | | | 2 (0.1) | 70 (2.9) | 11 (0.5) | 3 (0.1) | 17 (0.7) | 54 (2.2) | 76 (3.1) | 234 (9.6) |
| 合計 | | 2 (0.1) | 0 (0.0) | 0 (0.0) | 0 (0.0) | 0 (0.0) | 0 (0.0) | 0 (0.0) | 0 (0.0) | 0 (0.0) | 3 (0.1) | 150 (6.2) | 17 (0.7) | 3 (0.1) | 30 (1.2) | 175 (7.2) | 135 (5.6) | 515 (21.2) |
| 有義波が25cm以下の回数 | | | | | | | | | | | | | | | | | | 1915 (78.8) |
| 合計 | | | | | | | | | | | | | | | | | | 2430 (100.0) |

付表 - B.3.20(c) 那覇 f4周期帯領域における波高・波向階級別出現頻度統計
 2001年 1月～2001年12月(年) 波向・波高階級別出現頻度表 (f4 : 8.0～9.8秒) 観測地点 : 那覇

| 波高 | 波向 | NNE | NE | ENE | E | ESE | SE | SSE | S | SSW | SW | WSW | W | WNW | NW | NNW | N | 合計 |
|---------------|------------|------------|------------|------------|------------|------------|------------|------------|------------|-------------|--------------|-------------|-------------|-------------|---------------|---------------|----------------|-----------------|
| 801～ | | | | | | | | | | | | | | | | | | 0 (0.0) |
| 751～800 | | | | | | | | | | | | | | | | | | 0 (0.0) |
| 701～750 | | | | | | | | | | | | | | | | | | 0 (0.0) |
| 651～700 | | | | | | | | | | | | | | | | | | 0 (0.0) |
| 601～650 | | | | | | | | | | | | | | | | | | 0 (0.0) |
| 551～600 | | | | | | | | | | | | | | | | | | 0 (0.0) |
| 501～550 | | | | | | | | | | | | | | | | | | 0 (0.0) |
| 451～500 | | | | | | | | | | | | | | | | | | 0 (0.0) |
| 401～450 | | | | | | | | | | | | | | | | | | 0 (0.0) |
| 351～400 | | | | | | | | | | | | | 1 (0.0) | | | | | 1 (0.0) |
| 301～350 | | | | | | | | | | | | | 1 (0.0) | | 1 (0.0) | | | 3 (0.1) |
| 251～300 | | | | | | | | | | | | | | | | | | 0 (0.0) |
| 201～250 | | | | | | | | | | | 3 (0.1) | 1 (0.0) | | | 25 (1.0) | 10 (0.4) | | 39 (1.6) |
| 176～200 | | | | | | | | | | | 3 (0.1) | | | | 27 (1.1) | 5 (0.2) | | 35 (1.4) |
| 151～175 | | | | | | | | | | | 2 (0.1) | 1 (0.0) | | | 2 (0.1) | 53 (2.2) | 14 (0.6) | 72 (3.0) |
| 126～150 | | | | | | | | | | | 4 (0.2) | 7 (0.3) | | | 1 (0.0) | 46 (1.9) | 30 (1.2) | 88 (3.6) |
| 101～125 | | | | | | | | | | | 10 (0.4) | 1 (0.0) | | 1 (0.0) | | 28 (1.2) | 56 (2.3) | 96 (4.0) |
| 76～100 | 1 (0.0) | | | | | | | | | 1 (0.0) | 31 (1.3) | 4 (0.2) | 2 (0.1) | 3 (0.1) | 24 (1.0) | 99 (4.1) | 165 (6.8) | |
| 51～75 | 1 (0.0) | | | | | | | | | 10 (0.4) | 72 (3.0) | 11 (0.5) | 8 (0.3) | 5 (0.2) | 59 (2.4) | 154 (6.3) | 320 (13.2) | |
| 26～50 | 2 (0.1) | | | | | | | | 1 (0.0) | 21 (0.9) | 104 (4.3) | 27 (1.1) | 13 (0.5) | 25 (1.0) | 97 (4.0) | 202 (8.3) | 492 (20.2) | |
| 合計 | 4 (0.2) | 0 (0.0) | 0 (0.0) | 0 (0.0) | 0 (0.0) | 0 (0.0) | 0 (0.0) | 0 (0.0) | 1 (0.0) | 32 (1.3) | 229 (9.4) | 54 (2.2) | 24 (1.0) | 37 (1.5) | 360 (14.8) | 570 (23.5) | 1311 (54.0) | |
| 有義波が25cm以下の回数 | | | | | | | | | | | | | | | | | | 119 (46.0) |
| 合計 | | | | | | | | | | | | | | | | | | 2430 (100.0) |

付表 - B.3.20(d) 那覇 f5周期帯領域における波高・波向階級別出現頻度統計
 2001年 1月～2001年12月(年) 波向・波高階級別出現頻度表 (f5 : 5.1～7.5秒) 観測地点 : 那覇

| 波高 | 波向 | NNE | NE | ENE | E | ESE | SE | SSE | S | SSW | SW | WSW | W | WNW | NW | NNW | N | 合計 |
|---------------|-------------|-------------|------------|------------|------------|------------|------------|------------|-------------|-------------|--------------|--------------|-------------|--------------|---------------|---------------|----------------|-----------------|
| 801～ | | | | | | | | | | | | | | | | | | 0 (0.0) |
| 751～800 | | | | | | | | | | | | | | | | | | 0 (0.0) |
| 701～750 | | | | | | | | | | | | | | | | | | 0 (0.0) |
| 651～700 | | | | | | | | | | | | | | | | | | 0 (0.0) |
| 601～650 | | | | | | | | | | | | | | | | | | 0 (0.0) |
| 551～600 | | | | | | | | | | | | | | | | | | 0 (0.0) |
| 501～550 | | | | | | | | | | | | | | | | | | 0 (0.0) |
| 451～500 | | | | | | | | | | | | | | | | | | 0 (0.0) |
| 401～450 | | | | | | | | | | | | | | | | | | 0 (0.0) |
| 351～400 | | | | | | | | | | | | | | | | | | 0 (0.0) |
| 301～350 | | | | | | | | | | | | | | | | | | 0 (0.0) |
| 251～300 | | | | | | | | | | | | | 1 (0.0) | | | | 1 (0.0) | 2 (0.1) |
| 201～250 | | | | | | | | | | | | | 1 (0.0) | | 3 (0.1) | 1 (0.0) | 5 (0.2) | 10 (0.4) |
| 176～200 | | | | | | | | | | | 1 (0.0) | 1 (0.0) | | | 1 (0.0) | 11 (0.5) | 9 (0.4) | 23 (0.9) |
| 151～175 | 1 (0.0) | | | | | | | | | | 1 (0.0) | 5 (0.2) | 3 (0.1) | 2 (0.1) | | 34 (1.4) | 35 (1.4) | 81 (3.3) |
| 126～150 | 1 (0.0) | | | | | | | | | | 1 (0.0) | 6 (0.2) | 8 (0.3) | 1 (0.0) | 6 (0.2) | 59 (2.4) | 72 (3.0) | 154 (6.3) |
| 101～125 | 1 (0.0) | 3 (0.1) | | | | | | | | | 7 (0.3) | 9 (0.4) | 2 (0.1) | 5 (0.2) | 64 (2.6) | 117 (4.8) | 210 (8.6) | |
| 76～100 | 6 (0.2) | 1 (0.0) | | | | | | | | | 3 (0.1) | 28 (1.2) | 13 (0.5) | 4 (0.2) | 7 (0.3) | 78 (3.2) | 183 (7.5) | 323 (13.3) |
| 51～75 | 8 (0.3) | 3 (0.1) | | 1 (0.0) | | 2 (0.1) | | | | | 27 (1.1) | 70 (2.9) | 41 (1.7) | 21 (0.9) | 23 (0.9) | 86 (3.5) | 195 (8.0) | 477 (19.6) |
| 26～50 | 14 (0.6) | 13 (0.5) | 1 (0.0) | 1 (0.0) | 3 (0.1) | 4 (0.2) | 3 (0.1) | 4 (0.2) | 12 (0.5) | 48 (2.0) | 96 (4.0) | 56 (2.3) | 45 (1.9) | 58 (2.4) | 89 (3.7) | 169 (7.0) | 616 (25.3) | |
| 合計 | 31 (1.3) | 20 (0.8) | 1 (0.0) | 2 (0.1) | 3 (0.1) | 6 (0.2) | 3 (0.1) | 4 (0.2) | 12 (0.5) | 82 (3.4) | 213 (8.8) | 133 (5.5) | 75 (3.1) | 103 (4.2) | 422 (17.4) | 786 (32.3) | 1896 (78.0) | |
| 有義波が25cm以下の回数 | | | | | | | | | | | | | | | | | | 534 (22.0) |
| 合計 | | | | | | | | | | | | | | | | | | 2430 (100.0) |



付図 - B.2.20 那霸 波高・波向別出現頻度図 (f2 , f3 , f4 , f5 , 全周期帶)