

付表 - B.3.6(a) 新潟沖 f2周期帯領域における波高・波向階級別出現頻度統計

2001年 1月～2001年12月(年) 波向・波高階級別出現頻度表 (f2 : 16.0～25.6秒) 観測地点 : 新潟沖

| 波高 | 波向 | NNE | NE | ENE | E | ESE | SE | SSE | S | SSW | SW | WSW | W | WNW | NW | NNW | N | 合計 |
|---------------|----|-------------|-------------|-------------|-------------|-------------|-------------|-------------|-------------|-------------|-------------|-------------|-------------|-------------|-------------|--------------|-----------------|--------------|
| 801～ | | | | | | | | | | | | | | | | | | 0 (0.0) |
| 751～800 | | | | | | | | | | | | | | | | | | 0 (0.0) |
| 701～750 | | | | | | | | | | | | | | | | | | 0 (0.0) |
| 651～700 | | | | | | | | | | | | | | | | | | 0 (0.0) |
| 601～650 | | | | | | | | | | | | | | | | | | 0 (0.0) |
| 551～600 | | | | | | | | | | | | | | | | | | 0 (0.0) |
| 501～550 | | | | | | | | | | | | | | | | | | 0 (0.0) |
| 451～500 | | | | | | | | | | | | | | | | | | 0 (0.0) |
| 401～450 | | | | | | | | | | | | | | | | | | 0 (0.0) |
| 351～400 | | | | | | | | | | | | | | | | | | 0 (0.0) |
| 301～350 | | | | | | | | | | | | | | | | | | 0 (0.0) |
| 251～300 | | | | | | | | | | | | | | | | | | 0 (0.0) |
| 201～250 | | | | | | | | | | | | | | | | | | 0 (0.0) |
| 176～200 | | | | | | | | | | | | | | | | | | 0 (0.0) |
| 151～175 | | | | | | | | | | | | | | | | | | 0 (0.0) |
| 126～150 | | | | | | | | | | | | | | | | | | 0 (0.0) |
| 101～125 | | | | | | | | | | | | | | | | 2 (0.1) | 1 (0.0) | 3 (0.1) |
| 76～100 | | 1 (0.0) | | | | | | | | | | | | | | 1 (0.0) | 1 (0.0) | 3 (0.1) |
| 51～75 | | | | | | | | | | | | | | | | 3 (0.1) | 1 (0.0) | 4 (0.2) |
| 26～50 | | 1 (0.0) | | | | | | | | | | | | | 4 (0.2) | 25 (1.2) | 14 (0.7) | 44 (2.2) |
| 合計 | | 2 (0.1) | 0 (0.0) | 0 (0.0) | 0 (0.0) | 0 (0.0) | 0 (0.0) | 0 (0.0) | 0 (0.0) | 0 (0.0) | 0 (0.0) | 0 (0.0) | 0 (0.0) | 0 (0.0) | 4 (0.2) | 31 (1.5) | 17 (0.8) | 54 (2.7) |
| 有義波が25cm以下の回数 | | | | | | | | | | | | | | | | | 1953 (97.3) | |
| 合計 | | | | | | | | | | | | | | | | | 2007 (100.0) | |

付表 - B.3.6(b) 新潟沖 f3周期帯領域における波高・波向階級別出現頻度統計

2001年 1月～2001年12月(年) 波向・波高階級別出現頻度表 (f3 : 10.7～14.0秒) 観測地点 : 新潟沖

| 波高 | 波向 | NNE | NE | ENE | E | ESE | SE | SSE | S | SSW | SW | WSW | W | WNW | NW | NNW | N | 合計 |
|---------------|----|--------------|-------------|-------------|-------------|-------------|-------------|-------------|-------------|-------------|-------------|-------------|-------------|-------------|--------------|----------------|-----------------|----------------|
| 801～ | | | | | | | | | | | | | | | | | | 0 (0.0) |
| 751～800 | | | | | | | | | | | | | | | | | | 0 (0.0) |
| 701～750 | | | | | | | | | | | | | | | | | | 0 (0.0) |
| 651～700 | | | | | | | | | | | | | | | | | | 0 (0.0) |
| 601～650 | | | | | | | | | | | | | | | | | | 0 (0.0) |
| 551～600 | | | | | | | | | | | | | | | | | | 0 (0.0) |
| 501～550 | | | | | | | | | | | | | | | | | | 0 (0.0) |
| 451～500 | | | | | | | | | | | | | | | | | | 0 (0.0) |
| 401～450 | | 1 (0.0) | | | | | | | | | | | | | | | | 1 (0.0) |
| 351～400 | | 3 (0.1) | | | | | | | | | | | | | | | | 3 (0.1) |
| 301～350 | | 2 (0.1) | | | | | | | | | | | | | | 1 (0.0) | 4 (0.2) | 7 (0.3) |
| 251～300 | | 3 (0.1) | | | | | | | | | | | | | 2 (0.1) | 9 (0.4) | 3 (0.1) | 17 (0.8) |
| 201～250 | | 3 (0.1) | | | | | | | | | | | | | 3 (0.1) | 13 (0.6) | 5 (0.2) | 24 (1.2) |
| 176～200 | | | | | | | | | | | | | | | 5 (0.2) | 9 (0.4) | 10 (0.5) | 24 (1.2) |
| 151～175 | | 2 (0.1) | | | | | | | | | | | | | 12 (0.6) | 12 (0.6) | 26 (1.3) | |
| 126～150 | | 1 (0.0) | | | | | | | | | | | | | 2 (0.1) | 6 (0.3) | 11 (0.5) | 20 (1.0) |
| 101～125 | | 3 (0.1) | | | | | | | | | | | | | 10 (0.5) | 17 (0.8) | 30 (1.5) | |
| 76～100 | | | | | | | | | | | | | | | 2 (0.1) | 23 (1.1) | 22 (1.1) | 47 (2.3) |
| 51～75 | | 4 (0.2) | 1 (0.0) | | | | | | | | | | | 1 (0.0) | 3 (0.1) | 42 (2.1) | 52 (2.6) | 103 (5.1) |
| 26～50 | | 8 (0.4) | | | | | | | | | | | 2 (0.1) | | 10 (0.5) | 77 (3.8) | 88 (4.4) | 185 (9.2) |
| 合計 | | 30 (1.5) | 1 (0.0) | 0 (0.0) | 0 (0.0) | 0 (0.0) | 0 (0.0) | 0 (0.0) | 0 (0.0) | 0 (0.0) | 0 (0.0) | 0 (0.0) | 2 (0.1) | 1 (0.0) | 27 (1.3) | 202 (10.1) | 224 (11.2) | 487 (24.3) |
| 有義波が25cm以下の回数 | | | | | | | | | | | | | | | | | 1520 (75.7) | |
| 合計 | | | | | | | | | | | | | | | | | 2007 (100.0) | |

付表 - B.3.6(c) 新潟沖 f4周期帯領域における波高・波向階級別出現頻度統計

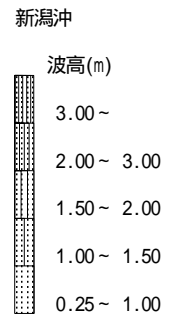
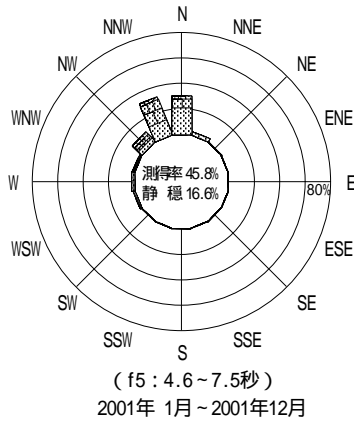
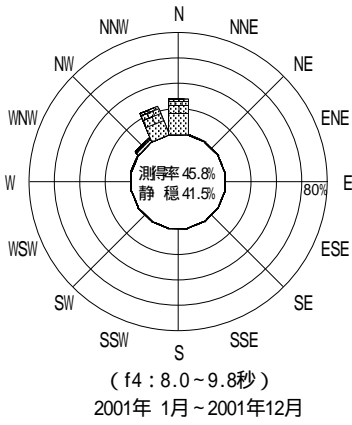
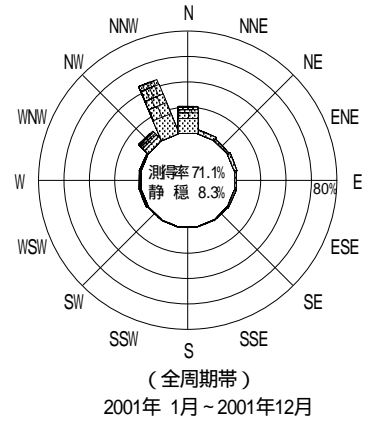
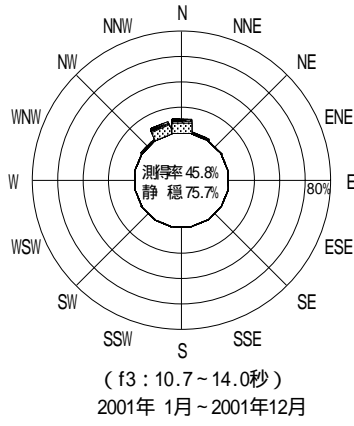
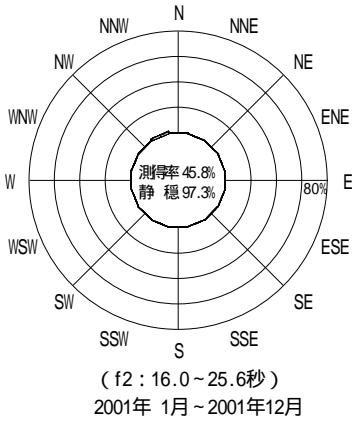
2001年 1月～2001年12月(年) 波向・波高階級別出現頻度表 (f4: 8.0～9.8秒) 観測地点: 新潟沖

| 波高 | 波向 | NNE | NE | ENE | E | ESE | SE | SSE | S | SSW | SW | WSW | W | WNW | NW | NNW | N | 合計 |
|---------------|----|-------------|------------|------------|------------|------------|------------|------------|------------|------------|------------|------------|-------------|-------------|-------------|---------------|---------------|-----------------|
| 801～ | | | | | | | | | | | | | | | | | | 0 (0.0) |
| 751～800 | | | | | | | | | | | | | | | | | | 0 (0.0) |
| 701～750 | | | | | | | | | | | | | | | | | | 0 (0.0) |
| 651～700 | | | | | | | | | | | | | | | | | | 0 (0.0) |
| 601～650 | | | | | | | | | | | | | | | | | | 0 (0.0) |
| 551～600 | | | | | | | | | | | | | | | | | | 0 (0.0) |
| 501～550 | | | | | | | | | | | | | | | | | | 0 (0.0) |
| 451～500 | | | | | | | | | | | | | | | | | | 0 (0.0) |
| 401～450 | | | | | | | | | | | | | | | | | | 0 (0.0) |
| 351～400 | | | | | | | | | | | | | | | | | 1 (0.0) | |
| 301～350 | | | | | | | | | | | | | | | | 1 (0.0) | | 1 (0.0) |
| 251～300 | | | | | | | | | | | | | | | 2 (0.1) | 7 (0.3) | 5 (0.2) | 14 (0.7) |
| 201～250 | | 2 (0.1) | | | | | | | | | | | | | 10 (0.5) | 33 (1.6) | 31 (1.5) | 76 (3.8) |
| 176～200 | | 1 (0.0) | | | | | | | | | | | | | 7 (0.3) | 32 (1.6) | 30 (1.5) | 70 (3.5) |
| 151～175 | | | | | | | | | | | | | 1 (0.0) | | 7 (0.3) | 46 (2.3) | 35 (1.7) | 89 (4.4) |
| 126～150 | | 1 (0.0) | | | | | | | | | | | | | 7 (0.3) | 55 (2.7) | 66 (3.3) | 129 (6.4) |
| 101～125 | | 1 (0.0) | | | | | | | | | | | 5 (0.2) | 2 (0.1) | 3 (0.1) | 67 (3.3) | 58 (2.9) | 136 (6.8) |
| 76～100 | | 1 (0.0) | | | | | | | | | | | 2 (0.1) | | 14 (0.7) | 82 (4.1) | 72 (3.6) | 171 (8.5) |
| 51～75 | | | | | | | | | | | | | 5 (0.2) | 3 (0.1) | 18 (0.9) | 70 (3.5) | 119 (5.9) | 215 (10.7) |
| 26～50 | | 5 (0.2) | | | | | | | | | | | 7 (0.3) | 8 (0.4) | 10 (0.5) | 94 (4.7) | 149 (7.4) | 273 (13.6) |
| 合計 | | 11 (0.5) | 0 (0.0) | 0 (0.0) | 0 (0.0) | 0 (0.0) | 0 (0.0) | 0 (0.0) | 0 (0.0) | 0 (0.0) | 0 (0.0) | 0 (0.0) | 20 (1.0) | 13 (0.6) | 78 (3.9) | 487 (24.3) | 566 (28.2) | 1175 (58.5) |
| 有義波が25cm以下の回数 | | | | | | | | | | | | | | | | | | 833 (41.5) |
| 合計 | | | | | | | | | | | | | | | | | | 2008 (100.0) |

付表 - B.3.6(d) 新潟沖 f5周期帯領域における波高・波向階級別出現頻度統計

2001年 1月～2001年12月(年) 波向・波高階級別出現頻度表 (f5: 4.6～7.5秒) 観測地点: 新潟沖

| 波高 | 波向 | NNE | NE | ENE | E | ESE | SE | SSE | S | SSW | SW | WSW | W | WNW | NW | NNW | N | 合計 |
|---------------|----|-------------|------------|------------|------------|------------|------------|------------|------------|------------|------------|-------------|-------------|-------------|---------------|---------------|---------------|-----------------|
| 801～ | | | | | | | | | | | | | | | | | | 0 (0.0) |
| 751～800 | | | | | | | | | | | | | | | | | | 0 (0.0) |
| 701～750 | | | | | | | | | | | | | | | | | | 0 (0.0) |
| 651～700 | | | | | | | | | | | | | | | | | | 0 (0.0) |
| 601～650 | | | | | | | | | | | | | | | | | | 0 (0.0) |
| 551～600 | | | | | | | | | | | | | | | | | | 0 (0.0) |
| 501～550 | | | | | | | | | | | | | | | | | | 0 (0.0) |
| 451～500 | | | | | | | | | | | | | | | | | | 0 (0.0) |
| 401～450 | | | | | | | | | | | | | | | | | | 0 (0.0) |
| 351～400 | | | | | | | | | | | | | | | | | | 0 (0.0) |
| 301～350 | | | | | | | | | | | | | | | | | | 0 (0.0) |
| 251～300 | | | | | | | | | | | | | | | 3 (0.1) | 4 (0.2) | 1 (0.0) | 8 (0.4) |
| 201～250 | | | | | | | | | | | | | 4 (0.2) | 2 (0.1) | 41 (2.0) | 41 (2.0) | 7 (0.3) | 95 (4.7) |
| 176～200 | | | | | | | | | | | | 1 (0.0) | 2 (0.1) | 7 (0.3) | 30 (1.5) | 69 (3.4) | 15 (0.7) | 124 (6.2) |
| 151～175 | | 1 (0.0) | | | | | | | | | | 3 (0.1) | 3 (0.1) | 3 (0.1) | 24 (1.2) | 75 (3.7) | 28 (1.4) | 137 (6.8) |
| 126～150 | | 1 (0.0) | | | | | | | | | | 2 (0.1) | 7 (0.3) | 3 (0.1) | 21 (1.0) | 88 (4.4) | 53 (2.6) | 175 (8.7) |
| 101～125 | | 1 (0.0) | | | | | | | | | | 4 (0.2) | 11 (0.5) | 4 (0.2) | 19 (0.9) | 115 (5.7) | 91 (4.5) | 245 (12.2) |
| 76～100 | | 5 (0.2) | | | | | | | | | | 4 (0.2) | 13 (0.6) | 9 (0.4) | 30 (1.5) | 99 (4.9) | 124 (6.2) | 284 (14.1) |
| 51～75 | | 14 (0.7) | | | | | | | | | | 6 (0.3) | 3 (0.1) | 5 (0.2) | 18 (0.9) | 80 (4.0) | 147 (7.3) | 273 (13.6) |
| 26～50 | | 36 (1.8) | 3 (0.1) | | 1 (0.0) | 1 (0.0) | | 1 (0.0) | | | | 9 (0.4) | 15 (0.7) | 4 (0.2) | 27 (1.3) | 80 (4.0) | 156 (7.8) | 333 (16.6) |
| 合計 | | 58 (2.9) | 3 (0.1) | 0 (0.0) | 1 (0.0) | 1 (0.0) | 0 (0.0) | 1 (0.0) | 0 (0.0) | 0 (0.0) | 0 (0.0) | 29 (1.4) | 58 (2.9) | 37 (1.8) | 213 (10.6) | 651 (32.4) | 622 (31.0) | 1674 (83.4) |
| 有義波が25cm以下の回数 | | | | | | | | | | | | | | | | | | 334 (16.6) |
| 合計 | | | | | | | | | | | | | | | | | | 2008 (100.0) |



付図 - B.2.6 新潟沖 波高・波向別出現頻度図 (f2 , f3 , f4 , f5 , 全周期帯)